



**HAL**  
open science

# How to Visualize a Potential Aromatic Map of a Product in the Odor Space: The Sketchoscent Approach

Fabrice Guillet, Angélique Villière

## ► To cite this version:

Fabrice Guillet, Angélique Villière. How to Visualize a Potential Aromatic Map of a Product in the Odor Space: The Sketchoscent Approach. SSRN: [https://papers.ssrn.com/sol3/papers.cfm?abstract\\_id=4550323](https://papers.ssrn.com/sol3/papers.cfm?abstract_id=4550323). 15th Pangborn Sensory Science Symposium - Meeting new challenges in a changing world, Aug 2023, Nantes, France. , SSRN: [https://papers.ssrn.com/sol3/papers.cfm?abstract\\_id=4550323](https://papers.ssrn.com/sol3/papers.cfm?abstract_id=4550323), 2023, 10.13140/RG.2.2.14743.55205 . hal-04296112

**HAL Id: hal-04296112**

**<https://hal.science/hal-04296112>**

Submitted on 20 Nov 2023

**HAL** is a multi-disciplinary open access archive for the deposit and dissemination of scientific research documents, whether they are published or not. The documents may come from teaching and research institutions in France or abroad, or from public or private research centers.

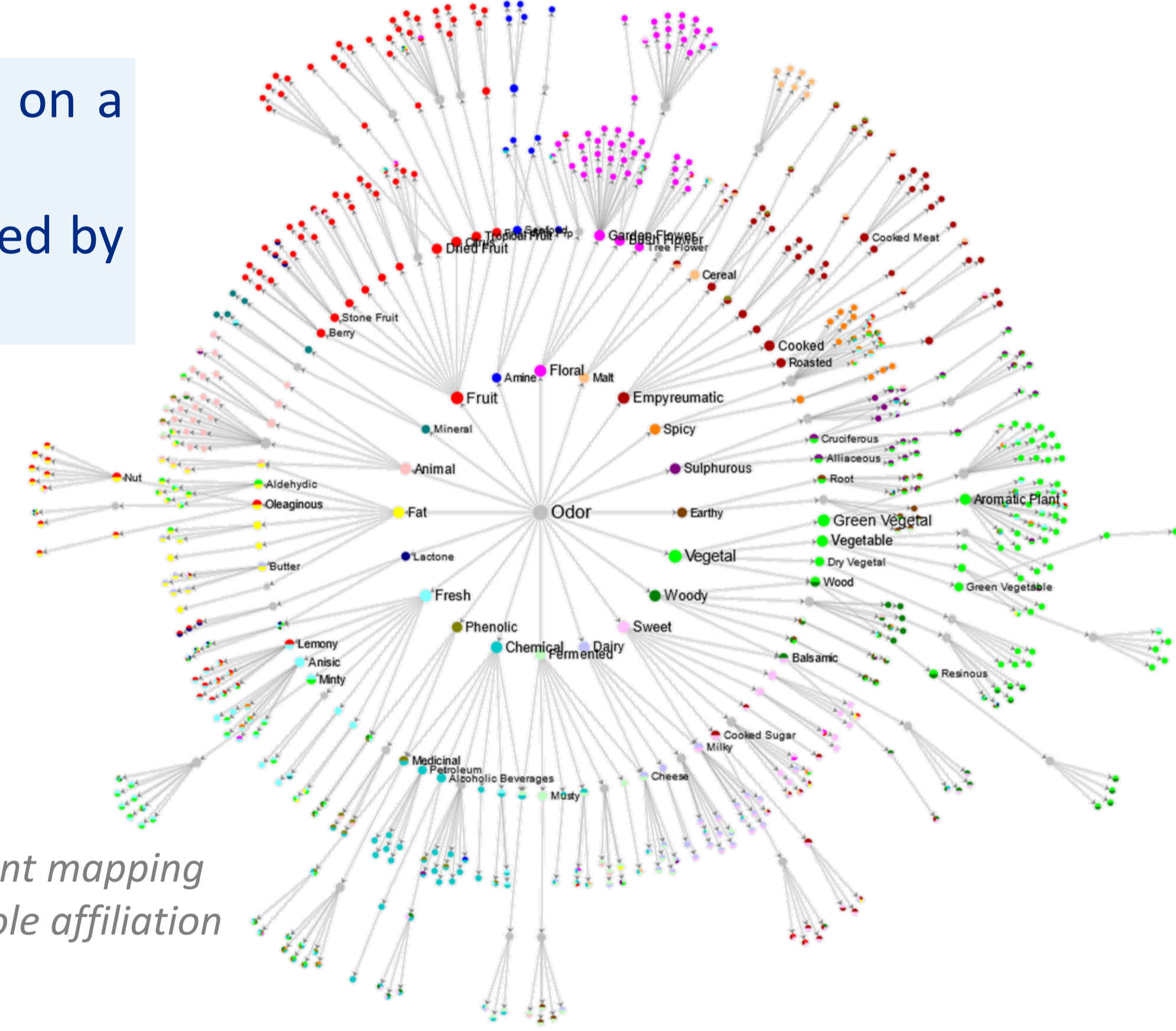
L'archive ouverte pluridisciplinaire **HAL**, est destinée au dépôt et à la diffusion de documents scientifiques de niveau recherche, publiés ou non, émanant des établissements d'enseignement et de recherche français ou étrangers, des laboratoires publics ou privés.



# How to visualize a potential aromatic map of a product in the odor space: the SketchOscent approach

The SketchOscent approach is an easy-to-use and open-access tool that we recently proposed, founded on a cartographic metaphor of the odor space. Contrary to common representations, it reflects the actual continuum and overlapping of odors engendered by molecules, their possible description by different levels of accuracy or their belonging to several categories.

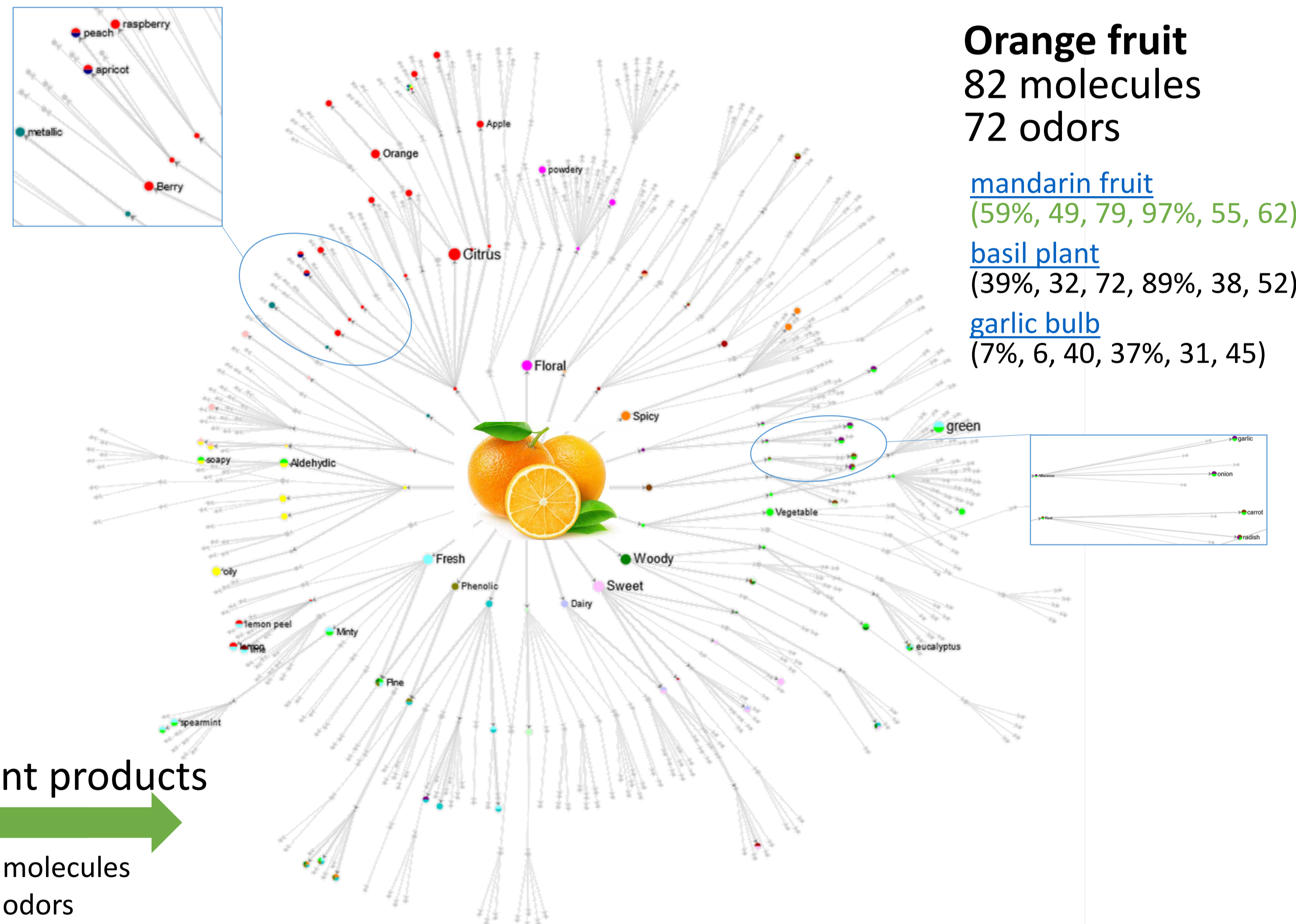
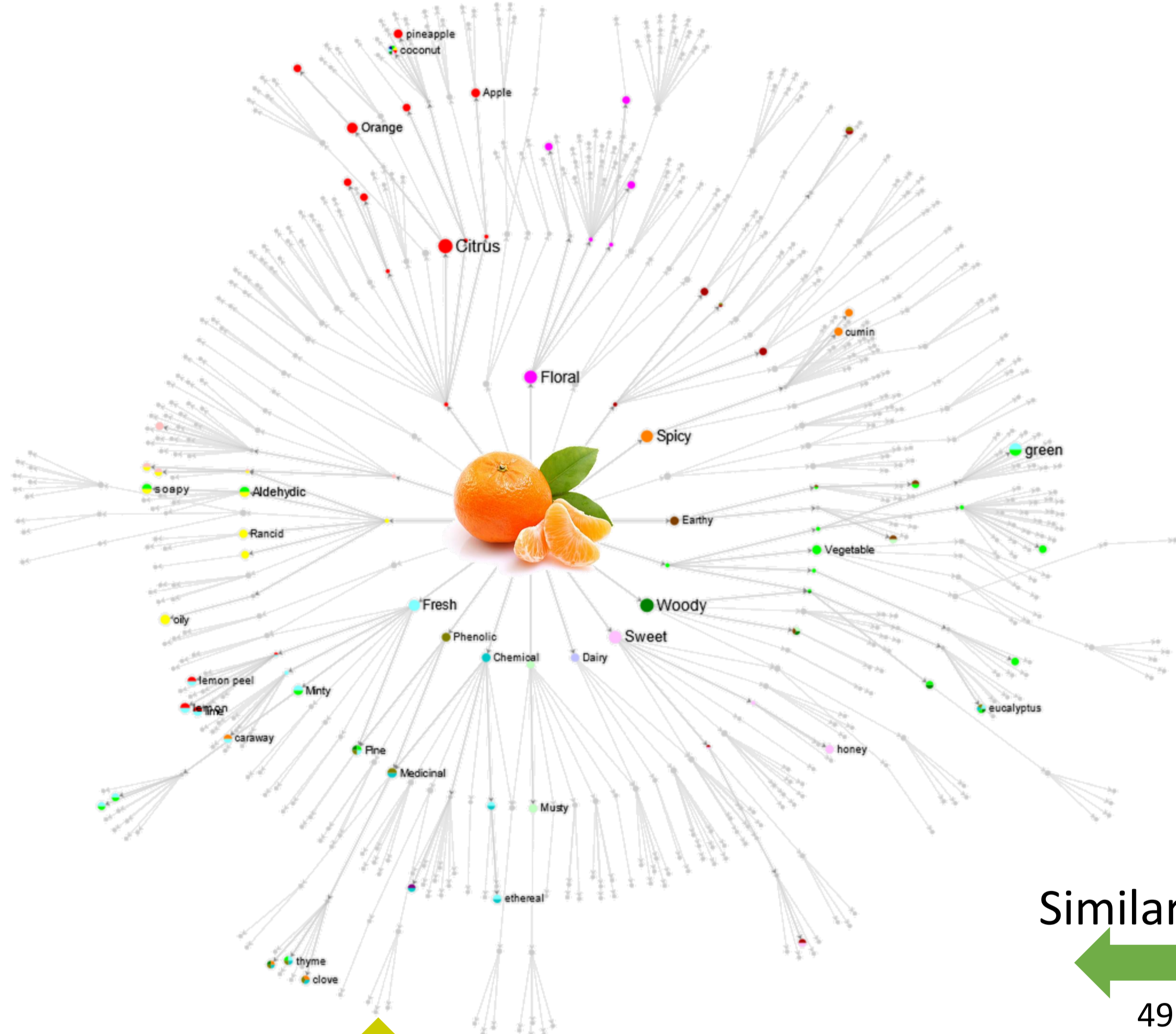
The olfactive perception of a product results from the expression of a set of volatile odorant molecules it contains. The SketchOscent mapping is based on databases that include more than 7700 molecules contained in 8800 products, 380 hierarchical odorant descriptors and takes into account both sensory and conceptual perceptions.



**Mandarin fruit**  
 79 molecules  
 62 odors

**orange fruit** (62%, 49, 82, 97%, 55, 72)  
 (% of common molecules between Mandarin and Orange fruit, number of common molecules, total molecules referenced in database for orange fruit, % of common odors, number of common odors, total odors referenced in database for orange fruit)

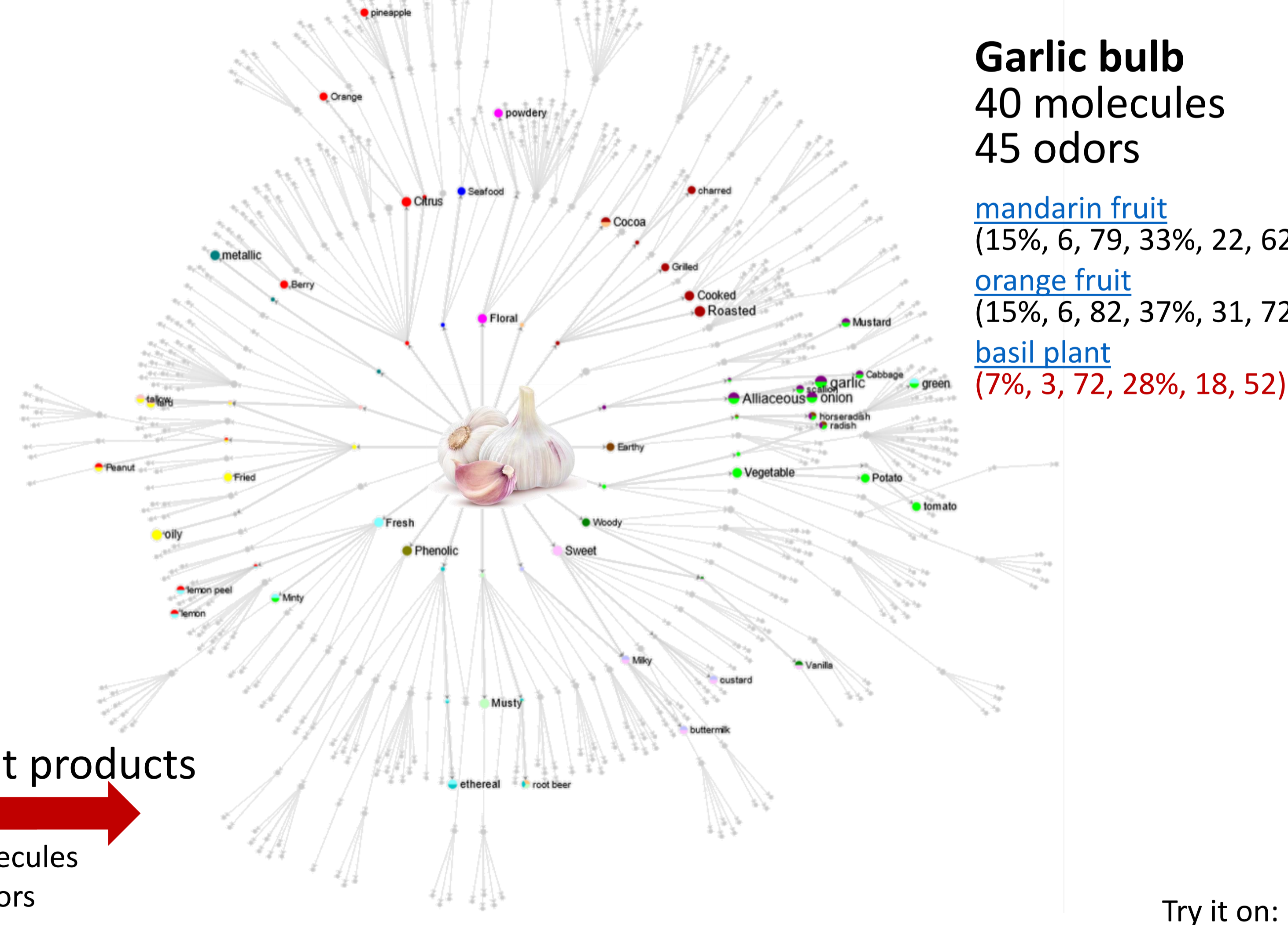
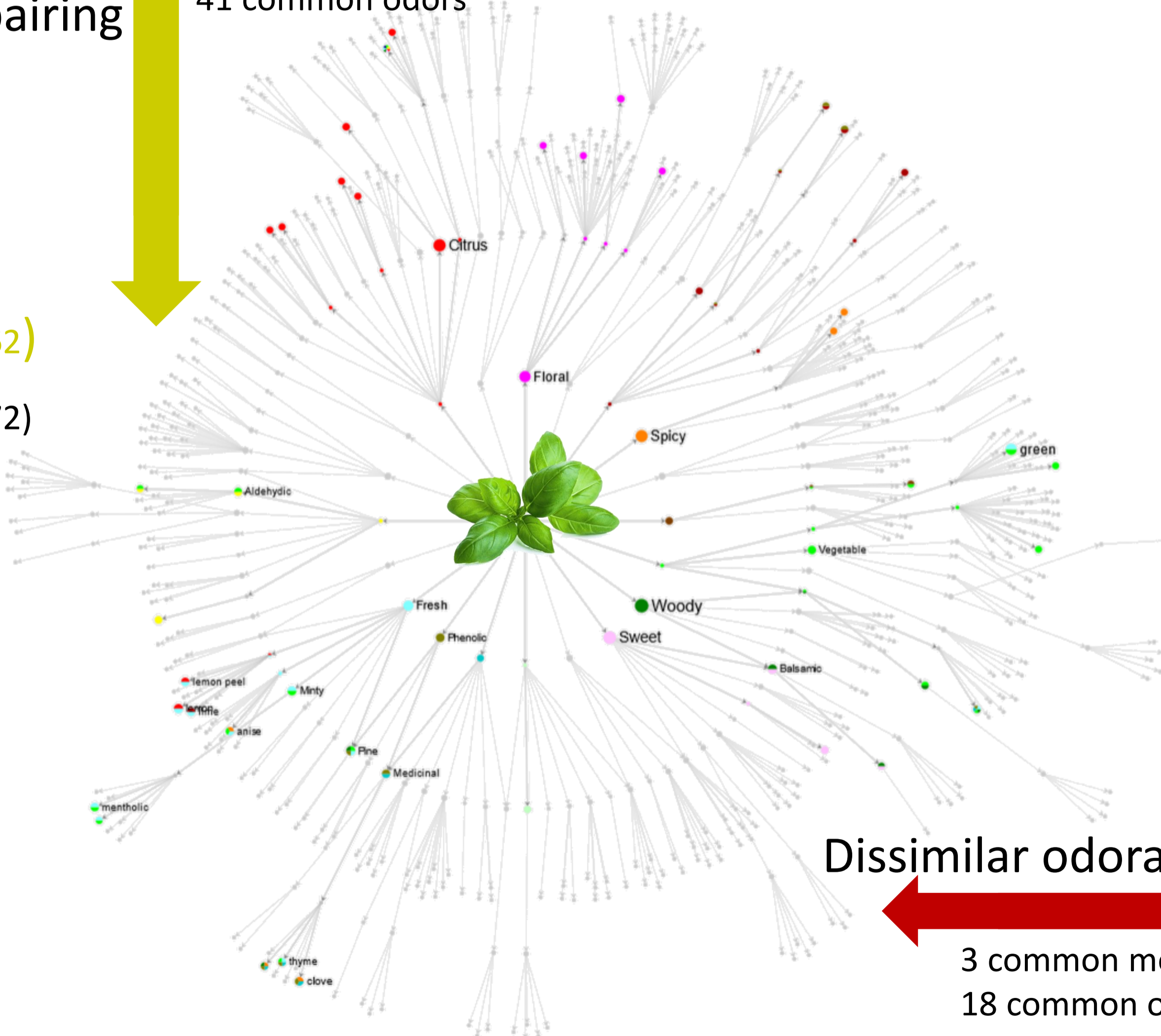
**basil plant** (43%, 34, 72, 93%, 41, 52)  
**garlic bulb** (7%, 6, 40, 33%, 22, 45)



Possible food pairing  
 34 common molecules  
 41 common odors

**Basil plant**  
 72 molecules  
 52 odors

**mandarin fruit** (47%, 34, 79, 93%, 41, 62)  
**orange fruit** (44%, 32, 82, 89%, 38, 72)  
**garlic bulb** (4%, 3, 40, 28%, 18, 45)




Similar odorant products  
 49 common molecules  
 55 common odors

Dissimilar odorant products  
 3 common molecules  
 18 common odors

- The SketchOscent mapping enables to highlight a possible aromatic palette of a product by providing a set of locations in the map, embedding its potential odorants.
- Following cartographic principles, the map of all locations remains stable in order to keep the user's mental representation and facilitate the comparison between products.
- This approach, can be useful to pick up relevant terms to describe perceptions or for food-pairing type applications, but may be amended to larger sectors of activities.

Try it on:  
<https://oniris-polytech.univ-nantes.io/sketchoscent>  
 or flash it here :



angelique.villiere@oniris-nantes.fr  
 Fabrice.Guillet@univ-nantes.fr