



Catalytic synthesis of renewable phenol derivatives from biobased furanic derivatives

Adrien Ratier, Richail D Moulandou-Koumba, Mélanie Anizan, Sarah Behloul, Frédéric Guegan, Gilles Frapper, Quentin Blancart Remaury, Karine de Oliveira Vigier, Jianxia Zheng, François Jérôme

► To cite this version:

Adrien Ratier, Richail D Moulandou-Koumba, Mélanie Anizan, Sarah Behloul, Frédéric Guegan, et al.. Catalytic synthesis of renewable phenol derivatives from biobased furanic derivatives. RSC Advances, 2023, 13 (43), pp.30369-30377. 10.1039/D3RA06461A . hal-04280796

HAL Id: hal-04280796

<https://hal.science/hal-04280796>

Submitted on 11 Nov 2023

HAL is a multi-disciplinary open access archive for the deposit and dissemination of scientific research documents, whether they are published or not. The documents may come from teaching and research institutions in France or abroad, or from public or private research centers.

L'archive ouverte pluridisciplinaire **HAL**, est destinée au dépôt et à la diffusion de documents scientifiques de niveau recherche, publiés ou non, émanant des établissements d'enseignement et de recherche français ou étrangers, des laboratoires publics ou privés.


Cite this: *RSC Adv.*, 2023, 13, 30369

Catalytic synthesis of renewable phenol derivatives from biobased furanic derivatives†

Adrien Ratier,^a Richail D. Mouladou-Koumba,^a Mélanie Anizan,^a Sarah Behloul,^a Frédéric Guegan,^{*a} Gilles Frapper,^a Quentin Blancart Remaury,^a Karine De Oliveira Vigier,^a Jianxia Zheng^b and François Jérôme^{*a}

Here, we study a sequence Diels–Alder/aromatization reaction between biobased furanic derivatives and alkynes, paving the way to renewable phenols. Guided by DFT calculations, we revealed that, in the case of dimethylfuran, the methyl group can migrate during the aromatization step, making this substrate also eligible to access renewable phenols. This reaction has been then successfully transposed to furfural and furfuryl alcohol, allowing molecular diversity and complexity to be created on phenol ring starting from two cheap biobased furanic derivatives available on large scale.

Received 22nd September 2023
Accepted 11th October 2023

DOI: 10.1039/d3ra06461a

rsc.li/rsc-advances

Introduction

Phenol is an important class of chemical platform from which important polymers¹ such as polycarbonate, phenolic resins and a very wide range of products such as vanillin, salicylic acid, caprolactam, bisphenol A, picric acid, among many others, are produced.^{2,3} As a result, phenol derivatives find applications in many end-industries, including paints, adhesives, coatings, cosmetics, detergent, packaging, automotive, electronics, to name a few. Worldwide, phenol is produced at a rate of around 10 Mt per year² from fossil feedstocks, by converting benzene mainly through the cumene process. With the awareness of our impact on the environment, the defossilization of the chemical industry has become a priority. In this context, the synthesis of phenol derivatives from renewable feedstocks has attracted much interest. Boosted by strict regulations, and also by the growing demand of consumers for biobased products, recent projections revealed that the market value for biobased phenol should increase from 12.5 to 21.3 billions USD from 2021 to 2031, respectively.³

Biobased phenols are mainly obtained from lignocellulosic biomass waste, in particular by catalytic depolymerization of the lignin fraction.⁴ So far, different catalytic pathways have been proposed such as acid hydrolysis,⁵ oxidation,⁶ hydrogenolysis⁷ and pyrolysis of lignin.⁸ These routes generally yield a mixture of phenol derivatives such as guaiacol, syringol, vanillin (in minor proportion), and their alkylated forms.

Phenol derivatives can also be produced by catalytic fast pyrolysis of vegetable oils⁹ or directly extracted from natural resources such as cashew nut shell¹⁰ or tannins¹¹ for instance.

So far, most of renewable aromatics obtained from lignin are *para*-substituted. To complement the scope of biomass for the synthesis of renewable aromatics, the Diels–Alder reaction of biobased furanic derivatives with various dienophiles, followed by an aromatization step, have been also investigated.¹² In contrast to the most common lignin-based method, this furanic-based route provides an access to *ortho* and *meta*-substituted aromatics. Among biobased furanic derivatives, furfural, and its two downstream derivatives, furfuryl alcohol and methylfuran, are cheap (1.5–2.5 € per kg) and commercially produced on large scale (300 kt year^{−1}), making them attractive building blocks for the synthesis of renewable aromatics. We¹³ and others¹⁴ recently demonstrated that furfural, furfuryl alcohol and methylfuran could react with various dienophiles, paving the way to industrially relevant aromatics such as terephthalic acid or *meta*-xylylene diamine for instance.

With these previous results in mind, we explored here the reactivity of furfural, and its derivatives, in a sequential Diels–Alder/aromatization reaction with alkynes to get an access to renewable phenol derivatives. To date, the reaction of biobased furanic derivatives with alkynes has been sporadically explored in the literature.¹⁵ As compared to the current state of the art, we show here, through a combined theoretical and experimental study, that (1) the corresponding intermediates in the aromatization step are not Wheland intermediates *per se*, but epoxides, (2) in the case of biobased dimethylfuran, the methyl group can migrate during the aromatization step and (3) this reaction can be transposed to furfural which is, unlike furan or alkylated furans, usually unreactive in Diels–Alder reaction.

First, we studied methylfuran (MF) as a biobased furan to determine the optimal conditions before studying the case of

^aInstitut de Chimie des Milieux et Matériaux de Poitiers, Université de Poitiers, CNRS, 1 rue Michel Brunet, 86073 Poitiers, France. E-mail: francois.jerome@univ-poitiers.fr; frederic.guegan@univ-poitiers.fr

^bEco-Efficient Products and Process Laboratory, SOLVAY/CNRS 3966 Jin Du Rd., Xin Zhuang Industrial Zone, Shanghai 201108, China

† Electronic supplementary information (ESI) available. See DOI: <https://doi.org/10.1039/d3ra06461a>



furfural, which is less reactive. As a dienophile, we selected ethylpropiolate as it is one of the most abundant functionalized alkynes at an industrial scale (readily obtained from acetylene, this latter being also possibly made from biobased feedstocks).¹⁶

Preliminary tests

In a first set of experiments, MF was mixed with 5-fold-excess of ethylpropiolate (EP) and heated at 100 °C. Inspired by our previous works,¹³ ZnCl₂ (15 mol%) has been selected as an acid catalyst. Variation of the experimental conditions is discussed later. The reaction was monitored by gas chromatography (GC) (Fig. S1–S4†) and ¹H NMR. After 2 h of reaction, more than 95% of MF was consumed. By ¹H NMR, typical =CH aromatic signals were detected in the 6.9–7.4 ppm window. GC analysis confirmed the nearly complete conversion of MF and the formation four main products. The coupling of GC with high resolution mass spectrometry (HRMS) revealed that these four products have the same molecular formula (C₁₀H₁₂O₃), with a *m/z* = 180.0783 (±0.0004) (Fig. S5†). Purification of the crude media over silica gel, and comparison with commercial standards, confirmed that the major product was the phenol **1-o**, with the methyl group in *ortho* position to the carbonyl group. Calibration of the GC led us to determine the yield of the phenol **1-o**, *i.e.* 52%. The *meta* isomer, phenol **1-m**, was also isolated, but it was formed in a much lower amount (1% yield) than the *ortho*, the ratio *ortho/meta* was 98/2 (Fig. 1).

The two other products detected by GC did not display the structural signature of a phenol derivative. To get more insights on the structures of these co-products, a silylation of the crude medium was performed before GC analysis. While the retention times of **1-o** and **1-m** were logically shifted due to the silylation of the –OH group, the retention times of the two other products did not change, indicating the absence of –OH functionality (Fig. S6†). Further purification over silica gel led us to identify by ¹H and ¹³C NMR, including COSY, NOESY and HSQC sequences, that the product **2** resulted from the *Z/E* addition of the =CH bond of MF on ethylpropiolate (16% yield), with a *Z/E* ratio of 14/86 (Fig. S7†). Besides compounds **1** and **2**, other detected products by GC-HRMS resulted mainly from successive Diels–Alder reactions yielding for instance a biphenyl moiety which was detected at *m/z* = 244.1099 (Fig. S8†). Using

equilibrium geometry at ground state in gas with density functional M062X/6-311++G(d,p) calculations, the gap between the HOMO of MF and the LUMO of the *in situ* formed Diels–Alder adduct (ΔE = 6.61 eV and 6.64 eV for the *meta* and *ortho* adducts, respectively) was found lower than the gap between the HOMO of MF and the LUMO of ethylpropiolate (ΔE = 7.06 eV), which explains the occurrence of successive Diels–Alder reactions.

Impact of the reaction conditions

The reaction was performed without catalyst at 100 °C (Table 1, entry 1). Over 24 h of reaction, MF was slowly consumed (60% conversion). However, no formation of phenol **1** was evidenced and MF was mainly converted through successive Diels–Alder reactions with ethylpropiolate, as corroborated by mass spectrometry analysis. This result shows that a catalyst is required not only to improve the conversion rate of MF but also to better control the selectivity to phenol **1** (*i.e.* promotion of the aromatization step).

Next, the performance of ZnCl₂ was compared to other catalysts, first in terms of phenol yields (Table 1). All corresponding kinetic profiles are provided in Fig. S9–S16.† Brønsted acid catalysts such as cation exchange resins (A15, purolite) or homogeneous acid catalysts (acetic, isobutyric and triflic acids) led to the formation of phenol **1-o,m** (S01vdfs\DRIVE\DEMDATA\fr57\MYFILES\RSC\RA-d3ra06461a\CEPAGEQC\chem1\hypenocommam in trace amount (<5% yield) (Table 1, entries 1–5). CuCl₂ is a well-known catalyst for the activation of alkynes (*e.g.* Huisgen reaction) and was thus tested as a Lewis acid catalyst. Unfortunately, the yield to the desired phenol **1-o,m** remained below 5% and CuCl₂ mainly catalyzed the oligomerization of ethyl propiolate (Table 1, entry 6). Other metal chlorides such as AlCl₃ and SnCl₂ were found more efficient than CuCl₂ affording the phenol **1-o,m** in 29 and 39% yield, respectively (Table 1, entries 7, 8). However, the maximum yield into phenol **1-o,m** was still lower than in the

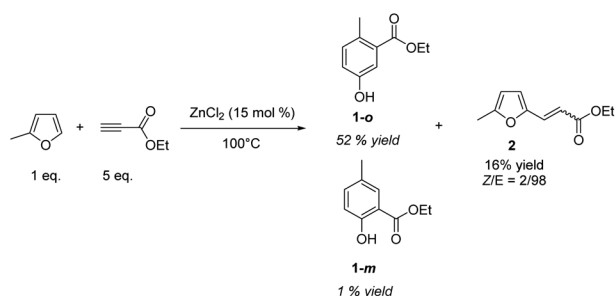


Fig. 1 ZnCl₂-catalyzed Diels–Alder/aromatization of MF with ethylpropiolate.

Table 1 Screening of acid catalysts

| Entry | Catalyst | Time (h) | Conv. (%) | Yield (%) |
|-------|-------------------|----------|-----------|-----------|
| 1 | — | 24 | 60 | — |
| 2 | Amberlyst-15 | 24 | 97 | 5 |
| 3 | AcOH | 6 | 40 | < 1 |
| 4 | Isobutyric acid | 24 | 90 | < 1 |
| 5 | Triflic acid | 0.5 | 95 | <1 |
| 6 | CuCl ₂ | 2 | 100 | 1 |
| 7 | AlCl ₃ | 0.5 | 95 | 29 |
| 8 | SnCl ₂ | 6 | 100 | 39 |
| 9 | ZnCl ₂ | 2 | 100 | 54 |
| 10 | ZnI ₂ | 2 | 90 | 19 |



case of ZnCl_2 (54%, Table 1, entry 9). Replacing ZnCl_2 by ZnI_2 led to the phenol **1-o,m** in a lower yield (19% vs. 54% with ZnCl_2 , Table 1 entries 9,10), which can be explained by its incomplete solubility in the reaction media. To assess if the differences of phenol **1-o,m** yields were not a result of a difference of activity between all catalysts, the selectivity to phenol **1-o,m** was compared for all tested catalysts at 60% conversion (Fig. 2). It definitely confirms that ZnCl_2 is the most selective catalyst for the synthesis of phenol **1-o,m** (56% selectivity), a result in line with our previous results on the Diels–Alder reaction of furanic derivatives with alkenes.¹³ Hence, in the following experiments, ZnCl_2 was selected as a catalyst. Note that the *ortho/meta* ratio remained unchanged (98/2), whatever the catalysts tested.

Next, the reaction was studied at different temperatures. Kinetic profiles are provided in Fig. S16–S20.† Decreasing the temperature of the reaction from 100 °C to 70 and 40 °C obviously decreased the conversion rate of MF from 12 to 2 and 0.4 mmol h^{-1} , respectively (Fig. 3). However, whatever the conversion level, a decrease of the reaction temperature led to a decrease of the selectivity to phenol **1-o,m**, for instance from 56 to 42 and 19% at 100, 70 and 40 °C, respectively, at 95% conversion of MF (Fig. 3). This result strongly suggests that the aromatization step occurred at a higher temperature than the Diels–Alder reaction. Unfortunately, an increase of the reaction temperature from 100 °C to 130 °C did not afford phenol **1-o,m** with a higher selectivity (Fig. 3). Instead, we noticed that a temperature higher than 100 °C led to a degradation of phenol **1-o,m**. In addition, while at temperatures below 100 °C ethyl propiolate was converted in a stoichiometric way, at temperatures higher than 100 °C, more than 1 eq. of ethyl propiolate was consumed (1.5 and 2.0 eq. at 130 and 160 °C, respectively), indicating the occurrence of side reactions involving ethylpropiolate at such temperatures (Fig. S21†). Hence, 100 °C was selected as the optimal temperature in the following experiments. Under these conditions, the excess of ethyl propiolate can be recovered by distillation at the end of the reaction and recycled.

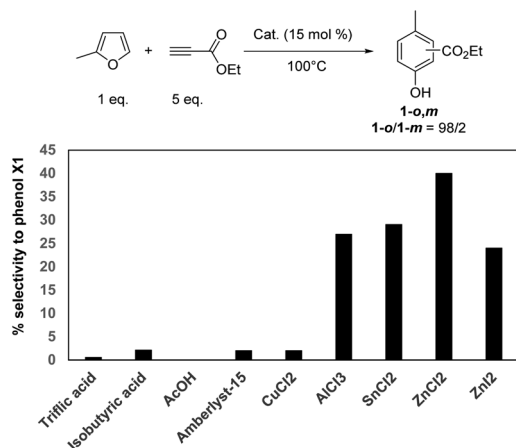


Fig. 2 Selectivity to phenol **1-o,m** at 60% conversion of MF as a function of acid catalyst (100 °C, 15 mol%).

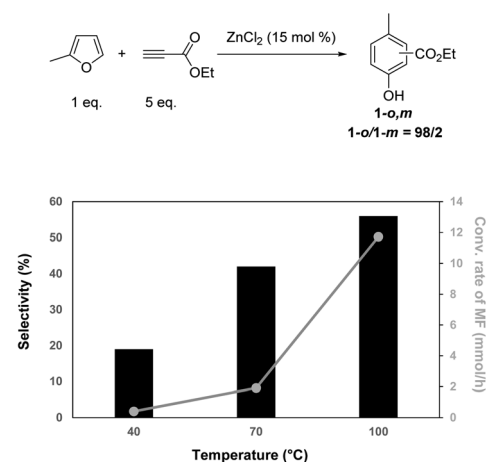


Fig. 3 Impact of the reaction temperature on the selectivity (at 95% conv. of MF) to phenol **1** and duration of the reaction (MF (1 eq.), ethylpropiolate (5 eq.), 100 °C, 15 mol% of ZnCl_2).

To support the promotion effect of ZnCl_2 on the reaction rate and phenol **1-o,m** selectivity, the amount of ZnCl_2 was varied. Without ZnCl_2 , MF was converted at a rate of 0.6 mmol h^{-1} (Fig. S22†). An incremental addition of ZnCl_2 into the reaction media led to a linear increase of the conversion rate of MF (Fig. S23–S26†). For instance, using 5, 10, 15, 25 and 50 mol% of ZnCl_2 , the conversion rate of MF linearly increased from 1.5 to 48 mmol h^{-1} . Similarly, an incremental addition of ZnCl_2 linearly increased the formation rate of phenol **1-o,m** from 2.5 to 30 mmol h^{-1} at 5 and 50 mol% of ZnCl_2 , respectively.

However, the selectivity to phenol **1-o,m** significantly varied as a function of the amount of ZnCl_2 . Fig. 4 shows the selectivity to phenol **1-o,m**, determined at 95% conversion of MF, as a function of the ZnCl_2 amount. Interestingly, the selectivity to phenol **1-o,m** increased from 23 to 56% when the ZnCl_2 was increased from 5 to 15 mol%, while the *ortho/meta* ratio remained unchanged (98 : 2). This result strongly supports that ZnCl_2 speeds up the aromatization rate, to the detriment of unwanted successive Diels–Alder reactions with ethylpropiolate

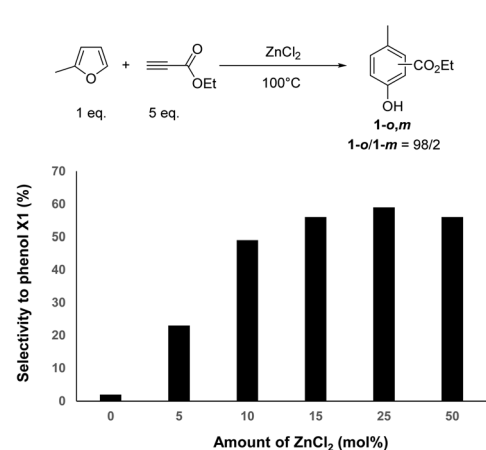


Fig. 4 Impact of the amount of ZnCl_2 on the selectivity to phenol **1** (at 95% conv. of MF) (MF (1 eq.), ethylpropiolate (5 eq.), 100 °C).

as typically observed under catalyst-free conditions. A similar conclusion can be drawn when data were compared at 60% conversion of MF (Fig. S27†). Note that a further increase of the ZnCl_2 amount from 15 to 50 mol% did not result in a further increase of the selectivity to phenol **1-o,m**. Instead, it led to an overconsumption of ethylpropiolate (e.g. 2 eq. at 50 mol% of ZnCl_2). Hence, the optimal amount of ZnCl_2 was kept at 15 mol%, which is a good compromise to reach the highest selectivity to phenol **1-o,m**. Under these conditions, phenol **1-o,m** was obtained with 54% yield after 1 h of reaction, which corresponds to a space time yield of $165 \text{ kg m}^{-3} \text{ h}^{-1}$, a result in line with the industrial expectation of the field.

Note that the variation of the ethyl propiolate/MF molar ratio from 5 to 20 did not impact significantly the selectivity to phenol **1-o,m**, but it led to an overconsumption of ethyl propiolate from 1 eq. at a 1:1 ratio to 5 eq. at a 20:1 ratio (Fig. S28†).

Impact of substituents

The selectivity to phenol could be significantly improved using a disubstituted alkyne such as diethyl acetylene dicarboxylate (DEAD) which is also readily obtained from acetylene. Indeed, in this case, the side *Z/E* addition of the $=\text{CH}$ bond of MF on the triple bond is much less favourable. In addition, in contrast to what was observed with EP, the gap between the HOMO of MF and the LUMO of DEAD ($\Delta E = 6.81 \text{ eV}$) was lower than the gap between the HOMO of the *in situ* produced Diels Alder adduct and the LUMO of DEAD ($\Delta E = 7.65 \text{ eV}$), which should prevent successive Diels–Alder reactions. In this context, MF was reacted with 5-fold excess of DEAD and heated at 100°C in the presence of ZnCl_2 (15 mol%). In perfect agreement, after 2 h of reaction, the corresponding phenol **3** was obtained with 92% yield (Fig. 5).

Next, the reactivity of furfuryl alcohol and furfural was explored with the aim of creating molecular complexity and diversity. Furfuryl alcohol is known to be highly reactive and usually quickly polymerizes under acid conditions. As expected, when furfuryl alcohol was mixed either with ethylpropiolate or DEAD in the presence of ZnCl_2 (15 mol%), only degradation

products (black tar materials) were formed. To circumvent this problem, the reaction was investigated at 50°C and in two steps. First, the reaction was conducted without ZnCl_2 . Under catalyst free conditions, the Diels–Alder reaction was not selective using ethylpropiolate as a dienophile, leading to a messy mixture of unidentified chemicals, presumably due to successive Diels–Alder reactions as mentioned above. As expected on the simple consideration of HOMO–LUMO gap, successive Diels–Alder reaction is less likely to occur with DEAD. As anticipated, using DEAD as a dienophile, the Diels–Alder adduct **4** was successfully formed with 72% yield after 48 h of reaction (Fig. 5). NMR characterizations of the Diels–Alder adduct **4** are provided in the ESI.† Then, 15 mol% of ZnCl_2 were added into the solution and the resulting mixture was heated at 100°C . After 24 h of reaction, the corresponding phenol **5** was formed with 40% yield (overall yield Diels Alder + aromatisation = 29% yield, determined by ^1H NMR) (Fig. 5).

The direct Diels Alder of furfural remains a challenging task due to the presence of the electron withdrawing $-\text{CHO}$ group, which inhibits the reactivity of the furanic ring. We recently demonstrated that the reversible protection of furfural with ethylene glycol (*i.e.* ketalization of furfural) restored the reactivity of the furanic ring, thus increasing its reactivity in Diels–Alder reaction.¹³ It should be noted that furfural can be also activated by reversible derivatization of the $-\text{CHO}$ group with hydrazine.¹⁴ As expected, no reaction was observed from furfural. Hence, furfural was derivatized either with ethylene glycol or 1,2-ethanethiol (ESI†). As for the case of furfuryl alcohol, the reaction was explored in two steps (Diels–Alder and then aromatization) using DEAD as a dienophile. While unsatisfactory results were obtained with the ketal of furfural due to its partial *in situ* deprotection (trace of water was present), the furfural dithiane **6** (more stable) led to the formation of the Diels Alder adduct **7** with 52% yield after 48 h of reaction (Fig. 6). Then, 15 mol% of ZnCl_2 were added and the mixture was heated at 100°C . Unfortunately, no aromatization reaction was observed. We strongly suspect that ZnCl_2 promoted the *in situ* deprotection of the dithio group (strong affinity of Zn for

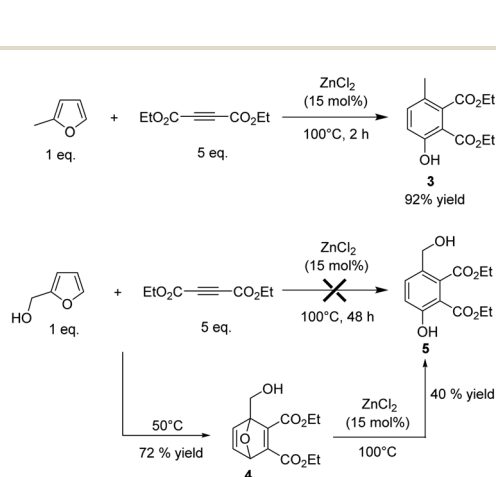


Fig. 5 Synthesis of phenol derivatives from MF and furfuryl alcohol.

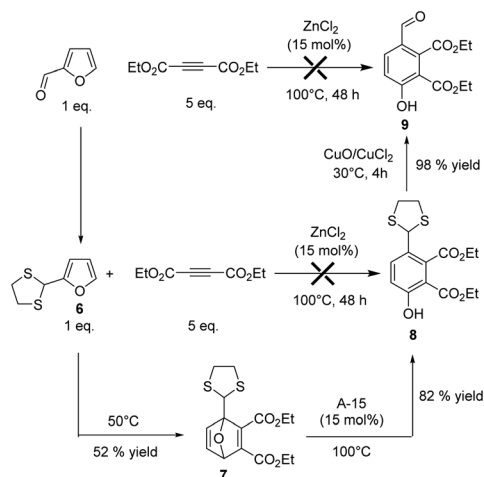


Fig. 6 Synthesis of a phenol derivatives from furfural.



sulfur),¹⁷ leading to degradation reactions, as corroborated by the rapid formation of a sticky gel-type material at the end of the reaction. Cyclic dithiane derivatives are much more robust than cyclic ketal and cannot be simply deprotected in the presence of a Brønsted acid.¹⁸ In this context, ZnCl₂ was replaced by Amberlyst-15 (A15, 15 mol% of H⁺), a cation exchange resin bearing –SO₃H. To our delight, after 3 h of reaction at 100 °C, the Diels–Alder adduct **7** was aromatized into the phenol **8** which was formed in 82% yield (Fig. 6).

Altogether, these results demonstrate that functionalized and industrially relevant renewable phenol derivatives could be obtained through this route. One should note that, in the case of furfural, the –CHO group of **8** can be conveniently recovered using the deprotection procedure described by Narasaka,¹⁹ leading to the phenol **9** in 98% yield (Fig. 6).

In the course of our study, we firstly hypothesized that methyl migrations could occur during the aromatization step (1,2-methyl shifts on the associated Wheland intermediates).²⁰ By means of DFT calculations, we found that the energy barrier for such methyl shifts can indeed be quite low (less than 10 kcal mol^{–1} in the case of dimethylfuran, see below). Although this migration was not experimentally observed starting from MF, it prompted us to explore the reactivity of dimethylfuran (DMF), a biobased furanic derivative obtained by hydrogenolysis of 5-hydroxymethylfurfural, the “sleeping giant” of the sugar chemistry. DMF is normally not eligible for the synthesis of aromatics as the second –CH₃ group prevents the aromatization step. To our delight, when DMF (1 eq.) was mixed with ethylpropiolate (5 eq.) and heated at 100 °C in the presence of 15 mol% of ZnCl₂, a mixture of three phenol derivatives were obtained in 20, 16 and 8% yield (*i.e.* 44% overall yield), showing that the methyl group has migrated during the aromatization steps (Fig. 7). Formation of these three phenol derivatives was first confirmed by a GC-HRMS analysis which revealed a same exact mass at $m/z = 194.0928 \pm 0.0004$ for the three detected products (Fig. S29†). In addition, the retention times on GC were in a similar region than phenols obtained from methyl furan (15–18 min) while, as discussed above, a silylation of the crude reaction with trimethylchlorosilane, before GC analysis, shifted the retention times of these three products to 18–19 min, an observation consistent with the presence of an –OH group (Fig. S30†).

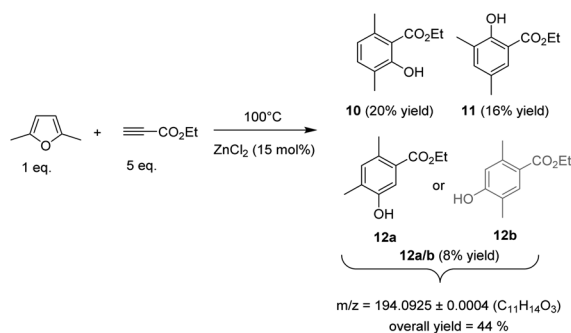


Fig. 7 Mixture of phenol derivatives formed from dimethyl furan and ethylpropiolate.

To get more information on the chemical structures of these three phenols derivatives, further inspections by ¹H NMR were performed. To this end, the phenol fraction was first purified over silica gel using a 95/5 cyclohexane/ethylacetate mixture as an eluent. Two phenol derivatives, with a retention time corresponding to the two major peaks observed by GC, were isolated and analysed by ¹H NMR. Analysis of the third phenol (minor one) is discussed later.

The first phenol derivative, obtained with 20% yield, was characterized by the presence of two aromatic =CH groups at 6.79 and 7.00 ppm, respectively. The –OH group was observed at 7.58 ppm. Two methyl substituents groups were visible at 1.76 and 1.85 ppm. A COSY sequence proved that the two –CH₃ groups are in *para* position each other (Fig. S31†). Furthermore, a NOESY sequence did not reveal any spatial coupling between the –CH₃ groups, confirming that they are not in an adjacent position on the phenyl ring. This claim was further supported by an HMBC sequence (Fig. S32†) and also by a coupling constant between the two =CH protons of 8.1 Hz, a value consistent with a ³J_{H–H} coupling (*i.e.* =CH groups are in *ortho* position each other). Hence, we assume that the major phenol formed is ethyl 2-hydroxy-3,6-dimethylbenzoate (**10**).

The second purified phenol derivative, and obtained with 16% yield, was also characterized by two aromatic =CH groups at 7.14 and 7.49 ppm, and a phenol –OH group at 10.91 ppm. The –OH group was also supported by FT-IR analysis which revealed a broad band at 3100–3350 cm^{–1}. The two methyl substituents groups appeared at 2.23 and 2.25 ppm. As observed above with phenol **10**, no spatial coupling was observed between the two –CH₃ groups, ruling out a substitution of the phenyl ring by two adjacent –CH₃ groups. In addition, the two =CH protons coupled each other with a coupling constant of 3.1 Hz, a value consistent with a ⁴J_{H–H} coupling (*i.e.* =CH groups are in *meta* position each other).²¹ Finally, an HMBC sequence confirmed that the –CH₃ group are in *meta* position each other (Fig. S33†). Hence, we suggest that the second most abundant phenol derivative is the ethyl 2-hydroxy-3,5-dimethylbenzoate (**11**).

Unfortunately, we failed in isolating a fraction rich in the third (minor) phenol derivative (**12a/b**). Hence, its structure was tentatively deduced from ¹H NMR by eliminating the peaks corresponding to phenols **10** and **11**. This phenol was characterized by two =CH groups at 6.88 and 7.30 ppm. Two methyl groups were also distinguished around 2.10–2.20 ppm. Again, no spatial coupling between the two –CH₃ groups was observed by a NOESY sequence, indicating that the phenyl ring was not substituted by two adjacent –CH₃ groups. In contrast to phenols **10** and **11**, no coupling constant was observed between the two =CH groups (only two singlets were observed) suggesting that these two =CH groups are in *para* position each other. Two possible structures could fit with these characterizations: (1) ethyl 5-hydroxy-2,4-dimethylbenzoate (**12a**) and (2) the ethyl 4-hydroxy-2,5-dimethylbenzoate (**12b**). It is however noteworthy that a ³J_{HC} coupling between both –CH₂–H and the aromatic =CH group seems existing based on a HMBC sequence, suggesting that the two –CH₃ are in *meta* position each other (Fig. S35†). In addition, the HMBC sequence also seems

supporting a coupling between one $-\text{CH}_2-\text{H}$ and the aromatic C bearing the $-\text{CO}_2\text{Et}$ group and the second $-\text{CH}_2-\text{H}$ with the aromatic C bearing the $-\text{OH}$ group (Fig. S34†). Altogether, the HMBC sequence strongly suggests that **12a** is more likely to be the correct phenolic compounds. However, at this stage of our investigation, we prefer keeping safe in the discrimination between **12a** and **12b** because we failed in isolating this phenol in its pure form. The preferential formation of **12a** has been finally supported below using DFT calculations.

By re-analysing the crude reaction media by ^1H NMR, a similar **10/11/12** distribution that the one claimed by GC was observed. However, as discussed above for MF, analysis of the crude reaction also revealed that the side *Z/E* addition of dimethyl furan on ethylpropiolate still occurred, leading to the alkylated furanic derivative in 8% yield. On the basis of the $^3J_{\text{HH}}$ coupling constant determined by ^1H NMR (12.5 Hz), the *trans* isomer is again more likely to be the major one. More information is provided in Fig. S35.†

Mechanism investigations

From this NMR analysis it appears that three major phenol derivatives can be synthesized following our experimental conditions, although it is worth noticing that traces of other

aromatic compounds can be proposed on the basis of very small peaks in the $=\text{CH}$ aromatic region of ^1H NMR spectra. At this stage, the cause of this selectivity remains unclear. DFT calculations helped understanding this selectivity and supported the structural assignation of products **10/11/12** (Scheme 1).

Starting from a simplified model (ethyl group being replaced by a methyl, and the catalyst being modelled by a single ZnCl_2 moiety), it can be shown that the ring opening of the cyclo-adduct can indeed proceed in two different ways, associated to the cleavage of the $\text{C}-\text{O}$ bond involving either the carbon atom in *ortho* or *meta* position with respect to the carboxyl function (**TSA-1** and **TSA-2**). The associated activation barriers for these two steps are quite high (*ca.* 32.4 and 29.7 kcal mol^{-1} , respectively, for transition states **TSA-1** and **TSB-1**), in line with the need to heat to observe the aromatization reaction. It may be noted that the corresponding intermediates **Int.A1** and **Int.B1** produced by this first reaction step are not Wheland intermediates *per se*, but epoxides. This can be explained from resonance Lewis structures: the expected Wheland intermediates would indeed be zwitterionic, bearing an endocyclic positive and alkoxide negative charges, and thus be quite destabilised compared to an epoxide.

From intermediate **Int.A1**, two epoxide ring opening can then be proposed, corresponding to the cleavage of the $\text{C}-\text{O}$ in



Scheme 1 Top: DFT proposed reaction paths for the aromatization of the Diels–Alder adduct formed by the reaction of dimethylfuran on methylpropiolate in presence of ZnCl_2 . The structures of the reagent, intermediates and products are displayed. Bottom: Structure and relative energies ($E+\text{ZPE}$) of all considered phenolic products. Relative energies ($E+\text{ZPE}$) are given in kcal mol^{-1} (as computed at the M062X/6-311++G(d,p) level of theory). Phenol **12b** is coloured in gray to remind that no reaction route was found to lead to this product.



ortho or *meta* position with respect to the carboxylate. As can be seen from Scheme 1, the relative transition state (TS) energies are quite comparable +12.7 and +13.9 kcal mol⁻¹ with respect to the starting reagent, respectively, for **TSA-2** and **TSA-3**, and significantly lower than the first transition state. Hence, these steps are not expected to be kinetically limiting. It may additionally be noted that this reaction step is more complex than a mere C–O bond breaking in both cases. Indeed, in the case of **TSA-2** one observes a subsequent deprotonation of the carbon in *meta* position with respect to the carboxylate by one chloride ligand, leading to the release of one HCl molecule (and the formation of a chlorophenolate zinc salt). In the case of **TSA-3**, the ring opening triggers a 1,2-methyl shift from the *ortho* to *meta* position with respect to the carboxylate. It may be noted that the resulting intermediate **Int.A3** could then yield phenol **11** upon subsequent prototropy and ZnCl₂ decooordination. Conversely, **Int.A2** would yield phenol **13** (Scheme 1, bottom), which was not experimentally proposed on the basis of NMR analysis.

Focusing now on intermediate **Int.B1**, two epoxide ring opening reactions can once again be proposed, corresponding to the cleavage of the C–O bond involving the carbon atom in *meta* (**TSB-2**) or *ortho* (**TSB-3**) position with respect to the carboxyl. Both transition states are here also found at comparable energies (+11.1 and +8.1 kcal mol⁻¹ with respect to the starting reagent, respectively, for **TSB-2** and **TSB-3**), and at a lower energy than **TSB-1**. Hence, here again, this second reaction step is not kinetically limiting. Transition state **TSB-2** directly affords intermediate **Int.B2**, which is stabilised by intramolecular coordination (chelate effect) and which could yield phenol **10** by a mere prototropy and ZnCl₂ decooordination. On the other hand, **TSB-3** produces a genuine Wheland intermediate (**Int.B3**). This intermediate is quite stable as it does not localise the electron vacancy in *ipso* position to the carboxylate, but it is plain to see it cannot directly yield a phenol by a similar process as the one proposed for **Int.B2**.

However, calculations reveal that two further transition states can be located for this intermediate, corresponding to 1,2 methyl shift reactions from **Int.B3**. **TSB-4** is associated to the transfer of the methyl group to the carbon atom in *para* position with respect to the carboxyl, while **TSB-5** is associated to the transfer in *ortho* position. Both are found at low energy (+7.1 and +5.6 kcal mol⁻¹, respectively, with respect to the starting reagent), and the produced intermediates are significantly stabilised (relative energies of -32.1 and -30.9 kcal mol⁻¹, respectively, for **Int.B4** and **Int.B5**). These two intermediates could then yield phenol **12a** (one of the two proposed structures in Fig. 6), and phenol **14** (not observed experimentally).

Overall, we found reaction paths affording phenols **10**, **11**, and **12a**. Interestingly, no route could be delineated for the other phenolic candidate **12b** proposed in Fig. 6, thus suggesting **12** is indeed methyl-5-hydroxy-2,4dimethylbenzoate. It may however be noted that two additional phenols (**13** and **14**) were found by the DFT calculations (Scheme 1), which were not reported experimentally. Their absence in experiments cannot be explained by kinetic selectivity; for instance, the reaction route to phenol **14** is lower in energy than that of **11**, and only

the latter is observed. If we now evaluate the thermodynamic selectivity, by calculating the relative energies of all phenols (Scheme 1, bottom), we notice the perspective is quite different. Indeed, phenols should then order, from lowest to largest yield, according to **14** < **13** < **12a** ≈ **12b** < **10** < **11**. It may be noted that the thermodynamic selectivity seems to comply more with the experimental observations. Because no route to phenol **12b** could be found, we may indeed withdraw this compound from our ordering, resulting in phenols **10** to **12a** being expected as major products, as observed experimentally. The fact that phenol **11** is not associated with the highest yield can further be explained: among all phenols, it is associated with the largest activation barriers. Hence some extent of kinetic blockage could be expected in that case, accounting for the deviation from ideal thermodynamic selectivity.

Inspired by these results, as migration of the methyl group during the aromatization step is possible, the reaction of DMF with 5 eq. of DEAD was finally explored (15 mol% ZnCl₂, 100 °C). After 6 h of reaction, the *in situ* formed Diels–Alder adduct **15** was not completely aromatized to the phenol **16** (Fig. 7). Phenol **16** is characterized by two methyl group in *meta* position each other, as suggested by an HMBC NMR sequence (Fig. S36†). Unfortunately, extending the time of the reaction up to 48 h mainly led to a decomposition of the phenol **16**, indicating that, at high conversion, the degradation rate of phenol **16** became the dominant reaction (Fig. 8). Hence, as discussed above, the reaction was also performed in two steps to optimize the phenol **16** selectivity. DMF was first reacted with 5 eq. of DEAD at 50 °C without any catalyst for 24 h, affording the Diels–Alder adduct **15** in 90% yield. Then, ZnCl₂ (15 mol%) was added into the solution. Within 2 h, 75% of the Diels–Alder adduct **15** was converted and the phenol **16** was formed in 65% yield, *i.e.* 90% selectivity. Extending the time of the reaction to 6 h improved the yield in phenol **16** to 71% and the conversion of the Diels–Alder adduct **15** to 82%, *i.e.* 86% selectivity (Fig. 9).

However, gradually extending the time of the reaction from 6 to 48 h resulted in a gradual drop of the phenol **16** selectivity probably due to its degradation. It is noteworthy that, here again, only the phenol derivative with the methyl group in *ortho*

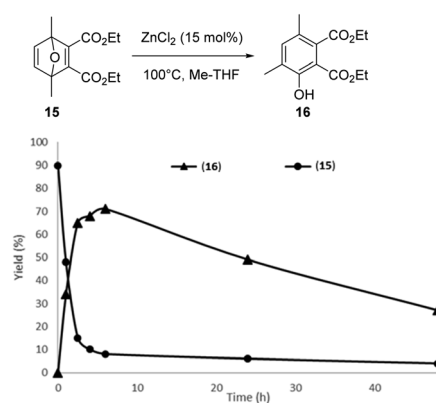


Fig. 8 Conversion of the Diels–Alder adduct **15** obtained from DMF and DEAD and yield in phenol **16** as a function of the reaction time (15 mol% ZnCl₂, 100 °C).

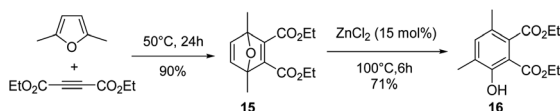


Fig. 9 Reaction of MF with 5 eq. DEAD in a two-step process.

position to the –OH was observed, reinforcing the hypothesis that, once the first migration of the methyl group has occurred, the aromatization reaction is a very fast process.

Conclusions

Here we propose a bio-based route to functionalized phenol derivatives from furfural and its derivatives. The strategy is based on a sequential Diels–Alder reaction of biobased furans with alkynes, followed by an aromatization reaction. Advantageously, in contrast to the classical Diels–Alder/aromatization of biobased furans with alkenes, no water is released during the aromatization step. In addition, this reaction involves cheap and industrially available biobased furans as organic building blocks. Through combined experimental and theoretical investigations, we revealed that methyl-functionalized furanic derivatives can also take part in this reaction, undergoing 1,2 methyl shift during the aromatization reaction, thus opening the possibility of using disubstituted furanic derivatives, a mean to further improve the chemical diversity and complexity which can be created through this route.

In contrast to biobased lignin-derived phenol derivatives which are often *para*-substituted, this route yields phenol substituted in *ortho* or *meta* position (relative to the –OH), thus complementing the scope of biomass for producing phenolic compounds.

One should note that the fact that alkynes are nowadays 100% petrobased is not an issue. The debate is not so much whether this route opens the way to 100% biobased phenols or not, but rather whether it is more sustainable or not than current routes. For this reason, a complete life cycle assessment will be the topic of future investigations to carefully check the sustainability of this biobased route, as compared to the fossil ones.

Author contributions

Adrien Ratier, Mélanie Anizan and Sarah Behloul did the experiments while François Jérôme and Karine De Oliveira Vigier supervised the work at the University of Poitiers. Frederic Guégan, Gilles Frapper and Richail D. Mouladou-Koumba performed DFT calculations. Quentin Blancart Remaury was in charge of the phenol characterizations and Jianxia Zheng supervised the work for SOLVAY.

Conflicts of interest

There are no conflicts to declare.

Acknowledgements

Authors are grateful to the CNRS and the University of Poitiers for the funding of these researches. Authors also strongly acknowledge the Région Nouvelle-Aquitaine and SOLVAY for the funding of the postdoctoral grant of Adrien Ratier and the ANR CATALFUR (ANR-21-CE43-0005) for the PhD grant of Sarah Behloul.

Notes and references

- 1 M. Decostanzi, R. Auvergne, B. Boutevina and S. Caillol, *Green Chem.*, 2019, **21**, 724–747.
- 2 <https://www.chemanalyst.com/industry-report/phenol-market-184>, Consulted on June 21st, 2023.
- 3 <https://www.transparencymarketresearch.com/bio-based-phenol-market.html>, Consulted on June 21st, 2023.
- 4 (a) C. Li, X. Zhao, A. Wang, G. W. Huber and T. Zhang, *Chem. Rev.*, 2015, **115**(21), 11559–11624; (b) A. J. Ragauskas, G. T. Beckham, M. J. Biddy, R. Chandra, F. Chen, M. F. Davis, B. H. Davison, R. A. Dixon, P. Gilna, M. Keller, P. Langan, A. K. Naskar, J. N. Saddler, T. J. Tschaplinski, G. A. Tuskan and C. E. Wyman, *Science*, 2014, **344**(6185), 1246843; (c) J. Zakzeski, P. C. A. Bruijninx, A. L. Jongerius and B. M. Weckhuysen, *Chem. Rev.*, 2010, **110**(6), 3552–3599; (d) S. Van den Bosch, S.-F. Koelewijn, T. Renders, G. Van den Bossche, T. Vangeel, W. Schutyser and B. F. Sels, *Top. Curr. Chem.*, 2018, **376**, 36; (e) M. Al-Naji, F. Brandi, M. Driess and F. Rosowski, *Chem. Ing. Tech.*, 2022, **94**(11), 1611–1627; (f) R. E. Key and J. J. Bozell, *ACS Sust. Chem. Eng.*, 2016, **4**(10), 5123–5135; (g) J. S. Mahajan, R. M. O'Dea, J. B. Norris, L. T. J. Korley and T. H. Epps III, *ACS Sust. Chem. Eng.*, 2020, **8**(40), 15072–15096; (h) R. Rinaldi, R. Jastrzebski, M. T. Clough, J. Ralph, M. Kennema, P. C. A. Bruijninx and B. M. Weckhuysen, *Angew. Chem., Int. Ed.*, 2016, **55**(29), 8164–8215; (i) X. Liu, F. P. Bouxin, J. Fan, V. L. Budarin, C. Hu and J. H. Clark, *ChemSusChem*, 2020, **13**(17), 4296–4317.
- 5 C. W. Lahive, P. J. Deuss, C. S. Lancefield, Z. Sun, D. B. Cordes, C. M. Young, F. Tran, A. M. Z. Slawin, J. G. de Vries, P. C. J. Kamer, N. J. Westwood and K. Barta, *J. Am. Chem. Soc.*, 2016, **138**(28), 8900–8911.
- 6 (a) G. F. De Gregorio, R. Prado, C. Vriamont, X. Erdocia, J. Labidi, J. P. Hallett and T. Welton, *ACS Sust. Chem. Eng.*, 2016, **4**(11), 6031–6036; (b) C. Cabral Almada, A. Kazachenko, P. Fongarland, D. Da Silva Perez, B. N. Kuznetsov and L. Djakovitch, *Biomass Convers. Biorefin.*, 2022, **12**, 3795–3808; (c) H. Lange, S. Decina and C. Crestini, *Eur. Polym. J.*, 2013, **49**(6), 1151–1173; (d) C. Liu, S. Wu, H. Zhang and R. Xiao, *Fuel Process. Technol.*, 2019, **191**, 181–201.
- 7 S. Van den Bosch, W. Schutyser, R. Vanholme, T. Driessen, S.-F. Koelewijn, T. Renders, B. De Meester, W. J. J. Huijgen, W. Dehaen, C. M. Courtin, B. Lagrain, W. Boerjan and B. F. Sels, *Energy Environ. Sci.*, 2015, **8**, 1748–1763.
- 8 (a) C. Liu, J. Hu, H. Zhang and R. Xiao, *Fuel*, 2016, **182**, 864–870; (b) C. Peng, G. Zhang, J. Yue and G. Xu, *Fuel Process.*



- Technol.*, 2014, **24**, 212–221; (c) Z. Dong, H. Yang, P. Chen, Z. Liu, Y. Chen, L. Wang, X. Wang and H. Chen, *Energy Fuels*, 2019, **33**(10), 9934–9941.
- 9 (a) S. Liu, Y.-Q. Guo, P.-Y. Sun, S.-H. Zhang and Z. Long Yao, *J. Fuel Chem. Technol.*, 2021, **49**(12), 1911–1920; (b) L. Melia Terry, C. Li, J. J. Chew, A. Aqsha, B. S. How, A. C. M. Loy, B. L. F. Chin, D. S. Khaerudini, N. Hameed, G. Guan and J. Sunarso, *Carbon Res. Conv.*, 2021, **4**, 239–250; (c) F. Abnisa, W. M. A. Wan Daud and J. N. Sahu, *Environ. Prog. Sustain.*, 2014, **33**(3), 1026–1033; (d) M. Bertero, *et al.*, Pyrolysis Products from Residues of Palm Oil Industry, in *Sustainable Technologies for the Management of Agricultural Wastes. Applied Environmental Science and Engineering for a Sustainable Future*, ed. Z. Zakaria, Springer, Singapore, 2018.
- 10 (a) M. Yuliana, B. T. Nguyen-Thi, S. Faika, L. Huong Huynh, F. E. Soetaredjo and Y.-H. Ju, *J. Taiwan Inst. Chem. Eng.*, 2014, **45**(5), 2187–2193; (b) P. Phani Kumar, R. Paramashivappa, P. J. Vithayathil, P. V. Subba Rao and A. Srinivasa Rao, *J. Agric. Food Chem.*, 2002, **50**(16), 4705–4708; (c) M. M. Ranarijaona, N. A. H. R. Rakotomena, M. T. Andrianjafy, F. D. Ramiharimanana, L. C. Herinirina, N. H. Ramarosandratana, B. Briou, P. Fajardie, P. Mavingui, E. Métay, V. V. Ramanandraibe and M. Lemaire, *Molecules*, 2021, **26**(24), 7625.
- 11 (a) A. K. Das, M. N. Islam, M. O. Faruk, M. Ashaduzzaman and R. Dungani, *S. Afr. J. Bot.*, 2020, **135**, 58–70; (b) Y. Shirmohammadli, D. Efhamisisi and A. Pizzi, *Ind. Crops Prod.*, 2018, **126**, 316–332; (c) P. V. Dhawale, S. K. Vineeth, R. V. Gadhave, J. Fatima, M. V. Supekar, V. K. Thakur and P. Raghavan, *Mater. Adv.*, 2022, **3**, 3365–3388; (d) A. Arbenza and L. Avérous, *Green Chem.*, 2015, **17**, 2626–2646.
- 12 (a) K. I. Galkin and V. P. Ananikov, *Int. J. Mol. Sci.*, 2021, **22**(21), 11856; (b) R. C. Cioc, M. Crockatt, J. C. van der Waal and P. C. A. Bruijninx, *Angew. Chem., Int. Ed.*, 2022, **61**(17), e202114720; (c) R. C. Cioc, M. Lutz, E. A. Pidko, M. Crockatt, J. C. van der Waal and P. C. A. Bruijninx, *Green Chem.*, 2021, **23**, 367–373; (d) Z. Li, Y. Jiang, Y. Li, H. Zhang, H. Lia and S. Yang, *Catal. Sci. Technol.*, 2022, **12**, 1902–1921.
- 13 (a) I. Scodeller, S. Mansouri, D. Morvan, E. Muller, K. de Oliveira Vigier, R. Wischert and F. Jérôme, *Angew. Chem., Int. Ed.*, 2018, **57**(33), 10510–10514; (b) I. Scodeller, K. De Oliveira Vigier, E. Muller, C. Ma, F. Guégan, R. Wischert and F. Jérôme, *ChemSusChem*, 2021, **14**(1), 313–323.
- 14 (a) R. C. Cioc, M. Crockatt, J. C. van der Waal and P. C. A. Bruijninx, *ChemSusChem*, 2022, **15**(18), e202201139; (b) S. Higson, F. Subrizi, T. D. Sheppard and H. C. Hailes, *Green Chem.*, 2016, **18**, 1855–1858.
- 15 (a) A. W. McCulloch and A. G. McInnes, *Can. J. Chem.*, 1971, **49**(19), 3152–3157; (b) A. F. Oleinik, E. V. Adamskaya, K. Y. Novitskii, N. P. Soloveva and E. M. Peresleni, *Chem. Heterocycl. Compd.*, 1979, **15**, 13–16.
- 16 P. Jiang, G. Zhao, H. Zhang, T. Ji, L. Mu, X. Lu and J. Zhu, *Green Energy Environ.*, 2022, DOI: [10.1016/j.gee.2022.12.004](https://doi.org/10.1016/j.gee.2022.12.004).
- 17 A. Vakalopoulos and H. M. R. Hoffmann, *Org. Lett.*, 2001, **3**(14), 2185–2188.
- 18 T. E. Burghardt, *J. Sulfur Chem.*, 2005, **26**(4–5), 411–427.
- 19 N. Koichi, S. Takeshi and M. Teruaki, *Bull. Chem. Soc. Jpn.*, 1972, **45**(12), 3724.
- 20 D. A. McCaulay and A. P. Lien, *J. Am. Chem. Soc.*, 1952, **74**(24), 6246–6250.
- 21 M. Zanger, *Org. Magn. Reson.*, 1972, **4**(1), 1–25.

