



HAL
open science

Mechanocatalytic depolymerization of hemicellulose to low molecular weight oligosaccharides over an aquivion ionomer

Jonathan Fabian Sierra Cantor, Karine de Oliveira Vigier, Gilles Labat, Denilson da Silva Perez, François Jérôme

► To cite this version:

Jonathan Fabian Sierra Cantor, Karine de Oliveira Vigier, Gilles Labat, Denilson da Silva Perez, François Jérôme. Mechanocatalytic depolymerization of hemicellulose to low molecular weight oligosaccharides over an aquivion ionomer. *RSC Sustainability*, 2023, 1 (3), pp.446-453. <10.1039/D3SU00028A>. <hal-04280784>

HAL Id: hal-04280784

<https://hal.science/hal-04280784v1>

Submitted on 11 Nov 2023

HAL is a multi-disciplinary open access archive for the deposit and dissemination of scientific research documents, whether they are published or not. The documents may come from teaching and research institutions in France or abroad, or from public or private research centers.

L'archive ouverte pluridisciplinaire **HAL**, est destinée au dépôt et à la diffusion de documents scientifiques de niveau recherche, publiés ou non, émanant des établissements d'enseignement et de recherche français ou étrangers, des laboratoires publics ou privés.



HAL Authorization

COMMUNICATION

Mechanocatalytic depolymerization of hemicellulose to low molecular weight oligosaccharides over Aquivion ionomer

Received 00th January 20xx,
Accepted 00th January 20xx

Jonathan Fabian Sierra Cantor,^a Karine De Oliveira Vigier,^{*a} Gilles Labat,^b Denilson Da Silva Perez^c and François Jérôme^{*a}

DOI: 10.1039/x0xx00000x

Here we report the mechanocatalytic depolymerization of hemicelluloses to low molecular weight oligosaccharides. We found that the catalyst performances were severely impacted by the water content and the residual amount of alkaline-earth/alkaline metals present in hemicellulosic samples. Under optimized conditions, water soluble oligosaccharides with DP lower than 14 can be selectively obtained with up to 70% yield. Oligosaccharides can be then functionalized through a catalytic reductive amination, giving access to industrially relevant biobased chemicals such as hydrotropes and surfactants.

Oligosaccharides are an important class of compounds in our society, in particular for food and beverage applications, the largest market share of oligosaccharides.¹ In this field, oligosaccharides serve as prebiotics for gut health improvement, as low calorie ingredients for patients affected by diabetes, blood pressure, intolerance to lactose, etc.² With increasing concerns about the defossilization of our society, bio-based oligosaccharides are also rapidly becoming industrially relevant building blocks for the synthesis of specialty chemicals such as surfactants, bactericides, thickening agents, among others, which find a wide range of applications in cosmetic, pharmaceutical and agricultural end-industries.³ The growing demand of consumers for health and wellness products, recently largely boosted by the covid pandemic, force the chemical industry to diversify the access routes to oligosaccharides.

Currently, oligosaccharides are obtained by two main routes (1) by extraction from natural resources⁴ and (2) by chemical⁵ or enzymatic synthesis.⁶ So far, the enzymatic route is receiving the largest interest as it potentially paves the way to a wide range of oligosaccharides with well-defined structures

and properties. However, the implementation of these enzymatic processes in the chemical industry remains a difficult task due to high dilution ratio (< 5 wt% sugars in water), complex and costly downstream purification processes and low enzyme stability. All these drawbacks severely impact reactor productivities and production costs that are often not compatible with the market demand. As a result, these bioprocesses nowadays mainly address niche markets, for instance in the pharmaceutical industry where high value-added oligosaccharides, exhibiting well-defined molecular structures, are demanded.⁷ Alternatively, oligosaccharides can be obtained by acid-catalyzed depolymerization of polysaccharides, albeit generally at low conversions.⁸ Indeed, these acid-based processes unfortunately often suffer from a lack of selectivity, in particular due to the uncontrolled degradation of sugars to furanic derivatives and tar-like materials (also known as humins). Other technologies have been also explored, in particular for the production of xylo-oligosaccharides, such as autohydrolysis⁹ or CO₂-assisted technologies (*in situ* acidification).¹⁰ By adjusting the temperatures and/or the pressures, it was possible to get a better control on the reaction selectivity, in particular by lowering the side formation of furanic derivatives.

Recently, we, and others, explored the mechanocatalytic depolymerization of cellulose, a concept initially introduced by Blair and Rinaldi.¹¹ This approach relies on a synergistic effect between an acid catalyst (protonation of the glycosidic bond) and mechanical forces (lowering of *exo*-anomeric effects and H-bonding interactions, change of cellulosic chain conformation) resulting in a solvent-free depolymerization of cellulose.¹² At a solid state, re-polymerization reactions also concomitantly occurred. As a result, this technology yields water soluble cello-oligosaccharides with degrees of polymerization (DP) ranging from 1 to 7.¹³ The absence of water/solvent and, according to the conditions, the high selectivity (no degradation of sugars, no formation of enzyme inhibitors) represent the greatest advantages of this mechanocatalytic process over current routes. Although there are now several reports on the mechanocatalytic depolymerization of cellulose, much less is known about the

^a Institut de Chimie des Milieux et Matériaux de Poitiers, Université de Poitiers, CNRS, 1 rue Marcel Doré, 86073 Poitiers, France

^b FCBA, Allée de Boutaut, 33028 Bordeaux, France

^c FCBA, Domaine Universitaire, 38044 Grenoble, France

† Footnotes relating to the title and/or authors should appear here.

Electronic Supplementary Information (ESI) available: [details of any supplementary information available should be included here]. See DOI: 10.1039/x0xx00000x

mechanocatalytic depolymerization of hemicelluloses, while they represent an abundant and renewable class of feedstocks, which is nowadays poorly valorized. Indeed, a large part of hemicelluloses is generally solubilized in the cooking liquors for pulping and is only used for energy purposes.¹⁴ The other part of hemicelluloses is associated with cellulose in paper fibres. Due to the more diversified chemical structures of hemicelluloses as compared to that of cellulose, a large library of oligosaccharides with different properties, and thus performances/applications, could be theoretically produced from them.¹⁵ To the best of our knowledge, during the writing of this study, Zhu reported the first example of mechanocatalytic depolymerization of hemicelluloses extracted from corncob.¹⁶ Using a mathematical prediction model based on Kamlet-Taft parameters, authors revealed that dimethyl carbonate led the best impregnation procedure of H₂SO₄ on hemicelluloses, a pre-requisite step before the mechanocatalytic depolymerisation. Under optimized conditions, xylo-oligosaccharides (XOS) with a DP lower than 6 were reported with a yield of only ~ 10%. Indeed, with this procedure, XOS with DPs higher than 6 were mainly obtained. In addition, utilization of H₂SO₄ requires a post neutralization step, but also makes it often difficult the control of the reaction selectivity due to the side formation of furfural and other degradation products, in a more or less extent.

Here, we report the mechanocatalytic depolymerization of hemicelluloses to oligosaccharides with a DP 1-9 (70 % yield) using Aquivion PW98, a perfluorinated sulfonic acid ionomer, as a solid acid catalyst. As compared to the current state of the art, we show in this report that the efficiency of the mechanocatalytic process is strongly impacted by the water content and the presence of alkaline-earth/alkaline metals naturally present in hemicelluloses. In addition, we show that the as-obtained XOS could be subjected to a catalytic reductive amination, potentially opening a route to industrially relevant biobased hydrotropes or surfactants.

First, we focused our investigations on hemicelluloses extracted from pine wood, hereafter named Pine-HEM. Pine-HEM was selected as it is quite reactive and thus constitute an ideal substrate to get through the best conditions of the mechanocatalytic process. A more robust and industrially relevant hemicellulose extracted from pulp will be discussed later. Pine-HEM were extracted by treatment of pine wood in a pressurised reactor with hot water (160°C) for 45 min.¹⁷ The final pH of the obtained aqueous solution was pH = 3.5, due to the cleavage of acetyl groups present in biomass. At the end of this heat treatment, the solid residue was removed and the aqueous juice containing Pine-HEM was re-concentrated by partial distillation of water, then re-filtered and activated carbon was added in order to adsorb lignin residues. After removal of the activated carbon by filtration, ethanol was added to the aqueous phase leading to the precipitation of Pine-HEM. The precipitated Pine-HEM was then recovered by centrifugation and thoroughly washed with ethanol. Finally, Pine-HEM was dried at 45°C until the weight of Pine-HEM remains constant. This protocol led to Pine-HEM with a sugar composition as follow: mannan (41%), galactan (32%), glucan

(15%) and xylan (12%). The water content, determined by thermogravimetric analysis (TGA), was ~ 9.7% (Fig. S1). Note that this process leaves a solid residue composed of cellulose (specialty cellulose) which is recovered for the fabrication of carboxymethylcellulose, cellulose acetate/esters or viscose, and lignin which is burned to provide energy to the process.

The mechanocatalytic depolymerisation of Pine-HEM was first investigated using optimized conditions we reported for cellulose.^{13a} To this end, Pine-HEM was first impregnated with 6.6 wt% of H₂SO₄ and then ball-milled at 400 rpm in the presence of ZrO₂ balls (see SI for more details on the experimental procedure). Results are presented in Figure 1. Yields in oligosaccharides were determined by SEC-HPLC and were expressed in terms of mass yield (wt%), *i.e.* relative to the initial mass of Pine-HEM (SI). After 1 h of ball-milling, oligosaccharides with a DP of 1-9 were obtained with 13% yield, confirming that Pine-HEM could be partly depolymerized using the mechanocatalytic concept. Extending the ball-milling time from 1 to 12 h led to an improvement of the oligosaccharide (DP 1-9) yields to 51%, with mono/disaccharides accounted for 6 % yield (Fig. 1). A reaction time higher than 12 h did not result in a higher yield in oligosaccharides with DP < 9, but the DP 1-2 fraction was formed in a higher amount (18%) (Fig. 1). Lowering the amount of H₂SO₄ to 2 wt % decreased the depolymerization rate (< 3% of DP 1-9 after 1h vs 13% at 6.6 wt%), confirming that the depolymerization rate of Pine-HEM was dependent on the amount of H₂SO₄ (Fig. 1). In contrast, increasing the amount of H₂SO₄ to 10 wt% led to uncontrolled degradation reactions, with the formation of unidentified soluble and insoluble black materials (Fig. S2).

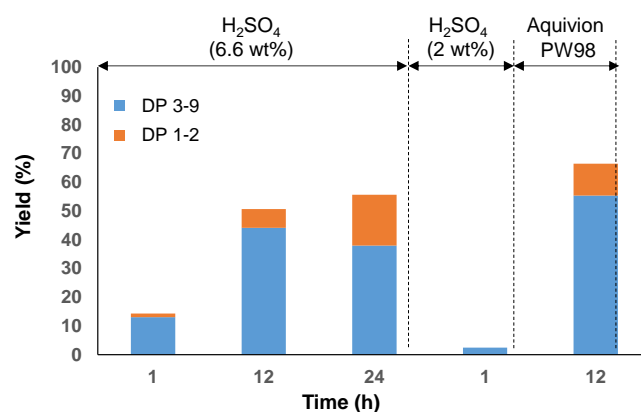


Figure 1. Mechanocatalytic depolymerization of Pine-HEM as a function of time, H₂SO₄ amount and catalyst nature

Because it was quite difficult to (i) separate H₂SO₄ from oligosaccharides at the end of the reaction and (ii) completely suppress the formation of coloured degradation products, Aquivion PW98 (PW = powder form, and 98 refers to the proton loading), a perfluorinated sulfonic acid polymer (0.98 mmol -SO₃H/g), was tested as a solid catalyst. We selected Aquivion PW98 because it was previously reported to be mechanically stable.^{11g, 13a} In a first set of experiments, 1.5 g of Pine-HEM was

COMMUNICATION

Table 1. Mechanocatalytic depolymerisation of Pine-HEM to low molecular weight oligosaccharides

Entry	Hemicellulose water content (wt%)	Catalyst	Time (h)	Yield of oligosaccharides soluble in ethanol-H ₂ O (9-1) ^a	DP 10-14 (wt%)	DP ≤ 9 (wt%)	
						DP 3-9	DP 1-2
1	9.7	Aquivion PW98	12	61	19	32	10
2	9.7	Aquivion PW98	24	61	17	34	10
3	4.5	Aquivion PW98	24	73	28	32	13
4	3.5	Aquivion PW98	24	76	26	36	14
5 ^b	9.7	Aquivion PW98	24	18	9	5	4

^a Mass yield of oligosaccharides solubilized in EtOH-H₂O (9-1) mixture. The rest is insoluble oligosaccharides with DP > 14; ^b at 20 wt% of Aquivion PW98

mixed with 1.5 g of Aquivion PW98 (~ 15 mol% of H⁺ relative to glycosidic bonds) and the resulting mixture was ball-milled in a bowl of 125 mL for 12 h. Under these conditions, oligosaccharides with a DP lower than 9 were successfully obtained with 66% yield. Oligosaccharides with a DP 3-9 accounted for 55% while mono/disaccharides accounted for 11% (Fig. 1).

Pine-HEM being fully soluble in water, the separation of oligosaccharides with low DPs from the reaction mixture was achieved by extraction with an ethanol-H₂O mixture (9-1). It was previously shown that this procedure selectively solubilized Pine-HEM-derived oligosaccharides with DPs lower than 14.¹⁸ Using this procedure, oligosaccharides were recovered with 61% yield corresponding to 19 % of oligosaccharides with a DP 10-14 and 42% of oligosaccharides with DPs < 9 (Table 1, entry 1). In these 42% of oligosaccharides with a DP < 9, analysis by SEC-HPLC revealed 32% of oligosaccharides with a DP 3-9 and 10% of mono- and disaccharides. It corresponds to an extraction efficiency of 64% of oligosaccharides with DP < 14. As observed above with H₂SO₄, extending the reaction time to 24 h did not increase the yield of recovered oligosaccharides after extraction with Ethanol-H₂O (9-1), neither the composition of solubilized oligosaccharides (Table 1, entry 2). This can be understood in terms of catalyst deactivation, an aspect which is discussed, and solved, later in the manuscript.

Pine-HEM, and even more low molecular oligosaccharides, are highly hygroscopic and, from previous investigations on cellulose, it is known that water buffer mechanical forces,^{13a} thus lowering the overall efficiency of the mechanocatalytic depolymerization process. To assess the effect of water, Pine-HEM was dried in an oven at 50°C for different times before ball-milling in the presence of Aquivion PW98 for 24 h. The water content of dried Pine-HEM was determined by TGA. When the water content of Pine-HEM was gradually decreased from ~9.7 to ~3.5 wt %, the yield in ethanol-H₂O (9-1) soluble oligosaccharides was concomitantly improved from 61 to 76%

(Table 1, entries 2-4). As a result, the yields in recovered oligosaccharides with DPs 10-14 and ≤ 9 were also increased from 17 to 28% and 44 to 50%, respectively. Note that decreasing the water content of Pine-HEM below 3.5 wt% before the mechanocatalytic reaction was not judicious as it led to a partial degradation of Pine-HEM, as corroborated by a slightly browning of the hemicellulosic sample during the drying process.

Next, we assessed the reactor productivity as a function of the mass of Pine-HEM/Aquivion PW98 introduced into the bowl (125mL) (Fig. 2). In these experiments, the ball-milling time was stopped at 6 h in order to monitor the reaction during the whole day. The amount of ZrO₂ balls introduced into the planetary ball-mill remains constant: 20 balls (φ 12 mm) in a bowl of 125 mL. With 3 g of Pine-HEM/Aquivion PW98 (1:1), the reactor productivity reached 860 g of oligosaccharides with DP ≤ 9 per m³ and per hour. Decreasing the mass introduced into the planetary ball-mill from 3 to 1.5 g logically decreased the reactor productivity nearly by a factor 2 (490 g/m³/h), indicating that in this 1.5-3 g window, the efficiency of the mechanocatalytic process is not affected by the mass of sample introduced into the planetary ball-mill. However, increasing the Pine-HEM/Aquivion PW98 mass from 3 to 6 g did not result in a linear increase of the reactor productivity. Indeed, while the mass introduced into the planetary ball-mill was doubled, the reactor productivity was only increased by a factor of 1.2 (from 860 to 1080 g/m³/h) suggesting that the efficiency of the mechanocatalytic process dropped down when a higher mass was introduced into the planetary ball-mill. This can be understood by a lower degree of freedom of ZrO₂ balls that decreased the intensity of impacts. Hence, in the following experiments, the mass of Pine-HEM + Aquivion PW 98 was kept constant at 3 g.

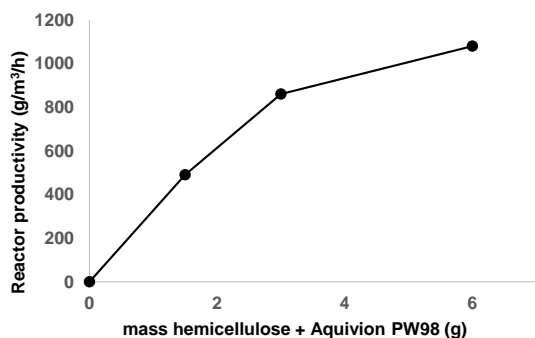


Figure 2. Reactor productivity as a function of the hemicellulose + Aquivion mass introduced into the planetary ball-mill

Then, the amount of Aquivion PW98 was decreased to 20 wt%, which obviously decreased the reaction rate (Table 1, entry 5). However, in this case the formation of oligosaccharides with a $DP \leq 9$ plateaued at only 9%. Indeed, no improvement of the oligosaccharide yields with a $DP \leq 9$ was observed by extending the reaction time, suggesting a deactivation of the Aquivion PW 98 catalyst during the reaction. To check it, Aquivion PW98 was also recycled when using a Pine-HEM/Aquivion mixture (1:1) of 3 g. A significant drop of the oligosaccharide yields with a $DP \leq 9$ was observed, from 67% to 38% after only two catalytic cycles, supporting that Aquivion PW 98 was progressively deactivated during the mechanocatalytic depolymerisation of Pine-HEM (Fig S3). This was further supported by determining the proton exchange capacity of fresh and spent Aquivion PW98 which dropped down from 0.96 to 0.40 and 0.09 mmol/g after the first and the second catalytic cycle, respectively (Table S1). To get more insights on this aspect, ICP analysis was performed on Pine-HEM and it revealed the residual presence of Ca^{2+} , Mg^{2+} , K^+ and Na^+ , with Ca^{2+} (74%) and K^+ (18%) being the two major cations detected (Table S2). We suggest that these cations possibly exchange with the proton present on Aquivion PW98 leading to its progressive deactivation. A rapid calculation, considering that Ca^{2+}/Mg^{2+} and K^+/Na^+ cations can possibly exchange 2 and 1 proton, respectively, shows that the total amount of proton that could be theoretically exchanged on Aquivion PW 98 is 0.54 mmol per gram, which is about 55% of the proton exchange capacity of Aquivion PW 98. ICP experiments were tentatively performed on Aquivion PW68. A contamination with alkaline-earth/alkaline metals was clearly observed (Fig. S4) but, unfortunately, it was not possible to determine with accuracy the level of contamination due to the lack of procedures to dissolve Aquivion PW98. Nevertheless, these results strongly suggest that the alkaline-earth/alkaline metals present in Pine-HEM partly deactivate Aquivion PW98. Having all these results in our hands, we then focused our attention on the transposition and the optimization of this technology to pulp hemicellulose (obtained from hardwood kraft pulp), which is a grade of hemicellulose much more abundant, and thus industrially more relevant than Pine-HEM. Hereafter, it will be named Pulp-HEM. Pulp industrially

obtained from paper mill is composed of about 80% of cellulose and 20% of hemicellulose. Pulp-HEM was recovered from pulp by strong alkaline extraction (NaOH) for 30 min at ambient temperature, affording a juice rich in Pulp-HEM (~10 wt%).¹⁷ The alkaline solution was then neutralized with acetic acid to induce the precipitation of Pulp-HEM which was then recovered by centrifugation. Multiple re-dispersion in ethanol and centrifugation were performed to completely remove trace of NaOH, as it could poison the catalyst during the mechanocatalytic depolymerization reaction. Pulp-HEM was then lyophilized for 72 h. The water content of Pulp-HEM, determined by TGA, was 5 wt%. Due to the harsh acid conditions employed for the fabrication of pulp, the recovered Pulp-HEM is known to be purer, but also more recalcitrant to chemical processing, than Pine-HEM. Indeed, Pulp-HEM exhibits a much higher purity than Pine-HEM, it is composed of 99% of xylan, the rest being composed of 0.5% of galactan and traces amount of glucan. Hence, from Pulp-HEM, xylo-oligosaccharides (XOS) will be obtained.

Inspired by our results collected with Pine-HEM, Pulp-HEM (1.5 g) and Aquivion PW98 (1.5g) were first mixed together and ball-milled at 400 rpm. Results are presented in Table 2. In contrast to Pine-HEM, Pulp-HEM is not soluble in water, which also reflect its much higher recalcitrance. Hence, the amount of water soluble XOS was directly taken as an indicator to assess the efficiency of the mechanocatalytic process. Note that only XOS with DP lower than 14 are soluble in water (Fig. S5). From 1 to 12 h, the yield in water soluble XOS linearly increased to reach 59% (Table 2, entry 1). The kinetic profile of the reaction is provided in the Fig S6. Analysis of the water soluble fraction by SEC-HPLC confirmed the depolymerization of Pulp-HEM with the formation of XOS with DP 10-14 in 19% yield and XOS with $DP \leq 9$ in 40% yield. These 40% are composed of XOS (DP 3-9) with 32% yield and the yield in mono/disaccharide is 8% yield. As observed above with Pine-HEM, extending the ball-milling time to 24 h did not result in a further increase of the yield in water soluble XOS (Table 2, entry 2). This aspect is rationalized later. Water soluble XOS were then analyzed more in detail to check their structure. First, analyses of water-soluble XOS was performed by ¹³C NMR in *d*₆-DMSO. NMR spectra were very similar to those of standards of sugars dimers such as cellobiose, xylobiose, melibiose, etc. The peaks corresponding to the terminal anomeric carbons of XOS were clearly visible at ~98 ppm and ~93 ppm for the β and α anomer, respectively. Internal anomeric carbon were also assigned with a typical chemical shift at ~103 ppm (Fig S7). Using a DEPT sequence, -CH groups (70-78 ppm) were also distinguished from -CH₂ groups (62-67 ppm) (Fig. S8). One should note that no signal was observed at about 170-190 ppm, confirming the absence of carbonyl group on XOS, a result in line with the absence of sugar degradation products, as also corroborated by the recovery of a white sample. Terminal anomeric protons (α anomer) were also clearly identified in the ¹H NMR spectrum of recovered XOS, with typical chemical shifts at ~5 ppm. Terminal anomeric protons from the β anomer and internal anomeric protons overlap at ~4.2 ppm, as confirmed by an HSQC sequence (Fig

S9). The very intense signal peaks corresponding to terminal α -anomeric protons (similar to that of $-\text{CH}$ and $-\text{CH}_2$ groups) strongly supported the deep depolymerization of Pulp-HEM.

Table 2. Mechanocatalytic depolymerisation of Pulp-HEM

Entry	Water content (wt%)	Time (h)	Yield in water soluble XOS (DP 1-14) % ^a	DP 10-14 (%)	DP 3-9 %	DP 1-2 (%)
1	5	12	59	19	32	8
2	5	24	54	22	26	6
3	3.5	12	79	18	48	13
4 ^b	3.5	12	86	18	53	15

^a The rest is insoluble XOS with DP > 14; ^b pre-washed with HCl (0.12 M)

Unfortunately, XOS are highly hygroscopic and ^1H NMR could not be used to confirm the average DP due to an overlap of XOS signals ($-\text{CH}$ and $-\text{CH}_2$) with that of residual water. For this reason, XOS were also analyzed by mass spectrometry. The ESI mass spectra of the water-soluble XOS revealed a series of monocationized pseudomolecular peaks with sequential m/z increments of 132 units that correspond to an additional anhydroxylose units (Fig. S10). Furthermore, in line with HPLC-SEC, only DP up to 10 were identified.

During the mechanocatalytic reaction, repolymerization reactions may also occur concomitantly, explaining the recovery of low molecular weight XOS and not monomeric xylose. To assess the occurrence of reversion reactions, xylose was ball-milled with Aquivion PW98 for 12 h at 400 rpm. Analysis by SEC-HPLC revealed the formation of XOS in 47% yield, confirming that reversion reactions also concomitantly occurred during the mechanocatalytic reaction (Fig S11).

We know from results on Pine-HEM that the water content of hemicellulose impacts, to some extent, the mechanocatalytic efficiency. Hence, Pulp-HEM was lyophilized a second time to drop the water content from 5 to 3.5 wt%. As observed above with Pine-HEM, it results again in an improvement of the yield in water-soluble XOS from 59 to 79 % (Table 2, entry 3).

Next, by means of ICP analysis, the amount of alkaline-earth/alkaline metals present in Pulp-HEM was determined. Thanks to multiple re-dispersion in ethanol/water and centrifugation, the amount of alkaline-earth/alkaline metals (Ca^{2+} , Mg^{2+} , K^+ and Na^+) found in Pulp-HEM was about 4 times lower than in Pine-HEM (2.969 vs 11.315 g/kg) (Table S3). As a result, Aquivion PW98 was much less subjected to deactivation

and it was successfully recycled at least three times (Fig. 3), although the Aquivion PW98 becomes slightly yellowish after use. The amount of alkaline-earth/alkaline metals in Pulp-HEM can be further decreased to only 0.1 g/kg by washing Pulp-HEM with a diluted HCl solution (0.12 M) at room temperature (Table S4). After drying, the water content of HCl-treated Pulp-HEM was similar as above *i.e.* 3.5 wt%. Note that this treatment of Pulp-HEM with diluted HCl did not lead to any depolymerization, as suggested by SEC-HPLC analysis. Furthermore, ball-milling of Pulp-HEM treated with HCl for 12 h, but without Aquivion PW98, did not yield any water soluble XOS, confirming that (1) HCl did not remain entrapped within the hemicellulosic structure and (2) HCl was too diluted to alter the chemical structure of Pulp-HEM at room temperature. Interestingly, this pre-treatment of Pulp-HEM with aqueous HCl led to an even higher yield to water soluble XOS (86%, Table 2, entry 4). The water soluble fraction was composed of XOS with 18 % of DP 10-14, 53% with DP 3-9 and 15% in mono/disaccharides. This result further demonstrates that the removal of alkaline-earth/alkaline metals present in hemicellulose is essential to avoid a decrease of the catalytic performances of Aquivion PW 98.

In a last set of experiments, the amount of Aquivion PW98 was varied. Results are presented in figure 4 and all data were collected after 12 h of ball-milling. Pulp-HEM with a water content of 3.5 wt% was used. As expected, an increase of the catalyst amount from 20 to 75 wt% (*i.e.* 2.5 to 9.7 mol% H^+ relative to glycosidic bonds) linearly increased the yield in water soluble XOS, indicating that the rate of the depolymerization was governed by Aquivion PW98. However, an increase of the amount of Aquivion PW98 to 100 wt% did not result in a further increase in the yield of water soluble XOS, which plateaued at about 80% after 12 h.

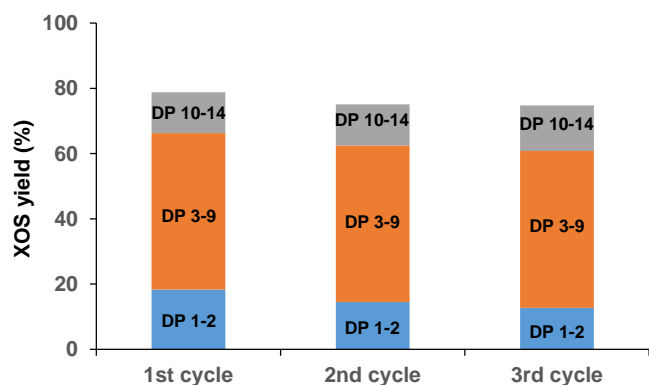


Figure 3. catalyst recycling using Pulp-HEM with 3.5 wt% of water

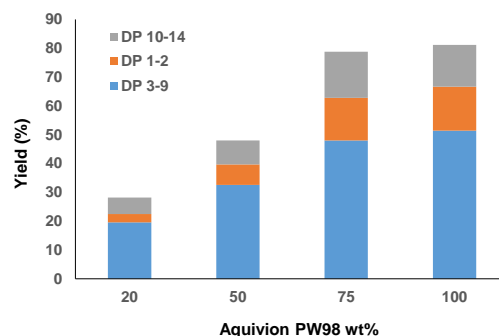


Figure 4. Effect of the Aquivion PW98 amount (wt%) as a function of Pulp-HEM solubility in water after 12 h of mechanocatalytic depolymerization.

To get more insight on this aspect, the depolymerization of Pulp-HEM in water was monitored as a function of the ball-milling time, and using 50 wt% of Aquivion PW98. The kinetic profile is provided in the Fig S12. It confirms that the yield in water soluble XOS plateaued at about 80% after 48 h of ball-milling. Considering that deactivation of Aquivion PW98 is strongly limited thanks to the low amount of alkaline-earth/alkaline metals in Pulp-HEM, we ascribed this result to an effect of water. Indeed, short molecular weight XOS are highly hygroscopic. Hence, we monitored the evolution of the water content of hemicellulose/XOS during the mechanocatalytic depolymerization. As anticipated, using 50 wt% of Aquivion PW98, the water content increased from 3.5 (12 h) to 6 wt% (48 h), which unavoidably impact the efficiency of the mechanocatalytic process. Ideally, the higher the depolymerization rate, the less time the Pulp-HEM and XOS have to adsorb water. To support this claim, the maximum yield in water soluble XOS was checked as a function of the Aquivion PW98 amount. As shown in figure 5, when the amount of Aquivion PW98 was gradually increased from 50 to 100 and then 200 wt%, it speeded up the depolymerization of Pulp-HEM (time reduced from 48 to 12 h) which was accompanied by a concomitant increase of the maximum yield in water soluble XOS from 75 to more than 96%. This result further supports a competition between the depolymerization rate of Pulp-HEM and the water adsorption rate of the sample.

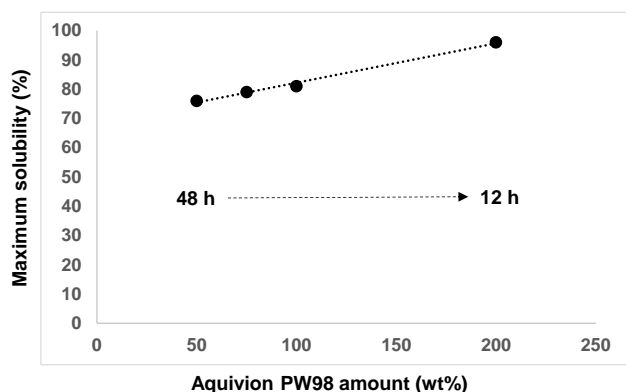


Figure 5. Effect of the Aquivion PW98 amount (wt%) on the maximum yield of water soluble XOS.

Although XOS can be used as is in food industry,¹⁵ we next evaluated their potential as a starting organic building blocks for the synthesis of industrially relevant biobased chemicals. To this end, we explored the catalytic reductive amination of XOS with alkyl amines to produce hydrotropes (with short chain alkyl amines) or surfactants (with long chain alkyl amines).^{15, 19} These chemicals are of utmost importance in our society, notably for the manufacture of safer biocide agents with a high potential of market in many end-industries (cosmetic, food, anti-fouling, etc...). In this context, XOS were mixed with an alkyl primary amine (*n*-butyl, *n*-octyl or *n*-dodecylamine) and heated at 50°C under 50 bar of hydrogen in the presence of a Pt/C catalyst. Note that the combination of

Pt/C and H₂ has been preferred over the routinely employed NaBH₃CN or NaBH(OAc)₃,²⁰ because it does not lead to the formation of salts. The reductive amination was monitored by mass spectrometry. More information on the experimental procedure is provided in the SI. In the case of *n*-butyl amine, the alkyl amine was used both as a solvent and as a reactant (50 fold excess) (Fig. 6). Indeed, XOS are soluble in short chain alkyl amines (< C8-alkyl chain). After 24 h of reaction, mass spectrometry confirmed the successful and complete reductive amination of the terminal position of XOS (Fig. S13). This result was further confirmed by the disappearance of the signals of the anomeric protons at ~ 4-5 and 93-98 ppm in the ¹³C and ¹H NMR spectra, respectively (Fig. S14). No apparent depolymerisation was noticed by mass spectrometry, suggesting that the glycosidic linkages were not hydrolyzed during the reductive amination, a noticeable advantage as compared to the more common catalytic glycosylation of oligosaccharides with fatty alcohols for which an important depolymerization occurs. Starting from *n*-dodecylamine, the reaction is more complex, as XOS are poorly miscible in fatty amines. To overcome this problem, the catalytic reductive amination was performed in 2-propanol (9.8 wt% of XOS and 3.7 eq. of *n*-dodecylamine) to homogeneously dissolve the mixture (Fig. 6). To our delight, in this solvent, the reductive amination was successful and complete (according to mass spectrometry, Fig. S15) after 48 h of reaction yielding the corresponding amphiphilic aminated XOS as a white powder, thus opening a straightforward access to biobased surfactants, the biggest market share of amino products.

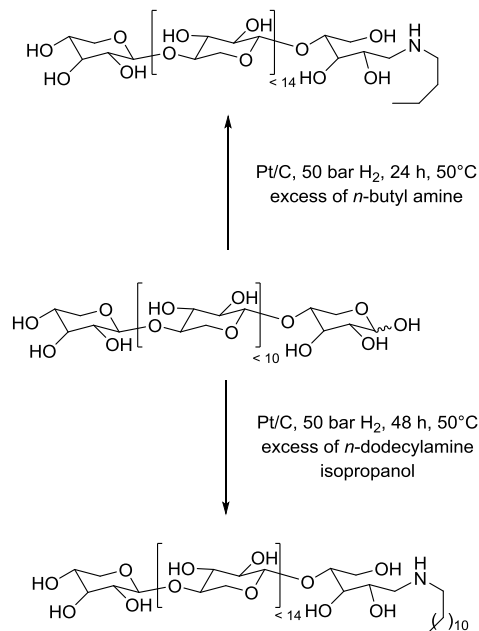


Figure 6. Pt/C-catalyzed reductive amination XOS with *n*-alkylamines. For the sake of clarity, only linear structures of XOS are shown.

Conclusions

We showed here that hemicelluloses can be mechanocatalytically depolymerized in the presence of Aquivion PW98, thus complementing the scope of lignocellulosic biomass waste for the synthesis of industrially relevant low molecular weight oligosaccharides. In this work, we highlighted that the amount of alkaline-earth/alkaline metals present in hemicelluloses poison, to some extent, Aquivion PW98, while the water content of hemicellulose (as well as the water intake during the depolymerisation) impacts the efficiency of the mechanocatalytic process. Under optimized conditions, industrially abundant Pulp-HEM (water content 3.5 wt%) was depolymerized to water soluble low molecular weight XOS (DP <14) with 70% yield. Advantageously, the chemical composition of XOS (DP 10-14, DP 3-9 and DP1-2) can be adjusted by tuning the mechanocatalytic reaction time. As compared to the more classical acid-catalyzed depolymerisation routes of polysaccharides, this work opens a path for the depolymerisation of hemicelluloses to low molecular weight oligosaccharides (1) without any solvent and (2) in a very selective way, as no formation of furanic or degradation products were observed. Despite these noticeable advantages, we would like to draw the reader's attention that a full life cycle analysis should now be performed to assess the sustainability of this approach and to verify whether or not it is really better than the current acid catalytic pathways. Finally, we demonstrated that water soluble XOS can be successfully used as organic building blocks for the synthesis of industrially relevant chemicals. Indeed, the catalytic reductive amination is feasible at the terminal position of XOS opening a potential route to biobased hydrotropes and surfactants.

Notes and references

- a) S. I. Mussato, I. M. Mancilha, *Carbohydr. Polym.*, **2007**, *68*, 587-597; b) D. Han, J. Zulewska, K. Xiong, Z. N. Yang, *Crit. Rev. Food. Sci. Nutr.*, **2022**, Latest article, <https://doi.org/10.1080/10408398.2022.2139218>; c) <https://www.factmr.com/report/427/polysaccharides-oligosaccharides-market>. Access on November 29th, 2022.
- a) N. Echegary, S. Yegin, M. Kumar, A. Hassoun, P. C. B. Campagnol, J. M. Lorenzo, *Crit. Rev. Food. Sci. Nutr.*, **2022**, Latest article, <https://doi.org/10.1080/10408398.2022.2081963>; b) N. Liu, H. Wang, Z. Yang, K. Zhao, S. Li, N. He, *Food Funct.*, **2022**, *13* (13), 6875-6893; b) N. Zhang, M. Jin, K. Wang, Z. Zhang, N. P. Shah, H. Wei, *Carbohydr. Polym.*, **2022**, *284*, 119043.
- a) R. Deutschmann, R. F.H. Dekker, *Biotechnol. Adv.*, **2012**, *30*(6), 1627-1640; b) J. W. Agger, B. Zeuner, *Curr. Opin. Biotechnol.*, **2022**, *78*, 102842; c) J. D. Cushen, K. Shanmuganathan, D. W. Janes, C. Grant Willson, C. J. Ellison, *ACS Macro Lett.* **2014**, *3* (9), 839-844.
- a) M. Faseleh Jahromi, J. Boo Liang, N. Abdullah, Y. Meng Goh, R. Ebrahimi, P. Shokryazdan, *BioRes.*, **2016**, *11*(1), 674-695; b) X. Kou, C. Mao, B. Xie, X. Li, Z. Xue, Z. Zhang, *J. Food Nutr. Res.*, **2016**, *55*, (4), 313-324; c) S. Sophonputtanaphoca, C. Pridam, J. Chinnak, M. Nathong, P. Juntipwong, *Agri. Nat. Res.* **2018**, *52* (2), 169-175; d) K.-L. Cheong, H.-M. Qiu, H. Du, Y. Liu, B. Muhammad Khan, *Molecules*, **2018**, *23*(10), 2451; e) A. Zykwiniska, M.-H. Boiffard, H. Kontkanen, J. Buchert, J.-F. Thibault, E. Bonnin, *J. Agric. Food Chem.* **2008**, *56*, 19, 8926-8935.
- a) P. H. Seeberger, D. B. Werz, *Nat. Rev. Drug Discover.*, **2005**, 751-763; b) S. K. Bouhall, S. J. Sucheck, *J Carbohydr Chem.* **2014**, *33* (7-8), 347-367; c) P. H. Seeberger, *Chem. Soc. Rev.*, **2008**, *37*, 19-28; d) R. Pal, A. Das, N. Jayaraman, *Pure Appl. Chem.*, **2019**, *91* (9), 1451-1470; e) M. Panza, S. G. Pistorio, K. J. Stine, A. V. Demchenko, *Chem. Rev.* **2018**, *118*, 17, 8105-8150; f) M. M. Nielsen, C. M. Pedersen, *Chem. Rev.* **2018**, *118* (17), 8285-8358.
- a) C. Bucke *J. Chem. Tech. Biotechnol.* **1996**, *67*, 217-220; b) M. Benkoulouche, R. Fauré, M. Remaud-Siméon, C. Moulis, I. André, **2019**, *Interface Focus*, *9*, 20180069 ; c) G. Perugino, A. Trincone, M. Rossi, M. Moracci, *Trends Biotechnol.*, **2004**, *22*(1), 31-37 ; d) Y. Ichikawa, G. C. Look, C.-H. Wong, *Anal. Biochem.*, **1992**, *202* (2), 215-238 ; e) P. Monsan, F. Paul, *FEMS Microbiol. Rev.*, **1995**, *16* (2-3), 187-192 ; f) M. Filice, M. Marciello, *Curr. Org. Chem.*, **2013**, *17* (7), 701-718 ; g) T. Murata, T. Usui, *Biosci. Biotechnol. Biochem.*, **2006**, *70* (5), 1049-1059.
- a) Paul M. Simon, *Drug Discover. Today*, **1996**, *1* (12), 522-528; b) J. Rahkila, T. Saloranta, R. Leino, in *Biomass sugars for non-fuel applications*, chapter 6, **2015**, Print ISBN 978-1-78262-113-3; c) A. Matencio, F. Caldera, C. Cecone, J. Manuel López-Nicolás, F. Trotta, *Pharmaceuticals*, **2020**, *13*(10), 281.
- F. A. de Moura, F. T. Macagnan, L. P. da Silva, *Food Sci. Technol.*, **2015**, 275-281.
- P. Gullón, M. J. González-Muñoz, J. C. Parajó, *Bioresour. Technol.* **2011**, *102*, 6112-6119.
- a) F. M. Relvas, A. R. C. Morais, R. Bogel-Lukasik, *RSC Adv.* **2015**, *5*, 73935-73944; b) S. P. Magalhães da Silva, A. R. C. Morais, R. Bogel-Lukasik, *Green Chem.* **2014**, *16*, 238-246.
- a) S. M. Hick, C. Griebel, D. T. Restrepo, J.H. Truitt, E. J. Buker, C. Bylda, Richard G. Blair, *Green Chem.*, **2010**, *12*, 468-474; b) N. Meine, R. Rinaldi, F. Schüth, *ChemSusChem*, **2012**, *5*, 1449-1454; c) M. Källdström, N. Meine, C. Farès, F. Schüth, R. Rinaldi, *Green Chem.* **2014**, *16*, 3528-3538; d) F. Schüth, R. Rinaldi, N. Meine, M. Källdström, J. Hilgert, M. D. Kaufman Rechuski, *Catal. Today* **2014**, *234*, 24-30; e) M. Källdström, N. Meine, C. Farès, R. Rinaldi, F. Schüth, *Green Chem.* **2014**, *16*, 2454-2462; f) F. Boissou, N. Sayoud, K. De Oliveira Vigier, A. Barakat, S. Marinkovic, B. Estrine, F. Jérôme, *ChemSusChem* **2015**, *8* (19), 3263-3269 ; g) A. Karam, K. De Oliveira Vigier, S. Marinkovic, B. Estrine, C. Oldani, F. Jérôme, *ChemSusChem*, **2017**, *10* (18), 3604-3610 ; h) R. Schmidt, S. Fuhrmann, L. Wondraczek, A. Stolle, *Powder Technol.*, **2016**, *288*, 123-131.
- C. Loerbroks, R. Rinaldi, W. Thiel, *Chem. Eur. J.*, **2013**, *19* (48), 16282-16294.
- a) A. Karam, P. N. Amaniampong, J.-M. García Fernández, C. Oldani, S. Marinkovic, B. Estrine, K. De Oliveira Vigier, F. Jérôme, *Front. Chem.*, **2018**, *6*, 74; b) A. Shrotri, L. K. Lambert, A. Tanksale, J. Beltramini, *Green Chem.*, **2013**, *15*, 2761-2768.
- R. Abejón, *ChemEngineering* **2018**, *2*(1), 7.
- a) C. D. Pinales-Márquez, R. M. Rodríguez-Jasso, R. G. Araújo, A. Loredó-Treviño, D. Nabarlaz, B. Gullón, H. A. Ruiz, *Ind. Crops Prod.*, **2021**, *162*, 113274; b) L. Santibáñez, C. Henríquez, R. Corro-Tejeda, S. Bernal, B. Armijo, O. Salazar, *Carbohydr. Polym.*, **2021**, *251*, 117118; c) F. Peng, P. Peng, F. Xu, R.-C. Sun, *Biotechnol. Adv.*, **2012**, *30* (4), 879-903; d) C. C. de Mello Capetti, M. M. Vacilotto, A. N. G. Dabul, A. G. V. Sepulchro, V. O. A. Pellegrini, I. Polikarpov, *World J. Microbiol. Biotechnol.*, **2021**, *37*, 169; e) A. F. A. Carvalho, P. de Oliva Neto, D. F. da Silva, G. M. Pastore, *Food Res. Int.*, **2013**, *51* (1), 75-85.

- 16 Y. Chen, J. Shan, Y. Cao, X. Shena, C. Tang, M. Lia, W. Zhuang, C. Zhu, H. Ying, *Ind. Crops Prod.*, **2022**, 180, 114704.
- 17 D. da Silva Perez, V. Bigand, F.-Z. Belmokkadem, M. Chemin, P. Huber, F. Rataboul, C. Pinel, S. Grelier, H. Cramail, M. Petit-Conil in *Valorisation des hémicelluloses: Extraction et modifications chimiques*, *Chimie pour la transformation durable de la ressource lignocellulosique*, Chapter IV-3, pp71-117 (Ed. S. Tatjana), **2019**, Presses Universitaires de Bordeaux, Collection "Esprit des bois".
- 18 X. Yan, *J. AOAC Int.*, **2017**, 100(4), 1134-1136.
- 19 D Gérard , T Méline, M Muzard, M Deleu, R Plantier-Royon, C Rémond, *Carbohydr. Res.*, **2020**, 495, 108090.
- 20 a) D. S Dalpathado, H. Jiang, M. A Kater, H. Desaire, *Anal Bioanal Chem.* **2005**;381 (6):1130-7; b) J. C. Gildersleeve, O. Oyelaran, J. T. Simpson, B. Allred, *Bioconjug Chem.* **2008**, 19(7), 1485–1490.