



**HAL**  
open science

## Size-dependent response of the mussel collective behaviour to plastic leachates and predator cues

Marine Uguen, Sylvie M Gaudron, Katy R Nicastro, Gerardo I Zardi, Nicolas Spilmont, Laurent Seuront

### ► To cite this version:

Marine Uguen, Sylvie M Gaudron, Katy R Nicastro, Gerardo I Zardi, Nicolas Spilmont, et al.. Size-dependent response of the mussel collective behaviour to plastic leachates and predator cues. *Science of the Total Environment*, 2023, 888, pp.164037. 10.1016/j.scitotenv.2023.164037. hal-04271412

**HAL Id: hal-04271412**

**<https://hal.science/hal-04271412v1>**

Submitted on 6 Nov 2023

**HAL** is a multi-disciplinary open access archive for the deposit and dissemination of scientific research documents, whether they are published or not. The documents may come from teaching and research institutions in France or abroad, or from public or private research centers.

L'archive ouverte pluridisciplinaire **HAL**, est destinée au dépôt et à la diffusion de documents scientifiques de niveau recherche, publiés ou non, émanant des établissements d'enseignement et de recherche français ou étrangers, des laboratoires publics ou privés.

# Size-dependent response of the mussel collective behaviour to plastic leachates and predator cues

Marine Uguen<sup>1,\*</sup>, Sylvie M Gaudron<sup>1,2</sup>, Katy R Nicastro<sup>1,3,4</sup>, Gerardo I Zardi<sup>3,5</sup>,  
Nicolas Spilmont<sup>1</sup>, Laurent Seuront<sup>1,3,6</sup>

(1) Univ. Lille, CNRS, Univ. Littoral Côte d'Opale, IRD, UMR 8187, LOG, Laboratoire d'Océanologie et de Géosciences, Station marine de Wimereux, F-59000 Lille, France

(2) Sorbonne Université, UFR 927, F-75005 Paris, France

(3) Department of Zoology and Entomology, Rhodes University, Grahamstown, 6140 South Africa

(4) CCMAR–Centro de Ciências do Mar, CIMAR Laboratório Associado, Universidade do Algarve, Campus de Gambelas, Faro, 8005-139 Portugal

(5) Normandie Université, UNICAEN, Laboratoire Biologie des Organismes et Écosystèmes Aquatiques, UMR 8067 BOREA (CNRS, MNHN, UPMC, UCBN, IRD-207), CS 14032, 14000 Caen, France

(6) Department of Marine Resources and Energy, Tokyo University of Marine Science and Technology, 4-5-7 Konan, Minato-ku, Tokyo, 108-8477 Japan

\* Corresponding author: marine.uguen@univ-lille.fr

## Abstract

Both individual and collective anti-predator behaviours are essential for the survival of many species. This is particularly true for ecosystem engineers like intertidal mussels, which through their collective behaviour create new habitats for a range of organisms and biodiversity hotspots. However, contaminants may disrupt these behaviours and consequently indirectly affect exposure to predation risk at the population level. Among these, plastic litter is a major and ubiquitous contaminant of the marine environment. Here, we assessed the impact of microplastic (MP) leachates of the most produced plastic polymer, polypropylene (PlasticsEurope, 2022), at a high but locally relevant concentration (*i.e. ca.* 12 g L<sup>-1</sup>) on the collective behaviours and anti-predator responses of small and large *Mytilus edulis* mussels. Indeed, in contrast to large mussels, small ones reacted to MP leachates, showing a taxis towards conspecifics and stronger aggregations. All mussels reacted to the chemical cues of the predatory crab, *Hemigrapsus sanguineus*, but with two different collective anti-predator behaviours. Small mussels only showed a taxis towards conspecifics when exposed to predator cues. This response was also found in large ones with a tendency to form more strongly bound aggregations and an important activity reduction, *i.e.* they significantly delayed their time to start to form aggregations and decreased their gross distance. These anti-


34 predator behaviours were respectively inhibited and impaired in small and large mussels by  
 35 MP leachates. The observed collective behavioural changes are likely to reduce individual  
 36 fitness and may enhance predation risk, especially for small mussels, that are *H. sanguineus*  
 37 favourite preys. Given their key role as ecosystem engineers, our observations suggest that  
 38 plastic pollution is likely to have implication on *M. edulis* at the species level, but also  
 39 enhancing a cascading effect towards a higher level of organisation such as population,  
 40 community and ultimately structure and function of intertidal ecosystem.

41 **Keywords**

42 *Risk of predation, toxicity, clumping behaviour, blue mussel, plastic leachate, pollution*

43

44 **Graphical Abstract**



45

46

47 **1. Introduction**

48 Ecosystems are strongly influenced by prey-predator interactions (Barbosa and  
 49 Castellanos, 2005; Belgrad and Griffen, 2016; Lima and Dill, 1990). Predation exerts a strong  
 50 selective pressure on prey, leading to the evolution of numerous anti-predator adaptations  
 51 (Barbosa and Castellanos, 2005; Dawkins et al., 1979; Lima and Dill, 1990). Prey survival  
 52 success is generally linked to the early detection of the predator (Ferrari et al., 2010) which, in  
 53 the marine environment, is mainly driven by chemical signals (Zimmer and Butman, 2000).

54 Once a predator is detected, prey survival can be optimised by minimising predator encounter  
55 and attack success probabilities through gregarious behaviours and various forms of collective  
56 dynamics (Hamilton, 1971; Lehtonen and Jaatinen, 2016; Miller, 1922; Rubenstein, 1978).

57 Mussels are gregarious keystone organisms as their ability to move, aggregate and  
58 attach to substrate and to conspecifics using proteogenic filaments (*i.e.*, the byssus; Schneider  
59 et al., 2005) lead to the creation of biodiversity hotspots through the formation of biogenic  
60 habitats with relatively stable abiotic conditions (Borthagaray and Carranza, 2007;  
61 Buschbaum et al., 2009; Reise, 2002; Smaal et al., 2019). Mussels are able to detect,  
62 discriminate and adapt to different predator cues either individually (Côté, 1995; Uguen et al.,  
63 2022) or collectively, e.g. through an increase in their aggregation behaviour (Côté and  
64 Jelnikar, 1999; Kobak et al., 2010; Kong et al., 2019; Nicastro et al., 2007; Reimer and  
65 Tedengren, 1997) although some studies do not report changes in maximum aggregation  
66 (Commito et al., 2016; Kong et al., 2019; Nicastro et al., 2007). In addition, mussel  
67 displacement (Toomey et al., 2002), attachment strength (Garner and Litvaitis, 2013) and  
68 predation risk (Brousseau et al., 2001; DeGraaf and Tyrrell, 2004) change over their benthic  
69 lifetime potentially driven by the size — hence the age — of individuals.

70 Critically, individual and collective behaviours based on chemical communication can  
71 be hindered by environmental pollutants (*e.g.* Atchison et al., 1987; Fleeger et al., 2003;  
72 Lüring and Scheffer, 2007), and plastics are no exception (*e.g.* Mannering, 2021; Rondoni et  
73 al., 2021; Shi et al., 2021; Uguen et al., 2022). This chemically diverse group of synthetic  
74 polymer-based materials is one of the most ubiquitous sources of contamination and pollution  
75 of the Anthropocene (Bergmann et al., 2015; Issifu and Sumaila, 2020; Jambeck et al., 2015)  
76 and its deleterious effects on wildlife are now widely recognised (Bucci et al., 2020; Cole et  
77 al., 2011; Derraik, 2002). While plastic physical and mechanical consequences have been far  
78 more studied, their typically far more pernicious chemical effects have received much less

79 attention (Delaeter et al., 2022; Seuront et al., 2022). Indeed, various additives are generally  
80 added to plastic polymers to improve their performances, *e.g.* flexibility, hardness, thermo-  
81 resistance or flammable retardance (Delaeter et al., 2022; Thevenon et al., 2015). Overall,  
82 more than 6,000 different additives are used in plastic production, and the amount of additives  
83 is estimated to reach 2,000 Mt produced by 2050 (Aurisano et al., 2021; Geyer et al., 2017).  
84 The leaching into the aquatic environment and the toxicity of these additives are influenced  
85 by the plastic itself (*e.g.* polymer type, shape, size, weathering), the nature of additives (*e.g.*  
86 types, concentration) and the environmental condition (*e.g.* pH, salinity, temperature; Costa et  
87 al., 2023; Sridharan et al., 2022).

88         Leachates of plastic cause adverse effects on mussels at different levels from  
89 subcellular and cellular impairments to individual level with notable disturbances on fitness,  
90 cell, embryogenic development and behaviour, which could have repercussions at the  
91 community level (Capolupo et al., 2021, 2020; Gandara e Silva et al., 2016; Seuront et al.,  
92 2021; Trestrail et al., 2020; Uguen et al., 2022). Specifically, the blue mussel (*Mytilus edulis*)  
93 behaviour has been shown to be impacted by microplastic (*i.e.* plastic items smaller than 5  
94 mm; MP) leachates (Seuront et al., 2021; Uguen et al., 2022). Indeed, *M. edulis* exposed to  
95 polypropylene MP leachates (20 mL of MPs L<sup>-1</sup>, incubation = 24 h) during 8 h showed a  
96 change in their collective behaviour with an increase in maximum aggregation, aggregation  
97 speed and distance travelled (Seuront et al., 2021). At the individual level, *M. edulis* exposed  
98 during 1h30 to polypropylene MP leachates (0.16 – 1.6 mL of MPs L<sup>-1</sup>; incubation = 24 h)  
99 showed a decrease in their motility and anti-predator behaviour (Uguen et al., 2022).  
100 However, to the best of our knowledge, the impact of MP leachates on the collective anti-  
101 predator behaviour (*e.g.* the ability and celerity to form aggregates) of this keystone engineer  
102 species remains unknown.

103 In this context, we tested the hypotheses that (i) the two different sizes of the blue  
104 mussel, *Mytilus edulis*, showed a collective response to exposure to cues from their local  
105 predator, and (ii) that their potential collective anti-predator behaviours were impaired by MP  
106 leachates, as shown at the individual level in previous studies (*i.e.* in *Littorina littorea*,  
107 Seuront, 2018, and in small *M. edulis*, Uguen et al., 2022). To test these hypotheses, we  
108 quantified their collective behavioural responses following an exposure to cues from the local  
109 dominant predatory crab *Hemigrapsus sanguineus*. We subsequently inferred whether  
110 leachates from virgin MP polypropylene pellets affected their collective anti-predator  
111 behavioural responses.

112

## 113 2. Material and Methods

### 114 2.1. Study organism

115 The blue mussel, *M. edulis*, was used as model species due to its ecological and  
116 economical importance in coastal intertidal environment. Indeed, as bioengineering species,  
117 mussels form dense and dynamic beds that enhance local biodiversity (Borthagaray and  
118 Carranza, 2007; Buschbaum et al., 2009). **In addition, mussels also** also hold significant  
119 economic value, with their production accounting for one-third of European Union  
120 aquaculture production (Avdelas et al., 2021). Thus, *Mytilus edulis* individuals were collected  
121 in March 2022 from an intertidal rocky reef, the Pointe aux Oies (Wimereux, France;  
122 50°47'08.3"N, 1°36'03.9"E), located along the French coasts of the eastern English Channel.  
123 Two different sizes were considered, *i.e.* small mussels (shell length: 1.5 – 2.5 cm, n = 360) as  
124 *Hemigrapsus sanguineus*'s preferred prey (Brousseau et al., 2001) and large mussels (shell  
125 length: 4.0 – 5.0 cm, n = 360) as commercial mussels (*i.e.* > 4 cm; Seuront et al., 2019).  
126 Mussels from both different sizes were acclimated in the laboratory in distinct 85 L tanks

127 filled with aerated running natural seawater representative of in situ conditions ( $T = 12^{\circ}\text{C}$ ,  $S =$   
128  $33\text{‰}$ ) for 24 h under a natural 12:12 h light-dark cycle before the behavioural assays took  
129 place; an acclimation time typically used in a range of studies on mussel, *e.g.* Auguste et al.,  
130 2020; Balbi et al., 2017; Seuront et al., 2021; Uguen et al., 2022). Adult individuals of the  
131 Asian shore crab (*Hemigrapsus sanguineus*,  $n = 144$ ,  $2.1 \pm 0.3$  cm in carapace width), one of  
132 the dominant mussel predators on rocky shores where this species is now well established  
133 (DeGraaf and Tyrrell, 2004; Enderlein et al., 2003; Rolet et al., 2020) were sampled at the  
134 same location as the mussels, sorted by sex and acclimated separately in 85 L tanks filled with  
135 running aerated natural seawater ( $T = 12^{\circ}\text{C}$ ,  $S = 33\text{‰}$ ) for 2 days. The acclimation period of  
136 48 h was chosen following Uguen et al. (2022) to stimulate predator-induced alarm response  
137 by feeding them *ad libitum* with mussels and food consumption was enhanced by keeping  
138 them in darkness (Spilmont et al., 2015; Uguen et al., 2022). To feed the crabs, mussels were  
139 crushed with a natural stone purposely chosen to avoid the use of metal objects and the  
140 potentially confounding effect of contamination from metal ions (Commito et al., 2016).

141

## 142 **2.2. Treatment preparation**

143 The microplastic (MP) leachate treatment was prepared using commercially available  
144 virgin polypropylene (PP) pellets. PP is the most produced polymer type worldwide with  
145 19.3% of the world plastic production (data from 2021; PlasticsEurope, 2022). The virgin PP  
146 non-uniform microbeads used (white colour,  $4.04 \pm 0.60$  mm longest dimension measured on  
147 a sample of 50 particles; Pemmiproductions, Aachen, Germany; for a picture see Supplementary  
148 Material, S1) were incubated during 24 h in aerated natural unfiltered seawater at a relatively  
149 high but locally realistic concentration (Seuront, 2018), *i.e.* 12 g of pellets per litre (20 mL of  
150 MPs per L which after counting is equivalent to  $404 \pm 40$  MPs per L). Indeed, plastic pellets

151 pollution is estimated as ca. 17,000 – 165,000 tons per year in Europe (Hann et al., 2018).  
152 Plastic pellet transport accidents are frequent. For instance, in 2016 at the study site used in  
153 our study a tank-truck lost 8 tons of plastic pellets, leading to high contamination of the  
154 coastline even many years after the accident (Gravier and Haut, 2020). Marine organisms may  
155 even experience more extreme concentrations, such as seen in Sri Lanka with up to 85 g of  
156 pellets per kg of sediment after the spill-over at sea of containers carrying 78 tonnes of plastic  
157 pellet in 2021 (Jayathilaka et al., 2022). To study the response of mussels to chemical cues  
158 from their predator, a solution of crab cues was used. Crabs were not placed directly in the  
159 arena to avoid water movement which could cause mussel rheotactic behaviour (*i.e.*  
160 movement towards or away from the water flow). Thus, the crab cue treatment was prepared  
161 by adding 3 males and 3 females into 1 L of aerated unfiltered seawater for a 24 h period  
162 (Uguen et al., 2022). To prepare the mixed treatment (*i.e.* crab cues + MP leachates), 6 males  
163 and 6 females were placed into 1 L of aerated unfiltered seawater for a 24 h period. This  
164 doubled crab solution was then mixed at a 1:1 ratio with a double MP leachate solution  
165 prepared as above but at a concentration of 24 g of pellets per litre in order to obtain a final  
166 concentration comparable to MP leachates and crab cues single stress (Seuront, 2018). The  
167 seawater used was pumped directly from the collection site and was not filtered in order to  
168 mimic the conditions encountered by our experimental mussels *in situ* and during their  
169 acclimation period, and to avoid generated any additional stress to the mussels due to a lack of  
170 phytoplankton.

171 The additive content of the polypropylene pellets was analysed with a pyrolysis  
172 analysis coupled to a gas chromatography and a high-resolution spectrometer as described in a  
173 previous study (Uguen et al., 2022) before and after their 24h-incubation, for more details on  
174 the method used, see Supplementary Material, S2A. The additives identified were: 3  
175 brominated flame retardants, 6 phosphorus flame retardants, 5 antioxidants, 13 plasticisers.



176 Specifically, the additives the most released were (i) phthalate plasticisers, as Diisononyl  
177 phthalate (DINP) Diisoheptyl phthalate (DIHP), Diisodecyl phthalate (DIDP), Diisononyl  
178 hexahydrophthalate (DINCH), Benzylbutyl phthalates (BBP) and in a lesser extent, Diethyl  
179 phthalate (DEP) and Dibutyl phthalate (DBP); (ii) the antioxidants: nonylphenol (NPs) and  
180 nonylphenol monoethoxylate (NP10E); and (iii) the phosphorus flame retardants: tributyl  
181 phosphate (TBP) and Tris(2-Chloroisopropyl)phosphate (TCPP; Supplementary Material,  
182 S2B).

### 183 **2.3. Experimental design**

184 For the two different sizes, mussels ( $n = 15$ ) were placed in 22 cm diameter  $\times$  5 cm  
185 high glass arenas with smooth, featureless transparent surfaces under static conditions to  
186 avoid passive movements of mussels by water currents (Commito et al., 2016, 2014; Nicastro  
187 et al., 2007). Each arena was filled with either 1 L of control or treatment seawater (Crab  
188 cues, MP leachates and Crab cues + MP leachates) and the experiment started once the  
189 mussels were placed in these arenas, *i.e.* directly after the arena has been filled. Note that  
190 before being used to fill the arenas, all treatments were sieved to ensure that no crab or plastic  
191 particles were present in the solutions.

192 Following Seuront et al. (2021), mussels were placed, around 1 body size from each  
193 other, in concentric circles on their right anterior part, the narrow end facing the centre of the  
194 arena (for more details on experimental design see Supplementary Material, S3). Each  
195 individual mussel was only used once, prior to the experiment, byssus threads were carefully  
196 cut with a pair of scissors to separate the mussels from each other and to allow mussels to  
197 establish primary byssus attachment (Kong et al., 2019; Nicastro et al., 2007). A previous  
198 study showed that the typical time needed by *M. edulis* to reach a steady-state in their

199 aggregation rate is in the first 2 h of the experiment (Seuront et al., 2021), thus the experiment  
200 was run for 2 h.

201 This behavioural experiment was performed on the same day with 6 replicates per  
202 treatment for each of the two different sizes at the natural temperature experienced by  
203 organisms during this season, *i.e.* 12°C, in a temperature-controlled room under constant  
204 conditions of dim cold light illumination and in the absence of any acoustic or mechanical  
205 disturbance. Video recording started immediately after all mussels were placed in the arena at  
206 a rate of 1 frame per min for 2 h using a GoPro camera (GoPro HERO8 Black, GoPro Inc.,  
207 San Mateo, California, USA; see Supplementary Material, S4; S5 for examples) placed 40 cm  
208 above the experimental arena.

209

## 210 **2.4. Behavioural variables**

211 Mussels were visually classified as either solitary or aggregated, *i.e.* two or more  
212 mussels with their shells in direct physical contact (Seuront et al., 2021). Aggregation  
213 behaviour was quantified at 5 min intervals as the proportion (%) of mussels actively forming  
214 aggregates (Seuront et al., 2021). Additionally, three parameters were used to quantitatively  
215 assess the aggregation dynamics: the starting time (*i.e.* the time needed to form the first  
216 aggregation within an arena),  $A_{\max}$  (%; *i.e.* the maximal proportion of aggregation) and  $k$  (min;  
217 *i.e.*, the time when the proportion of aggregation was half the maximum value;  $A(t) = A_{\max}/2$ ).  
218 Indeed, once the first aggregation was formed, the proportion of aggregated mussels as a  
219 function of time was fitted with a nonlinear Michaelis-Menten type equation as  $A(t) = A_{\max}t/(k$   
220  $+ t)$  (Seuront et al., 2021). For each replicate, the non-linear least-squares method was used to  
221 estimate  $A_{\max}$  and  $k$  in order to maximise the coefficient of determination  $r^2$  and to minimise

222 the sum of squared residuals among empirical data. In the rare cases when the model  
223 indicated an  $A_{\max}$  higher than 100 % ( $n = 4$ ; 8% of the total), the model was manually forced  
224 to the maximum aggregation observed. In addition, the arenas were virtually grid-lined on the  
225 computer in order to calculate the cluster score at the end of the experiment. This index was  
226 calculated, as the maximum number of mussels positioned in a given quadrat divided by the  
227 overall number of quadrats they occupied; see *e.g.* Collins et al. (2011), da Costa Araújo and  
228 Malafaia (2021), de Faria et al. (2018), Freitas et al. (2023) and Guimarães et al. (2023) for  
229 further details and Supplementary Material, S6, for an illustration of the method used.

230 For each treatment and for each arena, the average gross distance (*i.e.* the total  
231 distance covered by the mussel between its initial and final position), the average net distance  
232 (*i.e.* the distance between its initial and final position) and the average confinement index (*i.e.*  
233 the ratio between net distance and gross distance) were measured using the TrackMate plugin  
234 of ImageJ (Tinevez et al., 2017). Additionally, for each arena, the total byssus thread  
235 production was assessed by counting the number of byssal threads attached to the substratum  
236 or to conspecifics at the end of the 2 h experiment.

237 Finally, we assessed the taxis towards conspecifics (*i.e.* attraction) through the  
238 presence of a significant positive correlation between the maximum aggregation ( $A_{\max}$ ) and  
239 the distance (gross or net; for a schematic representation, see Supplementary Material, S7).  
240 The aggregation strength was subsequently assessed through the presence of a significant  
241 positive correlation between byssus thread production and  $A_{\max}$ , *i.e.* the more the mussels  
242 aggregate, the greater the number of byssal threads produced, which suggests a strong  
243 collective binding force (for a schematic representation, see Supplementary Material, S8).

244

## 245 **2.5. Statistical analyses**

246 As the sample sizes were small ( $n = 6$ ) the use of non-parametric tests is highly  
247 recommended (Abdulazeez, 2014; Gibbons and Fielden, 1993; Hoskin, 2012). The normality  
248 (Shapiro's test) and heterogeneity of variances (Levene's test) results are given in the  
249 Supplementary Material, S9 and S13. Significance levels were set at  $p < 0.05$ . All statistical  
250 analyses were performed using the software R Core Team (2022).

251 First, to infer the effect of treatments on the behaviour of the mussel, a series of  
252 Kruskal-Wallis test (KW test hereafter) were performed for each of the two different sizes  
253 with treatment as factor (4 levels: Control, MP leachates, Crab cues, Crab cues + MP  
254 leachates) and the different behaviours as dependant variables (Starting time, Gross and Net  
255 distances, Confinement index, Byssus, Amax, k, Cluster score). This test was followed by a  
256 Conover test with Holm's correction to identify distinct groups of measurements (Conover's  
257 test hereafter; Dolgun and Demirhan, 2017). Secondly, to detect the presence of an attraction  
258 between conspecifics, and aggregation strength, a series of Pearson correlation tests were  
259 performed between behavioural variables for each treatment and each size. Finally, to test the  
260 effect of size (small and large) a series Wilcoxon-Mann-Whitney test with continuity  
261 correction were used for each behavioural variable (WMW test hereafter; Zar, 1999), except  
262 the cluster score to avoid a bias as the same quadrat size was used for both small and large  
263 mussels (Supplementary Material, S6).

264

## 265 **3. Results**

266 Treatment had a significant effect on the starting time (KW test,  $H = 17.22$ ,  $df = 3$ ,  $p =$   
267  $0.0006$ ) and gross distance (KW test,  $H = 8.61$ ,  $df = 3$ ,  $p = 0.035$ ) in large mussels but not in

268 small ones (*i.e.* starting time: KW test,  $H = 3.42$ ,  $df = 3$ ,  $p = 0.33$ ; gross distance: KW test,  $H$   
269  $= 3.77$ ,  $df = 3$ ,  $p = 0.29$ ; Supplementary Material S9). No significant effect between different  
270 treatments (control; MP leachates; crab cues; mixture of crab cues and MP leachates) was  
271 found in both small and large mussels: net distance (KW test,  $H = 4.67$ ,  $df = 3$ ,  $p = 0.20$ ;  $H =$   
272  $5.17$ ,  $df = 3$ ,  $p = 0.16$ , respectively), confinement index (KW test,  $H = 1.79$ ,  $df = 3$ ,  $p = 0.62$ ;  $H =$   
273  $3.04$ ,  $df = 3$ ,  $p = 0.38$ , respectively), byssus thread production (KW test,  $H = 5.70$ ,  $df = 3$ ,  $p$   
274  $= 0.13$ ;  $H = 5.84$ ,  $df = 3$ ,  $p = 0.12$ , respectively; Supplementary Material, S10), maximum  
275 aggregation ( $A_{\max}$ ; KW test,  $H = 1.96$ ,  $df = 3$ ,  $p = 0.58$ ;  $H = 4.85$ ,  $df = 3$ ,  $p = 0.183$ ,  
276 respectively), aggregation speed ( $k$ ; KW test,  $H = 3.14$ ,  $df = 3$ ,  $p = 0.37$ ;  $H = 0.45$ ,  $df = 3$ ,  $p =$   
277  $0.93$ , respectively) and cluster score (KW test,  $H = 3.10$ ,  $df = 3$ ,  $p = 0.38$ ;  $H = 0.74$ ,  $df = 3$ ,  $p$   
278  $= 0.86$ , respectively; Supplementary Material S9).

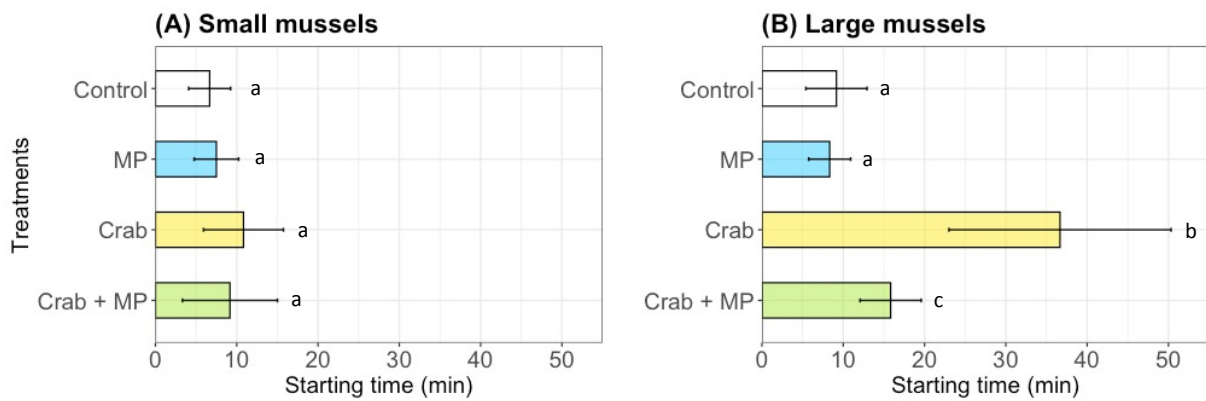
279

### 280 **3.1. Behavioural effect of microplastic leachates**

281 Treatment had a significant effect on both the starting time (KW test,  $H = 17.22$ ,  $df =$   
282  $3$ ,  $p = 0.0006$ ) and the gross distance of large mussels (KW test,  $H = 8.61$ ,  $df = 3$ ,  $p = 0.035$ )  
283 (Supplementary Material, S9). In addition, the starting time and gross distance of large  
284 mussels bathed with MP leachates were not significantly different from those from control  
285 treatment (Conover's test,  $p = 0.62$  and  $p = 1.00$ , respectively; Fig. 1B and 2B; Supplementary  
286 Material, S9). In contrast to large ones, small mussels showed both an attraction to  
287 conspecifics and a greater aggregation strength in the MP leachate treatment compared to the  
288 control treatment (Supplementary Materials, S11, S12). Specifically, when small mussels  
289 were exposed to MP leachates,  $A_{\max}$  was significantly positively correlated with the number of  
290 byssal threads ( $p = 0.009$ ). This result indicates that when small mussels aggregated, they  
291 have produced more byssus threads, *i.e.* they attached more to conspecifics in MP leachate

292 treatments. In addition,  $A_{\max}$  was also significantly positively correlated with the gross and net  
 293 distances ( $p = 0.014$  and  $p = 0.012$ , respectively), indicating that when (net and gross)  
 294 distances increased, maximum aggregation increased. Thus, small mussels showed directional  
 295 movements to conspecifics in MP leachate treatments.

296

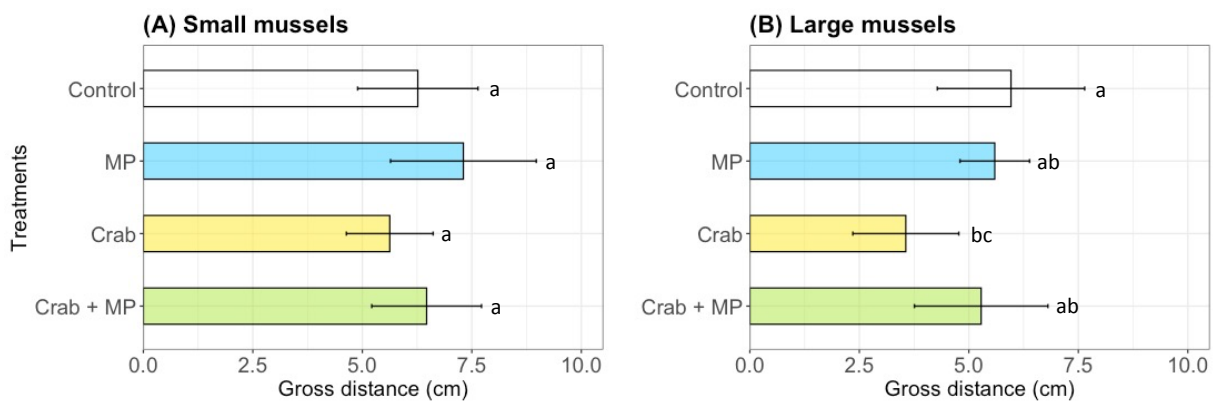


297

298 **Figure 1:** Starting time in minutes (min; mean  $\pm$  SD) taken by (A) small and (B) large mussels to form  
 299 the first aggregation in control seawater (white;  $n = 6$ ), MP leachates (blue;  $n = 6$ ), crab cues (yellow;  
 300  $n = 6$ ), and 1 : 1 MP leachates and crab cues treatment mixture (green;  $n = 6$ ). Letters depict significant  
 301 differences ( $p < 0.05$ ; Conover's test) among treatments.

302

303



304

305 **Figure 2:** Gross distance in centimetres (cm; mean  $\pm$  SD) travelled by (A) small and (B) large mussels  
 306 in control seawater (white;  $n = 6$ ), MP leachates (blue;  $n = 6$ ), crab cues (yellow;  $n = 6$ ), and 1 : 1 MP  
 307 leachates and crab cues treatment mixture (green;  $n = 6$ ). Letters depict significant differences ( $p <$   
 308  $0.05$ ; Conover's test) among treatments.

309

### 310 **3.2. Behavioural effect of crab cues**

311 *Hemigrapsus sanguineus* cues had a significant size-specific effect on the collective  
312 behaviour of the blue mussel *Mytilus edulis* (Figs. 1 & 2; Supplementary Material S9). For  
313 large mussels, crab cue treatment had a significant effect on starting time (KW test,  $H =$   
314  $17.22$ ,  $df = 3$ ,  $p = 0.0006$ ) and gross distance (KW test,  $H = 8.61$ ,  $df = 3$ ,  $p = 0.035$ ). In  
315 particular, when exposed to crab cues, the time needed by large mussels to form the first  
316 aggregation was highly significantly longer (*i.e.* 4-fold) than in the control treatment  
317 (Conover's test,  $p = 2.4 \times 10^{-5}$ ; Fig. 1B). Similarly, the average mussel gross distance was  
318 significantly lower (*ca.* 2-fold) than in the control treatment (Conover's test,  $p = 0.035$ ; Fig.  
319 2B). In contrast to observations conducted in control seawater, large mussels exposed to crab  
320 cues exhibited a taxis towards conspecifics, as shown by the significant positive linear  
321 correlations between both gross and net distances with  $A_{\max}$  ( $p = 0.020$  and  $p = 0.023$ ;  
322 Supplementary Material S12). Finally, the observed significant positive linear correlation  
323 between  $A_{\max}$  and byssus thread production ( $p = 0.013$ ; Supplementary Material S12), is  
324 indicative of a greater aggregation strength in the presence of crab cues compared to control  
325 seawater. Small mussels, in agreement to observations conducted on large mussels, exhibited  
326 a significant ( $p = 0.028$ ; Supplementary Material S11) positive linear correlation between the  
327 gross distance and  $A_{\max}$ , thus a taxis behaviour towards conspecifics when exposed to crab  
328 cues compared to control treatment.

329

### 330 **3.3. Behavioural effect of a microplastic leachate - crab cue mixture**

331 When exposed to a mixture of crab cues and MP leachates, large mussels showed  
332 weaker behavioural responses than after an exposure to crab cues alone (Figs. 1B & 2B).

333 Specifically, though large mussels showed a highly significantly longer starting time than in  
334 control seawater and MP leachates (Conover's test,  $p = 0.0066$  and  $p = 0.0027$  respectively;  
335 Fig. 1B), they were highly significantly slower (*c.a.* 2.3-fold) to form the first aggregate than  
336 when exposed to crab cues alone (Conover's test,  $p = 0.028$ ; Fig. 1B). In contrast, although  
337 the gross distance increased 1.5-fold when exposed to a mixture of crab cues and MP  
338 leachates compared to crab cues alone, this treatment did not significantly differ from all other  
339 treatments, *i.e.* control, MP leachate, crab cue treatments (Conover's test,  $p = 1.00$ ,  $p = 1.00$   
340 and  $p = 0.115$  respectively; Fig. 2B). Finally, when exposed to a mixture of crab cues and MP  
341 leachates, large mussels showed a weaker taxis behaviour towards conspecifics (only one  
342 significant correlation was found: between net distance and  $A_{\max}$ ;  $p = 0.023$ ; Supplementary  
343 Material S12) and a loss in aggregation strength compared to mussels exposed to crab cues.  
344 For small mussels, an exposition to a mixture of crab cues and MP leachates leads to a loss in  
345 their taxis behaviour towards conspecifics that was observed when exposed to crab cue alone.

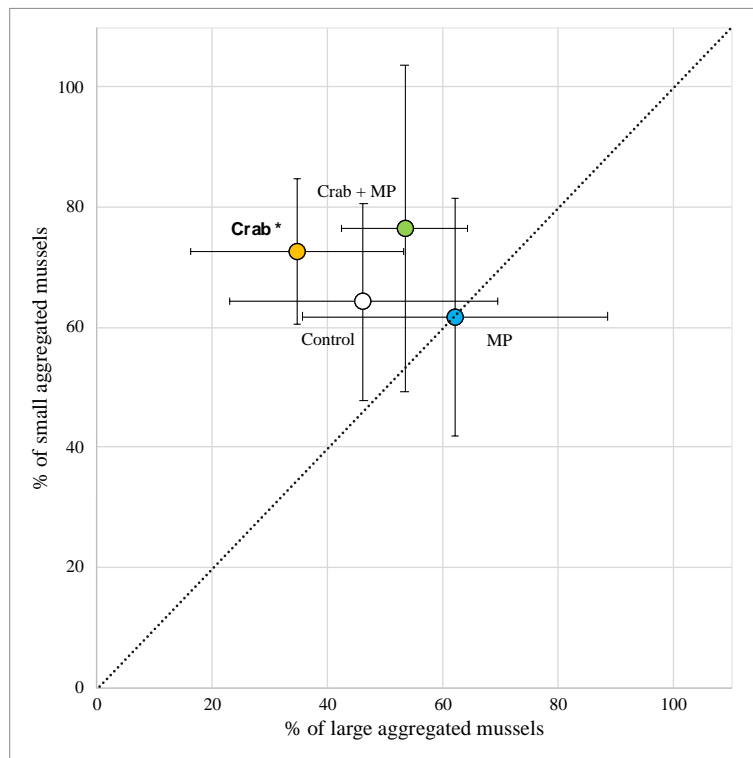
346

#### 347 **3.4. Large vs. small mussel behaviour**

348 Although in the control, none of the behavioural variables considered significantly  
349 differed between large and small mussels (WMW test, Supplementary Material, S13), this  
350 was not the case for the other treatments. When exposed to crab cues, large mussels covered  
351 significantly lower gross and net distances than small ones (*i.e.*  $3.56 \pm 1.21$  vs.  $5.63 \pm 0.99$  cm  
352 for gross distance and  $0.80 \pm 0.28$  cm vs.  $1.37 \pm 0.34$  cm for net distance; WMW test,  $p =$   
353  $0.013$  and  $p = 0.020$ , respectively; Figs. 2 & 4; Supplementary Material S13). For the same  
354 treatment, large mussels compared to small ones also significantly delay their starting time  
355 ( $36.67 \pm 13.66$  vs.  $10.83 \pm 4.92$  min; WMW test,  $p = 0.007$ ; Fig. 1) to aggregate and, reached  
356 a significantly lower maximum aggregation ( $A_{\max}$ :  $34.74 \pm 12.08\%$  vs.  $72.63 \pm 18.54\%$ ;

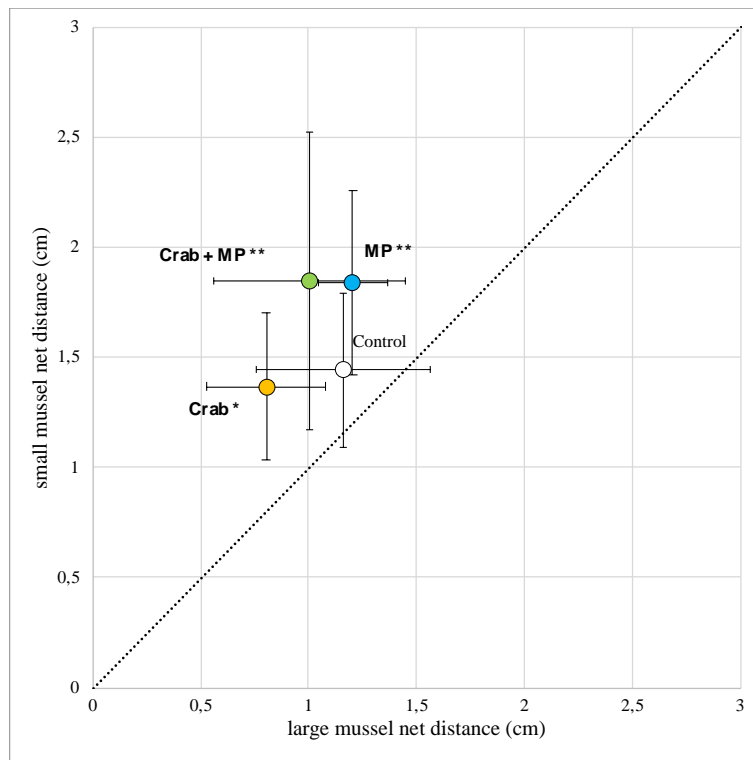


357 WMW test:  $p = 0.02$ ; Fig. 3; Supplementary Material S13). Moreover, small mussels covered  
 358 significantly more net distances than large ones when exposed to MP leachates ( $1.84 \pm 0.42$   
 359 cm vs.  $1.21 \pm 0.16$  cm; WMW test:  $p = 0.008$ ) and to the mixture of MP leachates and crab  
 360 cues ( $1.85 \pm 0.67$  cm vs.  $1.01 \pm 0.45$  cm; WMW test:  $p = 0.008$ ; Fig. 4; Supplementary  
 361 Material S13).  
 362



363  
 364 **Figure 3:** Maximal proportion of aggregation ( $A_{max}$ ; %) at the end of the 2 h experiment for small and  
 365 large *Mytilus edulis* in control seawater (white), MP leachates (blue), crab cues (yellow) and 1 : 1 MP  
 366 leachates and crab cues mixture (green). Treatment name in bold indicates the presence of significant  
 367 differences between small and large mussels (\*:  $p < 0.05$ ; Wilcoxon-Mann-Whitney test). The dotted  
 368 line is the first bissectrix, *i.e.*, % of small aggregated mussels = % of large aggregated mussels, and the  
 369 error bars are the standard deviations. Thus, the further the points (treatments) are from the first  
 370 bissectrix (dotted line), the more the behavioural response differs between large and small mussels.  
 371

372



373

374 **Figure 4:** Net distance (cm) travelled by small and large *Mytilus edulis* in control seawater (white),  
 375 MP leachates (blue), crab cues (yellow) and 1 : 1 MP leachate and crab cue treatment mixture (green).  
 376 Treatment names in bold indicate the presence of significant differences between small and large  
 377 mussels (\*:  $p < 0.05$ ; \*\*:  $p < 0.01$ ; Wilcoxon-Mann-Whitney test). The dotted line is the first  
 378 bissectrix, *i.e.*, small mussel net distance = large mussel net distance, and the error bars are the  
 379 standard deviations. Thus, the further the points (treatments) are from the first bissectrix (dotted line),  
 380 the more the behavioural response differs between large and small mussels.

381

382

383

#### 384 4. Discussion

##### 385 4.1. Microplastic leachates affect only the collective behaviour of small mussels

386 Exposure to leachates of virgin polypropylene MP pellets did not affect the collective  
 387 behaviour of large mussels. In contrast, small mussels were sensitive to these MP leachates. In  
 388 particular, their movements were more directional, they showed signs of taxis towards  
 389 conspecifics and also a greater aggregation strength than under control conditions.  
 390 Additionally, small mussels travelled a greater net distance than large ones when exposed to  
 391 MP leachates. Noticeably, the absence of taxis behaviour towards conspecifics found in the  
 392 control experiment suggests that even if mussels can detect each other (de Vooy, 2003), they

393 do not have particular benefits (*e.g.* reproduction, anti-predator behaviour, protection against  
394 storm) to move towards their conspecifics and increased their aggregation strength in the  
395 control at this time of the year (March – relatively calm weather, no reproduction). However,  
396 the presence of stress, such as here MP leachates, may increase mussel cooperation  
397 (aggregation and attachment to neighbours; de Jager et al., 2017). The aggregation strength, a  
398 cooperative behaviour which provides a mutual protection by increasing the number of byssus  
399 threads produced according to the number of neighbours, found here in small mussels when  
400 exposed to MP leachates is consistent with the finding of de Jager et al. (2017) which showed  
401 an increase of this parameter in stressful conditions. In contrast, no byssal alteration  
402 production nor aggregation strength in large mussels were altered, Seuront et al., (2021) also  
403 found no effect of MP leachates on byssal production in large (3 – 4 cm) *M. edulis*. Although  
404 MP leachates do not appear to affect large *M. edulis* byssal thread production, mechanical  
405 byssal thread characteristics may be altered, *e.g.* adhesion strength, as shown in another  
406 mussel species (*Mytilus coruscus*) when exposed to MP particles (Shang et al., 2021).

407         The overall lack of response from large mussels when exposed to MP leachates  
408 compared to small ones can be interpreted as a difference in chemical sensitivity which can be  
409 due to a dilution by growth (Jager, 2013). Indeed, an exposure to the same concentration of  
410 contaminant leads to a higher internal concentration of contaminant in smaller organisms than  
411 in larger ones, the latter having a larger volume, the contaminant will be more strongly diluted  
412 in its body than in smaller organisms (Jager, 2013). Thus, the threshold concentration of MP  
413 leachates to induce a behavioural response in mussel could be reached here in small *M. edulis*  
414 but not in larger ones with the concentration used in this study, *i.e.* 12 g of virgin  
415 polypropylene pellets per litre. Size is well documented to affect the response to pollutants,  
416 with evidence for a greater sensitivity to pollutants in smaller individuals in various taxa (*e.g.*,  
417 Alonso et al., 2010; Coeurdassier et al., 2004; Kiffney and Clements, 1996; Luan et al., 2019;

418 Orr et al., 2022). This highlights the importance of the selected life stage to assess ecological  
419 risk of a contaminant.

420

421 No differences were found for the two mussel sizes in the maximum aggregation  
422 between the control and the MP leachate treatments, despite the observed attraction behaviour  
423 of small mussels towards conspecifics. This is in contradiction with previous observations  
424 conducted on *M. edulis* in the 3 – 4 cm size range, which significantly increased their  
425 maximum aggregation when exposed to polypropylene leachates (Seuront et al., 2021). The  
426 significant differences observed between the seasons when the experiments took place (*i.e.*  
427 October 2018 *vs.* March 2021), in our study and previous work may, however, partially  
428 explain this discrepancy. Indeed, the existing differences in experimental thermal conditions,  
429 *i.e.* 12°C for our experiment in March 2021 and 18°C for Seuront et al. (2021) experiment  
430 conducted in October 2018, and also thermal history, the French coasts of the eastern English  
431 Channel suffered a heat wave in August 2018 that led to *M. edulis* mass mortality (Seuront et  
432 al., 2019) may have contributed to weaken the mussels, making them more sensitive in their  
433 study compared to ours. In addition to these thermal differences, the discrepancies between  
434 our studies may also be related to the mussel reproductive stages. Indeed, *M. edulis* spawning  
435 events at the study site typically take place continuously from May to September (Uguen et  
436 al., unpublished data), our study takes place before the onset of spawning events (March) and  
437 Seuront et al. (2021) study after it (October). *M. edulis* reproduction is energetically costly  
438 (Bayne et al., 1983) and after spawning *M. edulis* energetic reserves are low which make them  
439 less resistant to stress (Tremblay et al., 1998). Thus, post-spawning weakness may also be  
440 responsible for a higher sensitivity to MP leachates contaminants found in the study by  
441 Seuront et al. (2021) compared to ours. The sensitivity of *M. edulis* to microplastic-borne  
442 pollutants might be much more complex than previously thought, highlighting the need for

443 further work to understand the impacts of reproductive stages and heat stress on the mussel  
444 sensitivity to MP leachates.

445 Another hypothesis to this lack of difference in the maximum aggregation, is that the  
446 aggregation benefit – cost balance was already reached under the control conditions used in  
447 our study. Indeed, aggregations are not uniquely beneficial, if the aggregation maximum is  
448 already high enough, there will be no additional individual benefit from aggregating more but  
449 rather disadvantages, *e.g.* increased competition for food and space, decreased in condition  
450 index and growth rate, and thus despite an additional stress (Bertness and Grosholz, 1985;  
451 Commito et al., 2016; Cubillo et al., 2012; van de Koppel et al., 2008; Kong et al., 2019). The  
452 maximum aggregations observed under our control condition were high (*i.e.*  $64.34 \pm 23.14$  %  
453 and  $46.18 \pm 16.41$  % for small and large mussels, respectively) and were similar to the  
454 maximum aggregation found in *M. edulis* mussels when exposed to stress, *i.e.* around 60% for  
455 small mussels exposed to predator cues (Reimer and Tendengren, 1997; Côté and Jelnikar,  
456 1999) and around 40% for large mussels when exposed to MP leachates (Seuront et al., 2021).  
457 Thus, *ca.* 60% and 40% may be the thresholds in the aggregation benefit – cost balance for  
458 small and large mussels respectively and an additional source of stress such as MP leachates  
459 is unlikely to trigger any additional aggregation.

460

#### 461 **4.2. Small and large mussels show different collective anti-predator behaviours in** 462 **response to crab cues**

463 Noticeably, both large and small mussels adapt their collective behaviour to chemical  
464 cues from their predator, the Asian shore crab, but not in the same way. For both mussel sizes,  
465 predator cues seem to be perceived by the mussels as a stress as they stimulate a taxis  
466 behaviour towards conspecifics. In contrast to small individuals, large mussels decreased their  
467 gross distance, delayed their starting time to form aggregation and increased the strength of

468 their aggregation compared to control seawater. Large mussels also travelled over  
469 significantly smaller gross and net distances, started to aggregate much latter and aggregated  
470 less than small ones.

471 The observed reduction in activity of large mussels is consistent with an anti-predator  
472 strategy (Clements et al., 2020; Garner and Litvaitis, 2013; Ishida and Iwasaki, 2003; Uguen  
473 et al., 2022). It allows the preys to reduce their probability of being detected and thus captured  
474 by a predator. A decrease in their movements (Reimer and Tedengren, 1997) and gross  
475 distance (Uguen et al., 2022) were observed in *Mytilus edulis* when exposed to predator cues.  
476 In addition, despite smaller distances travelled and longer times to start aggregating, a  
477 maximum aggregation was found similar to our control treatments. This is consistent with a  
478 taxis behaviour towards their conspecifics, hence can be seen as part of an anti-predatory  
479 strategy. This behaviour allows, despite a reduction of their activity, to maintain a maximum  
480 aggregation similar to that observed under control conditions. The absence of an increase in  
481 large mussel maximum aggregation when exposed to predator cues is in accordance with  
482 previous studies conducted on large *Mytilus* sp. (Kong et al., 2019, on *M. edulis*; Nicastro et  
483 al., 2007, on *M. galloprovincialis*). Indeed, large mussels, because of their size, may not  
484 necessarily need to form larger aggregations to protect themselves from predators as *H.*  
485 *sanguineus* feeds mainly on small individuals. However, large mussels increase their byssus  
486 attachment when exposed to predators (Côté, 1995; Kong et al., 2019; Leonard et al., 1999).  
487 These observations are consistent with our study as we found a collective solidification of  
488 aggregations in large mussels exposed to crab cues. Thus, the most effective protection  
489 strategy for large mussels would be to reduce their activity through limited but directed  
490 displacement towards their conspecifics and form more tightly bound aggregations.

491 Small mussels do not show a reduction in their activity when exposed to crab cues,  
492 although small mussels have been shown to decrease their gross distance when exposed to

493 crab cues (Uguen et al., 2022). In this present work, collective behaviour study, the presence  
494 of conspecifics combined with stress (here predator cue pressure) may stimulate mussel  
495 displacement, which is supported by the observed taxis behaviour toward conspecifics. This  
496 behaviour, however, did not lead to an increase in the maximum aggregation in small *M.*  
497 *edulis* exposed to predator cues, which contrasts with two other studies (Côté and Jelnikar,  
498 1999; Reimer and Tedengren, 1997). Increasing the maximum of aggregation is an effective  
499 protection method against predators, but when this maximum is high enough, increasing it  
500 further will not provide any additional benefit but rather high costs (Bertness and Grosholz,  
501 1985; Commito et al., 2016; Cubillo et al., 2012; van de Koppel et al., 2008). The maximum  
502 aggregation when exposed to crab cues in our study is  $72.63 \pm 18.64$  %, which is consistent  
503 with the maximum aggregation found for other small *Mytilus edulis* exposed to predator cues,  
504 *i.e.* around 60% (Côté and Jelnikar, 1999; Reimer and Tedengren, 1997). Thus, the  
505 aggregation benefit – cost balance threshold was potentially already reached in our study.

506         Among the differences in anti-predator behaviour observed between our two mussel  
507 sizes, no strong reduction in the small mussel activity was observed compared to large ones.  
508 In contrast, small mussels travelled greater distances, and form aggregations earlier and much  
509 larger than large mussels. As a consequence, and in contrast to small mussels, the anti-  
510 predator behaviour of large mussels is relatively similar to the anti-predator behaviour  
511 displayed by solitary mussels, *i.e.* a reduction in activity (Uguen et al., 2022). The dilution  
512 effect and the protection by conspecifics in aggregations is much more advantageous in small  
513 mussels, which have a lower survival probability than large ones by remaining solitary as *H.*  
514 *sanguineus* feeds mainly on smaller individuals (Brousseau et al., 2001; DeGraaf and Tyrrell,  
515 2004). In addition, the cost of movement is much lower in small mussels than in large ones,  
516 thus, the collective anti-predator response of small mussels may be more related to the  
517 formation of aggregates based on displacement.

518

519 **4.3. Small and large mussel collective anti-predator behaviours are differently altered by**  
520 **MP leachates**

521 Finally, the MP leachate and crab cue mixture led to a mitigation of the collective anti-  
522 predator response of large mussels, while small mussels showed no response at all.  
523 Specifically, for large mussels, the lower gross distance travelled, the longer time to start to  
524 aggregate and the taxis behaviour towards conspecifics were attenuated while the aggregation  
525 strength was inhibited by the addition of plastic leachates. For small mussels especially, their  
526 unique anti-predator response (*i.e.* a taxis behaviour towards conspecifics) was totally  
527 inhibited by the addition of plastic leachates. Similar results showing an impairment in anti-  
528 predator behaviour have been reported (i) at the collective level in various organisms exposed  
529 to plastic particles, e.g. mice (da Costa Araújo and Malafaia, 2021; Guimarães et al., 2023),  
530 tadpoles (da Costa Araújo and Malafaia, 2020) and freshwater fish (da Costa Araújo et al.,  
531 2020), and (ii) at the individual level when exposed to MP leachates in the gastropod *Littorina*  
532 *littorea* (Seuront, 2018) and in small mussel, *M. edulis* (Uguen et al., 2022). Indeed, these two  
533 last studies demonstrated that when exposed to crab cues with polypropylene leachates, *L.*  
534 *littorea* showed an alteration of their righting time, skioptic withdrawal, time to explore, and  
535 avoidance response compared to an exposition to predator cues only (Seuront, 2018) and  
536 small *M. edulis* presented an alteration in their motility and in their negative chemotactic  
537 behaviour toward crab cues (Uguen et al., 2022). Partial and total loss of prey anti-predator  
538 behaviours can be related to a disruption of the chemical communication chain (*i.e.* cue  
539 release, transmission and/or reception) by this anthropogenic compound (Olsén, 2011). Thus,  
540 these anti-predator behavioural alterations may be due to the prey inability to recognise the  
541 chemical cues of its predator which is linked to an interaction of MP leachates (i) with crab  
542 cue molecules directly in the water leading to a modified cue, or (ii) with the prey sensory



543 system, hindering the cue reception and/or perception abilities of predator cues (Olsén, 2011).  
544 The latter hypothesis is supported by a recent study that showed the disruption of the hermit  
545 crab (*Pagurus bernhardus*) cognition, *i.e.* assessment and/or decision-making, in a shell  
546 selection test when exposed to MP leachates (Crump et al., 2023). They hypothesised, as in  
547 Uguen et al. (2022), that the MP leachates caused a neurosensory disruption, an hypothesis  
548 that is also supported here by the phthalates contained in our leachates which are known to be  
549 neurotoxic in a wide variety of species (*e.g.* DINP, BBP, DEP, DBP; for reviews, see: Shincy  
550 and Chitra, 2020; Zhang et al., 2021). Additional experiments are nevertheless required to  
551 further investigate these assumptions and to understand the detailed mechanisms underlying  
552 these processes.

553           The partial and total loss of the anti-predator behaviour of large and small  
554 mussels respectively, suggest that smaller mussels are the most sensitive to the contaminant,  
555 in addition to being the most at risk of being predated. In a broader context, the lack and  
556 mitigation of an anti-predator response for both mussel sizes when in presence of plastic  
557 pollution, could fundamentally represent a crucial evolutionary and ecological change at the  
558 species level. Indeed, by modifying predator-prey interactions through the predator detection,  
559 the avoidance effectiveness and the ability to escape of the prey, pollutants may cause  
560 changes at population and community levels (Weis et al., 2001). Vulnerability to MP  
561 leachates and predation by crabs, which both act in a size-selective manner to the detriment of  
562 small mussels, can affect the abundance and size structure of the mussel population. Small  
563 mussels, the favourite crab preys, are thus more impacted by MP leachates pollution than  
564 large mussels, leading to an inhibition of their anti-predator collective response. This could  
565 lead to an excessive mortality of small mussels, and lead in the short term to a shift of the  
566 mussel size-frequency distribution to the right in favour of large mussels, but in the long term  
567 to a depletion of the mussel stock as the number of large mussels could be reduced, limiting

568 the reproductive effort (i.e., the largest individuals contributing the most to the egg output;  
569 Sprung, 1983). Note that large mussels are not spared by the effect of leachates towards their  
570 behavioural anti-predator response, but their mortality can be expected to be lower than for  
571 small mussels. Thus, the sensitivity of individuals to pollutants may impact the sensitivity at  
572 the population level (Gergs et al., 2013), which could lead to a risk of local extinction of  
573 populations of such a commercially and ecologically important species. However, it is  
574 important to note that the assumptions made are therefore applicable in very specific cases,  
575 these results having been obtained on defined mussel sizes under controlled laboratory  
576 conditions following a short-time exposure to a particular type and concentration of polymer  
577 without evaluating the potential impact of MP leachates on the predator's abilities.

578

## 579 **5. Conclusion**

580 Our hypothesis that both small and large mussels showed collective behavioural  
581 response to predator cues, a response impaired by MP leachates, was supported. However,  
582 mussel collective anti-predator behaviour and sensitivity to MP leachates differed according  
583 to their size, with a greater effect of MP leachates on small mussels. The change in collective  
584 anti-predator behaviour of both large and small *M. edulis* when exposed to MP leachates may  
585 hamper mussel survival. Such effects are likely to have cascading effects at larger scales  
586 because of the central role of this species in intertidal ecosystems. Indeed, as ecosystem  
587 engineers, mussels create microhabitats that allow a wide range of organisms to settle and live  
588 in the intertidal environment. Thus, by disrupting the mussel collective anti-predator  
589 behaviour, MP leachates may enhance predation risks that will have consequences at the  
590 individual that extend to the community and ecosystem. Further experiments are needed to (i)  
591 explore the mechanisms of action of these pollutants, (ii) set up long-term monitoring

592 experiment and (iii) test their impact on predators and establish the overall ecological risk of  
593 these pollutants.

594

### 595 **Declaration of competing interest**

596 The authors declare that they have no known competing financial interests or personal  
597 relationships that could have appeared to influence the work reported in this paper.

598

### 599 **Acknowledgements**

600 We thank A. Rahoui and Elisa Laubier for their technical support. M. Uguen is funded by a  
601 PhD fellowship from the University of Lille and the Region-Hauts-de-France. This research  
602 was also financially supported by both the European Maritime and Fisheries Fund (FEAMP)  
603 and France Filière Pêche through the research project SOLACE (« Resilience of the mussel  
604 *Mytilus edulis* to anthropogenic and climatic stressors »), by the Fundação para a Ciência e a  
605 Tecnologia (FCT – MEC, Portugal, grant number: UIDB/04326/2020) and the National  
606 Research Foundation of South Africa (grant number: 64801), by a Pierre Hubert Curien  
607 PESSOA grant 2022-2023 and by FCT - Foundation for Science and Technology through  
608 projects UIDB/04326/2020, UIDP/04326/2020 and LA/P/0101/2020. Gerardo I. Zardi is a  
609 laureate of the WINNING Normandy Program supported by the Normandy Region. This  
610 project has received funding from the European Union's Horizon 2020 research and  
611 innovation program under the Marie Skłodowska-Curie grant agreement No 101034329.

612

### 613 **Funding**

614 M. Uguen is funded by a PhD fellowship from the University of Lille and the Region-Hauts-  
615 de-France. This research was also financially supported by both the European Maritime and  
616 Fisheries Fund (FEAMP) and France Filière Pêche through the research project SOLACE («

617 Resilience of the mussel *Mytilus edulis* to anthropogenic and climatic stressors »), by the  
618 Fundação para a Ciência e a Tecnologia (FCT – MEC, Portugal, grant number:  
619 UIDB/04326/2020) and the National Research Foundation of South Africa (grant number:  
620 64801), by a Pierre Hubert Curien PESSOA grant 2022-2023 and by FCT - Foundation for  
621 Science and Technology through projects UIDB/04326/2020, UIDP/04326/2020 and  
622 LA/P/0101/2020. Gerardo I. Zardi is a laureate of the WINNING Normandy Program  
623 supported by the Normandy Region. This project has received funding from the European  
624 Union’s Horizon 2020 research and innovation program under the Marie Skłodowska-Curie  
625 grant agreement No 101034329.

626  
627 **References**

- 628 Abdulazeez, A., 2014. Differences between parametric and non-parametric tests plus their  
629 advantages and limitations.
- 630 Alonso, Á., De Lange, H.J., Peeters, E.T.H.M., 2010. Contrasting sensitivities to toxicants of  
631 the freshwater amphipods *Gammarus pulex* and *G. fossarum*. *Ecotoxicology* 19, 133–140.  
632 <https://doi.org/10.1007/s10646-009-0398-y>
- 633 Atchison, G.J., Henry, M.G., Sandheinrich, M.B., 1987. Effects of metals on fish behavior: a  
634 review. *Environ. Biol. Fishes* 18, 11–25. <https://doi.org/10.1007/BF00002324>
- 635 Auguste, M., Lasa, A., Balbi, T., Pallavicini, A., Vezzulli, L., Canesi, L., 2020. Impact of  
636 nanoplastics on hemolymph immune parameters and microbiota composition in *Mytilus*  
637 *galloprovincialis*. *Mar. Environ. Res.* 159, 105017.  
638 <https://doi.org/10.1016/j.marenvres.2020.105017>
- 639 Aurisano, N., Weber, R., Fantke, P., 2021. Enabling a circular economy for chemicals in  
640 plastics. *Curr. Opin. Green Sustain. Chem.* 31, 100513.  
641 <https://doi.org/10.1016/j.cogsc.2021.100513>
- 642 Avdelas, L., Avdic-Mravljje, E., Borges Marques, A.C., Cano, S., Capelle, J.J., Carvalho, N.,

643 Cozzolino, M., Dennis, J., Ellis, T., Fernández Polanco, J.M., Guillen, J., Lasner, T., Le  
644 Bihan, V., Llorente, I., Mol, A., Nicheva, S., Nielsen, R., van Oostenbrugge, H., Villasante,  
645 S., Visnic, S., Zhelev, K., Asche, F., 2021. The decline of mussel aquaculture in the European  
646 Union: causes, economic impacts and opportunities. *Rev. Aquac.* 13, 91–118.  
647 <https://doi.org/10.1111/raq.12465>

648 Balbi, T., Camisassi, G., Montagna, M., Fabbri, R., Franzellitti, S., Carbone, C., Dawson, K.,  
649 Canesi, L., 2017. Impact of cationic polystyrene nanoparticles (PS-NH<sub>2</sub>) on early embryo  
650 development of *Mytilus galloprovincialis*: Effects on shell formation. *Chemosphere* 186, 1–9.  
651 <https://doi.org/10.1016/j.chemosphere.2017.07.120>

652 Barbosa, P., Castellanos, I., 2005. Ecology of predator-prey interactions. Oxford University  
653 Press.

654 Bayne, B.L., Salkeld, P.N., Worrall, C.M., 1983. Reproductive Effort and Value in Different  
655 Populations of the Marine Mussel, *Mytilus edulis* L. *Oecologia* 59, 18–26.

656 Belgrad, B.A., Griffen, B.D., 2016. Predator–prey interactions mediated by prey personality  
657 and predator hunting mode. *Proc. R. Soc. B Biol. Sci.* 283, 20160408.  
658 <https://doi.org/10.1098/rspb.2016.0408>

659 Bergmann, M., Gutow, L., Klages, M., 2015. Marine anthropogenic litter. Springer Nature,  
660 2015., Springer Nature. ed.

661 Bertness, M.D., Grosholz, E., 1985. Population dynamics of the ribbed mussel, *Geukensia*  
662 *demissa*: The costs and benefits of an aggregated distribution. *Oecologia* 67, 192–204.  
663 <https://doi.org/10.1007/BF00384283>

664 Borthagaray, A.I., Carranza, A., 2007. Mussels as ecosystem engineers: Their contribution to  
665 species richness in a rocky littoral community. *Acta Oecologica* 31, 243–250.  
666 <https://doi.org/10.1016/j.actao.2006.10.008>

667 Brousseau, D.J., Filipowicz, A., Baglivo, J.A., 2001. Laboratory investigations of the effects

668 of predator sex and size on prey selection by the Asian crab, *Hemigrapsus sanguineus*. *J. Exp.*  
669 *Mar. Biol. Ecol.* 262, 199–210. [https://doi.org/10.1016/S0022-0981\(01\)00290-8](https://doi.org/10.1016/S0022-0981(01)00290-8)

670 Bucci, K., Tulio, M., Rochman, C.M., 2020. What is known and unknown about the effects of  
671 plastic pollution: A meta-analysis and systematic review. *Ecol. Appl.* 30, e02044.  
672 <https://doi.org/10.1002/eap.2044>

673 Buschbaum, C., Dittmann, S., Hong, J.-S., Hwang, I.-S., Strasser, M., Thiel, M., Valdivia, N.,  
674 Yoon, S.-P., Reise, K., 2009. Mytilid mussels: global habitat engineers in coastal sediments.  
675 *Helgol. Mar. Res.* 63, 47–58. <https://doi.org/10.1007/s10152-008-0139-2>

676 Capolupo, M., Gunaalan, K., Booth, A.M., Sørensen, L., Valbonesi, P., Fabbri, E., 2021. The  
677 sub-lethal impact of plastic and tire rubber leachates on the Mediterranean mussel *Mytilus*  
678 *galloprovincialis*. *Environ. Pollut.* 283, 117081. <https://doi.org/10.1016/j.envpol.2021.117081>

679 Capolupo, M., Sørensen, L., Jayasena, K.D.R., Booth, A.M., Fabbri, E., 2020. Chemical  
680 composition and ecotoxicity of plastic and car tire rubber leachates to aquatic organisms.  
681 *Water Res.* 169, 115270. <https://doi.org/10.1016/j.watres.2019.115270>

682 Clements, J.C., Poirier, L.A., Pérez, F.F., Comeau, L.A., Babarro, J.M.F., 2020. Behavioural  
683 responses to predators in Mediterranean mussels (*Mytilus galloprovincialis*) are unaffected by  
684 elevated pCO<sub>2</sub>. *Mar. Environ. Res.* 161, 105148.  
685 <https://doi.org/10.1016/j.marenvres.2020.105148>

686 Coeurdassier, M., de Vaufleury, A., Scheifler, R., Morhain, E., Badot, P.-M., 2004. Effects of  
687 Cadmium on the Survival of Three Life-Stages of the Freshwater Pulmonate *Lymnaea*  
688 *stagnalis* (Mollusca: Gastropoda). *Bull. Environ. Contam. Toxicol.* 72, 1083–1090.  
689 <https://doi.org/10.1007/s00128-004-0354-8>

690 Cole, M., Lindeque, P., Halsband, C., Galloway, T.S., 2011. Microplastics as contaminants in  
691 the marine environment: A review. *Mar. Pollut. Bull.* 62, 2588–2597.  
692 <https://doi.org/10.1016/j.marpolbul.2011.09.025>

693 Collins, L.M., Asher, L., Pfeiffer, D.U., Browne, W.J., Nicol, C.J., 2011. Clustering and  
694 synchrony in laying hens: The effect of environmental resources on social dynamics. *Appl.*  
695 *Anim. Behav. Sci.* 129, 43–53. <https://doi.org/10.1016/j.applanim.2010.10.007>

696 Commito, J.A., Commito, A.E., Platt, R.V., Grupe, B.M., Piniak, W.E.D., Gownaris, N.J.,  
697 Reeves, K.A., Vissichelli, A.M., 2014. Recruitment facilitation and spatial pattern formation  
698 in soft-bottom mussel beds. *Ecosphere* 5, art160. <https://doi.org/10.1890/ES14-00200.1>

699 Commito, J.A., Gownaris, N.J., Haulsee, D.E., Coleman, S.E., Beal, B.F., 2016. Separation  
700 anxiety: mussels self-organize into similar power-law clusters regardless of predation threat  
701 cues. *Mar. Ecol. Prog. Ser.* 547, 107–119. <https://doi.org/10.3354/meps11642>

702 Costa, J.P. da, Avellan, A., Mouneyrac, C., Duarte, A., Rocha-Santos, T., 2023. Plastic  
703 additives and microplastics as emerging contaminants: Mechanisms and analytical  
704 assessment. *TrAC Trends Anal. Chem.* 158, 116898.  
705 <https://doi.org/10.1016/j.trac.2022.116898>

706 Côté, I.M., 1995. Effects of predatory crab effluent on byssus production in mussels. *J. Exp.*  
707 *Mar. Biol. Ecol.* 188, 233–241. [https://doi.org/10.1016/0022-0981\(94\)00197-L](https://doi.org/10.1016/0022-0981(94)00197-L)

708 Côté, I.M., Jelnikar, E., 1999. Predator-induced clumping behaviour in mussels (*Mytilus*  
709 *edulis* Linnaeus). *J. Exp. Mar. Biol. Ecol.* 235, 201–211. [https://doi.org/10.1016/S0022-](https://doi.org/10.1016/S0022-0981(98)00155-5)  
710 [0981\(98\)00155-5](https://doi.org/10.1016/S0022-0981(98)00155-5)

711 Crump, A., Aiken, C., Cunningham, E.M., Arnott, G., 2023. Short-Term Microplastic  
712 Exposure Impairs Cognition in Hermit Crabs. *Animals* 13, 1055.  
713 <https://doi.org/10.3390/ani13061055>

714 Cubillo, A.M., Peteiro, L.G., Fernández-Reiriz, M.J., Labarta, U., 2012. Influence of stocking  
715 density on growth of mussels (*Mytilus galloprovincialis*) in suspended culture. *Aquaculture*  
716 342–343, 103–111. <https://doi.org/10.1016/j.aquaculture.2012.02.017>

717 da Costa Araújo, A.P., de Andrade Vieira, J.E., Malafaia, G., 2020. Toxicity and trophic

718 transfer of polyethylene microplastics from *Poecilia reticulata* to *Danio rerio*. *Sci. Total*  
719 *Environ.* 742, 140217. <https://doi.org/10.1016/j.scitotenv.2020.140217>

720 da Costa Araújo, A.P., Malafaia, G., 2021. Microplastic ingestion induces behavioral  
721 disorders in mice: A preliminary study on the trophic transfer effects via tadpoles and fish. *J.*  
722 *Hazard. Mater.* 401, 123263. <https://doi.org/10.1016/j.jhazmat.2020.123263>

723 da Costa Araújo, A.P., Malafaia, G., 2020. Can short exposure to polyethylene microplastics  
724 change tadpoles' behavior? A study conducted with neotropical tadpole species belonging to  
725 order anura (*Physalaemus cuvieri*). *J. Hazard. Mater.* 391, 122214.  
726 <https://doi.org/10.1016/j.jhazmat.2020.122214>

727 Dawkins, R., Krebs, J.R., Maynard Smith, J., Holliday, R., 1979. Arms races between and  
728 within species. *Proc. R. Soc. Lond. B Biol. Sci.* 205, 489–511.  
729 <https://doi.org/10.1098/rspb.1979.0081>

730 de Faria, D.B.G., Montalvão, M.F., Chagas, T.Q., Araújo, A.P.C., Souza, J.M. de, Mendes,  
731 B.O., Rodrigues, A.S.L., Malafaia, G., 2018. Behavioral changes in Japanese quails exposed  
732 to predicted environmentally relevant abamectin concentrations. *Sci. Total Environ.* 636,  
733 1553–1564. <https://doi.org/10.1016/j.scitotenv.2018.04.293>

734 de Jager, M., Weissing, F.J., van de Koppel, J., 2017. Why mussels stick together: spatial self-  
735 organization affects the evolution of cooperation. *Evol. Ecol.* 31, 547–558.  
736 <https://doi.org/10.1007/s10682-017-9888-1>

737 de Vooy, C.G.N., 2003. Effect of a tripeptide on the aggregational behaviour of the blue  
738 mussel *Mytilus edulis*. *Mar. Biol.* 142, 1119–1123. [https://doi.org/10.1007/s00227-003-1039-](https://doi.org/10.1007/s00227-003-1039-2)  
739 [2](https://doi.org/10.1007/s00227-003-1039-2)

740 DeGraaf, J.D., Tyrrell, M.C., 2004. Comparison of the Feeding Rates of Two Introduced Crab  
741 Species, *Carcinus maenas* and *Hemigrapsus sanguineus*, on the Blue Mussel, *Mytilus edulis*.  
742 *Northeast. Nat.* 11, 163–167. <https://doi.org/10.1656/1092->



743 6194(2004)011[0163:COTFRO]2.0.CO;2

744 Delaeter, C., Spilmont, N., Bouchet, V.M.P., Seuront, L., 2022. Plastic leachates: Bridging  
745 the gap between a conspicuous pollution and its pernicious effects on marine life. *Sci. Total*  
746 *Environ.* 826, 154091. <https://doi.org/10.1016/j.scitotenv.2022.154091>

747 Derraik, J.G.B., 2002. The pollution of the marine environment by plastic debris: a review.  
748 *Mar. Pollut. Bull.* 44, 842–852. [https://doi.org/10.1016/S0025-326X\(02\)00220-5](https://doi.org/10.1016/S0025-326X(02)00220-5)

749 Dolgun, A., Demirhan, H., 2017. Performance of nonparametric multiple comparison tests  
750 under heteroscedasticity, dependency, and skewed error distribution. *Commun. Stat. - Simul.*  
751 *Comput.* 46, 5166–5183. <https://doi.org/10.1080/03610918.2016.1146761>

752 Enderlein, P., Moorthi, S., Röhrscheidt, H., Wahl, M., 2003. Optimal foraging versus shared  
753 doom effects: interactive influence of mussel size and epibiosis on predator preference. *J.*  
754 *Exp. Mar. Biol. Ecol.* 292, 231–242. [https://doi.org/10.1016/S0022-0981\(03\)00199-0](https://doi.org/10.1016/S0022-0981(03)00199-0)

755 Ferrari, M.C.O., Wisenden, B.D., Chivers, D.P., 2010. Chemical ecology of predator–prey  
756 interactions in aquatic ecosystems: a review and prospectusThe present review is one in the  
757 special series of reviews on animal–plant interactions. *Can. J. Zool.* 88, 698–724.  
758 <https://doi.org/10.1139/Z10-029>

759 Fleeger, J.W., Carman, K.R., Nisbet, R.M., 2003. Indirect effects of contaminants in aquatic  
760 ecosystems. *Sci. Total Environ.* 317, 207–233. [https://doi.org/10.1016/S0048-9697\(03\)00141-](https://doi.org/10.1016/S0048-9697(03)00141-4)  
761 4

762 Freitas, Í.N., Dourado, A.V., Araújo, A.P. da C., Souza, S.S. de, Luz, T.M. da, Guimarães,  
763 A.T.B., Gomes, A.R., Islam, A.R.Md.T., Rahman, Md.M., Arias, A.H., Mubarak Ali, D.,  
764 Ragavendran, C., Kamaraj, C., Malafaia, G., 2023. Toxicity assessment of SARS-CoV-2-  
765 derived peptides in combination with a mix of pollutants on zebrafish adults: A perspective  
766 study of behavioral, biometric, mutagenic, and biochemical toxicity. *Sci. Total Environ.* 858,  
767 159838. <https://doi.org/10.1016/j.scitotenv.2022.159838>

768 Gandara e Silva, P.P., Nobre, C.R., Resaffe, P., Pereira, C.D.S., Gusmão, F., 2016. Leachate  
769 from microplastics impairs larval development in brown mussels. *Water Res.* 106, 364–370.  
770 <https://doi.org/10.1016/j.watres.2016.10.016>

771 Garner, Y.L., Litvaitis, M.K., 2013. Effects of injured conspecifics and predators on  
772 byssogenesis, attachment strength and movement in the blue mussel, *Mytilus edulis*. *J. Exp.*  
773 *Mar. Biol. Ecol.* 448, 136–140. <https://doi.org/10.1016/j.jembe.2013.07.004>

774 Gergs, A., Zenker, A., Grimm, V., Preuss, T.G., 2013. Chemical and natural stressors  
775 combined: from cryptic effects to population extinction. *Sci. Rep.* 3, 2036.  
776 <https://doi.org/10.1038/srep02036>

777 Geyer, R., Jambeck, J.R., Law, K.L., 2017. Production, use, and fate of all plastics ever made.  
778 *Sci. Adv.* 3, e1700782. <https://doi.org/10.1126/sciadv.1700782>

779 Gibbons, J.D., Fielden, J.D.G., 1993. *Nonparametric Statistics: An Introduction*. SAGE.

780 Gravier, A., Haut, G., 2020. Plastic giants polluting through the backdoor: The case for a  
781 regulatory supply-chain approach to pellet pollution, Surfrider Foundation Europe.

782 Guimarães, A.T.B., Freitas, Í.N., Mubarak, N.M., Rahman, Md.M., Rodrigues, F.P.,  
783 Rodrigues, A.S. de L., Barceló, D., Islam, A.R.Md.T., Malafaia, G., 2023. Exposure to  
784 polystyrene nanoplastics induces an anxiolytic-like effect, changes in antipredator defensive  
785 response, and DNA damage in Swiss mice. *J. Hazard. Mater.* 442, 130004.  
786 <https://doi.org/10.1016/j.jhazmat.2022.130004>

787 Hamilton, W.D., 1971. Geometry for the selfish herd. *J. Theor. Biol.* 31, 295–311.  
788 [https://doi.org/10.1016/0022-5193\(71\)90189-5](https://doi.org/10.1016/0022-5193(71)90189-5)

789 Hann, S., Sherrington, C., Jamieson, O., Hickman, M., Kershaw, P., Bapasola, A., Cole, G.,  
790 2018. Investigating options for reducing releases in the aquatic environment of microplastics  
791 emitted by (but not intentionally added in) products Final Report.

792 Hoskin, T., 2012. Parametric and nonparametric: Demystifying the terms. Presented at the

793 Mayo Clinic, pp. 1–5.

794 Ishida, S., Iwasaki, K., 2003. Reduced byssal thread production and movement by the  
795 intertidal mussel *Hormomya mutabilis* in response to effluent from predators. *J. Ethol.* 21,  
796 117–122. <https://doi.org/10.1007/s10164-002-0088-1>

797 Issifu, I., Sumaila, U.R., 2020. A Review of the Production, Recycling and Management of  
798 Marine Plastic Pollution. *J. Mar. Sci. Eng.* 8, 945. <https://doi.org/10.3390/jmse8110945>

799 Jager, T., 2013. All Individuals Are Not Created Equal; Accounting for Interindividual  
800 Variation in Fitting Life-History Responses to Toxicants. *Environ. Sci. Technol.* 47, 1664–  
801 1669. <https://doi.org/10.1021/es303870g>

802 Jambeck, J.R., Geyer, R., Wilcox, C., Siegler, T.R., Perryman, M., Andrady, A., Narayan, R.,  
803 Law, K.L., 2015. Plastic waste inputs from land into the ocean. *Science* 347, 768–771.  
804 <https://doi.org/10.1126/science.1260352>

805 Jayathilaka, R.M.R.M., Weerakoon, W.R.W.M.A.P., Indika, K.W., Arulanathan, K.,  
806 Kithsiri, H.M.P., 2022. Spatio-temporal variation of plastic pellets dispersion in the coastline  
807 of Sri Lanka: An assessment of pellets originated from the X-Press Pearl incident during the  
808 Southwest monsoon in 2021. *Mar. Pollut. Bull.* 184, 114145.  
809 <https://doi.org/10.1016/j.marpolbul.2022.114145>

810 Kiffney, P.M., Clements, W.H., 1996. Size-dependent response of macroinvertebrates to  
811 metals in experimental streams. *Environ. Toxicol. Chem.* 15, 1352–1356.  
812 <https://doi.org/10.1002/etc.5620150814>

813 Kobak, J., Kakareko, T., Poznańska, M., 2010. Changes in attachment strength and  
814 aggregation of zebra mussel, *Dreissena polymorpha* in the presence of potential fish predators  
815 of various species and size. *Hydrobiologia* 644, 195–206. [https://doi.org/10.1007/s10750-010-](https://doi.org/10.1007/s10750-010-0113-2)  
816 0113-2

817 Kong, H., Clements, J.C., Dupont, S., Wang, T., Huang, X., Shang, Y., Huang, W., Chen, J.,

818 Hu, M., Wang, Y., 2019. Seawater acidification and temperature modulate anti-predator  
819 defenses in two co-existing *Mytilus* species. *Mar. Pollut. Bull.* 145, 118–125.  
820 <https://doi.org/10.1016/j.marpolbul.2019.05.040>

821 Lehtonen, J., Jaatinen, K., 2016. Safety in numbers: the dilution effect and other drivers of  
822 group life in the face of danger. *Behav. Ecol. Sociobiol.* 70, 449–458.  
823 <https://doi.org/10.1007/s00265-016-2075-5>

824 Leonard, G.H., Bertness, M.D., Yund, P.O., 1999. Crab Predation, Waterborne Cues, and  
825 Inducible Defenses in the Blue Mussel, *Mytilus Edulis*. *Ecology* 80, 1–14.  
826 [https://doi.org/10.1890/0012-9658\(1999\)080\[0001:CPWCAI\]2.0.CO;2](https://doi.org/10.1890/0012-9658(1999)080[0001:CPWCAI]2.0.CO;2)

827 Lima, S.L., Dill, L.M., 1990. Behavioral decisions made under the risk of predation: a review  
828 and prospectus. *Can. J. Zool.* 68, 619–640. <https://doi.org/10.1139/z90-092>

829 Luan, L., Wang, X., Zheng, H., Liu, L., Luo, X., Li, F., 2019. Differential toxicity of  
830 functionalized polystyrene microplastics to clams (*Meretrix meretrix*) at three key  
831 development stages of life history. *Mar. Pollut. Bull.* 139, 346–354.  
832 <https://doi.org/10.1016/j.marpolbul.2019.01.003>

833 Lüring, M., Scheffer, M., 2007. Info-disruption: pollution and the transfer of chemical  
834 information between organisms. *Trends Ecol. Evol.* 22, 374–379.  
835 <https://doi.org/10.1016/j.tree.2007.04.002>

836 Mannering, A.M., 2021. Another one bites the microplastic! The impacts of microplastic  
837 exposure on the condition and anti-predator behaviour of coral reef fish (Thesis). University  
838 of Otago.

839 Miller, R.C., 1922. The Significance of the Gregarious Habit. *Ecology* 3, 122–126.  
840 <https://doi.org/10.2307/1929145>

841 Nicastro, K.R., Zardi, G.I., McQuaid, C.D., 2007. Behavioural response of invasive *Mytilus*  
842 *galloprovincialis* and indigenous *Perna perna* mussels exposed to risk of predation. *Mar. Ecol.*

843 Prog. Ser. 336, 169–175. <https://doi.org/10.3354/meps336169>

844 Olsén, K.H., 2011. Effects of Pollutants on Olfactory Mediated Behaviors in Fish and  
845 Crustaceans, in: Breithaupt, T., Thiel, M. (Eds.), *Chemical Communication in Crustaceans*.  
846 Springer, New York, NY, pp. 507–529. [https://doi.org/10.1007/978-0-387-77101-4\\_26](https://doi.org/10.1007/978-0-387-77101-4_26)

847 Orr, S.E., Cochran, J.K., Wallace, I.G., Gray, R.W., Overmyer, G.E., Buchwalter, D.B., 2022.  
848 Weak differences in sensitivity to major ions by different larval stages of the mayfly  
849 *Neocloeon triangulifer*. *Freshw. Sci.* 41, 215–225. <https://doi.org/10.1086/719359>

850 PlasticsEurope, 2022. *Plastics, The Facts 2022*.

851 Reimer, O., Tedengren, M., 1997. Predator- induced changes in byssal attachment,  
852 aggregation and migration in the blue mussel, *Mytilus edulis*. *Mar. Freshw. Behav. Physiol.*  
853 30, 251–266. <https://doi.org/10.1080/10236249709379029>

854 Reise, K., 2002. Sediment mediated species interactions in coastal waters. *J. Sea Res.*,  
855 *Structuring Factors of Shallow Marine Coastal Communities, Part I* 48, 127–141.  
856 [https://doi.org/10.1016/S1385-1101\(02\)00150-8](https://doi.org/10.1016/S1385-1101(02)00150-8)

857 Rolet, C., Becuwe, E., Terrin, S., Becuwe, F., Cerisier, H., Talleux, M., Dorthé, S., 2020. Etat  
858 de la colonisation des Décapodes invasifs du genre *Hemigrapsus* sur le littoral des Hauts-de-  
859 France en 2020 (No. 20). GEMEL.

860 Rondoni, G., Chierici, E., Agnelli, A., Conti, E., 2021. Microplastics alter behavioural  
861 responses of an insect herbivore to a plant-soil system. *Sci. Total Environ.* 787, 147716.  
862 <https://doi.org/10.1016/j.scitotenv.2021.147716>

863 Rubenstein, D.I., 1978. On Predation, Competition, and the Advantages of Group Living, in:  
864 Bateson, P.P.G., Klopfer, P.H. (Eds.), *Social Behavior, Perspectives in Ethology*. Springer  
865 US, Boston, MA, pp. 205–231. [https://doi.org/10.1007/978-1-4684-2901-5\\_9](https://doi.org/10.1007/978-1-4684-2901-5_9)

866 Schneider, K.R., Wethey, D.S., Helmuth, B.S.T., Hilbish, T.J., 2005. Implications of  
867 movement behavior on mussel dislodgement: exogenous selection in a *Mytilus* spp. hybrid

868 zone. *Mar. Biol.* 146, 333–343. <https://doi.org/10.1007/s00227-004-1446-z>

869 Seuront, L., 2018. Microplastic leachates impair behavioural vigilance and predator avoidance  
870 in a temperate intertidal gastropod. *Biol. Lett.* 14, 20180453.  
871 <https://doi.org/10.1098/rsbl.2018.0453>

872 Seuront, L., Nicastró, K.R., McQuaid, C.D., Zardi, G.I., 2021. Microplastic leachates induce  
873 species-specific trait strengthening in intertidal mussels. *Ecol. Appl.* 31, e02222.  
874 <https://doi.org/10.1002/eap.2222>

875 Seuront, L., Nicastró, K.R., Zardi, G.I., Goberville, E., 2019. Decreased thermal tolerance  
876 under recurrent heat stress conditions explains summer mass mortality of the blue mussel  
877 *Mytilus edulis*. *Sci. Rep.* 9, 17498. <https://doi.org/10.1038/s41598-019-53580-w>

878 Seuront, L., Zardi, G.I., Uguen, M., Bouchet, V.M.P., Delaeter, C., Henry, S., Spilmont, N.,  
879 Nicastró, K.R., 2022. A whale of a plastic tale: A plea for interdisciplinary studies to tackle  
880 micro- and nanoplastic pollution in the marine realm. *Sci. Total Environ.* 846, 157187.  
881 <https://doi.org/10.1016/j.scitotenv.2022.157187>

882 Shang, Y., Gu, H., Li, S., Chang, X., Sokolova, I., Fang, J.K.H., Wei, S., Chen, X., Hu, M.,  
883 Huang, W., Wang, Y., 2021. Microplastics and food shortage impair the byssal attachment of  
884 thick-shelled mussel *Mytilus coruscus*. *Mar. Environ. Res.* 171, 105455.  
885 <https://doi.org/10.1016/j.marenvres.2021.105455>

886 Shi, W., Sun, S., Han, Y., Tang, Y., Zhou, W., Du, X., Liu, G., 2021. Microplastics impair  
887 olfactory-mediated behaviors of goldfish *Carassius auratus*. *J. Hazard. Mater.* 409, 125016.  
888 <https://doi.org/10.1016/j.jhazmat.2020.125016>

889 Shincy, F., Chitra, K.C., 2020. Impacts of Phthalate Plasticisers—An Emerging Issues and  
890 Concerns.

891 Smaal, A.C., Ferreira, J.G., Grant, J., Petersen, J.K., Strand, Ø., 2019. Goods and services of  
892 marine bivalves. Springer Nature.

893 Spilmont, N., Gothland, M., Seuront, L., 2015. Exogenous control of the feeding activity in  
894 the invasive Asian shore crab *Hemigrapsus sanguineus* (De Haan, 1835). *Aquat. Invasions* 10,  
895 327–332. <https://doi.org/10.3391/ai.2015.10.3.07>

896 Sridharan, S., Kumar, M., Saha, M., Kirkham, M.B., Singh, L., Bolan, N.S., 2022. The  
897 polymers and their additives in particulate plastics: What makes them hazardous to the fauna?  
898 *Sci. Total Environ.* 824, 153828. <https://doi.org/10.1016/j.scitotenv.2022.153828>

899 Thevenon, F., Carroll, C., Sousa, J. (Eds.), 2015. Plastic debris in the ocean: the  
900 characterization of marine plastics and their environmental impacts, situation analysis report.  
901 International Union for Conservation of Nature. <https://doi.org/10.2305/IUCN.CH.2014.03.en>

902 Tinevez, J.-Y., Perry, N., Schindelin, J., Hoopes, G.M., Reynolds, G.D., Laplantine, E.,  
903 Bednarek, S.Y., Shorte, S.L., Eliceiri, K.W., 2017. TrackMate: An open and extensible  
904 platform for single-particle tracking. *Methods, Image Processing for Biologists* 115, 80–90.  
905 <https://doi.org/10.1016/j.ymeth.2016.09.016>

906 Toomey, M.B., McCabe, D., Marsden, J.E., 2002. Factors affecting the movement of adult  
907 zebra mussels (*Dreissena polymorpha*). *J. North Am. Benthol. Soc.* 21, 468–475.  
908 <https://doi.org/10.2307/1468483>

909 Tremblay, R., Myrand, B., Sevigny, J.-M., Blier, P., Guderley, H., 1998. Bioenergetic and  
910 genetic parameters in relation to susceptibility of blue mussels, *Mytilus edulis* (L.) to summer  
911 mortality. *J. Exp. Mar. Biol. Ecol.* 221, 27–58. [https://doi.org/10.1016/S0022-0981\(97\)00114-](https://doi.org/10.1016/S0022-0981(97)00114-7)  
912 7

913 Trestrail, C., Walpitagama, M., Hedges, C., Truskewycz, A., Miranda, A., Wlodkovic, D.,  
914 Shimeta, J., Nugegoda, D., 2020. Foaming at the mouth: Ingestion of floral foam  
915 microplastics by aquatic animals. *Sci. Total Environ.* 705, 135826.  
916 <https://doi.org/10.1016/j.scitotenv.2019.135826>

917 Uguen, M., Nicastro, K.R., Zardi, G.I., Gaudron, S.M., Spilmont, N., Akoueson, F., Duflos,

918 G., Seuront, L., 2022. Microplastic leachates disrupt the chemotactic and chemokinetic  
919 behaviours of an ecosystem engineer (*Mytilus edulis*). *Chemosphere* 306, 135425.  
920 <https://doi.org/10.1016/j.chemosphere.2022.135425>

921 van de Koppel, J., Gascoigne, J.C., Theraulaz, G., Rietkerk, M., Mooij, W.M., Herman,  
922 P.M.J., 2008. Experimental Evidence for Spatial Self-Organization and Its Emergent Effects  
923 in Mussel Bed Ecosystems. *Science* 322, 739–742. <https://doi.org/10.1126/science.1163952>

924 Weis, J.S., Smith, G., Zhou, T., Santiago-Bass, C., Weis, P., 2001. Effects of Contaminants  
925 on Behavior: Biochemical Mechanisms and Ecological Consequences: Killifish from a  
926 contaminated site are slow to capture prey and escape predators; altered neurotransmitters and  
927 thyroid may be responsible for this behavior, which may produce population changes in the  
928 fish and their major prey, the grass shrimp. *BioScience* 51, 209–217.  
929 [https://doi.org/10.1641/0006-3568\(2001\)051\[0209:EOCOBB\]2.0.CO;2](https://doi.org/10.1641/0006-3568(2001)051[0209:EOCOBB]2.0.CO;2)

930 Zar, J.H., 1999. *Biostatistical analysis*, Prentice Hall. ed. Englewood Cliffs, NJ.

931 Zhang, Y., Jiao, Y., Li, Z., Tao, Y., Yang, Y., 2021. Hazards of phthalates (PAEs) exposure:  
932 A review of aquatic animal toxicology studies. *Sci. Total Environ.* 771, 145418.  
933 <https://doi.org/10.1016/j.scitotenv.2021.145418>

934 Zimmer, R., Butman, C., 2000. Chemical signaling processes in the marine  
935 environment. *Biol. Bull.* 198, 168–187. <https://doi.org/10.2307/1542522>

936  
937  
938  
939