



## Iterative DDA LC-MS/MS method and molecular networking

Justine Massias, Axel Raux, Anne-Lise Royer, Bruno Le Bizec, Yann Guitton

### ► To cite this version:

Justine Massias, Axel Raux, Anne-Lise Royer, Bruno Le Bizec, Yann Guitton. Iterative DDA LC-MS/MS method and molecular networking. Analytics 2022, Sep 2022, Nantes, France. 2022. hal-04264458

**HAL Id: hal-04264458**

**<https://hal.science/hal-04264458>**

Submitted on 30 Oct 2023

**HAL** is a multi-disciplinary open access archive for the deposit and dissemination of scientific research documents, whether they are published or not. The documents may come from teaching and research institutions in France or abroad, or from public or private research centers.

L'archive ouverte pluridisciplinaire **HAL**, est destinée au dépôt et à la diffusion de documents scientifiques de niveau recherche, publiés ou non, émanant des établissements d'enseignement et de recherche français ou étrangers, des laboratoires publics ou privés.



# ITERATIVE DDA LC-MS/MS METHOD AND MOLECULAR NETWORKING

Justine MASSIAS, Axel RAUX, Anne-Lise ROYER, Bruno LEBIZEC, Yann GUITTON

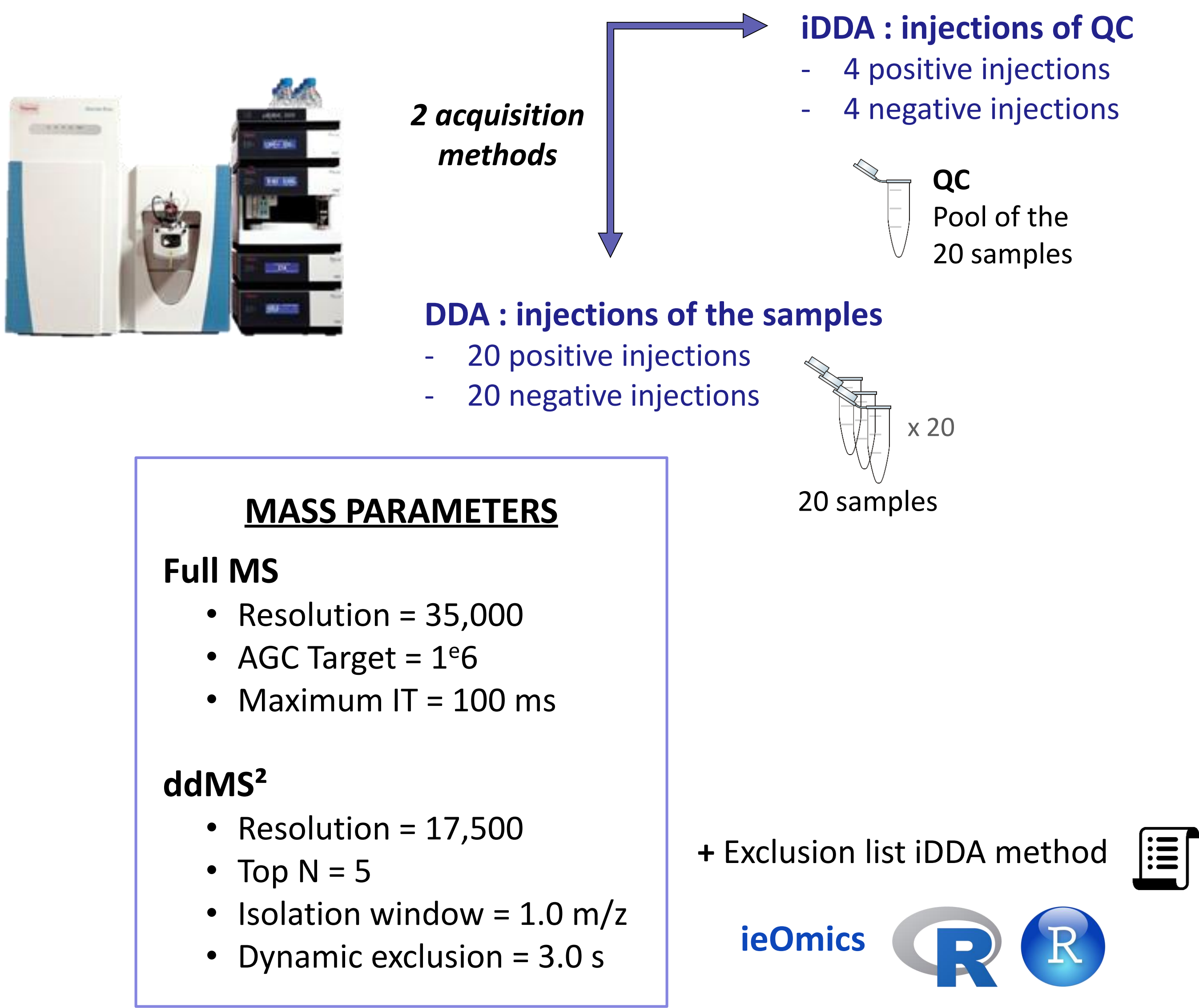


## Introduction

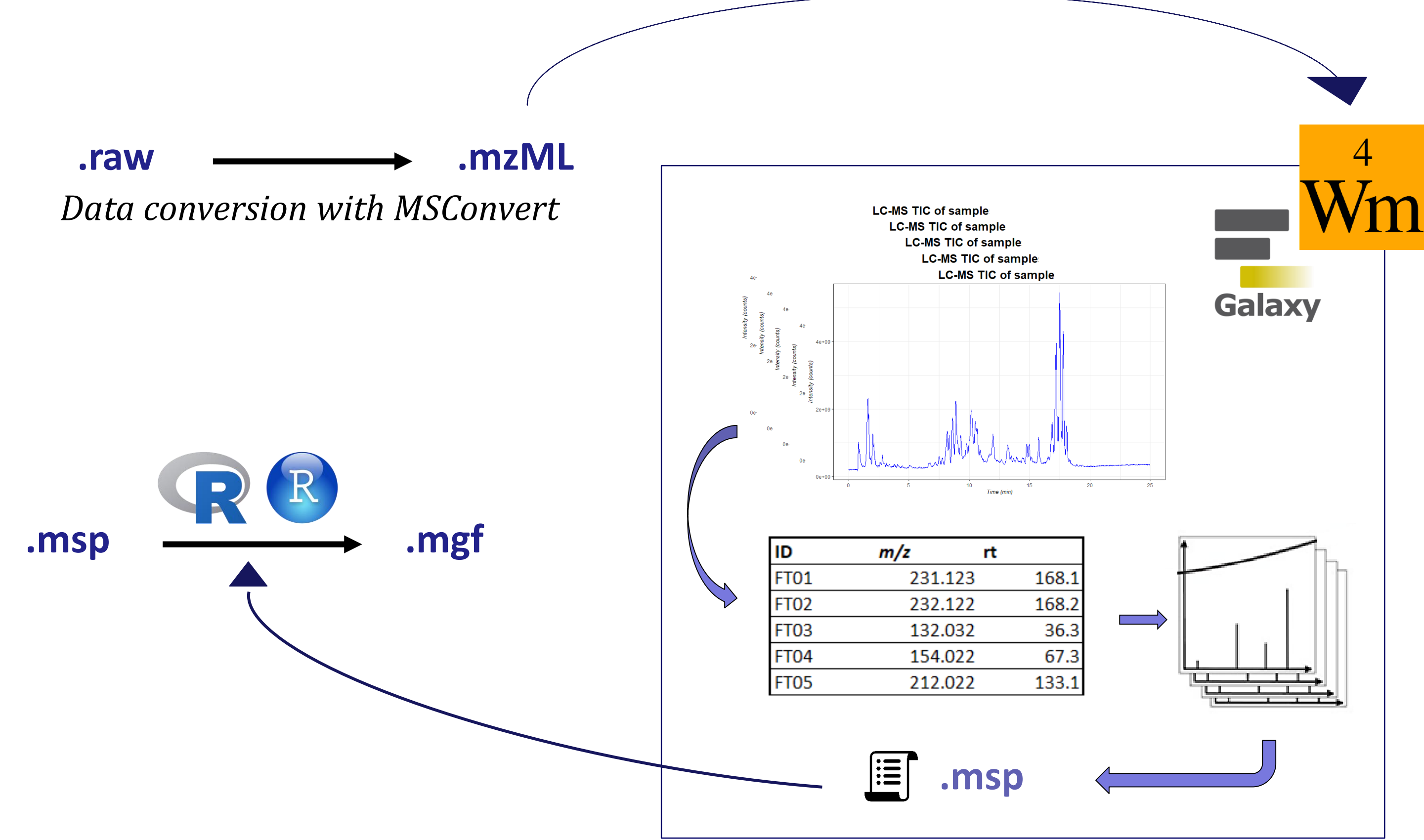
The annotation step probably is one of the most difficult part in the metabolomics workflow. To expand the number of features annotated, an iterative Data Dependant Aquisition (iDDA) method was applied on an LC-Orbitrap, based on Jeremy Koelmel's paper (*Expanding Lipidome Coverage Using LC-MS/MS Data-Dependent Acquisition with Automated Exclusion List Generation* <https://doi.org/10.1007/s13361-017-1608-0>). The number of features obtained with this method from the Quality Control sample is compared with a single DDA method on all the samples, using the online Workflow4Metabolomics infrastructure (<https://workflow4metabolomics.usegalaxy.fr>) for annotation pipeline and MetGEM (<https://metgem.github.io/>) for molecular network's construction.

## Experimental Workflow

### 1 Acquisition LC-Orbitrap (Thermo)



### 2 Integration, Alignement, Deconvolution with Galaxy W4M



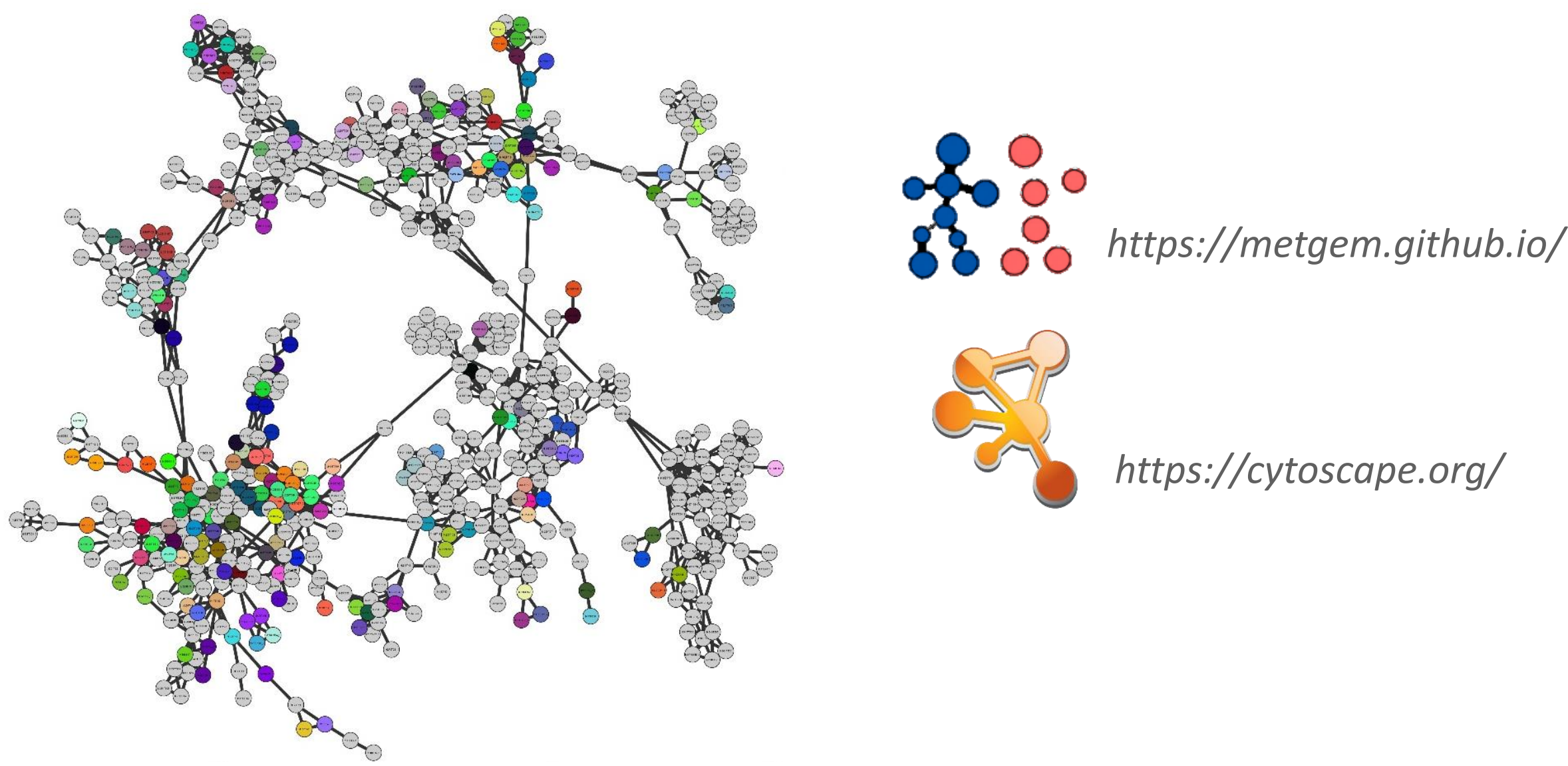
### 3 Annotation with databases Level 3 of Schymanski's annotation scale



<b>Level 1 : Confirmed structure</b> by reference standard	MS, MS2, RT, Ref Std, CCS
<b>Level 2 : Probable structure</b> a) by library spectrum match b) by diagnostic evidence	MS, MS2, Library MS2 MS, MS2, Exp. Data
<b>Level 3 : Tentative candidate(s)</b> structure, substituent, class	MS, MS2, Exp. Data
<b>Level 4 : Unequivocal molecular formula</b>	MS isotope/adduct
<b>Level 5 : Exact mass of interest</b>	MS


<https://doi.org/10.1021/es5002105>

### 4 Molecular Network with MetGem & Cytoscape



## Results and discussion

The iDDA method allows to reduce injection time by 5 and the annotation ratio is identical to the DDA method (16%).



However, the number of putative annotations is reduced by half and it is not consistent with the results obtained in Koemel's paper.

## Conclusion

Simple DDA on each sample is time consuming. Using iDDA on a pool of the samples should lead to a lot more informations with less injections and so, shorter time of analysis.

The annotation workflow with Galaxy and MetGem works well but mass parameters for DDA and iDDA method need to be optimized. The other idea to improve this iDDA method is to use an in silico tool (<https://doi.org/10.1021/acs.analchem.0c03895>) which allows to optimise the DDA parameters from real samples.