



HAL
open science

“Time is of the essence”: relationship between hospital staff perceptions of time, safety attitudes and staff wellbeing

Louise A Ellis, Yvonne Tran, Chiara Pomare, Janet C Long, Kate Churruca, Zeyad Mahmoud, Winston Liauw, Jeffrey Braithwaite

► To cite this version:

Louise A Ellis, Yvonne Tran, Chiara Pomare, Janet C Long, Kate Churruca, et al.. “Time is of the essence”: relationship between hospital staff perceptions of time, safety attitudes and staff wellbeing. BMC Health Services Research, 2021, 21 (1), pp.1256. 10.1186/s12913-021-07275-6 . hal-04256088

HAL Id: hal-04256088

<https://hal.science/hal-04256088>

Submitted on 24 Oct 2023

HAL is a multi-disciplinary open access archive for the deposit and dissemination of scientific research documents, whether they are published or not. The documents may come from teaching and research institutions in France or abroad, or from public or private research centers.

L'archive ouverte pluridisciplinaire **HAL**, est destinée au dépôt et à la diffusion de documents scientifiques de niveau recherche, publiés ou non, émanant des établissements d'enseignement et de recherche français ou étrangers, des laboratoires publics ou privés.



Distributed under a Creative Commons Attribution 4.0 International License

RESEARCH

Open Access



“Time is of the essence”: relationship between hospital staff perceptions of time, safety attitudes and staff wellbeing

Louise A. Ellis^{1*}, Yvonne Tran¹, Chiara Pomare¹, Janet C. Long¹, Kate Churruca¹, Zeyad Mahmoud^{1,2}, Winston Liauw³ and Jeffrey Braithwaite¹

Abstract

Background: Hospitals are perceived as fast-paced and complex environments in which a missed or incorrect diagnosis or misread chart has the potential to lead to patient harm. However, to date, limited attention has been paid to studying how hospital sociotemporal norms may be associated with staff wellbeing or patient safety. The aim of this study was to use novel network analysis, in conjunction with well-established statistical methods, to investigate and untangle the complex interplay of relationships between hospital staff perceived sociotemporal structures, staff safety attitudes and work-related well-being.

Method: Cross-sectional survey data of hospital staff ($n = 314$) was collected from four major hospitals in Australia. The survey included subscales from the Organizational Temporality Scale (OTS), two previously established scales of safety attitudes (teamwork climate and safety climate) and measures of staff-related wellbeing (job satisfaction, emotional exhaustion, depersonalisation).

Results: Using confirmatory factor analysis, we first tested a 19-item version of the OTS for use in future studies of hospital temporality (the OTS-H). Novel psychological network analysis techniques were then employed, which identified that “pace” (the tempo or rate of hospital activity) occupies the central position in understanding the complex relationship between temporality, safety attitudes and staff wellbeing. Using a path analysis approach, serial mediation further identified that pace has an indirect relationship with safety attitudes through wellbeing factors, that is, pace impacts on staff wellbeing, which in turn affects hospital safety attitudes.

Conclusions: The findings of this study are important in revealing that staff wellbeing and safety attitudes can be significantly improved by placing more focus on temporal norms, and in particular hospital pace. There are implications for increasing levels of trust and providing staff with opportunities to exercise greater levels of control over their work.

Keywords: Temporality, Time, Job satisfaction, Burnout, Hospital

* Correspondence: louise.ellis@mq.edu.au

¹Centre for Healthcare Resilience and Implementation Science, Australian Institute of Health Innovation, Macquarie University, Level 6, 75 Talavera Road, NSW, Sydney, Australia

Full list of author information is available at the end of the article



© The Author(s). 2021 **Open Access** This article is licensed under a Creative Commons Attribution 4.0 International License, which permits use, sharing, adaptation, distribution and reproduction in any medium or format, as long as you give appropriate credit to the original author(s) and the source, provide a link to the Creative Commons licence, and indicate if changes were made. The images or other third party material in this article are included in the article's Creative Commons licence, unless indicated otherwise in a credit line to the material. If material is not included in the article's Creative Commons licence and your intended use is not permitted by statutory regulation or exceeds the permitted use, you will need to obtain permission directly from the copyright holder. To view a copy of this licence, visit <http://creativecommons.org/licenses/by/4.0/>. The Creative Commons Public Domain Dedication waiver (<http://creativecommons.org/publicdomain/zero/1.0/>) applies to the data made available in this article, unless otherwise stated in a credit line to the data.

Background

Hospitals are fast-paced, complex, and exigent workplaces characterised for example by the quick turn over of patients and the rapid response of emergency teams [1]. Hospital clinical staff experience day-to-day work with deadlines, schedules and routines that are unlike any other profession in the modern world [2]. Faced with ever-increasing cost constraints as well as demands for services, hospital staff, more than ever before, are experiencing accelerating workloads and pressures to work quickly and efficiently [1]. Hospitals are increasingly being controlled [3, 4] and organised by chronological time based targets, such as the “four-hour rule” in the United Kingdom and Australia by which patients must be seen, assessed and transferred [5, 6] or discharged within four hours of presentation to the emergency department [3, 4]. Questions have been raised as to whether the accelerating workloads of hospital staff are sustainable, and whether a faster pace threatens the quality of care delivered [1, 7, 8].

As hospital staff face pressures to deliver care at a faster pace there are also potential negative implications for staff wellbeing (e.g., burnout, job satisfaction) and patient safety [9, 10]. Workload and time pressure have been identified as a major contributor to staff burnout [11, 12]. For example, as demand for acute care services has increased, hospital staff experience pressure to work at a faster pace to deliver care to patients in need [1, 13]. Working at levels of excessive effort for a period without much recovery time has been identified as a precursor to burnout [11], and burnout has been shown to affect the quality of care provided to patients [9, 14, 15].

Temporality research and its applicability to healthcare

Staff experiences of time—often referred to as “temporality” in the academic literature—have been examined in a range of organisational settings, but to date have received little attention in healthcare [16]. In previous workplace temporality studies, researchers have observed that time does not merely exist objectively as clock time, but is also experienced in subjective, non-linear ways [17], with an individual’s experience of time being associated with organisational events rather than identifiable time periods [18]. The experience of time also has a social component; in the workplace, time is something that is constructed through individual interactions with those around them [2]. From this perspective, “time is taken to mean shared experiences of time, personal conceptions of time, as well as institutionally driven, formal temporal parameters on members work processes” ([19], p. 319). A review of workplace temporality research identified that organisational units and their members create *socio-temporal norms* (i.e., shared beliefs about temporality) through regularised patterns of interaction [17, 20].

These shared beliefs are reflected through their *enactments* of time (i.e., the way employees perform time-based activities and include the dimensions of pace, punctuality, scheduling, linearity, flexibility). Ballard and Seibold (2006) developed a multidimensional instrument, the Organizational Temporality Scale (OTS), to measure how organisational group members “perform” time; this measure was developed and tested with staff and student members ($n = 395$) of a university in the United States of America. Further research within the same university identified that individuals who perceived their work as more flexible reported higher job satisfaction, while those who perceived work as fast paced were less satisfied [19].

Whilst previous research has made gains in understanding how cultural attitudes and perspectives about time within hospitals affect outcomes of care, little research has investigated how temporal enactments in hospitals are associated with staff wellbeing and patient outcomes. Utilising five scales from the OTS, one previous study examined the impact of hospital employees perceived temporal enactments (pace, punctuality, scheduling, linearity, flexibility) on their perceptions of urgency and their perceived ability to segregate their work and home life [2]. Results of this study revealed that scheduling and linearity were positively correlated predictors of work-life interference, broadening our understanding of the work-life interference levels hospital employees experience on a daily basis. However, to date, the OTS has not been validated in a hospital setting, and further research is needed to investigate the impact of hospital temporality on staff wellbeing and patient safety.

Aims of the present study

The primary purpose of the present study was to empirically examine the relationship between hospital staff’s enactments of time, safety attitudes, and two key indicators of work-related wellbeing: burnout and job satisfaction. Our study had four specific aims:

- (1) *To validate a survey instrument for measuring temporal enactments in hospital settings using confirmatory factor analysis (CFA).*
- (2) *To investigate the extent to which staff demographical profiles have an impact on staff temporal enactments at work.* Here we focused on occupational role and years of organisational experience, as two key demographic variables previously hypothesised to have a potential impact on hospital employee’s temporal enactments at work [2], as well as age differences.
- (3) *To examine the complex interconnected relationships between temporal enactments, safety*

attitudes and work-related wellbeing in a hospital system using a psychological network. A psychological network [21] is an emerging network analytic method based on graph theory, with nodes representing observed variables, connected by “edges” (i.e., the links between nodes) representing statistical relationships. One specific advantage of the network approach is that it defines observed variables as constituents of a complex system of direct interactions, often resulting in unique and important contributions to our knowledge about the relationships amongst these constructs [22].

- (4) *To demonstrate the relationships observed from the pathways in the psychological network with mediation models using a path analysis approach.*

Method

Participants and setting

The sample in this study was part of a larger project examining organisational culture and care delivery at four public hospitals in metropolitan Sydney, Australia, of which all are administered by the New South Wales Department of Health. The four hospitals were of similar size (all above 500 beds), and varying geographic locations and socio-economic disadvantage across greater metropolitan Sydney [23]. Each of the participating hospitals offered similar types of services (e.g., emergency department, intensive care, surgical, aged care). Hospital staff working at the four hospitals were invited to participate in the study through an e-invitation sent through their work email address. The email was distributed by hospital administration via their staff distribution lists which provided a link to an online version of the survey using *Qualtrics* software [24]. The ethical conduct of the study was approved by South Eastern Sydney Local Health District (Ref No. 16/363). Participants provided written informed consent and understood that their participation was voluntary and anonymous, with no incentives offered to enhance enrolment. To apply the statistical analysis in this study, 5 to 10 observations per estimated parameter [25] and a minimum sample size of 100 to 200 [26] were required.

Survey

Perceived temporal enactments

The current study used subscales from the OTS, created by Ballard and Seibold [27]. This scale was designed to measure how organisational members experience enactments of time. For the purpose of this study, six subscales (flexibility, linearity, pace, scheduling, punctuality and delay) including a total of 21 items were used to measure staff members’ temporal enactments (see Additional file 1). The items were prefaced with the following statement: “Think about the way you and your co-

workers refer to time in the course of carrying out your daily tasks at work. Please rate each of the following words or phrases based on how well they describe the way you and others in your immediate work group or unit talk about time”. The first subscale, flexibility, assesses the degree of rigidity in time-organising and task-completion strategies [27] and included items such as “set in stone” and “rigid”. Pace refers to tempo or rate of activity [27] (e.g., “hurried” and “rapid”. Linearity is associated with actual task execution, and is characterised by doing one thing at a time [27] (e.g., “carried out step by step”, “having a specific order”). Scheduling is a dimension concerned with the extent to which plans, activities and events are formalised [27] and includes items such as “tightly scheduled” and “unplanned”. The final subscales, punctuality (e.g., “prompt”) and delay (e.g., “running late”), refer to the preciseness of timing. Ballard and Seibold (2004) conceptualised punctuality and delay as separate constructs “because of the multiple temporal commitments inherent in workplace responsibilities and job roles, and because of norms surrounding timing” (p. 6). For example, although a specific project may be running behind schedule, organisation members may still respond to work requests quite promptly [20]. All of the items were assessed on a six-point Likert scale (1=strongly disagree to 6=strongly agree). An examination of the psychometric properties of these items are presented in the [Results](#) section and pertain to Aim 1 of the current study.

Safety attitudes

Safety attitudes was measured using the Safety Attitudes Questionnaire (SAQ) [28]. The SAQ is a validated instrument used to measure attitudes and perceptions in various safety-related domains in healthcare. Previous research has demonstrated a significant association between SAQ scores and patient outcomes [29]. Two subscales were included: teamwork climate (six items) and safety climate (six items). Questions were measured on a five-point Likert-type scale (1=strongly disagree to 5=strongly agree). In the present study, we found acceptable internal consistency reliabilities for the two SAQ subscales for teamwork climate (Cronbach’s $\alpha = 0.84$) and for safety climate (Cronbach’s $\alpha = 0.80$), similar to that reported by Sexton, Helmreich [28] (Raykov’s $\bar{n} = 0.90$).

Work-related wellbeing

Job satisfaction and burnout were used as indicators of work-related wellbeing. Job satisfaction was assessed using three items from the Job Diagnostic Survey (JDS) [30]. Responses were rated on a five-point Likert scale (1=strongly disagree to 5=strongly agree). In the present study, we found acceptable internal consistency for the

scale (Cronbach's $\alpha = 0.88$), consistent with that reported by Bowling and Hammond [30] (Cronbach's $\alpha = 0.84$).

Burnout was measured using a 10-item version of the Maslach Burnout Inventory (MBI [31–33]). Due to the inappropriateness of the third subscale, personal accomplishment, for use in healthcare settings [34, 35] only two subscales of burnout—emotional exhaustion (five items) and depersonalisation (five items)—were used. Items were measured on a seven-point Likert scale (1 = strongly disagree to 7 = strongly agree). In the present study, the internal consistency coefficients for emotional exhaustion (Cronbach's $\alpha = 0.93$) and depersonalisation (Cronbach's $\alpha = 0.91$) were excellent (Cronbach's $\alpha = 0.93$).

Data analysis

Participants missing more than 10 % of survey data were excluded. Remaining missing values were imputed using the Expectation Maximisation (EM) Algorithm within SPSS v25 [36].

To address Aim 1, the 21 items from the OTS assessing temporal enactments were evaluated psychometrically via CFA. Each item was loaded on the one factor it purported to represent. Goodness-of-fit was assessed using the Tucker Lewis Index (TLI), Comparative Fit Index (CFI), Root Mean Square Error of Approximation (RMSEA) and the relative Chi-square (chi-square/df). The TLI and CFI yield values ranging from zero to 1.00, with values greater than 0.90 and 0.95 being indicative of acceptable and excellent fit to the data [37]. For RMSEA, values less than 0.05 indicate good fit, and values as high as 0.08 represent reasonable errors of approximation in the population [38]. Chi-square tests are sensitive to sample size [39], therefore the relative chi-square (chi-square/df) was used as an index of fit, with values less than two indicating a good model fit [40]. Reliability of each of the subscales was assessed through Cronbach's alpha (using SPSS v25) and composite reliability (using AMOS v25).

To address Aim 2, separate one way ANOVAs were used to examine whether occupation, experience or age had a significant effect on perceived temporal enactments. Analyses were conducted in SPSS and a significance value of 0.05 was used.

For Aim 3, psychological network analysis estimated from a network of partial correlation coefficients was used to visualise the relationship between factors for temporal enactments (flexibility, linearity, pace, scheduling, punctuality and delay), safety attitudes (teamwork climate, safety climate) and work-related wellbeing (job satisfaction, emotional exhaustion, depersonalisation). The R package qgraph was used to estimate the network [21]. A correlation matrix was computed from the 11

observed variables measuring temporal enactments, safety attitudes and work-related wellbeing. An undirected weighted network was constructed with the correlation matrix. Edges from the network depict partial correlations between each pair of nodes after controlling statistically for all other variables. Using this method, 100 different network models were estimated with different degrees of sparsity and the model with the lowest information criterion was selected. The model computes regularised partial correlations between pairs of nodes, eliminates spurious connections from the influence of other nodes within the network, and shrinks trivial and small associations to zero. In addition, we applied a precision matrix threshold to ensure high specificity for the pathways. Network density was calculated to measure the percentage of connections over the total number of possible connections.

In addition to the visualization of networks, we also examined centrality indices; network metrics used to identify the relative importance of nodes in the structure of the network. Three centrality indices were examined: “betweenness” measuring the number of times a node acts as a bridge along the shortest path between any other pair of nodes; “closeness” measuring the average distance of a node from all other nodes in the network; and “strength” measuring the sum of the edge weights attached to each node (or the number of connections) [41]. Each of the centrality indices were standardized and values greater than zero reflected greater centrality in the network.

To address Aim 4, path analyses were performed using the PROCESS macro (model 4) V3.4 in SPSS to estimate the mediation models. Non-parametric bootstrapping analyses were used to test the models in this study. Mediation was found to be significant if the 95 % bias corrected confidence intervals for the indirect effects do not include zero. Common method bias was checked with the variance inflation factor (VIF).

Finally, because the data were collected from a single source, there is a risk that common method bias may jeopardise the interpretation of the results. In order to assess this bias, we employed the Harman single-factor approach [42] and full collinearity assessment approach [43]. The single un-rotated factor with all survey items entered explained less than 50 % of the variance (27.6 %), thus providing evidence that common method bias was not a pervasive problem in this study. Further, across the path analysis model, VIF values ranged from 1.094 to 1.557, which is lower than the common method bias cut-off of 3.3.

Results

Descriptive statistics

Participants were 415 staff from four hospitals in Australia. After excluding participants with more than

Table 1 Characteristics of survey respondents (N = 314)

		N	%
Sex	Male	66	24.4
	Female	204	75.6
Age	18-24 years	7	2.5
	25-34 years	72	26.1
	35-44 years	66	23.9
	45-54 years	67	24.3
	> 55 years	64	23.2
Years at hospital	< 1 year	36	13.3
	1-2 years	31	11.5
	3-5 years	61	22.6
	6-10 years	58	21.5
	> 11 years	84	31.1
Occupation	Administrative staff	28	10.2
	Allied health professional	44	16.0
	Management	14	5.1
	Physician/Medical officer	53	19.3
	Registered or enrolled nurse	106	38.5
	Other	30	10.9

Note: Responses may not equal 314 responses due to missing data

10 % of missing data in the survey, the remaining sample was reduced to 314. Of the 314 participants, most were female (75.6 %), worked as a nurse (38.5 %) or doctor (19.3 %), and had been working in the same hospital for three or more years (75.1 %). The characteristics of the

survey respondents are presented in Table 1. Descriptive statistics for all items are presented in Additional file 1.

Aim 1: Validation of survey instrument for measuring temporal enactments in hospital settings

The first aim was to validate a survey instrument for measuring sociotemporal norms in hospital settings. The 21 item six-factor model of temporal enactments produced an inadequate fit to the data, $\chi^2(174)=388.37$, TLI=0.944, CFI=0.954, RMSEA=0.063, and a relative chi-square value of 2.23. Inspection of the standardised factor loadings and modification indices for three items (FASTPACE, ONEATIM and ONTIME) suggested that their removal may improve model fit. The removal of these three items resulted in an improved and satisfactory model fit, $\chi^2(120)=238.60$, TLI=0.963, CFI=0.971, RMSEA=0.056, and a relative chi-square value of 1.99. The standardised factor loadings for the remaining 18 items ranged from 0.75 to 0.95. The retained items are presented in Table 2, along with their factor loadings. Cronbach's alphas for the final items are also shown in Table 2, showing that all six scales demonstrated acceptable levels of reliability.

Aim 2: Staff demographics and temporal enactments

The second research aim was to test whether employee demographical profiles had an impact on hospital employee's sociotemporal norms at work. Separate one-way

Table 2 CFA and reliability results for reduced 19 item measure of temporal enactments

Construct	Item	Factor loadings	Coefficient alpha	Composite reliability
Flexibility	SETSTONE	.85	.94	.94
	RIGID	.95		
	FIXED	.87		
	INFLEXIB	.75		
Pace	HURRIED	.89	.94	.94
	RAPID	.93		
	QUICK	.87		
	RACING	.88		
Linearity	STRUCTUR	.81	.88	.88
	HAVORDER	.88		
	STPBYSTP	.83		
Scheduling	UNSCHED	.73	.82	.83
	UNPLAN	.95		
Delay	BEHNDSCH	.84	.92	.92
	RUNLATE	.95		
	DELAYED	.88		
Punctuality	PUNCTUAL	.87	.87	.87
	PROMPT	.89		

ANOVAs for occupation revealed that nurses reported significantly higher levels of pace ($F(1,273)=4.83, p <.05$) and delay ($F(1,273)=4.50, p <.05$), but significantly lower levels of linearity ($F(1,273)=6.95, p <.01$), compared with other occupations. There were no significant effects of years of organisational experience or age on any temporality subscales.

Aim 3: Psychological Network

Figure 1 shows the resultant network structure of factors from temporal enactments, with safety attitudes and staff wellbeing factors. With a high precision matrix threshold applied, there were 15 connections between nodes and network density of 27%. As seen in Fig. 1, pace can be regarded as the bridge between four of the temporal enactments (linearity, punctuality, delay, and scheduling) and the staff wellbeing and safety attitude factors; that is, in order to examine the relationships between these variables with wellbeing and safety, they must pass through the pace node first. It is important to note here that although pace is central, serving as a bridge between four of the other temporal enactments and the wellbeing and cultural scales, it doesn't necessarily mean they don't have explanatory power, but from the network pace

appears to mediate these pathways between them. However, pace was not a bridge for flexibility. As shown in Fig. 1, flexibility was negatively associated with pace [note in Figs. 1 and 3, positive associations are depicted as blue edges (i.e., lines) and negative associations are depicted as red edges]; that is less flexibility is related to a faster pace.

Figure 2 shows the result of the centrality analyses for each of the 11 variables. Node centrality analyses identified "PACE" as the node exerting the strongest influence within the entire network. Pace is shown to have the highest betweenness and closeness centrality and also a high strength index.

We then examined the shortest paths between pace and safety attitude factors (teamwork climate, safety climate). Figure 3a shows the network depicting the relationship between pace and teamwork as passing through burnout factors (EEXH, DEPN) and then job satisfaction, and safety climate before reaching teamwork. Figure 3b shows that for safety climate, pace passes through burnout factors (EEXH, DEPN), then job satisfaction before reaching safety climate.

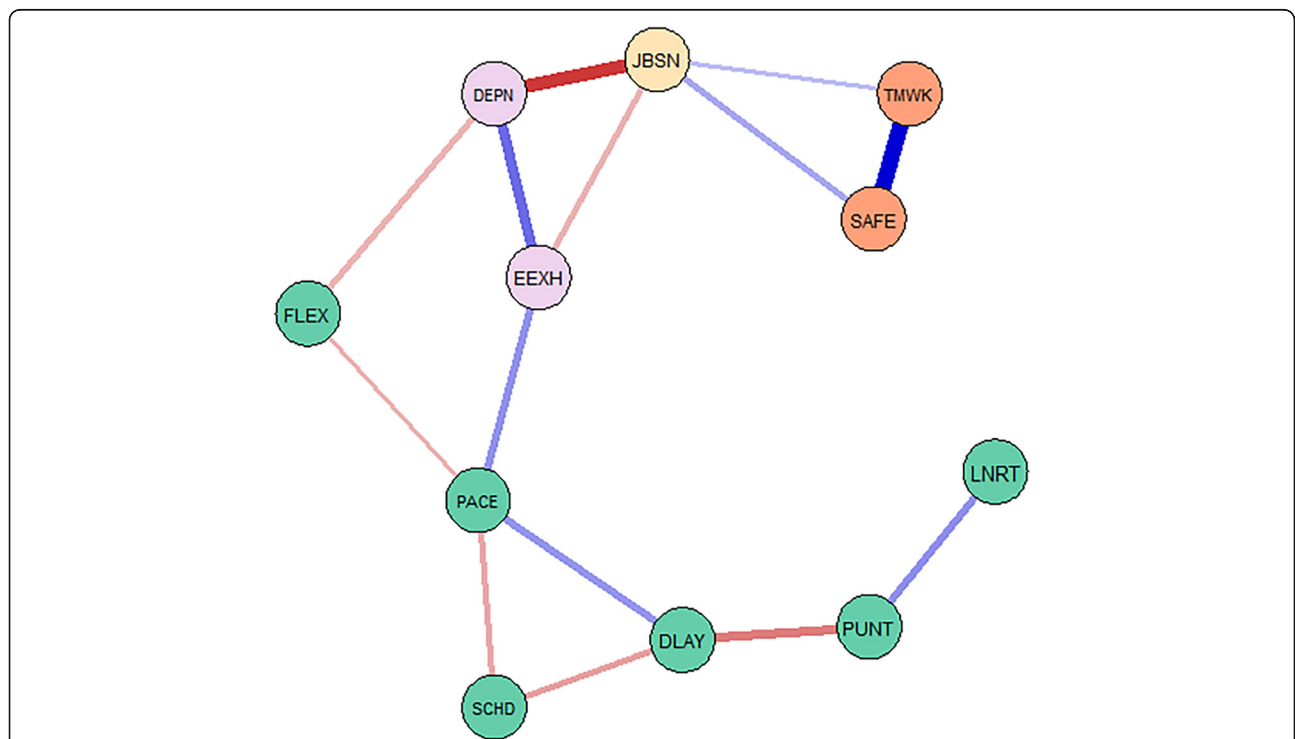
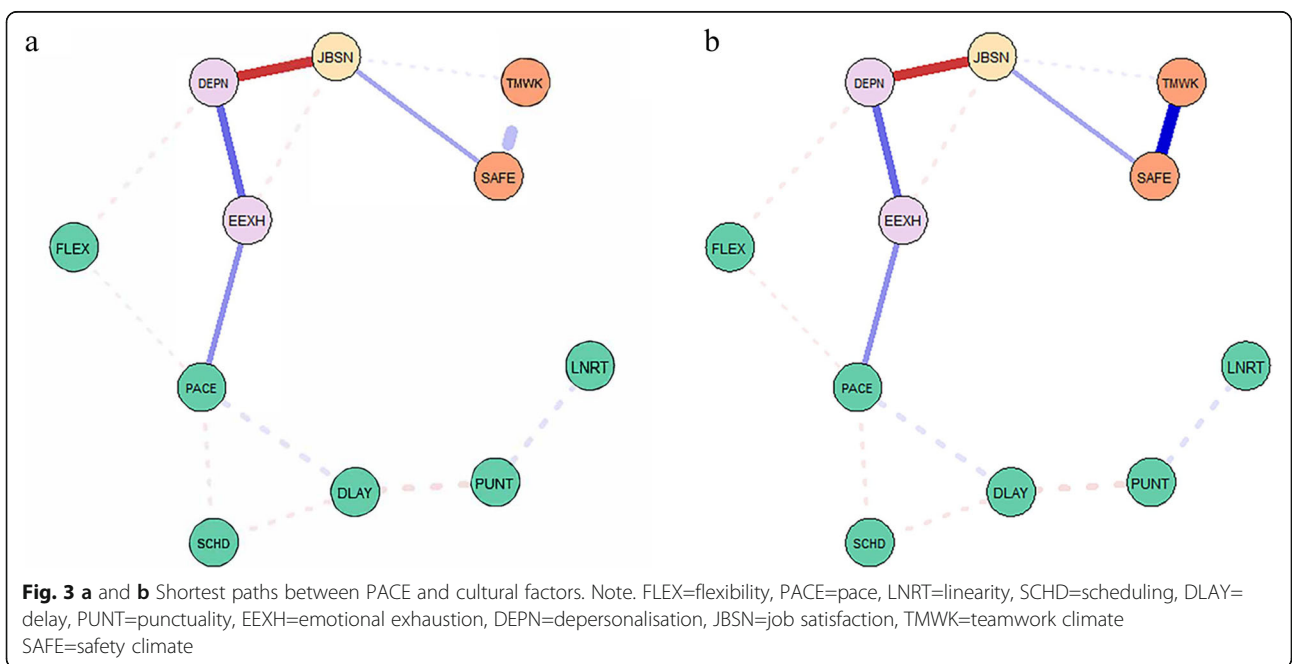
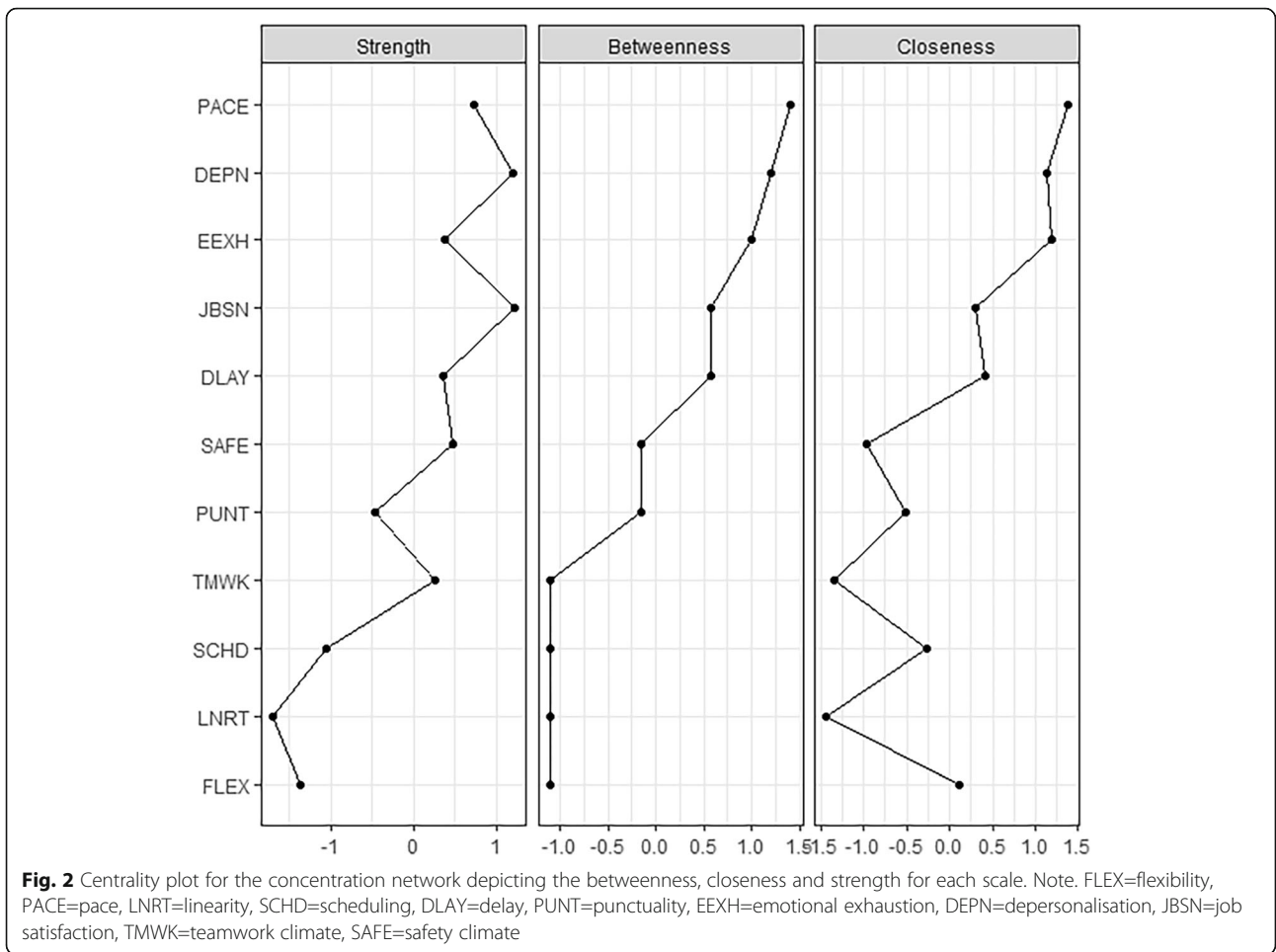


Fig. 1 Psychological network depicting temporality, wellbeing and culture scales. Note. The nodes (circles) represent each of the 11 measured scales. The edges (lines) reflect the magnitude of the association between the nodes with thicker edges representing stronger relationships. Positive relationships are depicted as blue edges and negative associations are depicted as red edges. Each survey tool is represented by a different node colour. Temporality (green): FLEX=flexibility, PACE=pace, LNRT=linearity, SCHD=scheduling, DLAY=delay, PUNT=punctuality; Burnout (purple): EEXH=emotional exhaustion, DEPN=depersonalisation; Job satisfaction (yellow): JBSN=job satisfaction; Safety attitudes (orange): TMWK=teamwork climate, SAFE=safety climate



Aim 4. Mediation models using path analysis

The paths identified from the network analysis suggested the interconnected relationships between temporality, work-related wellbeing and safety attitudes in the hospital system. From this, a serial mediation path models were generated to demonstrate the explanatory pathways for the relationship between pace and safety attitudes. For the explanatory model for pace with safety attitudes, the network analysis suggested two serial wellbeing mediators—burnout and job satisfaction. Results for the path model were based on 5000 bootstrapped samples.

For pace with the overall safety attitudes composite, the results showed a significant total effect ($\beta = -0.12$, $SE = 0.03$, $p < .05$). The serial indirect pathway (pace > burnout > job satisfaction > safety attitudes) was found to be significant (Boot lower CI = -0.19 and Boot higher CI = -0.07) but the direct effect between pace and safety climate was not significant ($B_{direct} = 0.007$, $SE = 0.02$, $p = .75$) indicating a full mediation. The wellbeing mediator, burnout and job satisfaction, fully mediated the relationship between pace and safety attitudes, indicating that this relationship can also be explained through a mediational process (see Fig. 4).

Discussion

Hospitals are highly complex environments with unique temporal commitments and responsibilities. As identified by Barrett (2014), in a hospital environment, “one can imagine that a group’s preoccupation with deadlines and task completion is a common temporal norm, as the

recurring cycles of emergency situations can cause hospital staff to feel as though they are always running out of time” (p.450). This study used novel network analysis techniques, in conjunction with well-established methods (CFA and path analysis), to empirically examine the complex relationships between staff perceptions of time, safety attitudes and work-related wellbeing.

In recent years, measures of safety culture, burnout and job satisfaction have proliferated [44]. They are now considered central to the understanding of patient safety and are increasingly being used as part of system-based approaches to reduce errors in healthcare settings [45]. However, to our knowledge, few measures of temporality currently exist, none have been validated in a hospital setting, and only one previous study [2] has explored the relationship between sociotemporal norms in hospitals and staff wellbeing, despite its importance. Hence, this study is the first to test and validate the OTS for use in hospital settings. The tested 19-item version of the survey (OTS-H) can be used to further our understanding of the impact of hospital temporality on staff wellbeing and patient safety.

The second aim was to explore how staff demographics impact the temporal enactments of hospital employees. Since occupation has previously been proposed to be a relevant distinction among organisational groups and their experiences of time outside of healthcare [46, 47], it was not surprising that we found this variable to have a significant impact on hospital staff perceptions of temporality. Specifically, we identified that nurses reported significantly higher levels of pace and delay, but

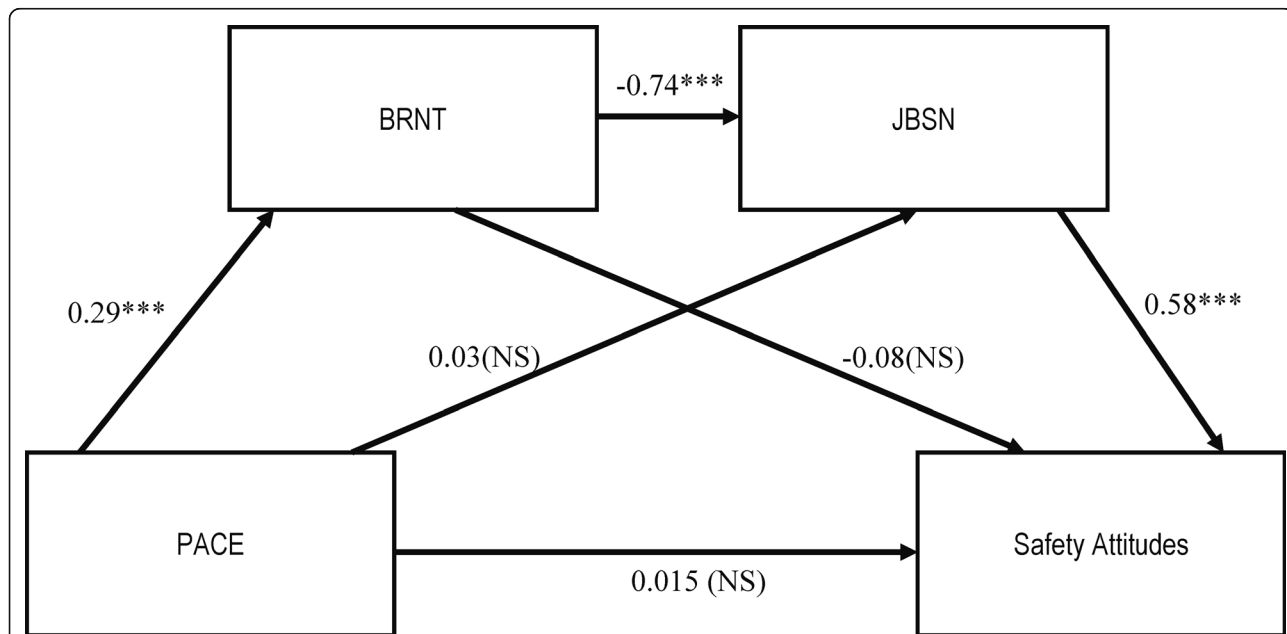


Fig. 4 Mediation pathway for pace with safety attitudes with standardised beta values. Note. * $p < .05$, ** $p < .01$, *** $p < .001$

significantly lower levels of linearity, compared with other occupations. Indeed, previous research has suggested that nurses worldwide are experiencing increased time pressure, as a result of having multiple roles to fulfil, which is being further exacerbated by a global nursing shortage [48]. Further, reports of insufficient time for completing required tasks are common among nurses [49].

Third, we used a novel network analytic approach to examine the interplay and pathways between temporality, safety attitudes and work-related wellbeing. The results of this analysis identified that, with the exception of flexibility, pace can be regarded as the bridge between temporal actors and staff wellbeing and hospital culture factors. In other words, pace occupies the central position in the network and plays a vital role, having a negative effect on staff wellbeing and safety attitudes. A serial mediation model further revealed that pace has an indirect relationship with safety attitudes through wellbeing factors, that is, pace affects staff wellbeing, which in turn influences hospital safety attitudes. This is consistent with previous research findings examining psychological wellbeing of hospital staff. In a study of operating theatres [10], clinical staff reported that the lack of control over the pace of work was a key contributing factor to their experiences of powerlessness and alienation, especially when coupled with a high degree of unpredictability. The inability to adjust efforts in accordance with energy and skills levels was described as source of stress and strain as staff were unable to regulate the pressure exerted on them in their work situations.

In this context pace should not be confused with workload (i.e., the amount of work to be done), although there is considerable overlap between the two: people with a high workload often move quickly [50, 51]. Levine (2005) further suggested that when someone says they are busy, they may be experiencing high levels of either pace or workload, or both. We are also not suggesting that emphasis should be placed on reducing hospital busyness [50]. Rather, we hold the view that there may be an *optimal* level of busyness for hospitals to function well: “too fast and mistakes are made, staff leave exhausted and burnt out, and patients are dissatisfied with their care; but too slow and things do not get done at day’s end, boredom settles in, expenses escalate, and wait lists blow out” (p. 2) [1]. Related research outside of healthcare, has suggested that optimal levels of busyness may even have positive benefits: it can be energising, produces elation, and increases perceived productivity [52].

This research shows that our understanding of safety attitudes and work-related wellbeing can be significantly improved by placing more focus on temporality in hospitals, and in particular pace. This has multiple implications for healthcare managers and policy makers

concerned with staff wellbeing and safety and quality in healthcare. The results highlight the central role pace plays on staff wellbeing and safety attitudes, and by extension on the safety and quality of care delivered to patients. These findings call for targeted managerial interventions and organisational policies aimed at giving staff more control over the pace of their work by moving away from overly rigid time-based targets, such as the “four-hour rule”. It is indeed crucial for health workers to be able to vary the rhythm at which different activities are executed to be in line with their skills and overall demands placed on them. Such policies and interventions could for instance ensure compliance with adequate staffing and training levels which could lead to a better division of workload and subsequently more control over the pace of work execution. Research from outside of healthcare, has identified the positive effects of planning behaviour (i.e., setting goals and priorities) and job autonomy on perceived control of time which, in turn, is positively related to job performance and job satisfaction. Further research should be conducted to examine the relationship between planning behaviour, autonomy, temporal enactments and staff outcomes within hospital settings, as well as research attempts to identify the potential *sweet spot* of optimal pace [1].

Strengths and limitations

A strength of this study was the development of an initial psychometric profile for measuring temporality in the hospital setting, with its psychometric properties being assessed across four hospital sites in Australia. Another notable strength was the use of novel network analysis techniques to empirically examine the complex relationships between sociotemporal norms, safety attitudes and work-related wellbeing. As to limitations, the study was based on self-reports of staff and, as with all research of this kind, is reflective of the perceptions of the agents involved. We did not include patients’ self-reports or observational research, nor a measure of patient safety. The data was collected at one time point and therefore cannot identify any causal influence of temporality on staff wellbeing or safety attitudes; this would require longitudinal studies involving repeated sampling on the same set of study participants. The OTS-H also warrants further cross-validation of its factor structure, as the final 19 items were validated on the basis of results from our four included hospitals, and may not be generalisable to all hospital systems. Optimally, CFA should be randomly divided into subgroups (calibration and validation samples) to validate and verify the factor structure of the tool [53]. However, the current study was limited by the relatively modest sample size. Further, the main sources of missing data were for the OTS items, due to it being administered at the

end of a very long survey. However, the demographic characteristics between included and excluded cases were not significantly different in terms of age, sex and years at hospital. Nevertheless, issues regarding the sample size, missing data as well as the inability to calculate a response rate limit generalisability of the results. Therefore, we would recommend that further research would be needed to verify the validity of the tool.

Conclusions

As one of the first studies to empirically explore the relationship between temporal enactments, safety attitudes and work-related wellbeing, we found that pace occupies the central position in understanding the complex relationship amongst these variables. Our findings highlight the need for managerial interventions including promoting levels of trust in staff, and a shift in organisational policies aimed to give staff more control over the pace of their work as these are likely to have mediating or carryover effects on staff wellbeing and staff safety attitudes. Having tested the OTS-H, we offer it for future studies on this topic and highlight the adoption of novel network analysis approaches for the examination of a complex system of constructs as complementary to well-established methods, such as CFA and path analysis.

Abbreviations

OTS: Organizational temporality scale; CFA: Confirmatory factor analysis; SFA: Safety attitudes questionnaire; JDS: Job diagnostic survey; MBI: Maslach burnout inventory; EM: Expectation maximisation; TLI: Tucker Lewis Index; CFI: Comparative Fit Index; RMSEA: Root Mean Square Error of Approximation; VIF: Variance inflation factor

Supplementary Information

The online version contains supplementary material available at <https://doi.org/10.1186/s12913-021-07275-6>.

Additional file 1. Table of survey item means and standard deviations.

Acknowledgements

The authors thank all hospital staff that participated in this study.

Authors' contributions

LAE, KC, JCL and JB designed the overall study, from which the data are drawn. LAE, YT and CP performed the statistical analyses and provided the interpretation, with assistance from the rest of the authors. LAE and YT drafted the initial manuscript and interpreted the results. All authors made significant contributions to drafting and revision of the manuscript. All authors approved the final manuscript as submitted and agree to be accountable for all aspects of the work.

Funding

This work is supported in part by National Health and Medical Research Council grants held by JB (APP9100002, APP1176620 and National Health and Medical Research Council). The funder had no role in the design of the study and collection, analysis and interpretation of the data and in writing the manuscript.

Availability of data and materials

The datasets generated and analysed during the current study are not publicly available due to the data having been collected subject to the

informed consent of the participants. Access to data is available from the corresponding author on reasonable request.

Declarations

Ethics approval and consent to participate

The ethical conduct of this study was approved by South Eastern Sydney Local Health District (HREC ref. no: 16/363). Governance approvals to conduct the research were obtained for each site. Participation was voluntary and anonymous. Participants provided written informed consent. All methods were performed in accordance with the relevant guidelines and regulations.

Consent for publication

Not applicable.

Competing interests

The authors declare that they have no competing interests.

Author details

¹Centre for Healthcare Resilience and Implementation Science, Australian Institute of Health Innovation, Macquarie University, Level 6, 75 Talavera Road, NSW, Sydney, Australia. ²Université de Nantes, LEMNA, F-44000 Nantes, France. ³South Eastern Sydney Local Health District, Sydney, Australia.

Received: 1 July 2021 Accepted: 8 November 2021

Published online: 20 November 2021

References

- Braithwaite J, Ellis LA, Churrua K, Long JC. The goldilocks effect: the rhythms and pace of hospital life. *BMC Health Serv Res.* 2018;18(1):529.
- Barrett AK. Breaking boundaries: temporality and work-life practices in hospital organizations. *West J Commun.* 2014;78(4):441–61.
- Sullivan CM, Staib A, Flores J, Aggarwal L, Scanlon A, Martin JH, et al. Aiming to be NEAT: safely improving and sustaining access to emergency care in a tertiary referral hospital. *Aust Health Rev.* 2014;38(5):564–74.
- Ngo H, Forero R, Mountain D, Fatovich D, Man WN, Sprivilis P, et al. Impact of the four-hour rule in Western Australian hospitals: trend analysis of a large record linkage study 2002–2013. *PLoS one.* 2018;13(3):e0193902.
- Siciliani L, Hurst J. Tackling excessive waiting times for elective surgery: a comparative analysis of policies in 12 OECD countries. *Health Policy.* 2005; 72(2):201–15.
- Curtis AJ, Russell CO, Stoelwinder JU, McNeil JJ. Waiting lists and elective surgery: ordering the queue. *Med J Aust.* 2010;192(4):217–20.
- Kc DS, Terwiesch C. Impact of workload on service time and patient safety: an econometric analysis of hospital operations. *Manage Sci.* 2009;55(9): 1486–98.
- Kuntz L, Mennicken R, Scholtes S. Stress on the ward: evidence of safety tipping points in hospitals. *Manage Sci.* 2015;61(4):754–71.
- Laschinger HKS, Leiter MP. The impact of nursing work environments on patient safety outcomes: The mediating role of burnout engagement. *JONA.* 2006;36(5):259–67.
- Mahmoud Z. Hospital management in the Anthropocene: an international examination of lean-based management control systems and alienation of nurses in operating theatres (PhD). Nantes: Université de Nantes; 2020.
- Schaufeli W. Burnout in health care. In: Carayon P, editor. *Handbook of human factors and ergonomics in health care and patient safety.* Rockville: Agency for Healthcare Research and Quality (US); 2006. p. 217–32.
- Alarcon GM. A meta-analysis of burnout with job demands, resources, and attitudes. *J Vocational Behav.* 2011;79(2):549–62.
- Jennings BM. Work stress and burnout among nurses: role of the work environment and working conditions. In: Hughes RG, editor. *Patient safety and quality: an evidence-based handbook for nurses.* Rockville: Agency for Healthcare Research and Quality (US); 2008.
- Landrigan CP, Rothschild JM, Cronin JW, Kaushal R, Burdick E, Katz JT, et al. Effect of reducing interns' work hours on serious medical errors in intensive care units. *N Engl J Med.* 2004;351(18):1838–48.
- Reader TW, Cuthbertson BH, Decruyenaere J. Burnout in the ICU: potential consequences for staff and patient well-being. *Intensive Care Med.* 2008;34: 4–6.

16. Klitzman R. "Patient-time", "doctor-time", and "institution-time": perceptions and definitions of time among doctors who become patients. *Patient Educ Couns*. 2007;66(2):147–55.
17. Tang S, Richter AW, Nadkarni S. Subjective time in organizations: conceptual clarification, integration, and implications for future research. *J Organ Behav*. 2020;41(2):210–34.
18. Baker CR, Suárez JDA, Mejía VC. Time and temporality in accounting: a social construction. Working paper; 2020.
19. Ballard DI, Seibold DR. The experience of time at work: relationship to communication load, job satisfaction, and interdepartmental communication. *Commun Stud*. 2006;57(3):317–40.
20. Ballard DI, Seibold DR. Communication-related organizational structures and work group temporal experiences: the effects of coordination method, technology type, and feedback cycle on members' construals and enactments of time. *Commun Monogr*. 2004;71(1):1–27.
21. Epskamp S, Cramer AO, Waldorp LJ, Schmittmann VD, Borsboom D. qgraph: network visualizations of relationships in psychometric data. *J Stat Softw*. 2012;48(4):1–18.
22. Letina S, Blanken TF, Deserno MK, Borsboom D. Expanding network analysis tools in psychological networks: minimal spanning trees, participation coefficients, and motif analysis applied to a network of 26 psychological attributes. *Complexity*. 2019;2019:1–27.
23. Australian Bureau of Statistics. IRSD INTERACTIVE MAP. Canberra: ABS; 2016.
24. Qualtrics. Qualtrics. 2014. Available from: <http://www.qualtrics.com/>.
25. Bentler PM, Chou CP. Practical issues in structural modeling. *Social Methods Res*. 1987;16(1):78–117.
26. Boomsma A. Nonconvergence, improper solutions, and starting values in LISREL maximum likelihood estimation. *Psychometrika*. 1985;50(2):229–42.
27. Ballard DI, Seibold DR. Organizational members' communication and temporal experience: scale development and validation. *Commun Res*. 2004;31(2):135–72.
28. Sexton JB, Helmreich RL, Neilands TB, Rowan K, Vella K, Boyden J, et al. The safety attitudes questionnaire: psychometric properties, benchmarking data, and emerging research. *BMC Health Serv Res*. 2006;6(1):44.
29. DiCuccio MH. The relationship between patient safety culture and patient outcomes: a systematic review. *J Patient Saf*. 2015;11(3):135–42.
30. Bowling NA, Hammond GD. A meta-analytic examination of the construct validity of the Michigan Organizational Assessment Questionnaire Job Satisfaction Subscale. *J Vocat Behav*. 2008;73:63–77.
31. Schaufeli W, Enzmann D, Girault N. Measurement of burnout: a review. In: Schaufeli WB, Maslach C, Marek T, editors. *Professional burnout: recent developments in theory and research*. Washington: Taylor & Francis; 1993. p. 199–215.
32. Maslach C, Jackson S. The measurement of experienced burnout. *J Occup Behav*. 1981;2:99–113.
33. Maslach C, Schaufeli W, Leiter MP. Job burnout. *Annu Rev Psychol*. 2001; 52(2001):397–422.
34. Schaufeli W, Bakker A, Schaan C, Kladler A, Hoogduin C. On the clinical validity of the Maslach Burnout Inventory and the Burnout Measure. *Psychol Health*. 2001;16(5):565–82.
35. Kilroy A, Flood P, Bosak J, Chenevert D. Perceptions of high-involvement work practices, person-organization fit, and burnout: a time-lagged study of health care employees. *Hum Resour Manage*. 2017;56(5):821–35.
36. IBM Corp. IBM SPSS statistics for Windows, version 25.0. Armonk: IBM Corp; 2017.
37. McDonald RP, Marsh HW. Choosing a multivariate model: noncentrality and goodness of fit. *Psychol Bull*. 1990;107(2):247–55.
38. Browne MW, Cudeck R. Alternative ways of assessing model fit. *Social Methods Res*. 1993;154:230–58.
39. Hooper D, Coughlan J, Mullen MR. Structural equation modelling: guidelines for determining model fit. *J Bus Res Methods*. 2008;6(1):53–60.
40. Ullman JB. Structural equation modeling. In: Tabachnick BG, Fidell LS, editors. *Using multivariate statistics*. Boston: Pearson Education; 2001.
41. Bernstein EE, Heeren A, McNally RJ. Unpacking rumination and executive control: a network perspective. *Clin Psychol Sci*. 2017;5(5):816–60.
42. Podsakoff N. Common method biases in behavioral research: a critical review of the literature and recommended remedies. *J Appl Psychol*. 2003; 88(879):10.
43. Kock N. Common method bias in PLS-SEM: a full collinearity assessment approach. *J e-Collaboration*. 2015;1(4):1–10.
44. Hogden A, Ellis LA, Churrua K, Bierbaum M. Safety culture assessment in health care: a review of the literature on safety culture assessment modes. 2017.
45. Sorra JS, Dyer N. Multilevel psychometric properties of the AHRQ hospital survey on patient safety culture. *BMC Health Serv Res*. 2010;10(1):199.
46. Starkey K. Time and work: a psychological perspective. In: Blyton PJH, Hill S, Starkey K, editors. *Time, work and organization*. New York: Routledge; 1989. p. 57–78.
47. Ballard DI, Seibold DR. Time orientation and temporal variation across work groups: implications for group and organizational communication. *West J Commun*. 2000;64(2):218–42.
48. Teng CI, Hsiao FJ, Chou TA. Nurse-perceived time pressure and patient-perceived care quality. *J Nurs Manage*. 2010;18(3):275–84.
49. Jones TL, Hamilton P, Murry N. Unfinished nursing care, missed care, and implicitly rationed care: State of the science review. *Int J Nurs Stud*. 2015; 52(6):1121–37.
50. Levine R. A geography of busyness. *Soc Res*. 2005;72(2):355–70.
51. Kristensen TS, et al. The distinction between work pace and working hours in the measurement of quantitative demands at work. *Work Stress*. 2004; 18(4):305–22.
52. Lupu I, Rokka J. "Feeling in control": optimal busyness and the temporality of organizational controls. *Organization Science*. 2021;1–27.
53. Byrne BM. Structural equation modeling with AMOS, EQS, and LISREL: comparative approaches to testing for the factorial validity of a measuring instrument. *Int J Test*. 2001;1(1):55–86.

Publisher's Note

Springer Nature remains neutral with regard to jurisdictional claims in published maps and institutional affiliations.

Ready to submit your research? Choose BMC and benefit from:

- fast, convenient online submission
- thorough peer review by experienced researchers in your field
- rapid publication on acceptance
- support for research data, including large and complex data types
- gold Open Access which fosters wider collaboration and increased citations
- maximum visibility for your research: over 100M website views per year

At BMC, research is always in progress.

Learn more biomedcentral.com/submissions

