



HAL
open science

A finite element toolbox for the Bogoliubov-de Gennes stability analysis of Bose-Einstein condensates

Georges Sadaka, Victor Kalt, Ionut Danaila, Frédéric Hecht

► To cite this version:

Georges Sadaka, Victor Kalt, Ionut Danaila, Frédéric Hecht. A finite element toolbox for the Bogoliubov-de Gennes stability analysis of Bose-Einstein condensates. *Computer Physics Communications*, 2024, 294, pp.108948. 10.1016/j.cpc.2023.108948 . hal-04255543v2

HAL Id: hal-04255543

<https://hal.science/hal-04255543v2>

Submitted on 24 Oct 2023

HAL is a multi-disciplinary open access archive for the deposit and dissemination of scientific research documents, whether they are published or not. The documents may come from teaching and research institutions in France or abroad, or from public or private research centers.

L'archive ouverte pluridisciplinaire **HAL**, est destinée au dépôt et à la diffusion de documents scientifiques de niveau recherche, publiés ou non, émanant des établissements d'enseignement et de recherche français ou étrangers, des laboratoires publics ou privés.

A finite element toolbox for the Bogoliubov-de Gennes stability analysis of Bose-Einstein condensates

Georges Sadaka^a, Victor Kalt^a, Ionut Danaila^{a,*}, Frédéric Hecht^b

^aUniv Rouen Normandie, CNRS, Normandie Univ, LMRS UMR 6085, F-76000 Rouen, France

^bSorbonne Université, LJLL, CNRS UMR 7598, F-75005, Paris, France.

Abstract

We present a finite element toolbox for the computation of Bogoliubov-de Gennes modes used to assess the linear stability of stationary solutions of the Gross-Pitaevskii (GP) equation. Applications concern one (single GP equation) or two-component (a system of coupled GP equations) Bose-Einstein condensates in one, two and three dimensions of space. An implementation using the free software FreeFem++ is distributed with this paper. For the computation of the GP stationary (complex or real) solutions we use a Newton algorithm coupled with a continuation method exploring the parameter space (the chemical potential or the interaction constant). Bogoliubov-de Gennes equations are then solved using dedicated libraries for the associated eigenvalue problem. Mesh adaptivity is proved to considerably reduce the computational time for cases implying complex vortex states. Programs are validated through comparisons with known theoretical results for simple cases and numerical results reported in the literature.

Keywords: Bose-Einstein condensates, Gross-Pitaevskii equation, Bogoliubov-de Gennes equation, finite elements, FreeFem.

Program summary

Program Title: FFEM_BdG_toolbox.zip

Catalogue identifier:

Program summary URL:

Program obtainable from:

Licensing provisions:

No. of lines in distributed program, including test data, etc.: 35 296

No. of bytes in distributed program, including test data, etc.: 125 303

Distribution format: .zip

Programming language: FreeFem++ (v 4.12) free software (www.freefem.org)

Computer: PC, Mac, Super-computer.

Operating system: Mac OS, Linux, Windows.

*Corresponding author. Tel.: (+33) 2 32 95 52 50

Email addresses: georges.sadaka@univ-rouen.fr (Georges Sadaka), victor.kalt@univ-rouen.fr (Victor Kalt), ionut.danaila@univ-rouen.fr (Ionut Danaila), frederic.hecht@sorbonne-universite.fr (Frédéric Hecht)

Nature of problem: The software computes Bogoliubov-de Gennes (BdG) complex modes of Bose-Einstein condensates described by the Gross-Pitaevskii (GP) equation. BdG equations are obtained by linearizing the GP equation (or the system of coupled GP equations) around a stationary solution. Obtained BdG modes are used to assess on the stability of stationary states.

Solution method: Stationary states of the GP equation are obtained by a Newton algorithm. Parameter space is explored using a continuation on the chemical potential. Once the stationary (complex or real) state is captured accurately, BdG modes are computed by solving the associated eigenvalue problem with the ARPACK library. Complex eigenvalues and eigenvectors are computed and stored. The wave function is discretized by P2 (piece-wise quadratic) Galerkin triangular (in 2D) or tetrahedral (in 3D) finite elements. Mesh adaptation is implemented to reduce the computational time. Examples are given for stationary states in one- and two-component Bose-Einstein condensates.

Running time: From seconds to hours depending on the mesh resolution and space dimension.

1. Introduction

Since their first observation [1, 2], Bose-Einstein condensates have become a powerful experimental framework for the study of waves and excitations in superfluids and nonlinear systems. The study of wave related structures (solitons, vortices) and their stability is an active area of research, and many efforts have been devoted to the developments of new experimental techniques for the creation and the study of new excited states. We can mention the use of rotation [3, 4], imprinting techniques manipulating the phase of the wave function [5, 6], counterflows techniques [7], the use of anisotropic potentials [8] or multicomponent BEC settings [9]. A large variety of wave or vortex-related states could be thus obtained. Basic examples refer to single vortex lines (with I-, U- or S- shape) in rotating BEC [10], vortex rings and one-dimensional solitons. More complex states with multiple vortex rings, vortex stars, hopfions and solitons can be created [11, 12, 13]. In multicomponent BECs, dark-bright [14] and dark-antidark [15] states can be also obtained.

The main application of the programs presented in this paper is the study of the stability of such solitary waves or vortex states that are theoretically or numerically found as stationary solutions to the Gross-Pitaevskii (GP) equation [16, 17]. The linearization of the GP equation around a given stationary solution results in the Bogoliubov-de Gennes (BdG) system of equations [18]. Solving the BdG eigenvalue problem provides linear modes, for which their stability could be studied. The present toolbox thus contains two distinct parts: the computation of stationary solution of the GP equation (or a system of coupled GP equations) and the computation of complex eigenvalues and modes for the associated BdG system.

Concerning the computation of stationary states of the GP equation, a large variety of discretization methods were suggested in the open literature: spectral methods [19, 20, 21], finite-elements [22, 23] or finite-differences [24, 25, 26, 27, 28, 29]. Programs written in Fortran [19, 24], C [25, 26], Matlab [20, 26, 21, 28], FreeFem++ [23] or C and Fortran with OpenMP [29] have been shared. All these works use a common approach to the problem, which is to find the stationary states of the GP equation under the constraint

of the total mass conservation (*i. e.* the L2-norm of the wave function is fixed). When studying the stability of excitations in the BdG framework, another approach is commonly adopted: the chemical potential is used as a convenient parameter to explore all possible states (and bifurcations) and thus the total mass varies from one state to another. This second approach has been already applied with finite elements [15, 30, 14, 31], finite differences [14, 13, 12] or spectral methods [13] and will be used in this work. To solve the BdG eigenvalue problem, specialized libraries are generally used: ARPACK [32], SLEPc [33] or FEAST [34]. Such libraries offer the flexibility to be easily interfaced with different types of discretization, since only final matrices of the eigenvalue problem are needed. A mathematical study of the BdG equation with numerical comparisons between spectral and finite difference discretizations has been recently reported in [35].

To the best of our knowledge, FACT [Fluctuations in Atomic Condensates, 36] is the only publicly accessible code for the BdG problem. It considers thermal excitations of the BECs at non-zero temperatures by solving the BdG equation in two component BECs with a pseudo-spectral method. The present FreeFem++ toolbox uses a different (PDE-oriented) formulation of the problem and has the advantage to hide all technicalities related to the implementation of the finite-element method and the interface with eigenvalue libraries (such as ARPACK) [37]. The user can thus focus on the physical and mathematical model, and eventually on the numerical algorithm solving the problem. The high level programming language offered in FreeFem++ and the syntax close to mathematical formulations make the implementation of numerical algorithms very easy. Finite elements algorithms were successfully used to solve the GP equation [38, 23] or the BdG problem [15] and recently to identify vortices in a quantum field [39]. Another advantage of the present toolbox is to use mesh adaptivity to reduce the mesh size and the computational time. Solving the BdG problem for complex cases becomes thus possible using personal computers. [The computed BdG modes could be further used as initial conditions for starting real-time dynamics simulations using the time-dependent GP equation. The outputs of this toolbox could thus be used with any available code for the time-dependent GP equation. A large variety of such codes exists in the CPC library \[e. g. 24, 25, 26, 28, 40, 29\].](#)

The structure of the paper is as follows. In Sect. 2, we introduce the GP and BdG models. Sections 3 and 4 describe the numerical methods used for the computation the stationary states and BdG modes. We present various benchmarks used for the validation of our codes in Sects. 5 and 6. The architecture of the programs and a description of parameter and output files are given in Sect. 7. Finally, we summarize the main features of the toolbox and present some possible extensions in Sect. 8.

2. The Gross-Pitaevskii model and Bogoliubov-de Gennes equations

2.1. The Gross-Pitaevskii equation

In the zero temperature limit, the Gross-Pitaevskii equation describes the time-evolution of the complex-valued macroscopic wave function $\psi : \mathcal{D} \rightarrow \mathbb{C}$, with $\mathcal{D} \in \mathbb{R}^d$ the domain of the d -dimensional condensate ($d = 1, 2, 3$):

$$i\hbar \frac{\partial \psi}{\partial t} = -\frac{\hbar^2}{2m} \nabla^2 \psi + V_{\text{trap}} \psi + g|\psi|^2 \psi, \quad (1)$$

where $V_{\text{trap}}(\mathbf{x})$ is the external trapping potential, \hbar the reduced Planck constant and m the atomic mass. The nonlinear term models the interaction between atoms, and for $d = 3$ (3D condensate) $g = \frac{4\pi\hbar^2 a_s}{m}$, with a_s the scattering length. We consider the case of harmonic trapping potentials:

$$V_{\text{trap}}(\mathbf{x}) = \frac{m}{2} (\omega_x^2 x^2 + \omega_y^2 y^2 + \omega_z^2 z^2), \quad (2)$$

where $\omega_x, \omega_y, \omega_z$ are trapping frequencies. In several BEC experiments, the ratio between trapping frequencies justifies the so-called dimension-reduction [41, 42] and the description of condensates with one- ($d = 1$) or two-dimensional ($d = 2$) GP equation. For example, in experiments reported in [15] the BEC is confined in a highly elongated, cigar-shaped harmonic trap with frequencies $(\omega_x, \omega_y, \omega_z) = 2\pi(1.4, 176, 174)$ Hz; the 100:1 aspect ratio ensures effectively one-dimensional dynamics in BEC. For $d = 1$ or 2, the nonlinear interaction constant g is specified according to the dimension reduction.

The atomic density $n(\mathbf{x}) = |\psi(\mathbf{x})|^2$ vanishes outside the condensate due to the trapping, which implies that homogeneous Dirichlet boundary conditions should be imposed for the wave function ($\psi = 0$ on $\partial\mathcal{D}$). The corresponding GP energy is:

$$\mathcal{E}(\psi) = \int_{\mathcal{D}} \left(\frac{\hbar^2}{2m} |\nabla \psi(\mathbf{x}, t)|^2 + V_{\text{trap}}(\mathbf{x}) |\psi(\mathbf{x}, t)|^2 + \frac{g}{2} |\psi(\mathbf{x}, t)|^4 \right) d\mathbf{x}, \quad (3)$$

and the total number of atoms:

$$N(\psi) = \int_{\mathcal{D}} \psi \bar{\psi} d\mathbf{x} = \int_{\mathcal{D}} |\psi|^2 d\mathbf{x}, \quad (4)$$

where $\bar{\psi}$ denotes the complex conjugate.

Stationary solutions to the GP equation (1) are obtained by imposing the form

$$\psi(\mathbf{x}, t) = \phi(\mathbf{x}) e^{-\frac{i}{\hbar} \mu t}, \quad (5)$$

with μ the chemical potential. The stationary wave function ϕ is then solution of the stationary GP equation:

$$-\frac{\hbar^2}{2m} \nabla^2 \phi + V_{\text{trap}} \phi + g|\phi|^2 \phi = \mu \phi. \quad (6)$$

Note that from (5) we infer that $|\psi|^2 = |\phi|^2$ and thus $N(\phi) = N(\psi)$ and $\mathcal{E}(\psi) = \mathcal{E}(\phi)$. The chemical potential is related to the number of atoms by the relation:

$$\mu = \frac{1}{N(\phi)} \left(\mathcal{E}(\phi) + \frac{g}{2} \int_{\mathcal{D}} |\phi|^4 d\mathbf{x} \right). \quad (7)$$

In this work, we compute stationary solutions for fixed values of the chemical potential μ . Branches of solutions are followed by continuation on μ . To catch such branches, two limits associated to the value of μ can be considered as initial condition. In the case of low density (corresponding to a small number of particles), the nonlinear term in (1) can be neglected to obtain the linear GP equation. In the case of an harmonic potential (2), ψ can then be described as an eigenstate of the quantum harmonic oscillator. Using a separation of variables, these eigenstates can be written as a product of Hermite and Laguerre polynomials or spherical harmonics, depending on the dimension and the coordinate system. As an example, for the 2D BEC with trapping potential (2) with $\omega_x = \omega_y = \omega_\perp$, the eigenstates formulated in Cartesian coordinates are $|k, l\rangle \propto H_k(\sqrt{\omega_\perp}x)H_l(\sqrt{\omega_\perp}y)e^{-\frac{1}{2}\omega_\perp(x^2+y^2)}$, where H_k, H_l are Hermite polynomials; k and l index the eigenstates and correspond to the number of cuts in the condensate along the x and y axes respectively. Solutions in the linear limit corresponding to various excited states of the condensate have been analysed in many studies [*e. g.* 11, 30].

The other limit is the Thomas-Fermi limit, associated to large values of μ . In this case, the kinetic energy becomes negligible when compared to the nonlinear term. The stationary GP equation (6) reduces to:

$$\mu\phi = V_{\text{trap}}\phi + g|\phi|^2\phi, \quad (8)$$

which gives an analytical expression for the atomic density:

$$n_{\text{TF}} = |\psi_{\text{TF}}|^2 = \frac{1}{g}(\mu - V_{\text{trap}})_+. \quad (9)$$

2.2. The Bogoliubov-de Gennes equation

The Bogoliubov-de Gennes model is based on the linearisation of (1) assuming that:

$$\psi(\mathbf{x}, t) = (\phi(\mathbf{x}) + \delta\phi(\mathbf{x}, t))e^{-\frac{i}{\hbar}\mu t}, \quad (10)$$

where $\phi(\mathbf{x})$ is a stationary state satisfying Eq. (6) and $\delta\phi$ a small perturbation. Inserting (10) in (1), we obtain, after neglecting second order terms in $\delta\phi$, an evolution equation for the perturbation $\delta\phi$:

$$i\hbar\frac{\partial\delta\phi}{\partial t} = \mathcal{H}\delta\phi - \mu\delta\phi + 2g|\phi|^2\delta\phi + g\phi^2\overline{\delta\phi}, \quad (11)$$

where we denoted by

$$\mathcal{H} \equiv -\frac{\hbar^2}{2m}\nabla^2 + V_{\text{trap}}, \quad (12)$$

the linear part of the Hamiltonian. Considering perturbations of the form

$$\delta\phi(\mathbf{x}, t) = A(\mathbf{x})e^{-i\omega t} + \overline{B}(\mathbf{x})e^{i\overline{\omega}t}, \quad (13)$$

we obtain, after separating terms in $e^{-i\omega t}$ and $e^{i\overline{\omega}t}$, the Bogoliubov-de Gennes (BdG) system of equations [18, 43]:

$$\begin{pmatrix} \mathcal{H} - \mu + 2g|\phi|^2 & g\phi^2 \\ -g\overline{\phi}^2 & -(\mathcal{H} - \mu + 2g|\phi|^2) \end{pmatrix} \begin{pmatrix} A \\ B \end{pmatrix} = \hbar\omega \begin{pmatrix} A \\ B \end{pmatrix}. \quad (14)$$

Note that the BdG equation (14) is a linear eigenvalue problem, since ϕ is fixed and \mathcal{H} is a linear real operator. The present toolbox computes, for a given complex stationary state $\phi \in \mathbb{C}$, solutions (ω, A, B) to the BdG equation (14), with ω denoting complex eigenvalues and (A, B) complex eigenvectors.

The following properties of the BdG eigenvalue problem can be obtained by elementary manipulations and will be useful to check the accuracy of calculations:

1. If (ω, A, B) is solution to (14), then $(-\bar{\omega}, \bar{B}, \bar{A})$ is also a solution. This property is obtained by taking the conjugate of (14).
2. $\omega = 0$ is always an eigenvalue (the zero-energy mode). It can be checked that the full solution is $(0, \alpha\phi, -\alpha\bar{\phi})$, $\alpha \in \mathbb{C}$ [18] and represents, following (13), a time invariant (small) excitation $\delta\phi = (\alpha - \bar{\alpha})\phi$. This corresponds in (10) to a gauge transformation and, consequently, it does not add any physical excitation to the system.
3. $\bar{\omega}$ is also an eigenvalue. If $\phi \in \mathbb{R}$, it is easy to see from (14) that $(\bar{\omega}, \bar{A}, \bar{B})$ is also a solution. For the general case of $\phi \in \mathbb{C}$ this property also holds and it can be proved using the Hamiltonian nature of the problem [43].
4. If we multiply the first equation of the system (14) by \bar{A} and the second by \bar{B} , integrate over the domain \mathcal{D} and then sum the two equations, we obtain that:

$$\delta\mathcal{E} = \hbar\omega \int_{\mathcal{D}} (|A|^2 - |B|^2) d\mathbf{x} \in \mathbb{R}, \quad (15)$$

which is generally presented in the literature in the equivalent form [44, 18, 35]:

$$(\omega - \bar{\omega}) \int_{\mathcal{D}} (|A|^2 - |B|^2) d\mathbf{x} = 0. \quad (16)$$

From (15) or (16) we can draw two main observations that are important to interpret the results of the BdG analysis:

1. If the BdG modes are normalized such that $\int_{\mathcal{D}} (|A|^2 - |B|^2) d\mathbf{x} \neq 0$, then we infer from (16) that only real eigenvalues are possible. These correspond to elementary excitations. A mathematical study of the properties of the BdG modes when ω and ϕ are real is offered in [35]. Moreover, the quantity $\delta\mathcal{E}$ in (15) represents the energy difference between the stationary ψ and the perturbed state $\psi + \delta\psi$ [18]. The Krein signature K was introduced as the sign of the energy difference, $K = \text{sign}(\delta\mathcal{E})$ [45]. If $K > 0$ for all modes, then ϕ is the global minimum of the energy, *i. e.* the ground state. On the contrary, if there exists a mode with $K < 0$, then the excitation reduces the energy of the system and the stationary state is thus energetically unstable, *i. e.* excited state (or local minimum of the energy).
2. If $\int_{\mathcal{D}} (|A|^2 - |B|^2) d\mathbf{x} = 0$, complex eigenvalues $\omega = \omega_r + i\omega_i$ are possible. If $\omega_i \neq 0$, then the BdG mode is dynamically unstable.

2.3. Two-component BECs

Mixtures of BECs have been experimentally created, either by considering different atomic species or by using hyperfine states of a single isotope. We consider two-component BECs described by the following system of two coupled GP equations for wave functions ψ_1 and ψ_2 :

$$\begin{cases} i\hbar \frac{\partial \psi_1}{\partial t} = \left(-\frac{\hbar^2}{2m} \nabla^2 + V_{\text{trap}} + g_{11}|\psi_1|^2 + g_{12}|\psi_2|^2 \right) \psi_1, \\ i\hbar \frac{\partial \psi_2}{\partial t} = \left(-\frac{\hbar^2}{2m} \nabla^2 + V_{\text{trap}} + g_{21}|\psi_1|^2 + g_{22}|\psi_2|^2 \right) \psi_2. \end{cases} \quad (17)$$

Coefficients g_{11} and g_{22} represent interactions between atoms of the same species while g_{12} and g_{21} describe interactions between different species. The total energy is the sum of the GP energy of each component:

$$\mathcal{E}(\psi_1, \psi_2) = \int_{\mathcal{D}} \sum_{i=1}^2 \left(\frac{\hbar^2}{2m} |\nabla \psi_i|^2 + V_{\text{trap}} |\psi_i|^2 + \frac{1}{2} \sum_{j=1}^2 g_{ij} |\psi_i|^2 |\psi_j|^2 \right) d\mathbf{x}. \quad (18)$$

Similarly to the one component case, stationary states are sought as $\psi_1 = \phi_1 e^{-\frac{i}{\hbar} \mu_1 t}$ and $\psi_2 = \phi_2 e^{-\frac{i}{\hbar} \mu_2 t}$, with chemical potentials μ_1 and μ_2 . We obtain the following system of equations:

$$\begin{cases} \mu_1 \phi_1 = \left(-\frac{\hbar^2}{2m} \nabla^2 + V_{\text{trap}} + g_{11}|\phi_1|^2 + g_{12}|\phi_2|^2 \right) \phi_1, \\ \mu_2 \phi_2 = \left(-\frac{\hbar^2}{2m} \nabla^2 + V_{\text{trap}} + g_{21}|\phi_1|^2 + g_{22}|\phi_2|^2 \right) \phi_2. \end{cases} \quad (19)$$

Note that in most of published experimental and theoretical studies, the trapping potential is generally the same for the two components. If necessary, different expressions for V_{trap} can be easily implemented in the provided scripts (see next section). This also applies for systems with different atomic masses ($m_1 \neq m_2$). For the sake of simplicity, we present in this paper the case with identical trapping potentials and masses for the two components.

For the linear stability analysis we consider perturbations of the form:

$$\begin{cases} \delta \phi_1(\mathbf{x}) = A(\mathbf{x}) e^{-i\omega t} + \bar{B}(\mathbf{x}) e^{i\bar{\omega} t}, \\ \delta \phi_2(\mathbf{x}) = C(\mathbf{x}) e^{-i\omega t} + \bar{D}(\mathbf{x}) e^{i\bar{\omega} t}, \end{cases} \quad (20)$$

and obtain the BdG equations for the two-component case:

$$M \begin{pmatrix} A \\ B \\ C \\ D \end{pmatrix} = \hbar\omega \begin{pmatrix} A \\ B \\ C \\ D \end{pmatrix}, \quad (21)$$

where the matrix M can be presented in the form:

$$M = \begin{pmatrix} M_{11} & g_{11}\phi_1^2 & g_{12}\phi_1\bar{\phi}_2 & g_{12}\phi_1\phi_2 \\ -g_{11}\bar{\phi}_1^2 & M_{22} & -g_{12}\bar{\phi}_1\phi_2 & -g_{12}\bar{\phi}_1\phi_2 \\ g_{21}\bar{\phi}_1\phi_2 & g_{21}\phi_1\phi_2 & M_{33} & g_{22}\phi_2^2 \\ -g_{21}\bar{\phi}_1\phi_2 & -g_{21}\phi_1\bar{\phi}_2 & -g_{22}\bar{\phi}_2 & M_{44} \end{pmatrix}, \quad (22)$$

with:

$$\begin{cases} M_{11} &= \mathcal{H} - \mu_1 + 2g_{11}|\phi_1|^2 + g_{12}|\phi_2|^2, \\ M_{22} &= -M_{11}, \\ M_{33} &= \mathcal{H} - \mu_2 + g_{21}|\phi_1|^2 + 2g_{22}|\phi_2|^2, \\ M_{44} &= -M_{33}. \end{cases} \quad (23)$$

2.4. Scaling

Various forms of scaling are used in the literature (see [46] for a unified form of the GP scaling). To allow one to switch between different forms, we first introduce a reference (trapping) frequency ω_s which will define a time scale t_s and a length scale x_s (the corresponding harmonic oscillator length):

$$t_s = \frac{1}{\omega_s}, \quad x_s = \sqrt{\frac{\hbar}{m\omega_s}}. \quad (24)$$

We then introduce a reference value ψ_s for the wave function and scale variables as:

$$\mathbf{x} \rightarrow \frac{\mathbf{x}}{x_s}, \quad t \rightarrow \frac{t}{t_s}, \quad \psi \rightarrow \frac{\psi}{\psi_s}. \quad (25)$$

The same scaling is used for the stationary state ϕ . The dimensionless form of the time-dependent stationary GP equation (1) becomes:

$$i\frac{\partial\psi}{\partial t} = -\frac{1}{2}\nabla^2\psi + C_{\text{trap}}\psi + \beta|\psi|^2\psi, \quad (26)$$

with

$$C_{\text{trap}}(\mathbf{x}) = \frac{1}{\hbar\omega_s} V_{\text{trap}}(\mathbf{x}), \quad \beta = \frac{g\psi_s^2}{\hbar\omega_s}. \quad (27)$$

Note that the coefficient 1/2 in front of the Laplacian in Eq. (26) comes from the choice (24) for the reference length, since all terms were divided by the quantity (of the dimension of an energy):

$$\hbar\omega_s = mx_s^2\omega_s^2 = \frac{\hbar^2}{mx_s^2}. \quad (28)$$

From (2) we infer that the non-dimensional trapping potential takes the form:

$$C_{\text{trap}}(x, y, z) = \frac{1}{2} (\omega_x^2 x^2 + \omega_y^2 y^2 + \omega_z^2 z^2), \quad \text{where } \omega_{x,y,z} \rightarrow \frac{\omega_{x,y,z}}{\omega_s}. \quad (29)$$

Similarly, the stationary GP equation (6) becomes:

$$-\frac{1}{2}\nabla^2\phi + C_{\text{trap}}\phi + \beta|\phi|^2 = \mu\phi, \quad \text{where } \mu \rightarrow \frac{\mu}{\hbar\omega_s}. \quad (30)$$

Finally, the BdG system of equations takes the non-dimensional form:

$$\begin{pmatrix} \mathcal{H} - \mu + 2\beta|\phi|^2 & g\phi^2 \\ -g\bar{\phi}^2 & -(\mathcal{H} - \mu + 2\beta|\phi|^2) \end{pmatrix} \begin{pmatrix} A \\ B \end{pmatrix} = \omega \begin{pmatrix} A \\ B \end{pmatrix}, \quad (31)$$

where $\mathcal{H} \equiv -\frac{1}{2}\nabla^2 + C_{\text{trap}}$ is dimensionless, $\omega \rightarrow \omega/\omega_s$ and $A \rightarrow A/\psi_s$, $B \rightarrow B/\psi_s$.

In the two component case, the wave functions are scaled as $\psi_1 \rightarrow \frac{\psi_1}{\psi_{s,1}}$ and $\psi_2 \rightarrow \frac{\psi_2}{\psi_{s,2}}$, and the system (19) for the stationary state becomes:

$$\begin{cases} \mu_1 \phi_1 = \left(-\frac{1}{2}\nabla^2 + C_{\text{trap}} + \beta_{11}|\phi_1|^2 + \beta_{12}|\phi_2|^2 \right) \phi_1, \\ \mu_2 \phi_2 = \left(-\frac{1}{2}\nabla^2 + C_{\text{trap}} + \beta_{21}|\phi_1|^2 + \beta_{22}|\phi_2|^2 \right) \phi_2, \end{cases} \quad (32)$$

where $\beta_{ij} \rightarrow \frac{g_{ij}}{\hbar\omega_s} \psi_{s,j}^2$, $\mu_i \rightarrow \frac{\mu_i}{\hbar\omega_s}$. It follows that the non-dimensional form of the BdG system for the two-component BEC is obtained from (21)-(23), by replacing coefficients g_{ij} with β_{ij} and using the non-dimensional form of \mathcal{H} .

We provide with this toolbox example scripts (files `Tools_scaling/phys_to_adim_1comp.edp` and `Tools_scaling/phys_to_adim_2comp.edp`) that compute non-dimensional parameters from physical values corresponding to several published experimental studies. These programs could guide the user in making the link between parameters of existing experiments and non-dimensional parameters used in this contribution (and, more generally, in theoretical studies).

3. Computing stationary solutions of the GP equation

3.1. Newton method for a single component BEC

Stationary solutions of Eq. (30) are computed using a Newton method. Considering that $\phi = \phi_r + i\phi_i$, we obtain the following system of equations after separating real and imaginary parts:

$$\begin{cases} -\frac{1}{2}\nabla^2 \phi_r + C_{\text{trap}} \phi_r + \beta f(\phi_r, \phi_i) \phi_r - \mu \phi_r = 0, \\ -\frac{1}{2}\nabla^2 \phi_i + C_{\text{trap}} \phi_i + \beta f(\phi_r, \phi_i) \phi_i - \mu \phi_i = 0, \end{cases} \quad (33)$$

where $f(\phi_r, \phi_i)$ implements the non-linear (interaction) term. Here $f(\phi_r, \phi_i) = |\phi|^2 = \phi_r^2 + \phi_i^2$, but the method is described (and programmed) for a general expression of f that can be easily changed in the toolbox.

We consider homogeneous Dirichlet boundary conditions for ϕ_r and ϕ_i , *i.e.* $\phi_r = \phi_i = 0$ on $\partial\mathcal{D}$, and set the classical Sobolev spaces $V = H_0^1(\mathcal{D})$ for ϕ_r and ϕ_i . The weak formulation of (33) can be thus written as follows: find $(\phi_r, \phi_i) \in V \times V = V^2$, such that for all test functions $(v_r, v_i) \in V^2$:

$$\begin{cases} \mathcal{F}_r(\phi_r, \phi_i, v_r) = \int_{\mathcal{D}} (C_{\text{trap}} - \mu) \phi_r v_r + \int_{\mathcal{D}} \frac{1}{2} \nabla \phi_r \cdot \nabla v_r + \int_{\mathcal{D}} \beta f(\phi_r, \phi_i) \phi_r v_r = 0, \\ \mathcal{F}_i(\phi_r, \phi_i, v_i) = \int_{\mathcal{D}} (C_{\text{trap}} - \mu) \phi_i v_i + \int_{\mathcal{D}} \frac{1}{2} \nabla \phi_i \cdot \nabla v_i + \int_{\mathcal{D}} \beta f(\phi_r, \phi_i) \phi_i v_i = 0. \end{cases} \quad (34)$$

Starting from an initial guess (ϕ_r^0, ϕ_i^0) , solution increments

$$q = \phi_r^k - \phi_r^{k+1}, \quad s = \phi_i^k - \phi_i^{k+1}, \quad k \geq 0, \quad (35)$$

are computed using the Newton algorithm:

$$\begin{pmatrix} \left(\frac{\partial \mathcal{F}_r}{\partial \phi_r} \right)_{\phi_r = \phi_r^k, \phi_i = \phi_i^k} & \left(\frac{\partial \mathcal{F}_r}{\partial \phi_i} \right)_{\phi_r = \phi_r^k, \phi_i = \phi_i^k} \\ \left(\frac{\partial \mathcal{F}_i}{\partial \phi_r} \right)_{\phi_r = \phi_r^k, \phi_i = \phi_i^k} & \left(\frac{\partial \mathcal{F}_i}{\partial \phi_i} \right)_{\phi_r = \phi_r^k, \phi_i = \phi_i^k} \end{pmatrix} \begin{pmatrix} q \\ s \end{pmatrix} = \begin{pmatrix} \mathcal{F}_r(\phi_r^k, \phi_i^k, v_r) \\ \mathcal{F}_i(\phi_r^k, \phi_i^k, v_i) \end{pmatrix}, \quad (36)$$

with the corresponding weak formulation:

$$\begin{cases} \int_{\mathcal{D}} (C_{\text{trap}} - \mu) q v_r + \int_{\mathcal{D}} \frac{1}{2} \nabla q \cdot \nabla v_r + \int_{\mathcal{D}} \beta \left(\frac{\partial f}{\partial \phi_r}(\phi_r^k, \phi_i^k) \phi_r^k q + \frac{\partial f}{\partial \phi_i}(\phi_r^k, \phi_i^k) \phi_r^k s + f(\phi_r^k, \phi_i^k) q \right) v_r \\ \quad = \int_{\mathcal{D}} (C_{\text{trap}} - \mu) \phi_r^k v_r + \int_{\mathcal{D}} \frac{1}{2} \nabla \phi_r^k \cdot \nabla v_r + \int_{\mathcal{D}} \beta f(\phi_r^k, \phi_i^k) \phi_r^k v_r, \\ \int_{\mathcal{D}} (C_{\text{trap}} - \mu) s v_i + \int_{\mathcal{D}} \frac{1}{2} \nabla s \cdot \nabla v_i + \int_{\mathcal{D}} \beta \left(\frac{\partial f}{\partial \phi_r}(\phi_r^k, \phi_i^k) \phi_i^k q + \frac{\partial f}{\partial \phi_i}(\phi_r^k, \phi_i^k) \phi_i^k s + f(\phi_r^k, \phi_i^k) s \right) v_i \\ \quad = \int_{\mathcal{D}} (C_{\text{trap}} - \mu) \phi_i^k v_i + \int_{\mathcal{D}} \frac{1}{2} \nabla \phi_i^k \cdot \nabla v_i + \int_{\mathcal{D}} \beta f(\phi_r^k, \phi_i^k) \phi_i^k v_i. \end{cases} \quad (37)$$

Note that the metalanguage used in FreeFem++ enables the implementation of Eqs. (37) in a form very similar to mathematical formulae, which is appreciable to rapidly build bug-free numerical codes.

3.2. Newton method for a two-component BEC

For a two-component BEC, we solve the following system, obtained from (32) after separating real and imaginary parts for $\phi_1 = \phi_{1r} + i\phi_{1i}$ and $\phi_2 = \phi_{2r} + i\phi_{2i}$:

$$\begin{cases} -\frac{1}{2} \nabla^2 \phi_{1r} + (C_{\text{trap}} - \mu_1) \phi_{1r} + \beta_{11} f(\phi_{1r}, \phi_{1i}) \phi_{1r} + \beta_{12} f(\phi_{2r}, \phi_{2i}) \phi_{1r} = 0, \\ -\frac{1}{2} \nabla^2 \phi_{1i} + (C_{\text{trap}} - \mu_1) \phi_{1i} + \beta_{11} f(\phi_{1r}, \phi_{1i}) \phi_{1i} + \beta_{12} f(\phi_{2r}, \phi_{2i}) \phi_{1i} = 0, \\ -\frac{1}{2} \nabla^2 \phi_{2r} + (C_{\text{trap}} - \mu_2) \phi_{2r} + \beta_{21} f(\phi_{1r}, \phi_{1i}) \phi_{2r} + \beta_{22} f(\phi_{2r}, \phi_{2i}) \phi_{2r} = 0, \\ -\frac{1}{2} \nabla^2 \phi_{2i} + (C_{\text{trap}} - \mu_2) \phi_{2i} + \beta_{21} f(\phi_{1r}, \phi_{1i}) \phi_{2i} + \beta_{22} f(\phi_{2r}, \phi_{2i}) \phi_{2i} = 0. \end{cases} \quad (38)$$

We consider again homogeneous Dirichlet boundary conditions, *i. e.* $\phi_{1r} = \phi_{1i} = \phi_{2r} = \phi_{2i} = 0$ on $\partial \mathcal{D}$. The weak formulation of (38) can be written as follows: find $(\phi_{1r}, \phi_{1i}, \phi_{2r}, \phi_{2i}) \in V^4$, such that for all test functions $(v_{1r}, v_{1i}, v_{2r}, v_{2i}) \in V^4$:

$$\begin{cases} \mathcal{F}_{1r} = \int_{\mathcal{D}} (C_{\text{trap}} - \mu_1) \phi_{1r} v_{1r} + \int_{\mathcal{D}} \frac{1}{2} \nabla \phi_{1r} \cdot \nabla v_{1r} + \int_{\mathcal{D}} (\beta_{11} f(\phi_{1r}, \phi_{1i}) + \beta_{12} f(\phi_{2r}, \phi_{2i})) \phi_{1r} v_{1r} = 0, \\ \mathcal{F}_{1i} = \int_{\mathcal{D}} (C_{\text{trap}} - \mu_1) \phi_{1i} v_{1i} + \int_{\mathcal{D}} \frac{1}{2} \nabla \phi_{1i} \cdot \nabla v_{1i} + \int_{\mathcal{D}} (\beta_{11} f(\phi_{1r}, \phi_{1i}) + \beta_{12} f(\phi_{2r}, \phi_{2i})) \phi_{1i} v_{1i} = 0, \\ \mathcal{F}_{2r} = \int_{\mathcal{D}} (C_{\text{trap}} - \mu_2) \phi_{2r} v_{2r} + \int_{\mathcal{D}} \frac{1}{2} \nabla \phi_{2r} \cdot \nabla v_{2r} + \int_{\mathcal{D}} (\beta_{21} f(\phi_{1r}, \phi_{1i}) + \beta_{22} f(\phi_{2r}, \phi_{2i})) \phi_{2r} v_{2r} = 0, \\ \mathcal{F}_{2i} = \int_{\mathcal{D}} (C_{\text{trap}} - \mu_2) \phi_{2i} v_{2i} + \int_{\mathcal{D}} \frac{1}{2} \nabla \phi_{2i} \cdot \nabla v_{2i} + \int_{\mathcal{D}} (\beta_{21} f(\phi_{1r}, \phi_{1i}) + \beta_{22} f(\phi_{2r}, \phi_{2i})) \phi_{2i} v_{2i} = 0. \end{cases} \quad (39)$$

The Newton step for increments

$$q_1 = \phi_{1r}^k - \phi_{1r}^{k+1}, \quad s_1 = \phi_{1i}^k - \phi_{1i}^{k+1}, \quad q_2 = \phi_{2r}^k - \phi_{2r}^{k+1}, \quad s_2 = \phi_{2i}^k - \phi_{2i}^{k+1}, \quad (40)$$

consists then in solving the following four equations:

$$\begin{aligned} & \int_{\mathcal{D}} (C_{\text{trap}} - \mu_1) q_1 v_{1r} + \int_{\mathcal{D}} \frac{1}{2} \nabla q_1 \cdot \nabla v_{1r} + \int_{\mathcal{D}} (\beta_{11} f(\phi_{1r}^k, \phi_{1i}^k) + \beta_{12} f(\phi_{2r}^k, \phi_{2i}^k)) q_1 v_{1r} \\ & + \int_{\mathcal{D}} \beta_{11} \left(\frac{\partial f}{\partial \phi_r}(\phi_{1r}^k, \phi_{1i}^k) \phi_{1r}^k q_1 + \frac{\partial f}{\partial \phi_i}(\phi_{1r}^k, \phi_{1i}^k) \phi_{1r}^k s_1 \right) v_{1r} \\ & + \int_{\mathcal{D}} \beta_{12} \left(\frac{\partial f}{\partial \phi_r}(\phi_{2r}^k, \phi_{2i}^k) \phi_{1r}^k q_2 + \frac{\partial f}{\partial \phi_i}(\phi_{2r}^k, \phi_{2i}^k) \phi_{1r}^k s_2 \right) v_{1r} \\ & = \int_{\mathcal{D}} (C_{\text{trap}} - \mu_1) \phi_{1r}^k v_{1r} + \int_{\mathcal{D}} \frac{1}{2} \nabla \phi_{1r}^k \cdot \nabla v_{1r} + \int_{\mathcal{D}} (\beta_{11} f(\phi_{1r}^k, \phi_{1i}^k) + \beta_{12} f(\phi_{2r}^k, \phi_{2i}^k)) \phi_{1r}^k v_{1r}, \end{aligned} \quad (41)$$

$$\begin{aligned} & \int_{\mathcal{D}} (C_{\text{trap}} - \mu_1) s_1 v_{1i} + \int_{\mathcal{D}} \frac{1}{2} \nabla s_1 \cdot \nabla v_{1i} + \int_{\mathcal{D}} (\beta_{11} f(\phi_{1r}^k, \phi_{1i}^k) + \beta_{12} f(\phi_{2r}^k, \phi_{2i}^k)) s_1 v_{1i} \\ & + \int_{\mathcal{D}} \beta_{11} \left(\frac{\partial f}{\partial \phi_r}(\phi_{1r}^k, \phi_{1i}^k) \phi_{1i}^k q_1 + \frac{\partial f}{\partial \phi_i}(\phi_{1r}^k, \phi_{1i}^k) \phi_{1i}^k s_1 \right) v_{1i} \\ & + \int_{\mathcal{D}} \beta_{12} \left(\frac{\partial f}{\partial \phi_r}(\phi_{2r}^k, \phi_{2i}^k) \phi_{1i}^k q_2 + \frac{\partial f}{\partial \phi_i}(\phi_{2r}^k, \phi_{2i}^k) \phi_{1i}^k s_2 \right) v_{1i} \\ & = \int_{\mathcal{D}} (C_{\text{trap}} - \mu_1) \phi_{1i}^k v_{1i} + \int_{\mathcal{D}} \frac{1}{2} \nabla \phi_{1i}^k \cdot \nabla v_{1i} + \int_{\mathcal{D}} (\beta_{11} f(\phi_{1r}^k, \phi_{1i}^k) + \beta_{12} f(\phi_{2r}^k, \phi_{2i}^k)) \phi_{1i}^k v_{1i}, \end{aligned} \quad (42)$$

$$\begin{aligned} & \int_{\mathcal{D}} (C_{\text{trap}} - \mu_2) q_2 v_{2r} + \int_{\mathcal{D}} \frac{1}{2} \nabla q_2 \cdot \nabla v_{2r} + \int_{\mathcal{D}} (\beta_{22} f(\phi_{2r}^k, \phi_{2i}^k) + \beta_{21} f(\phi_{1r}^k, \phi_{1i}^k)) q_2 v_{2r} \\ & + \int_{\mathcal{D}} \beta_{21} \left(\frac{\partial f}{\partial \phi_r}(\phi_{1r}^k, \phi_{1i}^k) \phi_{2r}^k q_1 + \frac{\partial f}{\partial \phi_i}(\phi_{1r}^k, \phi_{1i}^k) \phi_{2r}^k s_1 \right) v_{2r} \\ & + \int_{\mathcal{D}} \beta_{22} \left(\frac{\partial f}{\partial \phi_r}(\phi_{2r}^k, \phi_{2i}^k) \phi_{2r}^k q_2 + \frac{\partial f}{\partial \phi_i}(\phi_{2r}^k, \phi_{2i}^k) \phi_{2r}^k s_2 \right) v_{2r} \\ & = \int_{\mathcal{D}} (C_{\text{trap}} - \mu_2) \phi_{2r}^k v_{2r} + \int_{\mathcal{D}} \frac{1}{2} \nabla \phi_{2r}^k \cdot \nabla v_{2r} + \int_{\mathcal{D}} (\beta_{21} f(\phi_{1r}^k, \phi_{1i}^k) + \beta_{22} f(\phi_{2r}^k, \phi_{2i}^k)) \phi_{2r}^k v_{2r}, \end{aligned} \quad (43)$$

$$\begin{aligned} & \int_{\mathcal{D}} (C_{\text{trap}} - \mu_2) s_2 v_{2i} + \int_{\mathcal{D}} \frac{1}{2} \nabla s_2 \cdot \nabla v_{2i} + \int_{\mathcal{D}} (\beta_{22} f(\phi_{2r}^k, \phi_{2i}^k) + \beta_{21} f(\phi_{1r}^k, \phi_{1i}^k)) s_2 v_{2i} \\ & + \int_{\mathcal{D}} \beta_{21} \left(\frac{\partial f}{\partial \phi_r}(\phi_{1r}^k, \phi_{1i}^k) \phi_{2i}^k q_1 + \frac{\partial f}{\partial \phi_i}(\phi_{1r}^k, \phi_{1i}^k) \phi_{2i}^k s_1 \right) v_{2i} \\ & + \int_{\mathcal{D}} \beta_{22} \left(\frac{\partial f}{\partial \phi_r}(\phi_{2r}^k, \phi_{2i}^k) \phi_{2i}^k q_2 + \frac{\partial f}{\partial \phi_i}(\phi_{2r}^k, \phi_{2i}^k) \phi_{2i}^k s_2 \right) v_{2i} \\ & = \int_{\mathcal{D}} (C_{\text{trap}} - \mu_2) \phi_{2i}^k v_{2i} + \int_{\mathcal{D}} \frac{1}{2} \nabla \phi_{2i}^k \cdot \nabla v_{2i} + \int_{\mathcal{D}} (\beta_{21} f(\phi_{1r}^k, \phi_{1i}^k) + \beta_{22} f(\phi_{2r}^k, \phi_{2i}^k)) \phi_{2i}^k v_{2i}. \end{aligned} \quad (44)$$

Again, the implementation of Eqs. (41)-(44) with FreeFem++ is very similar to the mathematical formulation.

3.3. Finite element implementation with FreeFem++

The algorithms presented below are implemented using the free software FreeFem++ [37]. We illustrate in this section the main principles of programming used in building the toolbox and the numerical settings for the BdG problem.

One of the main advantages offered by FreeFem++ is to program cumbersome formulae in a compact form, close to the mathematical formulation. For example, the system (37) is implemented in a Macro (precisely BdG_1comp/A_macro/Macro_problem.edp) in which integral terms are easy to identify:

```
NewMacro problemGP
macro f(ur,ui) (ur^2 + ui^2)//
macro dfdur(ur,ui) (2.*ur)//
macro dfdui(ur,ui) (2.*ui)//

varf vGP([q,s],[vr,vi]) =
intN(Th,qforder=ord)((Ctrap - mu)*q*vr + .5*grad(q)'*grad(vr)
+ (Ctrap - mu)*s*vi + .5*grad(s)'*grad(vi)
+ beta * (f(phir,phii)*q*vr + f(phir,phii)*s*vi)
+ beta * phir*vr*(dfdur(phir,phii)*q + dfdui(phir,phii)*s)
+ beta * phii*vi*(dfdur(phir,phii)*q + dfdui(phir,phii)*s))
+ intN(Th,qforder=ord)((Ctrap - mu)*phir*vr + .5*grad(phir)'*
grad(vr)
+ (Ctrap - mu)*phii*vi + .5*grad(phii)'*grad(vi)
+ beta * f(phir,phii) * (phir*vr + phii*vi)
BCGP;
EndMacro
```

Another advantage of this formulation is that it can be used for any dimension ($d = 1, 2$ or 3) and any available type of finite elements, by simply declaring these values in the files defining the computational case. For example, for the 1D dark-soliton test case (file BdG_1comp/INIT/1D.DS.inc):

```
macro dimension 1//
macro FEchoice P2//
```

These choices are then used in the main programs to define the finite-element spaces. For example, in FFEM_GP_1c_1D_2D_3D.edp:

```
func Pk = [FEchoice,FEchoice];
...
meshN Th; // Local mesh
fespace Wh(Th,FEchoice);
fespace Whk(Th,Pk);
...
Wh<complex> phi; // Wavefunction
Whk [q,s], [phir,phii];
```

For the two-component BEC, the macro formulation of the Newton algorithm is similar to the previous one-component case and follows Eqs. (41)-(42) (file BdG_2comp/A_macro/Macro_problem.edp):

```

NewMacro problemGP
macro f(ur,ui) (ur^2 + ui^2)//
macro dfdur(ur,ui) (2.*ur)//
macro dfdui(ur,ui) (2.*ui)//

varf vGP([q1,s1,q2,s2],[v1r,v1i,v2r,v2i])=
intN(Th,qforder=ord)(
1./2.*grad(q1)'*grad(v1r) + (Ctrap - mu1)*q1*v1r + (beta11*
f(phi1r,phi1i) + beta12*f(phi2r,phi2i))*q1*v1r
+ beta11*(dfdur(phi1r,phi1i))*phi1r*q1 + dfdui(phi1r,phi1i)*
phi1r*s1*v1r
+ beta12*(dfdur(phi2r,phi2i))*phi1r*q2 + dfdui(phi2r,phi2i)*
phi1r*s2*v1r
+1./2.*grad(s1)'*grad(v1i) + (Ctrap - mu1)*s1*v1i + (beta11
*f(phi1r,phi1i) + beta12*f(phi2r,phi2i))*s1*v1i
+ beta11*(dfdur(phi1r,phi1i))*phi1i*q1 + dfdui(phi1r,phi1i)*
phi1i*s1*v1i
+ beta12*(dfdur(phi2r,phi2i))*phi1i*q2 + dfdui(phi2r,phi2i)*
phi1i*s2*v1i
+1./2.*grad(q2)'*grad(v2r) + (Ctrap - mu2)*q2*v2r + (beta22
*f(phi2r,phi2i) + beta21*f(phi1r,phi1i))*q2*v2r
+ beta22*(dfdur(phi2r,phi2i))*phi2r*q2 + dfdui(phi2r,phi2i)*
phi2r*s2*v2r
+ beta21*(dfdur(phi1r,phi1i))*phi2r*q1 + dfdui(phi1r,phi1i)*
phi2r*s1*v2r
+1./2.*grad(s2)'*grad(v2i) + (Ctrap - mu2)*s2*v2i + (beta22
*f(phi2r,phi2i) + beta21*f(phi1r,phi1i))*s2*v2i
+ beta22*(dfdur(phi2r,phi2i))*phi2i*q2 + dfdui(phi2r,phi2i)*
phi2i*s2*v2i
+ beta21*(dfdur(phi1r,phi1i))*phi2i*q1 + dfdui(phi1r,phi1i)*
phi2i*s1*v2i
)
+ intN(Th,qforder=ord)(
1./2.*grad(phi1r)'*grad(v1r) + (Ctrap - mu1)*phi1r*v1r + (
beta11*f(phi1r,phi1i) + beta12*f(phi2r,phi2i))*phi1r*v1r
+ 1./2.*grad(phi1i)'*grad(v1i) + (Ctrap - mu1)*phi1i*v1i +
(beta11*f(phi1r,phi1i) + beta12*f(phi2r,phi2i))*phi1i*
v1i
+ 1./2.*grad(phi2r)'*grad(v2r) + (Ctrap - mu2)*phi2r*v2r +
(beta22*f(phi2r,phi2i) + beta21*f(phi1r,phi1i))*phi2r*
v2r
+ 1./2.*grad(phi2i)'*grad(v2i) + (Ctrap - mu2)*phi2i*v2i +
(beta22*f(phi2r,phi2i) + beta21*f(phi1r,phi1i))*phi2i*
v2i
)
BCGP;
EndMacro

```

Note that, since the expression of `Ctrap` is also defined as a macro, it is easy to change the scripts to implement a different trapping (`Ctrap1` and `Ctrap2`) for the two components (corresponding to `mu1` and `mu2`).

For all programs in this toolbox, we use *P2* (piece-wise quadratic) finite elements.

FreeFem++ also offers a fast mesh generator for 1D, 2D or 3D configurations. The mesh (generically identified as `Th`) is made of segments in 1D, triangles in 2D and tetrahedrons in 3D. The initial solution is built specifically for each case as an approximation of the state we want to study (see Sects. 5 and 6). Newton iterations are stopped when one of two following criteria is satisfied:

$$\left\| \begin{pmatrix} q \\ s \end{pmatrix} \right\|_{\infty} < \epsilon_q, \quad \left\| \begin{pmatrix} \mathcal{F}_r \\ \mathcal{F}_i \end{pmatrix} \right\|_2 < \epsilon_F. \quad (45)$$

In practice, we use $\epsilon_q = 10^{-8}$ and $\epsilon_F = 10^{-16}$ and in all considered cases both criteria are satisfied simultaneously. To achieve convergence in the Newton algorithm, the choice of the solver for the linear system resulting from (33) or (38) is very important. For 1D and 2D problems we solve the system with a direct LU method using the library MUMPS. For 3D problems, we use a GMRES method, preconditioned by an incomplete LU factorization.

Branches of stationary solutions are followed by a continuation method on the parameter $\mu_0 \leq \mu \leq \mu_f$. In practice, we start from a value μ_0 for which the initial condition is sufficiently close to the stationary state and use this converged state as an initial guess for the Newton method with chemical potential $\mu_0 + \delta\mu$. The process is repeated until μ_f is reached. This is especially useful when following states from the linear limit to high values of μ . For the two-component case, the continuation is done first on μ_1 and μ_2 and then on the inter-component interactions β_{12} and β_{21} .

An important tool in FreeFem++ is the adaptive mesh refinement, that considerably helps in reducing the computational time while keeping a high degree of accuracy. The grid is refined in regions of high gradients and coarsened in low gradients regions. The mesh is adapted in 2D using the standard `adaptmesh` command of FreeFem++ which creates a new mesh adapted to the Hessian of the solution. The algorithm implemented in the `adaptmesh` function modifies the inner product used in the automatic mesh generator to evaluate distance and volume [47, 48, 49]. Equilateral elements are thus constructed, accordingly to the new metric. The inner product is based on the evaluation of the Hessian \mathcal{H} of the variables of the problem. For example, for a P1 (piece-wise linear) finite-element discretization of a variable χ , the interpolation error is bounded by:

$$\varepsilon = |\chi - \Pi_h \chi|_0 \leq c \sup_{T \in \mathcal{T}_h} \sup_{x, y, z \in T} |\mathcal{H}(x)|(y - z, y - z), \quad (46)$$

where $\Pi_h \chi$ is the P1 interpolate of χ , $|\mathcal{H}(x)|$ is the Hessian of χ at point x after being made positive definite. Using the Delaunay algorithm (*e.g.* [50]) to generate a triangular mesh with edges close to the unit length in the metric $\mathcal{M} = \frac{|\mathcal{H}|}{(c\varepsilon)}$ will result in an equally distributed interpolation error ε over the edges of the mesh. Note that this algorithm is different from Adaptive Mesh Refinement (AMR) methods based on a topological representation of the computational mesh by a hierarchical structure consisting of oct-quad-and binary trees (*e.g.* [51]). The previous approach could be generalized for a vector variable $\chi = [\chi_1, \chi_2]$. After computing the metrics \mathcal{M}_1 and \mathcal{M}_2 for each variable, we define a metric intersection $\mathcal{M} = \mathcal{M}_1 \cap \mathcal{M}_2$, such that the unit ball of \mathcal{M} is included

in the intersection of the two unit balls of metrics \mathcal{M}_2 and \mathcal{M}_1 (for details, see the algorithm defined in [48]). For the stationary GP equation solved in this toolbox, we use the adaptive mesh refinement based on the intersection of three metrics computed from squared modulus, real and imaginary parts of the complex wave function (see also [38]).

In 3D, the adaptative mesh refinement is done through the libraries `mshmet` and `mng` [52] using similar algorithms. These libraries are directly linked to FreeFem++ . When using continuation, we adapt the mesh for different values of μ . Mesh adaptation is mandatory for the complicated test cases, especially in 3D or for the two-component cases: using a refined mesh for the entire domain would lead to a large memory consumption and an excessively long computational time. Note that when adapting the finite element mesh, the user can set the values for h_{max} and h_{min} , which are the maximum and, respectively, the minimum edge size of the triangular mesh. This offers the possibility to control the size of the mesh and thus find a trade-off between accuracy and computational cost.

4. Solving the BdG equations

The BdG problem (31) is solved using the ARPACK library [32]. It is directly interfaced with FreeFem++ and uses an Arnoldi method to compute the eigenvalues and eigenvectors of a given matrix. We use the following weak formulation corresponding to (31):

$$\begin{cases} \int_{\mathcal{D}} \frac{1}{2} \nabla A \cdot \nabla v_1 + \int_{\mathcal{D}} (C_{\text{trap}} - \mu) A v_1 + \int_{\mathcal{D}} 2\beta |\phi|^2 A v_1 + \int_{\mathcal{D}} \beta \phi^2 B v_1 = \omega \int_{\mathcal{D}} A v_1, \\ - \int_{\mathcal{D}} \frac{1}{2} \nabla B \cdot \nabla v_2 - \int_{\mathcal{D}} (C_{\text{trap}} + \mu) B v_2 - \int_{\mathcal{D}} 2\beta |\phi|^2 B v_2 - \int_{\mathcal{D}} \beta \bar{\phi}^2 A v_2 = \omega \int_{\mathcal{D}} B v_2. \end{cases} \quad (47)$$

The bilinear terms in the left hand side of this equation form the finite element matrix M that is sent to ARPACK. To check the accuracy of the eigenvalue computation, we compute the residual:

$$\left\| M \begin{pmatrix} A \\ B \end{pmatrix} - \omega \begin{pmatrix} A \\ B \end{pmatrix} \right\|_{\infty}. \quad (48)$$

Numerical tests showed that using a shift leads to an increased accuracy: the residual decreases to 10^{-7} and eigenvalues are closer to the expected values when compared to known results. We use a shift $\sigma = 10^{-4}$, which is implemented by adding the following term to the matrix:

$$- \int_{\mathcal{D}} \sigma (A v_1 + B v_2). \quad (49)$$

The code for the BdG part is, again, very similar to mathematical expressions. For example, it easy to see the correspondence between the BdG formulation (47) and its implementation in the following macro (file `BdG_1comp/A_macro/Macro.problem.edp`):

```
NewMacro problemBdG
varf vBdGMat([A,B],[v1,v2]) =
intN(Th, qforder=ord)(.5*grad(v1)'*grad(A) + (Ctrap-mu)*A*v1
,
+ 2.*beta*abs(phi)^2*A*v1' + beta*phi^2*B*v1'
- .5*grad(v2)'*grad(B) - (Ctrap-mu)*B*v2'
- 2.*beta*abs(phi)^2*B*v2' - beta*(phi')^2*A*v2'
- sigma*A*v1' - sigma*B*v2')
```



```

BCBdG;

varf vBdGVec([A,B],[v1,v2]) = intN(Th,qforder=ord)(A*v1' +
      B*v2');
EndMacro

```

For the two-component case, the numerical method is similar and based on the following weak formulation corresponding to (21)-(23):

$$\left\{ \begin{array}{l}
\int_{\mathcal{D}} \frac{1}{2} \nabla A \cdot \nabla v_1 + \int_{\mathcal{D}} (C_{\text{trap}} - \mu_1) A v_1 + \int_{\mathcal{D}} (2\beta_{11} |\phi_1|^2 + \beta_{12} |\phi_2|^2) A v_1 \\
\quad + \int_{\mathcal{D}} \beta_{11} \phi_1^2 B v_1 + \int_{\mathcal{D}} \beta_{12} \phi_1 \bar{\phi}_2 C v_1 + \int_{\mathcal{D}} \beta_{12} \phi_1 \phi_2 D v_1 = \omega \int_{\mathcal{D}} A v_1, \\
- \int_{\mathcal{D}} \frac{1}{2} \nabla B \cdot \nabla v_2 - \int_{\mathcal{D}} (C_{\text{trap}} - \mu) B v_2 - \int_{\mathcal{D}} (2\beta_{11} |\phi_1|^2 + \beta_{12} |\phi_2|^2) B v_2 \\
\quad - \int_{\mathcal{D}} \beta_{11} \bar{\phi}_1^2 A v_2 - \int_{\mathcal{D}} \beta_{12} \bar{\phi}_1 \phi_2 C v_2 - \int_{\mathcal{D}} \beta_{12} \bar{\phi}_1 \phi_2 D v_2 = \omega \int_{\mathcal{D}} B v_2, \\
\int_{\mathcal{D}} \frac{1}{2} \nabla C \cdot \nabla v_3 + \int_{\mathcal{D}} (C_{\text{trap}} - \mu) C v_3 + \int_{\mathcal{D}} (2\beta_{22} |\phi_2|^2 + \beta_{21} |\phi_1|^2) C v_3 \\
\quad + \int_{\mathcal{D}} \beta_{21} \bar{\phi}_1 \phi_2 A v_3 + \int_{\mathcal{D}} \beta_{21} \phi_1 \phi_2 B v_3 + \int_{\mathcal{D}} \beta_{22} \phi_2^2 D v_3 = \omega \int_{\mathcal{D}} C v_3, \\
- \int_{\mathcal{D}} \frac{1}{2} \nabla D \cdot \nabla v_4 - \int_{\mathcal{D}} (C_{\text{trap}} - \mu) D v_4 - \int_{\mathcal{D}} (2\beta_{22} |\phi_2|^2 + \beta_{21} |\phi_1|^2) D v_4 \\
\quad - \int_{\mathcal{D}} \beta_{21} \bar{\phi}_1 \phi_2 A v_4 - \int_{\mathcal{D}} \beta_{21} \phi_1 \bar{\phi}_2 B v_4 - \int_{\mathcal{D}} \beta_{22} \bar{\phi}_2^2 C v_4 = \omega \int_{\mathcal{D}} D v_4.
\end{array} \right. \quad (50)$$

5. Validation test cases for the one-component BEC

We start by validating the codes for the one-component BEC against well known benchmarks. For all considered cases the non-dimensional equations are solved in the setting for which $\beta = 1$. A summary of the considered cases, together with typical computational times and mesh sizes (*i. e.* the number of elements), is provided in Tab. 1. The mesh is initially build by taking into account the topology of the solution. For instance, the mesh for the 2D vortex case is a disk with smaller triangles in the center (where the vortex is located), with defined minimum edge size $h_{\min} = h_{\max}/45$. When the adaptive mesh refinement is used, at each iteration of the Newton algorithm the mesh is refined in regions of high gradients (*e. g.* around solitons or vortices) and de-refined otherwise (zones of constant density), see Sect. 3.3. To fairly compare the efficiency of the two algorithms for these known cases, we impose the same minimum edge size h_{\min} in the adaptive mesh refinement procedure. Note however that, when exploring branches of solutions for which the topology is unknown, it is safer to use the adaptive mesh refinement to accurately capture new solutions. For each case in Tab. 1, we indicate the size of the mesh for the last step of the continuation procedure.

	Without mesh adaptation			With mesh adaptation		
	CPU time GP	CPU time BdG	Mesh size	CPU time GP	CPU time BdG	Mesh size
1D ground state	00:00:01	00:00:05	3 602			
1D dark soliton	00:00:01	00:00:02	1 356			
2D ground state	00:00:05	00:00:48	20 000	00:00:05	00:00:29	10 847
2D dark soliton	00:20:49	05:34:28	45 000	00:17:03	02:20:57	21 382
2D central vortex	00:20:33	02:36:25	34 406	00:09:16	00:53:20	13 300
3D ground state	00:38:02	06:51:43	63 888	00:28:56	04:51:09	46 497

Table 1: Test cases for the one-component BEC. Computational time and mesh size (number of elements). All computation were performed on a Macbook pro M1, 16GB of DDR4 2400 MHz RAM.

5.1. 1D case: ground state

The first test case is the computation of eigenvalues of the ground state of a one-dimensional BEC with trapping potential $V_{\text{trap}} = \frac{1}{2}m\omega_z^2 z^2$. In the Thomas-Fermi limit, the explicit expressions for eigenvalues are known [53]:

$$\omega_n^{\text{TF}} = \omega_z \sqrt{\frac{n(n+1)}{2}}, \quad n \in \mathbb{N}. \quad (51)$$

We compare in Tab. 2 numerical and theoretical values of eigenvalues ω for $\mu = 6$ and $\omega_z = 0.025$. The Thomas-Fermi solution (9) was used to initialize the Newton algorithm. We could check from Tab. 2 that the computed eigenvalues verify the following expected properties (see also Sect. 2.2):

- (i) all eigenvalues are real (the stationary state is dynamically stable) and form pairs $(+\omega, -\omega)$,
- (ii) the first eigenvalue is $\omega = 0$;
- (iii) the other eigenvalues correspond to theoretical predictions (51),
- (iv) all Krein signatures are positive (the stationary state is energetically stable).

Note that, since the computation of eigenvalues stops when the residual defined in (48) is reduced to 10^{-7} , values below this threshold have to be considered as zero. However, we prefer to display the output values of the code to better guide the user and ensure the reproducibility of the presented results.

	$Re(\omega)$	$Im(\omega)$	K	ω_n^{TF} from (51)
ω_1	-2.89857e-15	2.16087e-07	1	$\omega_0^{\text{TF}} = 0$
ω_2	6.18933e-15	-2.16087e-07	1	
ω_3	-0.025	-8.80682e-11	1	$\omega_1^{\text{TF}} = \omega_z = 0.025$
ω_4	0.025	2.76512e-11	1	
ω_5	-0.0433018	-4.41549e-11	1	$\omega_2^{\text{TF}} \approx 0.043301270$
ω_6	0.0433018	-1.21387e-11	1	
ω_7	-0.0612394	-2.87955e-10	1	$\omega_3^{\text{TF}} \approx 0.061237243$
ω_8	0.0612394	1.64467e-10	1	
ω_9	-0.0790624	-1.09235e-10	1	$\omega_4^{\text{TF}} \approx 0.07905694$
ω_{10}	0.0790624	8.67993e-11	1	

Table 2: 1D ground state: eigenvalues and Krein signatures.

Note also from Tab. 2 that this case requires only 5 seconds for the computation of 100 BdG modes. This illustrates the advantage of the finite-element discretization

generating sparse matrices. Special storage and linear algebra algorithms are well adapted to this sparse structure of matrices, resulting in a considerable gain of computational time, when compared to discretization methods using full matrices. For this case using 3,602 elements, corresponding to $N_{dof} = 14,410$ degrees of freedom or unknowns (since we use P2 elements) the BdG matrix has only 115,268 non-zero elements.

5.2. 1D case: dark soliton

We analyse for the second 1D test case an excited state, obtained by adding a dark soliton to the Thomas-Fermi density previously computed. The initial condition for the Newton algorithm is thus built as:

$$\phi_{DS}^{init} = \sqrt{n_{TF}} \tanh(\sqrt{\mu}z). \quad (52)$$

We plot in Fig. 1(a) the initial condition and the converged stationary state. Eigenvalues are displayed in Tab. 3. As expected, all eigenvalues are real, as the dark soliton is dynamically stable in 1D. A complete characterization of the BdG modes is offered in [41].

- The mode with $\omega_4 \approx \frac{\omega_z}{\sqrt{2}} \approx 0.017677669$ is the anomalous mode; it is the only mode with a negative Krein signature. It is represented in Fig. 1(b) and we retrieve the profile obtained in [54].
- The dipole or Kohn mode at $\omega_6 \approx \omega_z = 0.025$ corresponds to oscillations of the center of mass of the condensate.
- The quadrupole mode (or the breathing mode) is obtained for $\omega_8 \approx \omega_z \sqrt{3} \approx 0.04330127$. This mode is particular to the one-dimensionality of the system.

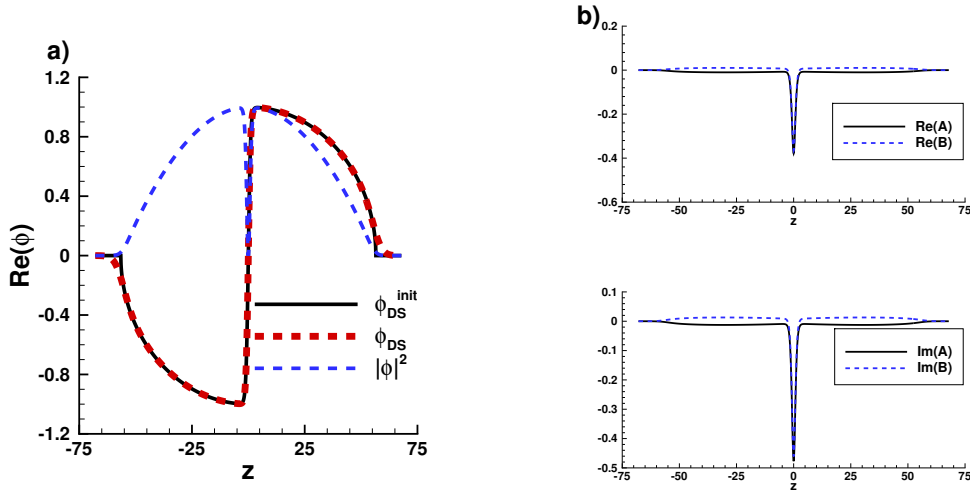


Figure 1: 1D dark soliton: a) initial state and stationary solution, b) anomalous mode with $\omega_4 \approx \frac{\omega_z}{\sqrt{2}}$.

	$Re(\omega)$	$Im(\omega)$	K
ω_1	-2.57971e-07	-3.29591e-15	1
ω_2	2.57971e-07	3.25101e-15	1
ω_3	-0.0178197	-1.09577e-12	-1
ω_4	0.0178197	1.00791e-12	-1
ω_5	-0.025	-5.42312e-12	1
ω_6	0.025	6.69980e-12	1
ω_7	-0.0435553	-8.24994e-12	1
ω_8	0.0435553	9.60204e-12	1
ω_9	-0.0616151	4.28088e-13	1
ω_{10}	0.0616151	2.16934e-13	1

Table 3: 1D dark soliton: eigenvalues and Krein signatures.

5.3. 2D case: ground state

We switch now to 2D BEC configurations with trapping potential $V_{\text{trap}} = \frac{1}{2}m\omega_{\perp}^2 r^2$, where $r^2 = x^2 + y^2$. For this case, the eigenvalues in the Thomas-Fermi limit are also known [53]:

$$\omega_{m,k}^{\text{TF}} = \omega_{\perp} \sqrt{m + 2k^2 + 2k(1 + m)}, \quad (53)$$

where $m, k \geq 0$ are integers. We present in Tab. 4 the first 20 eigenvalues computed for $\mu = 6$ and $\omega_{\perp} = 0.2$, with and without mesh adaptation. We find all Krein signatures to be 1, which is the expected result in the absence of topological excitations. This is a perfect case to check that computations using mesh adaptation provide the same results as computations with a refined fixed mesh. Results in Tab. 4 show that this is indeed the case for our BdG solvers.

To give again an indication of the size of the involved matrices in the eigenvalue solver (see also the 1D case), we note that for this case using 20,000 elements, corresponding to $N_{\text{dof}} = 80,802$ degrees of freedom (since we use P2 elements) the BdG matrix has only 1,846,404 non-zero elements. Due to the sparse structure of matrices, the full computation of 100 BdG modes takes only 43 seconds.

5.4. 2D case: dark soliton

Following the same procedure as in the 1D case, we add to the previously computed 2D ground state a centered dark soliton (Fig. 2). This is an interesting case to test the continuation procedure in following a branch of stationary solutions. The initial condition is given by the $|1, 0\rangle$ state in the linear limit:

$$\phi_{DS} = \sqrt{\frac{\omega_{\perp}}{2\pi}} H_0(\sqrt{\omega_{\perp}}x) H_1(\sqrt{\omega_{\perp}}y) e^{-\frac{1}{2}\omega_{\perp}(x^2+y^2)}, \quad (54)$$

where H_n are Hermite polynomials. We set $\omega_{\perp} = 0.2$ and follow this solution up to $\mu = 3$. Real and imaginary parts of eigenvalues are presented in Fig. 2(a, b) and are identical to the results published in [55]. This state does not have an azimuthal symmetry. Due to the space discretization, there exists a preferred direction along which the soliton will tend to align itself. When adapting the mesh, this direction changes and the wave function will then rotate. To avoid this phenomenon, we only adapt the mesh every 5 iterations during

	No mesh adaptation			With mesh adaptation			$\omega_{m,k}$ from (53)
	$Re(\omega)$	$Im(\omega)$	K	$Re(\omega)$	$Im(\omega)$	K	
ω_1	-2.40414e-06	-1.98607e-16	1	-1.85460e-15	9.45459e-07	1	$\omega_{0,0}^{\text{TF}} = 0$
ω_2	2.40414e-06	1.85464e-16	1	2.12161e-15	-9.45459e-07	1	
ω_3	-0.200004	6.56614e-12	1	-0.200005	-6.67229e-12	1	$\omega_{1,0}^{\text{TF}} = 0.2$
ω_4	0.200004	4.53514e-12	1	0.200005	5.92280e-12	1	
ω_5	-0.200004	4.81411e-11	1	-0.200005	-2.00336e-11	1	
ω_6	0.200004	9.24505e-11	1	0.200005	-1.73351e-11	1	
ω_7	-0.283448	1.57185e-11	1	-0.283448	4.81597e-11	1	$\omega_{2,0}^{\text{TF}} = 0.28284271$
ω_8	0.283448	-9.27850e-11	1	0.283448	-2.43005e-11	1	
ω_9	-0.283467	-8.76293e-12	1	-0.283467	1.32560e-11	1	
ω_{10}	0.283467	-5.44819e-11	1	0.283467	-1.49808e-11	1	
ω_{11}	-0.348767	8.04747e-11	1	-0.348769	3.80437e-11	1	$\omega_{3,0}^{\text{TF}} = 0.34641016$
ω_{12}	0.348767	2.11023e-11	1	0.348769	-9.97390e-11	1	
ω_{13}	-0.348767	-2.40051e-11	1	-0.348769	3.10873e-11	1	
ω_{14}	0.348767	5.21115e-12	1	0.348769	-8.21595e-11	1	
ω_{15}	-0.400017	-1.42155e-10	1	-0.400018	-9.66174e-11	1	$\omega_{4,0}^{\text{TF}} = \omega_{0,1}^{\text{TF}} = 0.4$
ω_{16}	0.400017	-2.04832e-11	1	0.400018	2.76314e-11	1	
ω_{17}	-0.405640	9.79059e-12	1	-0.405642	-5.96945e-11	1	
ω_{18}	0.405640	-5.94868e-11	1	0.405642	-3.22440e-11	1	
ω_{19}	-0.405676	-6.62270e-11	1	-0.405679	-1.20474e-11	1	
ω_{20}	0.405676	1.45039e-11	1	0.405679	8.86265e-12	1	

Table 4: 2D ground state: eigenvalues and Krein signatures.

the continuation procedure. This permits to optimally adapt the size of the mesh while reducing the effects of the rotation. Table 1 shows that this is an efficient approach to reduce the computational time.

The final adapted mesh is presented in Fig. 2(c) for a selected value of the chemical potential, with the corresponding atomic density $|\phi|^2$ in Fig. 2(d). We also present in Figs. 2(e) and 2(f) the dependence of the total number of atoms N and the energy \mathcal{E} of the system, respectively, on the chemical potential μ . We recall from Eq. (7) that the relation between μ and N is nonlinear and depends on the computed stationary state ϕ .

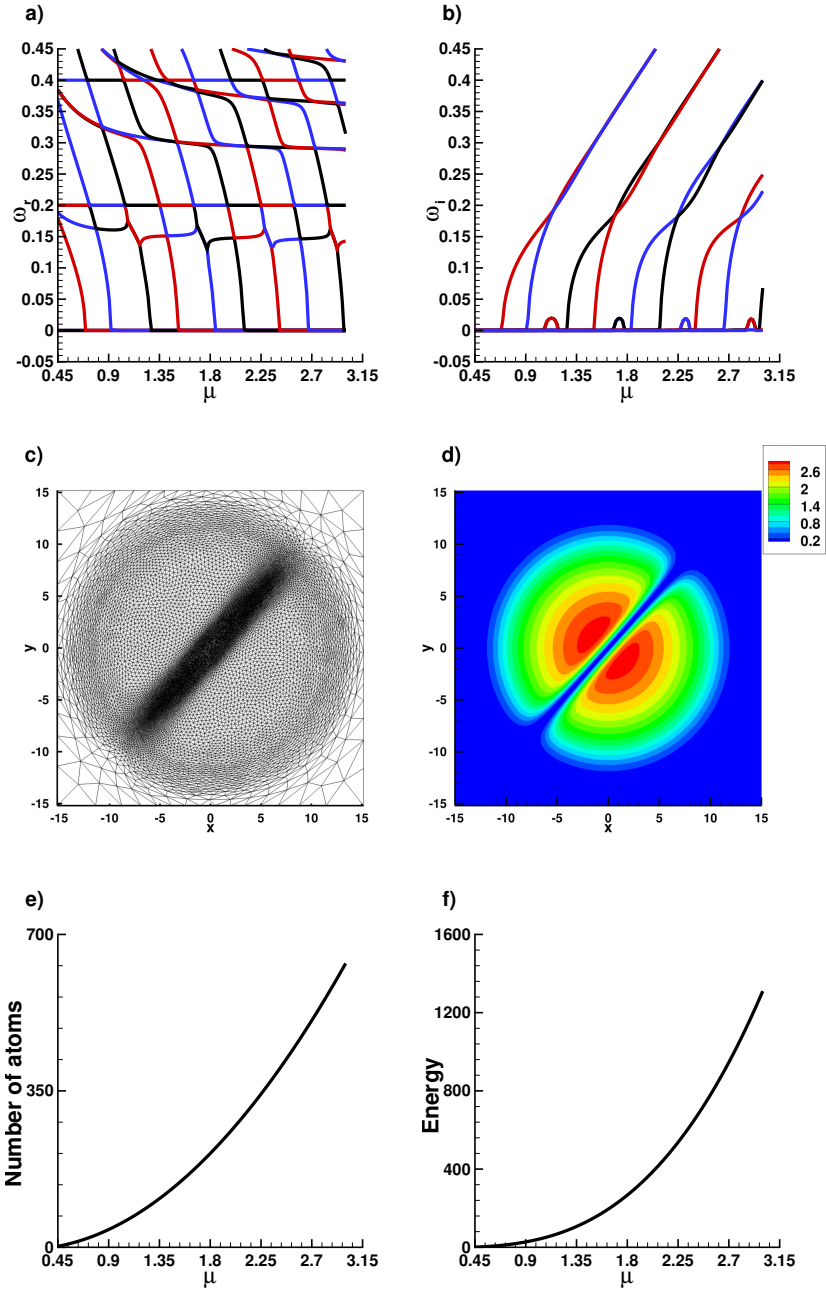


Figure 2: 2D dark soliton: a) real part ω_r and b) imaginary part ω_i of eigenvalues as a function of μ . Example of solution for $\mu = 3.007$: c) adapted mesh, d) atomic density $|\phi|^2$. Variation with μ of: e) number of atoms N , f) the energy \mathcal{E} .

5.5. 2D case: central vortex

We compute another solution studied in [55, 56]. It consists of a disk-shaped BEC with a centered vortex. The initial condition is given by the $|0, 1\rangle$ state in cylindrical coordinates (r, θ) :

$$\phi_{VS} \propto r L_0^1(\omega_\perp r^2) e^{i\theta} e^{-\frac{1}{2}\omega_\perp r^2}, \quad (55)$$

where L_0^1 is the Laguerre polynomial. We set, as in the previous case, $\omega_\perp = 0.2$. Eigenvalues computed with and without mesh adaptation are displayed in Fig. 3(a) and (b). We checked that both methods give the same results as those obtained in [55, 56]. The atomic density is presented in Fig. 3(c) and (d) for two values of μ .

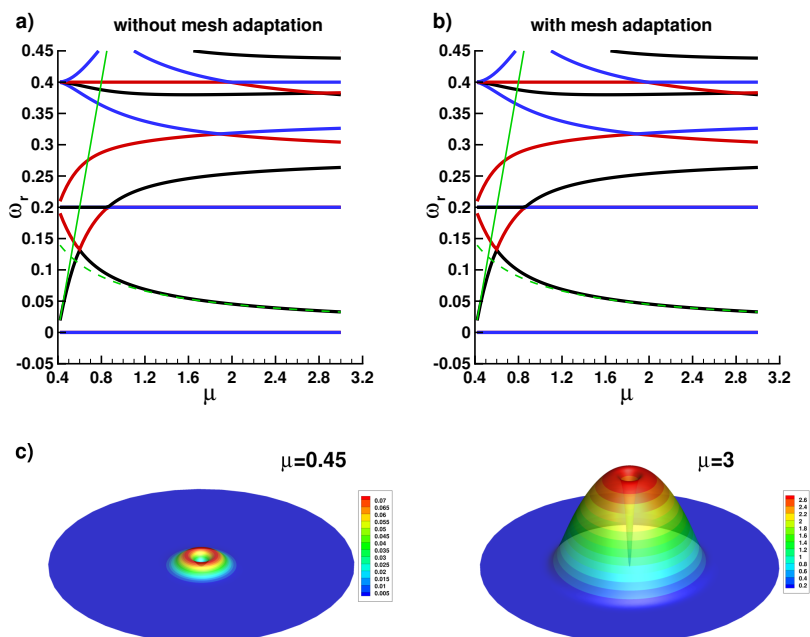


Figure 3: 2D BEC with a centered vortex. Real part ω_r of eigenvalues as a function of μ computed a) without and b) with mesh adaptation. c) Atomic density $|\phi|^2$ for $\mu = 0.45$ and $\mu = 3$. The radius of the computational domain is $R_d = 4.5$.

The first BdG modes (A, B) for this state are displayed in Fig. 4 by plotting their modulus coloured by the phase. We can distinguish:

- The zero-energy mode $\omega = 0$ (Fig. 4(a)), associated to the phase invariance of the GP equation.
- The anomalous mode (Fig. 4(b)) corresponds to the following approximation of its eigenvalue in the Thomas-Fermi limit [55]:

$$\omega = \frac{\omega_\perp^2}{2\mu} \ln\left(A \frac{\mu}{\omega_\perp}\right) \approx 0.03261667238, \quad A \approx 2\sqrt{2}\pi \approx 8.886. \quad (56)$$

This value is represented by a dashed green line in Figs. 3 (a) and (b).

- The dipole or Kohn mode (Fig. 4(c)) corresponds to $\omega = \omega_{\perp}$ and is independent of μ .
- The 4-th mode (Fig. 4(d)) corresponding to $\omega = \mu - 2\omega_{\perp}$ in the linear limit [56]. This value is represented by a continuous green line in Figs. 3 (a) and (b).

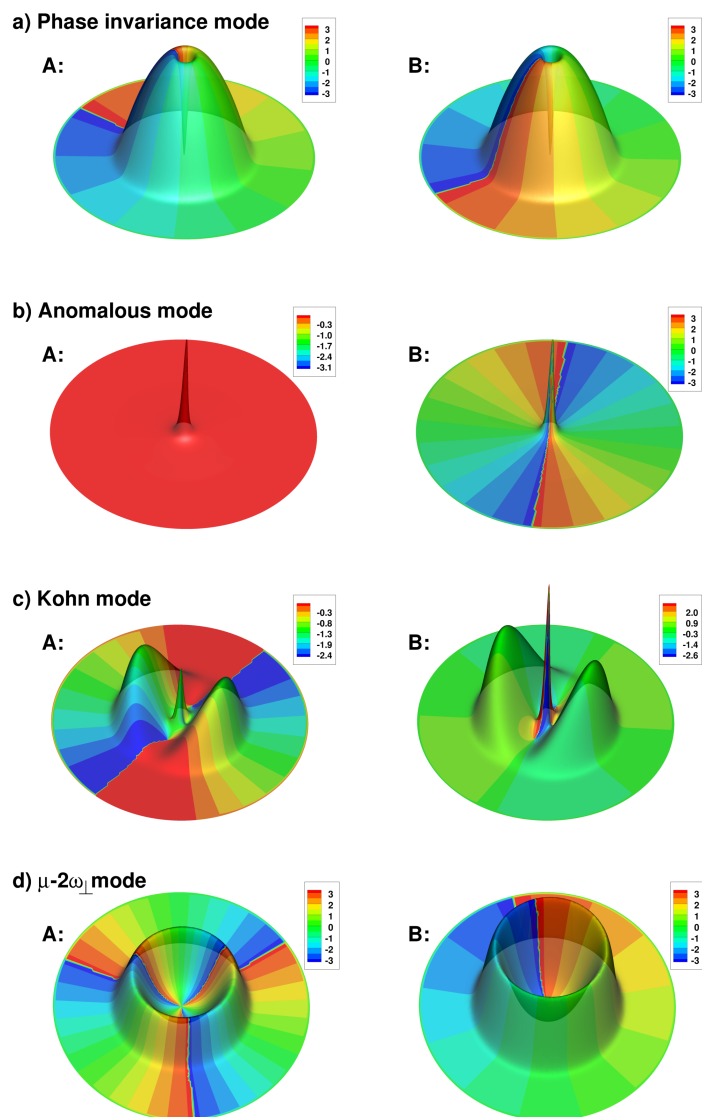


Figure 4: 2D BEC with a centered vortex: first four BdG modes A and B . Surfaces of modulus coloured by the phase. The radius of the computational domain is $R_d = 4.5$.

5.6. 3D case: ground state

Computing the BdG modes for a 3D BEC is a challenging numerical problem. Even with mesh adaptation, the number of degrees of freedom is high and increases with the size of condensate (*i. e.* with μ). For this test case, we computed the spectrum of the ground state of a spherical BEC with trapping potential $V_{\text{trap}} = \frac{1}{2}m\omega_{\perp}^2 r^2$, where $r^2 = x^2 + y^2 + z^2$. We set $\omega_{\perp} = 1$. The eigenvalues presented in Fig. 5 are in very good agreement with numerical results obtained in [12]. This case shows that our finite-element toolbox can be used to study simple 3D configurations. For more complicated states, the use of parallelization is mandatory to reduce the computational time and memory requirements.

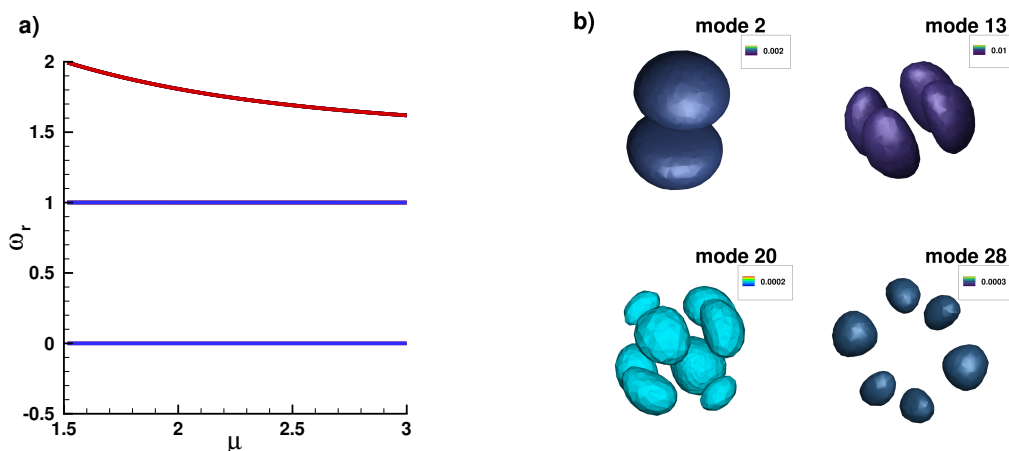


Figure 5: 3D case: ground state. a) Real part ω_r of the eigenvalues as a function of μ , b) illustration of four BdG modes (iso-surfaces of the modulus).

6. Validation test cases for the two-component BEC

For the two-component BEC, we compute BdG modes for the dark-antidark solitary 1D or 2D waves studied in [15]. Antidark solitary waves are bright solitary waves on top of a finite background. Such states appear in a two-component system with inter-component repulsion: a dark soliton or a vortex (or a ring) in one component will induce an effective potential, through the inter-component nonlinearity, on the second component. The result is that atoms of the second component are attracted into the dip of the first one. We consider the system (32) in the case of repulsive inter-component interactions with miscibility condition $0 \leq \beta_{12} < \sqrt{\beta_{11}\beta_{22}}$ that ensures that the two components co-exist outside the dark-antidark state. To simplify the case study, since only the ratio between non-linear interaction constants matters, we set $\beta_{11} = \beta_{22} = \beta = 1$, $\beta_{12} = \beta_{21}$ and $0 < \beta_{12} < \beta$.

The considered two-component cases are summarized in Tab. 5 displaying the necessary computational times and mesh sizes. Note that the codes consider independent values for

coefficients $\beta_{ij}, 1 \leq i, j \leq 2$, and thus can be used to study configurations different from those analysed in [15].

	Without mesh adaptation			With mesh adaptation		
	CPU time GP	CPU time BdG	mesh size	CPU time GP	CPU time BdG	mesh size
1D dark-antidark state	00:00:27	00:07:50	2714			
2D vortex-antidark state	00:30:04	03:41:55	38 640	00:14:06	01:42:28	14 408
2D ring-antidark state	00:38:20	06:51:21	40 335	00:12:43	02:28:26	11 639

Table 5: Test cases for the two-component BEC. Computational time and mesh size (number of elements). All computation were performed on a Macbook pro M1, 16GB of DDR4 2400 MHz RAM.

6.1. 1D case: dark-antidark soliton

The first state is a dark-antidark solitary wave in 1D. We set a soliton solution (constructed as in Eq. (52)) in the first component, while the second component is in the Thomas-Fermi ground state. Obtained eigenvalues are shown in Fig. 6(a) and (b) and correspond to the results of [15]. The small imaginary instability around $\beta_{12} = \beta_{21} = 0.8$ is well resolved. Profiles of the atomic density for different values of the interaction coefficient are presented in Fig. 6(c).

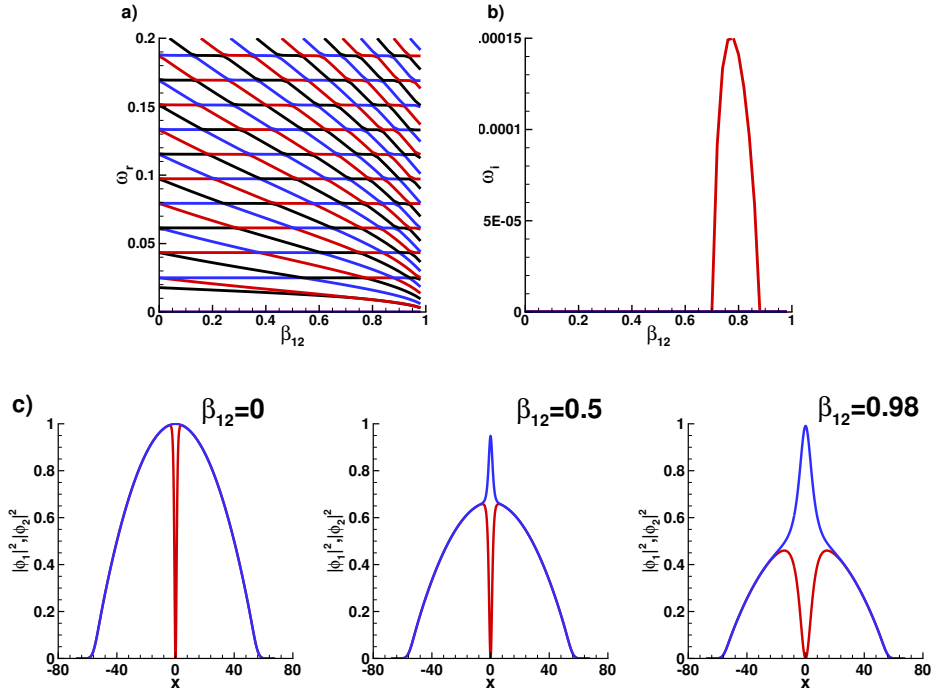


Figure 6: 1D two-component case: dark-antidark solitary wave. a) Real part ω_r and b) imaginary part ω_i of BdG eigenvalues, c) atomic density profiles for three values of β_{12} .

6.2. 2D two-component case: ring-antidark-ring state

With the toolbox, we provide two test cases for 2D configurations: the vortex-antidark and ring-antidark solitary waves. We show here only the case with ring-antidark solitary waves. The first component contains a ring soliton and the second is in the ground state. Results are shown in Fig. 7(a) and (b) for the real and imaginary parts of the eigenvalues. Figure 7(c) shows for the atomic density profiles which correspond to the figures presented in [15].

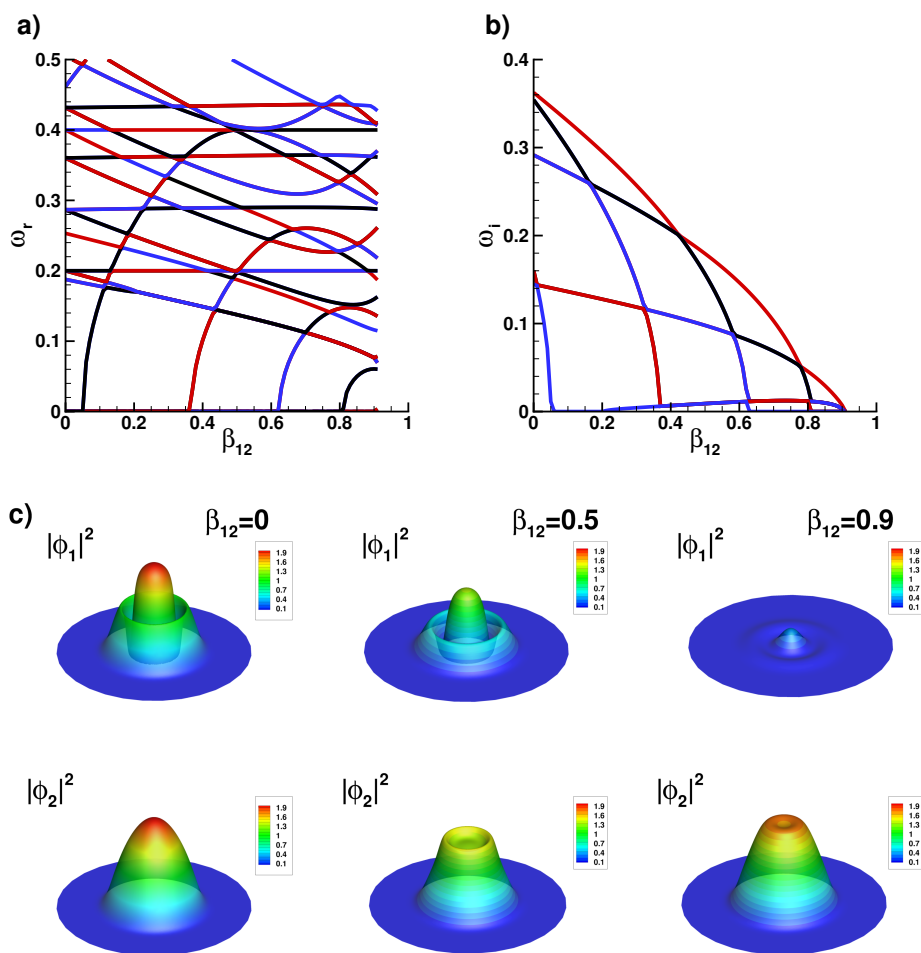


Figure 7: 2D two-component case: ring-antidark-ring state. a) Real part ω_r and b) imaginary part of eigenvalues, c) density profiles for three values of β_{12} .

7. Description of the programs

In this section, we first describe the architecture of the programs and the organisation of the provided files. We then present the input parameters and the structure of the output files.

7.1. Program architecture

Codes and data files forming the BdG toolbox are stored in the `FFEM_BdG_toolbox` directory, which is organized around two main subdirectories: `BdG_1comp` and `BdG_2comp`, corresponding to the one- and two-component codes. Each subdirectory contains two main files: `FFEM_GP_${case}.edp`, which is the main FreeFem++ script file for the computation of the stationary state, and `FFEM_BdG_${case}.edp` which is the main FreeFem++ script file for the computation of the BdG eigenvalues (`${case}=1c_1D_2D_3D` for the one-component case and `${case}=2c_1D_2D` for the two-component case). To run the computation of the Gross-Pitaevskii stationary state, the user can use the command `FreeFem++ FFEM_GP_${case}.edp`. BdG eigenvalues can then be computed with the command `FreeFem++ FFEM_BdG_${case}.edp`. Parameter files for the examples presented in this paper are stored in the `INIT` folder.

The obtained solutions are saved in the `dircase` directory. Depending on the output format selected by the user, data files are generated in specific folders for visualization with Tecplot, Paraview or Gnuplot. We also provide in the folder `Figures` ready-made layouts for Tecplot. The user can thus obtain the figures from this paper using newly generated data. More details about the output structure are given in Sect. 7.4.

The complete architecture of the `BdG_1comp` directory is the following (the architecture of the `BdG_2comp` directory is almost identical):

1. `FFEM_GP_${case}.edp`: the main script for the computation of the GP stationary states.
2. `FFEM_BdG_${case}.edp`: the main script for computing eigenvalues.
3. `param_num_common.inc`: a parameter file for the main numerical parameters.
4. `INIT`: directory storing the parameter files for the examples presented in Sect. 5.
5. `Figures`: directory containing Tecplot layouts used to replot the figures shown in Sect. 5. The main code must be run with the associated example before opening the layout to replot the figure. For some examples, it is necessary to run the case with different parameters (e.g. with and without mesh adaptation) before opening the layout.
6. `A_macro`: directory containing macros used in the main scripts.

7.2. Macros and functions

The different macros and functions used in the toolbox for the sequential code are stored in the `A_macro` folders:

- *Macro_BdGsolve.edp*: macro computing the BdG eigenvalues corresponding to matrices in Eqs. (47) and (50).
- *Macro_createdir.edp*: macro creating the file structure of the `dircase` folder.
- *Macro_GPsolve.edp*: macro computing the GP stationary state with a Newton method (see Eqs. (37) and (41)-(44)).
- *Macro_meshAdapt.edp*: macro adapting the mesh to the wave function.
- *Macro_operator.edp*: definitions of useful macros and functions: gradients, energy (3), chemical potential (7), Hermite polynomials, etc. Also contains a macro creating a spherical mesh for 3D problems.
- *Macro_output.edp*: macros used to save data in Tecplot and Paraview formats.
- *Macro_plotEigenvector.edp*: macro plotting the real and imaginary parts of a BdG eigenvector.
- *Macro_plotphi.edp*: macro plotting the complex wave function. The user can press "k" to alternate between plots of the density, phase and real and imaginary parts of the wave function.
- *Macro_problem.edp*: definitions of the weak formulations for the GP (Eqs. (37) or (50)) and BdG problems (Eqs. (47) or (41)-(44)).
- *Macro_restart.edp*: macros used to save and load the wave function to or from FreeFem++ files.
- *Macro_saveData.edp*: macro saving the stationary wave function.
- *Macro_saveEigenvalues.edp*: macro saving the BdG eigenvalues and eigenvectors.

7.3. Input parameters

Parameters are separated in two files. Numerical parameters used in all computations are in *param_num_common.inc*. Files in the `INIT` directory specify physical parameters describing the state that will be studied during a computation and numerical parameters specific to this problem. The files distributed with the toolbox provide a variety of examples that can be used as a starting point when selecting parameters for the study of new states.

(1) In the file `param_num_common.inc`, the parameters are:

- **displayplot**: controls the output information to plot. Possible values range from 0 (no plots), to 2 (plots data at all iterations of the Newton method and all eigenvectors computed by the BdG code).
- **iwait**: a Boolean indicating if the code must wait for user input when a plot is shown (**true**) or it can continue (**false**) with the next plot.

- **cutXY**, **cutXZ**, **cutYZ**: (only for 3D cases) Booleans indicating whether to plot cuts of the wave function along the different axis at $x = 0$, $y = 0$ or $z = 0$.
- **Tecplot**: a Boolean indicating whether to save data in the Tecplot format.
- **Paraview**: a Boolean indicating whether to save data in the Paraview format (only in 2D and 3D).
- **adaptinit**: if **true**, the initial solution is recomputed after the first mesh adaptation.
- **adaptmeshFF**: determines if mesh adaptation is used (**true**) or not (**false**).
- **useShift**: a Boolean indicating whether to use a shift when computing the BdG eigenvalues (see Eq. (49)).
- **Nadapt**: if mesh adaptation is used, the mesh is adapted every **Nadapt** iterations during the continuation.
- **Nplot**: the wave function is plotted every **Nplot** iterations during the continuation.
- **Nsave**: the wave function is saved for Paraview or Tecplot every **Nsave** iterations during the continuation.
- **Nrst**: the wave function is saved for the BdG computation every **Nrst** iterations during the continuation.
- **tolerrF**: the tolerance value of ϵ_F in Eq. (45).
- **tolNewton**: the tolerance value of ϵ_q in Eq. (45).
- **shift**: the value of the shift σ used when computing eigenvalues.
- **newtonMax**: the maximum number of Newton iterations.

(2) In the file `$case.inc`, stored in the INIT directory, the parameters are:

- General parameters for the case:
 - **dimension**: the dimension of the problem (1, 2 or 3).
 - **FEchoice**: the type of finite element used. Usually *P2*.
 - **nev**: the number of eigenvalues computed by the BdG code.
- Parameters used to restart a computation:
 - **restart**: a boolean indicating if the initial solution is a restart from a previous computation. If **true**, the solution and mesh stored in **fcaserestart** for the value of μ given by **murestart** will be used as initial solution.
 - **murestart**: the initial value of μ in the case of a restart.
 - **fcaserestart**: the folder where the initial solution is stored in the case of a restart.

- Parameters of the continuation:
 - **kpol**, **lpol**, **mpol**: integers defining the initial state in the linear limit.
 - **startmu**: the initial value of μ .
 - **endmu**: the final value of μ .
 - **dmu**: the increment in μ during the continuation.
 - **facmu**: when using the linear limit, the initial value of μ is given by **facmu** · $\mu_{|klm}$.
- Coefficients of the GP equation:
 - **beta**: the nonlinear coefficient (we set $\beta = 1$ in all test cases).
 - **ax**, **ay**, **az**: the frequencies of the trapping potential along the three axes.
 - **Ctrap**: a function defining the trapping potential.
- Parameters for the mesh creation:
 - **Dx**: the distance between points on the mesh border.
 - **scaledom**: a coefficient used to control the size of the domain: the mesh radius is given by **Rdom** = **scaledom** r_{TF} where r_{TF} is the Thomas-Fermi radius.
 - **createMesh**: a macro creating the initial mesh **Th**.
- Parameters for the mesh adaptation:
 - **errU**: the interpolation error level.
 - **hmin**: the minimum length of a mesh element edge in the new mesh.
 - **hmax**: the maximum length of a mesh element edge in the new mesh.
 - **adaptratio**: the ratio for a prescribed smoothing of the metric. No smoothing is done if the value is less than 1.1.
- Parameters for the initial solution:
 - **initname**: the name given to the initial solution.
 - **initcond**: a macro defining the initial solution for the **phi** variable.
- Definitions of the boundary conditions:
 - **BCGP**: the boundary conditions used in the GP code for Eqs. (37) and (41)-(44).
 - **BCBdG**: the boundary conditions used in the BdG code for Eqs. (47) and (50).
 - **fcase**: the name given to the current computation.
 - **dircase**: the directory where the results are stored.

(3) In a two component case, some new parameters are defined in the **\$case.inc** file:

- Parameters used to restart a computation:
 - **mu1restart**, **mu2restart**: initial values of μ_1 and μ_2 in the case of a restart.
 - **beta12restart**, **beta21restart** initial values of β_{12} and β_{21} in the case of a restart.
- Parameters of the continuation:
 - **startmu1**, **startmu2**: initial values of μ_1 and μ_2 .
 - **endmu1**, **endmu2**: final values of μ_1 and μ_2 .
 - **dmu1**, **dmu2**: increments of μ_1 and μ_2 during the continuation.
 - **startbeta12**, **startbeta21**: initial values of β_{12} and β_{21} .

- **endbeta12, endbeta21**: final values of β_{12} and β_{21} .
- **dbeta12, dbeta21**: increments of β_{12} and β_{21} during the continuation.
- Coefficients of the GP equation:
 - **beta11, beta12**: nonlinear coefficients β_{11} and β_{22} .
- Parameters for the initial solution:
 - **initname1**: the name given to the initial solution for the first component.
 - **initname2**: the name given to the initial solution for the second component.
 - **initcond**: a macro defining the initial solution for `[phi1,phi2]` variables.

7.4. Outputs

When a computation starts, the `OUTPUT_$case` directory is created. It contains up to eight folders. The `RUNPARAM` directory contains a copy of the code and data files, allowing an easy identification of each case and preparing an eventual rerun of the same case. The other folders contains different output format files of the computed solution, to be visualised with Tecplot, Paraview or Gnuplot. The content of these subfolders depends on the case and on the computation parameters (differences in the two component code are given in parenthesis):

1. The `Gnuplot` folder contains two files:
 - Informations about the stationary states are stored in the `GP_results.dat` file. The columns are in order: the non-linear coefficient β (β_{12} and β_{21}), the imposed chemical potential μ (μ_1 and μ_2), the number of Newton iterations used for this value of μ , the errors ϵ_F and ϵ_q (45), the computed value of the chemical potential (7) (computed values of μ_1 and μ_2), the number of atoms (4) (the number of atoms in the two components), the GP energy (3), the mesh size, the number of degrees of freedom and the CPU time to compute the stationary state.
 - BdG eigenvalues are stored in the `BdG_results.dat` file. The columns are in order: the non-linear coefficient β (β_{12} and β_{21}), the imposed chemical potential μ (μ_1 and μ_2), the eigenvalue number between 0 and `nev`, the real and imaginary part of the eigenvalues, the Krein signature and its sign (the Krein signature and its sign for the two components), the residual (48) and the CPU time to compute the eigenvalues.
2. The `Paraview` folder contains the wave functions stored as `.vtk` or `.vtu` and `.pvd` files:
 - `phi_init.vtu` and `phi_final.vtu` are the initial and final solutions.
 - `phi_mu_$mu.vtu` contains the stationary wave function for a given value of μ .
 - `phi_mu1_$mu1_mu2_$mu2.vtu` contains the stationary wave function for given values of μ_1 and μ_2 in the first continuation.
 - `phi_beta12_$beta12_beta21_$beta21.vtu` contains the stationary wave function for given values of β_{12} and β_{21} in the second continuation.
3. The `Paraview_Eigenvectors` folder contains the eigenvectors stored as:
 - `eVec_mu_$mu_$nev.vtu` in the one component code.
 - `eVec_beta12_$beta12_beta21_$beta21_mu1_$mu1_mu2_$nev.vtu` in the two component code.

4. The `RST` folder contains the stationary states stored as FreeFem++ files. The names are:
 - `RST- μ .rst` or `RST- μ_1 - μ_2 - β_{12} - β_{21} .rst` for the data.
 - `RSTTh- μ` or `RSTTh- μ_1 - μ_2 - β_{12} - β_{21}` for the mesh files. The file extensions are `.mesh` (in 1D), `.msh` (in 2D) or `.meshb` (in 3D).
5. The `Tecplot` folder contains the wave functions stored as `.dat` Tecplot files:
 - `phi_init.dat` and `phi_final.dat` are the initial and final solutions.
 - `phi_mu_ μ .dat` contains the stationary wave function for a given value of μ .
 - `phi_mu1_ μ_1 _mu2_ μ_2 .dat` contains the stationary wave function for given values of μ_1 and μ_2 in the first continuation.
 - `phi_beta12_ β_{12} _beta21_ β_{21} .dat` contains the stationary wave function for given values of β_{12} and β_{21} in the second continuation.
6. The `Tecplot_Eigenvectors` folder contains the eigenvectors stored in the Tecplot format:
 - `eVec_mu_ μ _ n ev.dat` in the one component code.
 - `eVec_beta12_ β_{12} _beta21_ β_{21} _mu1_ μ_1 _mu2_ n ev.dat` in the two component code.
7. The `Tecplot_Eigenvalues` folder contains the eigenvalues stored in the Tecplot format. Filenames are `BdG_results_ i .dat`. Each file contains the i -th smallest eigenvalue for each value of μ (or β_{12} in the two-component code).

8. Summary and conclusions

The aim of the toolbox presented in this paper is the computation of stationary states and BdG modes of one- and two-component BECs in 1D and 2D. The use of mesh adaptation enables an efficient computation of stationary states by adapting the spatial discretization to the topology of the considered state. This makes possible the study of various 1D and 2D problems and even a simple 3D configuration without parallelization. The toolbox was created with FreeFem++ , a free and open-source finite element software for the study of partial differential equations. The method consists of two steps: (i) a Newton method, combined with a continuation on the chemical potential μ or the inter-component interaction parameters β_{12} and β_{21} , is used to obtain the stationary state of the GP equation, (ii) the BdG modes are obtained by solving an eigenvalue problem with ARPACK. The numerical code was validated against test cases studied theoretically or numerically in the literature. All parameter files corresponding to these test cases are shared with the toolbox, allowing the user to obtain the results presented in this paper. These parameter files can be used as templates to initiate the study of other BEC states. We considered only one and two component systems with a cubic nonlinearity, but the toolbox could be easily modified to study other configurations such as quartic \pm quadratic trapping potentials [57], dipolar interactions [58] or spinor condensates [59]. Future extensions of the toolbox concern the implementation of domain decomposition methods and the use of PETSc and SLEPc libraries for this problem. The new parallel toolbox will make possible the computation (with a reasonable CPU time), of BdG modes for 3D BEC configurations without axial symmetry, such as BEC with U , S vortices [10], giant vortices [60] or new computationally discovered *exotic* states reported in very recent contributions [61].

Acknowledgements

The authors acknowledge financial support from the French ANR grant ANR-18-CE46-0013 QUTE-HPC. Part of this work used computational resources provided by IDRIS (Institut du développement et des ressources en informatique scientifique) and CRIANN (Centre Régional Informatique et d'Applications Numériques de Normandie). The authors are very grateful to P. K. Kevrekidis for stimulating discussions and warmly thank E. Charalampidis for his helpful input in validating numerical codes.

Bibliography

References

- [1] M. H. Anderson, J. R. Ensher, M. R. Matthews, C. E. Wieman, E. A. Cornell, Observation of Bose-Einstein condensation in a dilute atomic vapor, *Science* 269 (5221) (1995) 198–201.
- [2] K. B. Davis, M. O. Mewes, M. R. Andrews, N. J. van Druten, D. S. Durfee, D. M. Kurn, W. Ketterle, Bose-Einstein Condensation in a gas of sodium atoms, *Phys. Rev. Lett.* 75 (1995) 3969–3973.
- [3] K. W. Madison, F. Chevy, W. Wohlleben, J. Dalibard, Vortices in a stirred Bose-Einstein condensate, *J. Mod. Opt.* 47 (2000) 2715.
- [4] P. C. Haljan, I. Coddington, P. Engels, E. A. Cornell, Driving Bose-Einstein condensate vorticity with a rotating normal cloud, *Phys. Rev. Lett.* 87 (2001) 210403–210407.
- [5] A. E. Leanhardt, A. Görlitz, A. P. Chikkatur, D. Kielpinski, Y. Shin, D. E. Pritchard, W. Ketterle, Imprinting Vortices in a Bose-Einstein Condensate using Topological Phases, *Phys. Rev. Lett.* 89 (2002) 190403.
- [6] C. Becker, S. Stellmer, P. Soltan-Panahi, S. Dörscher, M. Baumert, E.-M. Richter, J. Kronjäger, K. Bongs, K. Sengstock, Oscillations and interactions of dark and dark-bright solitons in Bose-Einstein condensates, *Nature Physics* 4 (6) (2008) 496–501.
- [7] D. Yan, J. J. Chang, C. Hamner, P. G. Kevrekidis, P. Engels, V. Achilleos, D. J. Frantzeskakis, R. Carretero-González, P. Schmelcher, Multiple dark-bright solitons in atomic Bose-Einstein condensates, *Phys. Rev. A* 84 (2011) 053630.
- [8] G. Theocharis, A. Weller, J. P. Ronzheimer, C. Gross, M. K. Oberthaler, P. G. Kevrekidis, D. J. Frantzeskakis, Multiple atomic dark solitons in cigar-shaped Bose-Einstein condensates, *Phys. Rev. A* 81 (2010) 063604.
- [9] W. Wang, P. G. Kevrekidis, Two-component dark-bright solitons in three-dimensional atomic Bose-Einstein condensates, *Phys. Rev. E* 95 (2017) 032201.
- [10] A. Aftalion, I. Danaïla, Three-dimensional vortex configurations in a rotating Bose-Einstein condensate, *Physical Review A* 68 (2003) 023603.
- [11] L.-C. Crasovan, V. M. Pérez-García, I. Danaïla, D. Mihalache, L. Torner, Three-dimensional parallel vortex rings in Bose-Einstein condensates, *Physical Review A* 70 (2004) 033605(1–5).
- [12] R. N. Bisset, W. Wang, C. Ticknor, R. Carretero-González, D. J. Frantzeskakis, L. A. Collins, P. G. Kevrekidis, Robust vortex lines, vortex rings, and hopfions in three-dimensional Bose-Einstein condensates, *Phys. Rev. A* 92 (2015) 063611.
- [13] W. Wang, R. N. Bisset, C. Ticknor, R. Carretero-González, D. J. Frantzeskakis, L. A. Collins, P. G. Kevrekidis, Single and multiple vortex rings in three-dimensional Bose-Einstein condensates: Existence, stability, and dynamics, *Phys. Rev. A* 95 (2017) 043638.
- [14] E. Charalampidis, N. Boullé, P. Farrell, P. Kevrekidis, Bifurcation analysis of stationary solutions of two-dimensional coupled Gross-Pitaevskii equations using deflated continuation, *Communications in Nonlinear Science and Numerical Simulation* 87 (2020) 105255, ISSN 1007-5704.
- [15] I. Danaïla, M. A. Khamehchi, V. Gokhroo, P. Engels, P. G. Kevrekidis, Vector dark-antidark solitary waves in multicomponent Bose-Einstein condensates, *Physical Review A* 94 (2016) 053617.
- [16] E. P. Gross, Structure of a quantized vortex in boson systems, *Il Nuovo Cimento* (1955-1965) 20 (3) (1961) 454–477.
- [17] L. P. Pitaevskii, Vortex lines in an imperfect Bose gas, *Sov. Phys. JETP* 13 (2) (1961) 451–454.
- [18] L. P. Pitaevskii, S. Stringari, *Bose-Einstein condensation*, Oxford University Press, 2003.
- [19] C. M. Dion, E. Cancès, Ground state of the time-independent Gross-Pitaevskii equation, *Comput. Phys. Comm.* 177 (2007) 787–798.

- [20] M. Caliari, S. Rainer, GSGPEs: A MATLAB code for computing the ground state of systems of Gross-Pitaevskii equations, *Comput. Phys. Comm.* 184 (3) (2013) 812 – 823.
- [21] X. Antoine, R. Duboscq, GPELab, a Matlab toolbox to solve Gross-Pitaevskii equations I: Computation of stationary solutions, *Comput. Phys. Comm.* 185 (11) (2014) 2969–2991.
- [22] Z. Marojević, E. Göklü, C. Lämmerzahl, ATUS-PRO: A FEM-based solver for the time-dependent and stationary Gross-Pitaevskii equation, *Computer Physics Communications* 202 (2016) 216 – 232.
- [23] G. Vergez, I. Danaila, S. Auliac, F. Hecht, A finite-element toolbox for the stationary Gross-Pitaevskii equation with rotation, *Comput. Phys. Comm.* 209 (2016) 144–162.
- [24] P. Muruganandam, S. Adhikari, Fortran programs for the time-dependent Gross-Pitaevskii equation in a fully anisotropic trap, *Comput. Phys. Comm.* 180 (10) (2009) 1888–1912.
- [25] D. Vudragović, I. Vidanović, A. Balaz, P. Muruganandam, S. K. Adhikari, C programs for solving the time-dependent Gross-Pitaevskii equation in a fully anisotropic trap, *Comput. Phys. Comm.* 183 (9) (2012) 2021 – 2025.
- [26] R. Caplan, NLSEmagic: Nonlinear Schrödinger equation multi-dimensional Matlab-based GPU-accelerated integrators using compact high-order schemes, *Comput. Phys. Comm.* 184 (4) (2013) 1250–1271.
- [27] L. Kong, J. Hong, J. Zhang, LOD-MS for Gross-Pitaevskii Equation in Bose-Einstein Condensates, *Communications in Computational Physics* 14 (1) (2014) 219–241.
- [28] U. Hohenester, OCTBEC A Matlab toolbox for optimal quantum control of Bose-Einstein condensates, *Comput. Phys. Comm.* 185 (1) (2014) 194–216.
- [29] R. Kishor Kumar, V. Lončar, P. Muruganandam, S. K. Adhikari, A. Balaz, C and Fortran OpenMP programs for rotating Bose-Einstein condensates, *Computer Physics Communications* 240 (2019) 74 – 82.
- [30] N. Boullé, E. G. Charalampidis, P. E. Farrell, P. G. Kevrekidis, Deflation-based identification of nonlinear excitations of the three-dimensional Gross-Pitaevskii equation, *Phys. Rev. A* 102 (2020) 053307.
- [31] R. Carretero-González, P. Kevrekidis, T. Kolokolnikov, Vortex nucleation in a dissipative variant of the nonlinear Schrödinger equation under rotation, *Physica D: Nonlinear Phenomena* 317 (2016) 1–14, ISSN 0167-2789.
- [32] R. B. Lehoucq, D. C. Sorensen, C. Yang, ARPACK users' guide: solution of large-scale eigenvalue problems with implicitly restarted Arnoldi methods, SIAM, 1998.
- [33] V. Hernandez, J. E. Roman, V. Vidal, SLEPc: A scalable and flexible toolkit for the solution of eigenvalue problems, *ACM Trans. Math. Softw.* 31 (3) (2005) 351–362, ISSN 0098-3500.
- [34] E. Polizzi, Density-matrix-based algorithm for solving eigenvalue problems, *Phys. Rev. B* 79 (2009) 115112.
- [35] Y. Gao, Y. Cai, Numerical methods for Bogoliubov-de Gennes excitations of Bose-Einstein condensates, *Journal of Computational Physics* 403 (2020) 109058, ISSN 0021-9991.
- [36] A. Roy, S. Pal, S. Gautam, D. Angom, P. Muruganandam, FACT: FORTRAN toolbox for calculating fluctuations in atomic condensates, *Computer Physics Communications* 256 (2020) 107288, ISSN 0010-4655.
- [37] F. Hecht, New developments in Freefem++, *Journal of Numerical Mathematics* 20 (2012) 251–266.
- [38] I. Danaila, F. Hecht, A finite element method with mesh adaptivity for computing vortex states in fast-rotating Bose-Einstein condensates, *J. Comput. Physics* 229 (2010) 6946–6960.
- [39] V. Kalt, G. Sadaka, I. Danaila, F. Hecht, Identification of vortices in quantum fluids: Finite element algorithms and programs, *Computer Physics Communications* 284 (2023) 108606.
- [40] X. Antoine, R. Duboscq, GPELab, a Matlab toolbox to solve Gross-Pitaevskii equations II: dynamics and stochastic simulations, *Comput. Phys. Comm.* 193 (2015) 95–117.
- [41] D. J. Frantzeskakis, Dark solitons in atomic Bose-Einstein condensates: from theory to experiments, *Journal of Physics A: Mathematical and Theoretical* 43 (21) (2010) 213001.
- [42] W. Bao, Y. Cai, Mathematical theory and numerical methods for Bose-Einstein condensation, *Kinetic and Related Models* 6 (1) (2013) 1–135.
- [43] Y. Castin, Bose-Einstein Condensates in Atomic Gases: Simple Theoretical Results, in: R. Kaiser, C. Westbrook, F. David (Eds.), *Coherent atomic matter waves*, Springer Berlin Heidelberg, Berlin, Heidelberg, 1–136, 2001.
- [44] P. G. Kevrekidis, D. J. Frantzeskakis, R. Carretero-González (Eds.), *Emergent Nonlinear Phenomena in Bose-Einstein Condensates*, no. 45 in *Atomic, Optical, and Plasma Physics*, Springer, 2008.
- [45] A. Chernyavsky, P. G. Kevrekidis, D. E. Pelinovsky, Krein Signature in Hamiltonian and PT-Symmetric Systems, in: *Parity-time Symmetry and Its Applications*, Springer Singapore, Singapore, ISBN 978-981-13-1247-2, 465–491, 2018.

- [46] I. Danaila, L. Danaila, *From Classical to Quantum Turbulence: Basic Concepts and Models*, vol. Models and Methods for Quantum Condensation and Fluids, World Scientific, 203–270, 2023.
- [47] H. Borouchaki, M. J. Castro-Diaz, P. L. George, F. Hecht, B. Mohammadi, Anisotropic adaptive mesh generation in two dimensions for CFD, in: 5th Inter. Conf. on Numerical Grid Generation in Computational Field Simulations, Mississippi State Univ., 1996.
- [48] P. J. Frey, P. L. George, *Maillages*, Hermès, Paris, 1999.
- [49] B. Mohammadi, O. Pironneau, *Applied Shape Design for Fluids*, Oxford Univ. Press, 2000.
- [50] P. L. George, H. Borouchaki, *Delaunay triangulation and meshing*, Hermès, Paris, 1998.
- [51] A. Papoutsakis, S. S. Sazhin, S. Begg, I. Danaila, F. Luddens, An efficient Adaptive Mesh Refinement (AMR) algorithm for the Discontinuous Galerkin method: Applications for the computation of compressible two-phase flows, *J. Comput. Physics* 363 (2018) 399–427.
- [52] C. Dapogny, C. Dobrzynski, P. Frey, Three-dimensional adaptive domain remeshing, implicit domain meshing, and applications to free and moving boundary problems, *Journal of Computational Physics* 262 (2014) 358–378, ISSN 0021-9991.
- [53] P. G. Kevrekidis, D. E. Pelinovsky, Distribution of eigenfrequencies for oscillations of the ground state in the Thomas-Fermi limit, *Phys. Rev. A* 81 (2010) 023627.
- [54] C. K. Law, P. T. Leung, M.-C. Chu, Quantum fluctuations of coupled dark solitons in a trapped Bose-Einstein condensate, *Journal of Physics B: Atomic, Molecular and Optical Physics* 35 (16) (2002) 3583.
- [55] S. Middelkamp, P. G. Kevrekidis, D. J. Frantzeskakis, R. Carretero-González, P. Schmelcher, Bifurcations, stability, and dynamics of multiple matter-wave vortex states, *Phys. Rev. A* 82 (2010) 013646.
- [56] S. Middelkamp, P. G. Kevrekidis, D. J. Frantzeskakis, R. Carretero-González, P. Schmelcher, Stability and dynamics of matter-wave vortices in the presence of collisional inhomogeneities and dissipative perturbations, *Journal of Physics B: Atomic, Molecular and Optical Physics* 43 (15) (2010) 155303.
- [57] V. Bretin, S. Stock, Y. Seurin, J. Dalibard, Fast Rotation of a Bose-Einstein Condensate, *Phys. Rev. Lett.* 92 (2004) 050403.
- [58] Q. Tang, M. Xie, Y. Zhang, Y. Zhang, A spectrally accurate numerical method for computing the Bogoliubov-de Gennes excitations of dipolar Bose-Einstein condensates, *SIAM Journal on Scientific Computing* 44 (1) (2022) B100–B121.
- [59] T. Mithun, R. Carretero-González, E. G. Charalampidis, D. S. Hall, P. G. Kevrekidis, Existence, stability, and dynamics of monopole and Alice ring solutions in antiferromagnetic spinor condensates, *Phys. Rev. A* 105 (2022) 053303.
- [60] I. Danaila, Three-dimensional vortex structure of a fast rotating Bose-Einstein condensate with harmonic-plus-quartic confinement, *Phys. Review A* 72 (2005) 013605(1–6).
- [61] N. Boullé, I. Newell, P. E. Farrell, P. G. Kevrekidis, Two-component three-dimensional atomic Bose-Einstein condensates supporting complex stable patterns, *Phys. Rev. A* 107 (2023) 012813.