



HAL
open science

Computational tractable guaranteed numerical method to study the stability of n-dimensional time-independent nonlinear systems with bounded perturbation

Morgan Louedec, Luc Jaulin, Christophe Viel

► To cite this version:

Morgan Louedec, Luc Jaulin, Christophe Viel. Computational tractable guaranteed numerical method to study the stability of n-dimensional time-independent nonlinear systems with bounded perturbation. *Automatica*, 2023, 153, pp.110981. 10.1016/j.automatica.2023.110981 . hal-04254326

HAL Id: hal-04254326

<https://hal.science/hal-04254326>

Submitted on 23 Oct 2023

HAL is a multi-disciplinary open access archive for the deposit and dissemination of scientific research documents, whether they are published or not. The documents may come from teaching and research institutions in France or abroad, or from public or private research centers.

L'archive ouverte pluridisciplinaire **HAL**, est destinée au dépôt et à la diffusion de documents scientifiques de niveau recherche, publiés ou non, émanant des établissements d'enseignement et de recherche français ou étrangers, des laboratoires publics ou privés.

Computational tractable guaranteed numerical method to study the stability of n -dimensional time-independent nonlinear systems with bounded perturbation [★]

Morgan Louedec ^a, Luc Jaulin ^a, Christophe Viel ^b

^aLab-STICC, ENSTA-Bretagne, 2 rue François Verny 29200 Brest France

^bCNRS, Lab-STICC, F-29806, Brest, France

Abstract

The stability analysis of nonlinear continuous systems often requires manual calculation, which can become time-consuming when dealing with complex systems. Some works use positive invariant sets to discuss stability. These sets can be numerically approximated using Interval analysis but the computational complexity is exponential. In this paper, we propose a computational tractable numerical but guaranteed method based on Interval analysis to verify the robust positive invariance of ellipsoids to automatize the study of n -dimensional nonlinear systems' stability. This method relies on a fast enclosure of a state integration by an Euler method. Interval analysis guarantees the results of the developed algorithms. Several examples show the effectiveness of the proposed approaches on n -dimensional non-asymptotical continuous systems subject to bounded perturbation.

Key words: Stability; Positive Invariance; Ellipsoid; Interval Analysis; Numerical method

1 Introduction

The stability of dynamical systems can be studied with several methods. Classical methods consist in analytic calculations which may require a lot of time to be manually solved and may be specific to some problems. Thus, some numerical methods have been developed to automatically solve some stability problems, such as the Routh-Hurwitz criterion [15] or the Linear Matrix Inequalities (LMI) [2]. However, the class of problems currently solved by numerical methods is limited. There is therefore interest in developing new tools to automatize classical methods.

Lyapunov stability can be used to study the stability of nonlinear systems around an equilibrium point. The Lyapunov stability method consists in choosing a candidate Lyapunov function and then verifying if this candidate is positive-definite and decreases in time.

This method involves manual calculation which becomes more challenging as the systems become more complex, see [19,11]. In these papers, the method is used several times with different Lyapunov functions. If the system is modified, a new Lyapunov function must be found and verified. Moreover, Lyapunov functions are more complex on a high-dimensional system with perturbations such as in [9].

Some other works use positive invariant sets to discuss stability such as [16,1,3,7]. These approaches are based on the links between the Lyapunov theory and the positive invariance concept since the sublevels sets of a Lyapunov functions are positive invariant. However, there exist invariant sets that are not related to any Lyapunov function. Ellipsoids are the most commonly exploited sets as candidate invariant regions because they can always be associated with a quadratic Lyapunov function.

Positive invariance of sets like ellipsoids can be verified under some criterion. For linear systems, they can be presented as LMI which can be numerically solved, see [10,8,17]. For nonlinear systems, they can be presented as inclusion problems as in [16] or as nonlinear inequality problems as in [14].

[★] This paper was not presented at any IFAC meeting. Corresponding author M. Louedec. Tel. +33695800086.

Email addresses: morgan.louedec@ensta-bretagne.org (Morgan Louedec), lucjaulin@gmail.com (Luc Jaulin), christophe.viel@ensta-bretagne.fr (Christophe Viel).

Interval analysis has been shown to provide efficient numerical approaches for solving various tasks in control theory, see [5,13,18]. Some interval analysis methods can be used to verify the positive invariance criterion for nonlinear systems in the presence of uncertainty. While the result of numerical methods is often non-guaranteed, numerical methods based on Interval calculation guarantee the verification of the criterion. The paper [14] approximates positive invariant sets using the Set Inversion Via Interval Analysis (SIVIA) presented in [5]. However, this method has exponential computational complexity, making it efficient for 2-dimensional problems but not suited for n -dimensional problems.

This paper proposes a new method to verify the robust positive invariance (RPI) of an ellipsoid for n -dimensional time-independent nonlinear continuous systems using interval analysis. To our knowledge, it is the first time that n -dimensional stability is studied with interval methods. The main idea of the method is to verify if the border of an ellipsoid, after one step of the Euler scheme, is still contained in the same ellipsoid to verify RPI via Nagumo's theorem. The result of the Euler scheme is outer approximated by another ellipsoid using Interval analysis. This method can be implemented to automatically verify the system's stability, so manual calculations can be avoided in the case of high dimensional problems. This numerical but guaranteed method has computational tractability, contrary to common numerical approaches like SIVIA [14] with exponential computational complexity.

The paper is structured in the following way. The key concept of ellipsoids, RPI, and interval analysis are presented in Section 2. Section 3 presents the positive invariance criterion which needs to be verified. The developed method is discussed in Sections 4. Section 5 discusses the method with two case applications on 2-dimensional and n -dimensional nonlinear systems.

2 Notations and hypotheses

The theory of the numerical method presented in this paper relies on ellipsoids presented in Section 2.1, and on Interval analysis presented in Section 2.2. These mathematical tools will be used to prove the RPI presented in Section 2.3.

2.1 Ellipsoids

For a matrix $\mathbf{Q} \in \mathbb{R}^{n \times n}$, $\mathbf{Q} \succ 0$ means \mathbf{Q} is positive definite matrix, and $\mathbf{Q} \succeq 0$ means \mathbf{Q} is positive semi-definite. Let S_n^+ be the set of the real symmetric positive definite matrices.

Let us define the norm

$$\|\mathbf{x}\|_{\mathbf{Q}} = \sqrt{\mathbf{x}^T \mathbf{Q} \mathbf{x}}, \quad (1)$$

with $\mathbf{Q} \in S_n^+$. This norm can be associated with the scalar product

$$\langle \mathbf{x}, \mathbf{y} \rangle_{\mathbf{Q}} = \mathbf{x}^T \mathbf{Q} \mathbf{y}. \quad (2)$$

Let us define the *ellipsoid*

$$\mathcal{E}(\mathbf{Q}) = \left\{ \mathbf{x} \in \mathbb{R}^n \mid \|\mathbf{x}\|_{\mathbf{Q}}^2 \leq 1 \right\} \quad (3)$$

centred at the origin and described with $\mathbf{Q} \in S_n^+$.

For each $\mathbf{Q}_1 \in S_n^+$ and $\mathbf{Q}_2 \in S_n^+$, one has $\mathcal{E}(\mathbf{Q}_1) \subseteq \mathcal{E}(\mathbf{Q}_2)$ if and only if $\mathbf{Q}_1 - \mathbf{Q}_2 \succeq 0$.

The border of an ellipsoid $\mathcal{E}(\mathbf{Q})$ is written $\partial\mathcal{E}(\mathbf{Q})$. For each matrix $\mathbf{Q} \in S_n^+$, there exists a unique matrix $\Gamma_{\mathbf{Q}} \in S_n^+$ such that

$$\mathbf{Q} = \Gamma_{\mathbf{Q}}^{-1} \cdot \Gamma_{\mathbf{Q}}^{-1}, \quad (4)$$

with $\Gamma_{\mathbf{Q}} = (\sqrt{\mathbf{Q}})^{-1}$.

The numerical operations on the ellipsoid's matrix are guaranteed by interval analysis.

2.2 Interval analyses

Interval analysis is relevant to solve nonlinear inequalities in a guaranteed way. With basic mathematical tools, algorithms can be developed to test the conditions without further theory. This section presents interval analysis tools developed in [5].

An *interval* $[x]$ is defined as a connected subset of \mathbb{R} . The set of intervals is written \mathbb{IR} . A *box* $[\mathbf{x}]$ is defined as a subset of \mathbb{R}^n and Cartesian product of intervals such that

$$[\mathbf{x}] = [x_1] \times [x_2] \times \cdots \times [x_n]. \quad (5)$$

The set of boxes of \mathbb{R}^n is written \mathbb{IR}^n .

Definition 1 Let \mathbf{f} be a function from \mathbb{R}^n to \mathbb{R}^m . An *inclusion function* for \mathbf{f} is defined as an interval function $[\mathbf{f}]$ from \mathbb{IR}^n to \mathbb{IR}^m such that

$$\forall [\mathbf{x}] \in \mathbb{IR}^n, \mathbf{f}([\mathbf{x}]) \subset [\mathbf{f}]([\mathbf{x}]), \quad (6)$$

see Figure 1.

Some inclusion functions give better approximation of $\mathbf{f}([\mathbf{x}])$. In this paper, the *centred inclusion functions* are the most suitable because ellipsoids are centred around the origin.

Definition 2 Let \mathbf{f} be a \mathcal{D}^1 function from \mathbb{R}^n to \mathbb{R} . The *centred inclusion function* for \mathbf{f} is an inclusion function

defined as

$$[\mathbf{f}_c] : \mathbb{R}^n \rightarrow \mathbb{R}^n$$

$$[\mathbf{x}] \mapsto \mathbf{f}(\mathbf{x}_m) + \left[\frac{\partial \mathbf{f}}{\partial \mathbf{x}} \right]([\mathbf{x}])([\mathbf{x}] - \mathbf{x}_m) \quad (7)$$

with the middle point of $[\mathbf{x}]$ written \mathbf{x}_m .

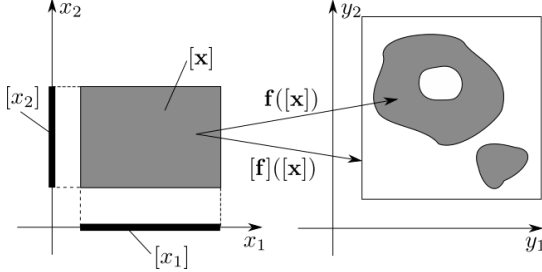


Fig. 1. Inclusion function in 2 dimension

2.3 Robust positive invariance

Consider the nonlinear systems

$$\dot{\mathbf{x}}(t) = \mathbf{f}(\mathbf{x}(t), \mathbf{w}(t)), \quad (8)$$

with the state $\mathbf{x}(t) \in \mathbb{R}^n$ and the bounded perturbation $\mathbf{w}(t) \in [\mathbf{w}] \subset \mathbb{R}^m$. Assume \mathbf{f} is \mathcal{D}^1 , and for each initial condition $\mathbf{x}(0) \in \mathcal{S}$ and piece-wise continuous function $\mathbf{w}(t)$ the system has a unique and globally defined solution.

Definition 3 [1, Definition 4.3] *The set $\mathcal{S} \subseteq \mathbb{R}^n$ is said to be robust positive invariant (RPI) with respect to (8) if, for all $\mathbf{x}(0) \in \mathcal{S}$ and any $\mathbf{w}(t) \in [\mathbf{w}]$, the solution $\mathbf{x}(t)$ of system (8) is in \mathcal{S} for all $t \geq 0$.*

Figure 2 presents an example of a RPI ellipsoid $\mathcal{E}(\mathbf{Q})$ on \mathbb{R}^2 . Section 3 presents a specific condition for RPI for Ellipsoids.

3 Problem formulation

This paper aims to discuss the stability of n -dimensional nonlinear system (8) around the origin. This stability is studied using RPI ellipsoids. The first step is to find an ellipsoid candidate for the system. Then the RPI of the ellipsoid is shown using a condition defined in this section. This condition will be tested by algorithmic approaches in the following sections.

Consider the nonlinear system described by (8) and the centred ellipsoid $\mathcal{E}(\mathbf{Q})$ with $\mathbf{Q} \in S_n^+$. A condition to verify the RPI of $\mathcal{E}(\mathbf{Q})$ is given using Nagumo's theorem. This condition is presented in Theorem 4.

Theorem 4 [1, Section 4.4.1] *The ellipsoid $\mathcal{E}(\mathbf{Q})$ is RPI w.r.t. (8) if and only if*

$$\forall \{\mathbf{x}, \mathbf{w}\} \in \partial \mathcal{E}(\mathbf{Q}) \times [\mathbf{w}], \langle \mathbf{x}, \mathbf{f}(\mathbf{x}, \mathbf{w}) \rangle_{\mathbf{Q}} \leq 0. \quad (9)$$

A numerical method to solve the stability problem is proposed in the following Section 4.

4 Enclosing method

We propose a new numerical method, called the enclosing method to verify the RPI, with operations on matrices of intervals. The method has computational tractability with a computational complexity between $O(n^2)$ and $O(n^3)$, as it will be illustrated in Figure 6 in Section 5.2.2.

Let us define the function

$$\mathbf{h}_\delta : \mathbb{R}^{n+m} \rightarrow \mathbb{R}^n$$

$$\{\mathbf{x}, \mathbf{w}\} \mapsto \mathbf{x} + \delta \mathbf{f}(\mathbf{x}, \mathbf{w}), \quad (10)$$

with an arbitrary small parameter $\delta > 0$. At a time $t > 0$, $\mathbf{h}_\delta(\mathbf{x}(t), \mathbf{w}(t))$ approximates the future state $\mathbf{x}(t + \delta)$, by the Euler method. Consider the set $\mathcal{Y}_\delta^{\mathcal{Q}}$ defined by

$$\mathcal{Y}_\delta^{\mathcal{Q}} = \{\mathbf{y} \in \mathbb{R}^n \mid \exists (\mathbf{x}, \mathbf{w}) \in \partial \mathcal{E}(\mathbf{Q}) \times [\mathbf{w}], \mathbf{y} = \mathbf{h}_\delta(\mathbf{x}, \mathbf{w})\}. \quad (11)$$

As shown in the following Theorem 5, if for all state $\mathbf{x}(t)$ on the border $\partial \mathcal{E}(\mathbf{Q})$ of an ellipsoid $\mathcal{E}(\mathbf{Q})$, the approximation of the future state $\mathbf{x}(t + \delta)$ is inside $\mathcal{E}(\mathbf{Q})$, then the state $\mathbf{x}(t)$ will stay inside $\mathcal{E}(\mathbf{Q})$, as illustrated by Figure 2.

Theorem 5 *If there exists a $\delta > 0$ so that $\mathcal{Y}_\delta^{\mathcal{Q}} \subseteq \mathcal{E}(\mathbf{Q})$, then $\mathcal{E}(\mathbf{Q})$ is RPI w.r.t. (8).*

Proof. Assume $\mathcal{Y}_\delta^{\mathcal{Q}} \subseteq \mathcal{E}(\mathbf{Q})$. Let $\mathbf{x} \in \partial \mathcal{E}(\mathbf{Q})$ and $\mathbf{w} \in [\mathbf{w}]$. Since $\mathbf{h}_\delta(\mathbf{x}, \mathbf{w}) \in \mathcal{Y}_\delta^{\mathcal{Q}}$, one has $\mathbf{h}_\delta(\mathbf{x}, \mathbf{w}) \in \mathcal{E}(\mathbf{Q})$ and thus

$$\begin{aligned} \mathbf{h}_\delta(\mathbf{x}, \mathbf{w})^T \mathbf{Q} \mathbf{h}_\delta(\mathbf{x}, \mathbf{w}) &\leq 1 \\ \stackrel{(10)}{\Leftrightarrow} (\mathbf{x} + \delta \mathbf{f}(\mathbf{x}, \mathbf{w}))^T \mathbf{Q} (\mathbf{x} + \delta \mathbf{f}(\mathbf{x}, \mathbf{w})) &\leq 1 \\ \stackrel{(1),(8)}{\Leftrightarrow} \|\mathbf{x}\|_{\mathbf{Q}}^2 + 2\delta \mathbf{x}^T \mathbf{Q} \mathbf{f}(\mathbf{x}, \mathbf{w}) + \delta^2 \|\dot{\mathbf{x}}\|_{\mathbf{Q}}^2 &\leq 1 \\ \Leftrightarrow \|\mathbf{x}\|_{\mathbf{Q}}^2 + 2\delta \langle \mathbf{x}, \mathbf{f}(\mathbf{x}, \mathbf{w}) \rangle_{\mathbf{Q}} + \delta^2 \|\dot{\mathbf{x}}\|_{\mathbf{Q}}^2 &\leq 1 \\ \Leftrightarrow \langle \mathbf{x}, \mathbf{f}(\mathbf{x}, \mathbf{w}) \rangle_{\mathbf{Q}} \leq \frac{1}{2\delta} (1 - \|\mathbf{x}\|_{\mathbf{Q}}^2 - \delta^2 \|\dot{\mathbf{x}}\|_{\mathbf{Q}}^2). & \end{aligned} \quad (12)$$

Moreover, since $\mathbf{x} \in \partial \mathcal{E}(\mathbf{Q})$, one has $\|\mathbf{x}\|_{\mathbf{Q}}^2 = 1$. Thus $\langle \mathbf{x}, \mathbf{f}(\mathbf{x}, \mathbf{w}) \rangle_{\mathbf{Q}} \leq 0$. Therefore, by Theorem 4, $\mathcal{E}(\mathbf{Q})$ is RPI. \square

In practice, the inclusion in Theorem 5 is hard to verify with a numerical method. Therefore, we propose to use instead an outer ellipsoidal approximation of $\mathcal{Y}_\delta^{\mathcal{Q}}$ to verify RPI as described in the Corollary 6 of Theorem 5.

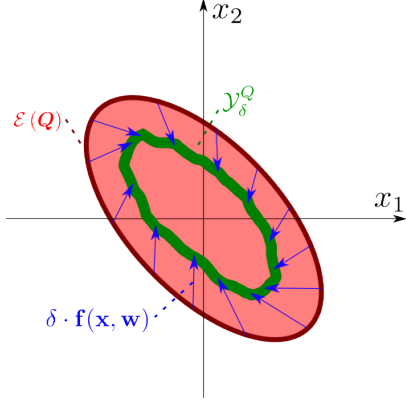


Fig. 2. RPI ellipsoid w.r.t. (8) with the Euler prediction of the function \mathbf{h}_δ with $\delta > 0$

Corollary 6 *Let the ellipsoid $\mathcal{E}(\bar{\mathbf{Q}})$ be an outer approximation of $\mathcal{Y}_\delta^{\mathbf{Q}}$, i.e. $\mathcal{Y}_\delta^{\mathbf{Q}} \subseteq \mathcal{E}(\bar{\mathbf{Q}})$. If $\mathcal{E}(\bar{\mathbf{Q}}) \subseteq \mathcal{E}(\mathbf{Q})$ then $\mathcal{E}(\mathbf{Q})$ is RPI.*

Note that $\mathcal{E}(\bar{\mathbf{Q}}) \subseteq \mathcal{E}(\mathbf{Q})$ is equivalent to $\bar{\mathbf{Q}} - \mathbf{Q} \succeq 0$ which can be numerically verified with a Cholesky decomposition applied on interval matrix. The algorithm of this decomposition consists in using the interval counterpart of the operations in the classical Cholesky decomposition algorithm.

A method to find an outer ellipsoidal approximation $\mathcal{E}(\bar{\mathbf{Q}})$ is proposed in the next Section 4.1.

4.1 Outer ellipsoidal approximation

Inspired from [12, Theorem 3], the outer ellipsoidal approximation $\mathcal{E}(\bar{\mathbf{Q}})$ can be calculated using the Theorem 7.

Theorem 7 *An outer ellipsoidal approximation of $\mathcal{Y}_\delta^{\mathbf{Q}}$ is $\mathcal{E}(\bar{\mathbf{Q}})$ with*

$$\bar{\mathbf{Q}} = \frac{1}{(1 + \rho)^2} \mathbf{A}_x^{-T} \mathbf{Q} \mathbf{A}_x^{-1} \quad (13)$$

where

$$\mathbf{A}_x = \frac{\partial \mathbf{h}_\delta}{\partial \mathbf{x}}(0, \mathbf{w}_m) \quad (14)$$

with \mathbf{w}_m as the middle of the box $[\mathbf{w}]$, and

$$\rho = \sup \{ \|\mathbf{b}([\mathbf{x}], [\mathbf{w}])\| \} \quad (15)$$

with the tightest axis-aligned box $[\mathbf{x}]$ containing $\mathcal{E}(\mathbf{Q})$ and with the vector

$$\mathbf{b}(\mathbf{x}, \mathbf{w}) = \Gamma_{\mathbf{Q}}^{-1} \cdot \mathbf{A}_x^{-1} \cdot \mathbf{h}_\delta(\mathbf{x}, \mathbf{w}) - \Gamma_{\mathbf{Q}}^{-1} \cdot \mathbf{x} \quad (16)$$

Proof. Let $\mathbf{x} \in \partial \mathcal{E}(\mathbf{Q})$ and $\mathbf{w} \in [\mathbf{w}]$. Let us write $\mathbf{a}_1 = \Gamma_{\mathbf{Q}}^{-1} \cdot \mathbf{A}_x^{-1} \cdot \mathbf{h}_\delta(\mathbf{x}, \mathbf{w})$. From (16), one has

$$\mathbf{a}_1 = \Gamma_{\mathbf{Q}}^{-1} \cdot \mathbf{x} + \mathbf{b}(\mathbf{x}, \mathbf{w}) \quad (17)$$

Moreover, according to (3), (4), (15) and the triangular identity, one deduces

$$\begin{aligned} \|\mathbf{a}_1\| &\leq \left\| \Gamma_{\mathbf{Q}}^{-1} \cdot \mathbf{x} \right\| + \|\mathbf{b}(\mathbf{x}, \mathbf{w})\| \\ &\leq 1 + \rho. \end{aligned} \quad (18)$$

From (1), one has

$$\begin{aligned} &\|\mathbf{h}_\delta(\mathbf{x}, \mathbf{w})\|_{\bar{\mathbf{Q}}}^2 \\ &= \mathbf{h}_\delta(\mathbf{x}, \mathbf{w})^T \bar{\mathbf{Q}} \mathbf{h}_\delta(\mathbf{x}, \mathbf{w}). \\ &\stackrel{(13)}{=} \mathbf{h}_\delta(\mathbf{x}, \mathbf{w})^T \frac{1}{(1 + \rho)^2} \mathbf{A}_x^{-T} \mathbf{Q} \mathbf{A}_x^{-1} \mathbf{h}_\delta(\mathbf{x}, \mathbf{w}) \\ &\stackrel{(4), (17)}{=} \frac{1}{(1 + \rho)^2} \mathbf{a}_1^T \mathbf{a}_1 \\ &= \frac{1}{(1 + \rho)^2} \|\mathbf{a}_1\|^2. \end{aligned} \quad (19)$$

Therefore, with (18), one deduces that $\|\mathbf{h}_\delta(\mathbf{x}, \mathbf{w})\|_{\bar{\mathbf{Q}}} \leq 1$. As a result, $\mathbf{h}_\delta(\mathbf{x}, \mathbf{w}) \in \mathcal{E}(\bar{\mathbf{Q}})$ which verifies the theorem. \square

The parameter ρ can be calculated using the centred inclusion function for \mathbf{b} given by Theorem 8

Theorem 8 *The centred inclusion function for \mathbf{b} with the middle point $(\mathbf{x}, \mathbf{w}) = (0, 0)$ is equal to*

$$\begin{aligned} &\mathbf{b}([\mathbf{x}], [\mathbf{w}]) \\ &= \mathbf{b}(0, \mathbf{w}_m) \\ &\quad + \left(\Gamma_{\mathbf{Q}}^{-1} \cdot \mathbf{A}_x^{-1} \left(\mathbf{I}_n + \delta \cdot \left[\frac{\partial \mathbf{f}}{\partial \mathbf{x}} \right]([\mathbf{x}], [\mathbf{w}]) \right) - \Gamma_{\mathbf{Q}}^{-1} \right) \cdot [\mathbf{x}] \\ &\quad + \Gamma_{\mathbf{Q}}^{-1} \cdot \mathbf{A}_x^{-1} \cdot \delta \cdot \left[\frac{\partial \mathbf{f}}{\partial \mathbf{w}} \right]([\mathbf{x}], [\mathbf{w}]) \cdot ([\mathbf{w}] - \mathbf{w}_m). \end{aligned} \quad (20)$$

Proof. From (7) the centred inclusion function for \mathbf{b} with the middle point $(0, 0)$ is

$$\begin{aligned} &\mathbf{b}([\mathbf{x}], [\mathbf{w}]) \\ &= \mathbf{b}(0, \mathbf{w}_m) + \left[\frac{\partial \mathbf{b}}{\partial \mathbf{x}} \right]([\mathbf{x}], [\mathbf{w}]) \cdot ([\mathbf{x}] - 0) \\ &\quad + \left[\frac{\partial \mathbf{b}}{\partial \mathbf{w}} \right]([\mathbf{x}], [\mathbf{w}]) \cdot ([\mathbf{w}] - \mathbf{w}_m) \\ &= \left[\frac{\partial \mathbf{b}}{\partial \mathbf{x}} \right]([\mathbf{x}], [\mathbf{w}]) \cdot [\mathbf{x}] + \left[\frac{\partial \mathbf{b}}{\partial \mathbf{w}} \right]([\mathbf{x}], [\mathbf{w}]) \cdot ([\mathbf{w}] - \mathbf{w}_m), \end{aligned} \quad (21)$$

with the tightest axis-aligned box $[\mathbf{x}]$ containing $\mathcal{E}(\mathbf{Q})$. The involved Jacobians are expressed as

$$\begin{aligned} \frac{\partial \mathbf{b}}{\partial \mathbf{x}}(\mathbf{x}, \mathbf{w}) &= \mathbf{\Gamma}_{\mathbf{Q}}^{-1} \cdot \mathbf{A}_x^{-1} \frac{\partial \mathbf{h}_\delta}{\partial \mathbf{x}}(\mathbf{x}, \mathbf{w}) - \mathbf{\Gamma}_{\mathbf{Q}}^{-1} \\ &\stackrel{(10)}{=} \mathbf{\Gamma}_{\mathbf{Q}}^{-1} \cdot \mathbf{A}_x^{-1} \left(\mathbf{I}_n + \delta \cdot \frac{\partial \mathbf{f}}{\partial \mathbf{x}}(\mathbf{x}, \mathbf{w}) \right) - \mathbf{\Gamma}_{\mathbf{Q}}^{-1} \end{aligned} \quad (22)$$

$$\begin{aligned} \frac{\partial \mathbf{b}}{\partial \mathbf{w}}(\mathbf{x}, \mathbf{w}) &= \mathbf{\Gamma}_{\mathbf{Q}}^{-1} \cdot \mathbf{A}_x^{-1} \cdot \frac{\partial \mathbf{h}_\delta}{\partial \mathbf{w}}(\mathbf{x}, \mathbf{w}) \\ &\stackrel{(10)}{=} \mathbf{\Gamma}_{\mathbf{Q}}^{-1} \cdot \mathbf{A}_x^{-1} \cdot \delta \cdot \frac{\partial \mathbf{f}}{\partial \mathbf{w}}(\mathbf{x}, \mathbf{w}). \end{aligned} \quad (23)$$

Moreover, the matrices \mathbf{A}_x and $\mathbf{\Gamma}_{\mathbf{Q}}$ do not depend on \mathbf{x} and \mathbf{w} , therefore the inclusion function of (22) and (23) can be deduced from the inclusion function of $\frac{\partial \mathbf{f}}{\partial \mathbf{x}}$ and $\frac{\partial \mathbf{f}}{\partial \mathbf{w}}$ such that

$$\begin{aligned} \left[\frac{\partial \mathbf{b}}{\partial \mathbf{x}} \right]([\mathbf{x}], [\mathbf{w}]) &= \mathbf{\Gamma}_{\mathbf{Q}}^{-1} \cdot \mathbf{A}_x^{-1} \left(\mathbf{I}_n \right. \\ &\quad \left. + \delta \cdot \left[\frac{\partial \mathbf{f}}{\partial \mathbf{x}} \right]([\mathbf{x}], [\mathbf{w}]) \right) - \mathbf{\Gamma}_{\mathbf{Q}}^{-1}, \end{aligned} \quad (24)$$

$$\left[\frac{\partial \mathbf{b}}{\partial \mathbf{w}} \right]([\mathbf{x}], [\mathbf{w}]) = \mathbf{\Gamma}_{\mathbf{Q}}^{-1} \cdot \mathbf{A}_x^{-1} \cdot \delta \cdot \left[\frac{\partial \mathbf{f}}{\partial \mathbf{w}} \right]([\mathbf{x}], [\mathbf{w}]). \quad (25)$$

From (21), (24) and (25), one deduces (20). \square

The algorithmic application of Corollary 6 and Theorem 7 and 8 is presented in the following Section 4.2.

4.2 Algorithm of the enclosing method

The algorithm of the enclosing method is presented in Algorithm 1. This algorithm verifies if the ellipsoid $\mathcal{E}(\mathbf{Q})$ is RPI w.r.t. (8) with the perturbation $\mathbf{w} \in [\mathbf{w}]$. If the result is True, the ellipsoid is guaranteed RPI. If the result is False, the algorithm is not able to conclude.

The Algorithm depends on two sub-algorithms. The *enclose_ellipse_by_box* algorithm find the tightest axis-aligned box $[\mathbf{x}]$ such that $\mathcal{E}(\mathbf{Q}) \subseteq [\mathbf{x}]$. The *is_definite_positive* algorithm return True if $\overline{\mathbf{Q}} - \mathbf{Q} \succ 0$ with a guaranteed method such as a Cholesky decomposition. It returns False if it is not able to conclude.

The two most complex operations in this algorithm are the matrix inversion and the Cholesky decomposition. Depending on their algorithm, these operations have a computational complexity between $O(n^2)$ and $O(n^3)$. Therefore the computational complexity of Algorithm 1 is expected to have a similar scale.

This algorithm will be applied to several examples in the following Section 5.

Algorithm 1 Algorithm of the enclosing method

Input $\mathbf{Q}, \mathbf{f}, [\mathbf{w}], \delta$

Output res

- 1: $\mathbf{\Gamma}_{\mathbf{Q}} = (\sqrt{\mathbf{Q}})^{-1}$
 - 2: $[\mathbf{x}] = \text{enclose_ellipse_by_box}(\mathbf{Q})$
 - 3: $\mathbf{A}_x = \mathbf{I}_n + \delta \cdot \frac{\partial \mathbf{f}}{\partial \mathbf{x}}(0, \mathbf{w}_m)$
 - 4: $[\mathbf{b}] = \mathbf{b}(0, \mathbf{w}_m) + \left(\mathbf{\Gamma}_{\mathbf{Q}}^{-1} \mathbf{A}_x^{-1} \left(\mathbf{I}_n + \delta \cdot \left[\frac{\partial \mathbf{f}}{\partial \mathbf{x}} \right]([\mathbf{x}], [\mathbf{w}]) \right) - \mathbf{\Gamma}_{\mathbf{Q}}^{-1} \right) \cdot [\mathbf{x}]$
 $+ \mathbf{\Gamma}_{\mathbf{Q}}^{-1} \cdot \mathbf{A}_x^{-1} \cdot \delta \cdot \left[\frac{\partial \mathbf{f}}{\partial \mathbf{w}} \right]([\mathbf{x}], [\mathbf{w}]) \cdot ([\mathbf{w}] - \mathbf{w}_m)$
 - 5: $[\|\mathbf{b}\|] = \text{norm2}([\mathbf{b}])$
 - 6: $\rho = \text{upper_bound}([\|\mathbf{b}\|])$
 - 7: $\overline{\mathbf{Q}} = \frac{1}{(1+\rho)^2} \mathbf{A}_x^{-T} \mathbf{Q} \mathbf{A}_x^{-1}$
 - 8: res = *is_definite_positive*($\overline{\mathbf{Q}} - \mathbf{Q}$)
-

5 Application

In this section, the RPI is tested with the enclosing method exposed in Section 4 on two example systems. The first example is a simple damping pendulum to illustrate the approaches with 2-dimensional ellipsoids. The second example is a n -dimensional nonlinear system, deduced from a platooning problem. Results are discussed in Section 5.3.

To find a good candidate for $\mathcal{E}(\mathbf{Q})$, one may linearize the system at the equilibrium, then find a quadratic Lyapunov function with the Lyapunov equation [1, Section 4.4.1]. Then, one may interpret this function as the norm (1), thus defining the matrix \mathbf{Q} . In this case, $\mathcal{E}(\mathbf{Q})$ is RPI w.r.t. the linearized system.

Note that RPI can also be verified by conventional procedures such as in [6, Chapter 9] with Lyapunov function, or such as in [14] with interval analysis. While there is plenty of result for the pendulum example such as in [6] and [4], Lyapunov functions are more difficult to find for the 2nd example. Conventional interval analysis methods with bisection are relevant for the pendulum. But they are irrelevant to high dimensional problems because of the exponential computational time, as it will be shown in Figure 6.

These tests are implemented in Python language with the libraries Codac for interval analysis, Scipy for symbolic expressions, Numpy for matrix operations, and Matplotlib for figure drawing. The code and further documentation is available at <https://morganlouedec.fr/index.php/ellirpi/>

State trajectories illustrated by Figures 3, 4a and 4b are

simulated for 10 s with the Euler method with a time period $d_t = 0.1$ s.

5.1 Pendulum

Consider a simple pendulum described by the state equations

$$\begin{cases} \dot{x}_1 = x_2 \\ \dot{x}_2 = -\sin(x_1) - 2 \cdot x_2 + w \end{cases} \quad (26)$$

where x_1 is the position of the pendulum, x_2 its rotational speed and w is a speed perturbation. Consider $[w] = [-0.1; 0.1]$.

5.1.1 Testing a positive invariant ellipsoid

The ellipsoid $\mathcal{E}(\mathbf{Q}_1)$ is tested with $\mathbf{Q}_1 = \begin{bmatrix} 6 & 2 \\ 2 & 2 \end{bmatrix}$ and

the parameters $\delta = 0.1$. The Algorithm 1 verifies that $\mathcal{E}(\mathbf{Q}_1)$ is RPI. Figure 3 illustrates the results.

One observes that the ellipsoid $\mathcal{E}(\overline{\mathbf{Q}}_1)$ (in green) is inside the ellipsoid $\mathcal{E}(\mathbf{Q}_1)$ (in red). The matrix $\overline{\mathbf{Q}}_1 - \mathbf{Q}_1$ has a Cholesky decomposition. Therefore $\overline{\mathbf{Q}}_1 - \mathbf{Q}_1$ is positive definite. Thus, one can use the Theorem 6 to show that $\mathcal{E}(\mathbf{Q}_1)$ is RPI. Indeed, one can observe that the four state trajectories starting on the ellipse $\partial\mathcal{E}(\mathbf{Q}_1)$ stay in the ellipsoid $\mathcal{E}(\mathbf{Q}_1)$ at any time and converge to a smaller set around origin.

5.1.2 Testing a non positive invariant ellipsoid

The ellipsoid $\mathcal{E}(\mathbf{Q}_2)$ is tested with $\mathbf{Q}_2 = \begin{bmatrix} 6 & -2 \\ -2 & 2 \end{bmatrix}$ and the parameters $\delta = 0.1$. The Algorithm 1 is not able to conclude. Figure 4a illustrates the results.

One observes that $\mathcal{E}(\overline{\mathbf{Q}}_2)$ is not inside $\mathcal{E}(\mathbf{Q}_2)$. Indeed, the Cholesky decomposition algorithm of $\overline{\mathbf{Q}}_2 - \mathbf{Q}_2$ failed. Thus, the enclosing method cannot conclude on the robust positive invariance of $\mathcal{E}(\mathbf{Q}_2)$. One can also observe that some state trajectories starting on $\partial\mathcal{E}(\mathbf{Q}_2)$ exit $\mathcal{E}(\mathbf{Q}_2)$. \mathbf{Q}_2 is not RPI.

5.1.3 Testing a small positive invariant ellipsoid

The ellipsoid $\mathcal{E}(\mathbf{Q}_3)$ is tested with $\mathbf{Q}_3 = 10\mathbf{Q}_1$ and the parameters $\delta = 0.1$. Note that $\mathcal{E}(\mathbf{Q}_3) = \frac{1}{\sqrt{10}}\mathcal{E}^1(\mathbf{Q}_1)$ can be verified RPI with SIVIA methods. The Algorithm 1 is not able to conclude. Figure 4b illustrates the results.

As in Section 5.1.2, the Cholesky decomposition of $\overline{\mathbf{Q}}_3 - \mathbf{Q}_3$ failed. $\mathcal{E}(\overline{\mathbf{Q}}_3)$ is not inside $\mathcal{E}(\mathbf{Q}_3)$ in the Figure 4b. Therefore, the enclosing method cannot verify the positive invariance. Different values of δ were tested to find

a better enclosing ellipsoid $\overline{\mathbf{Q}}_3$. Even with a very small value of δ , such as $\delta = 10^{-10}$, $\overline{\mathbf{Q}}_3 - \mathbf{Q}_3$ is not verified positive definite.

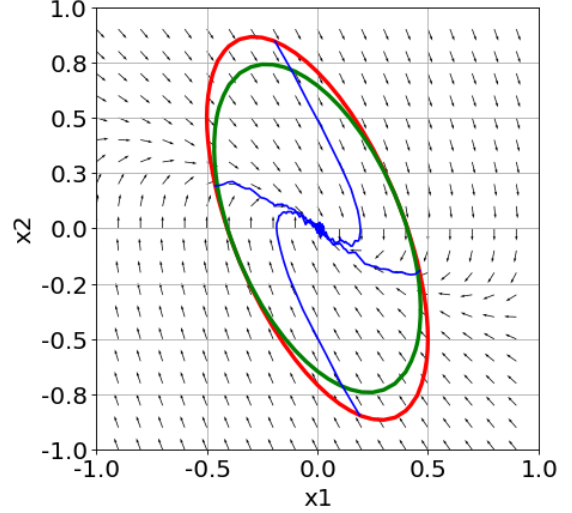


Fig. 3. Pendulum with the red ellipse $\partial\mathcal{E}(\mathbf{Q})$, the green ellipse $\partial\mathcal{E}(\overline{\mathbf{Q}})$, the blue state trajectories starting on $\partial\mathcal{E}(\mathbf{Q})$ and the black vector field $\mathbf{f}(\mathbf{x}, 0)$.

5.2 n-dimensional system

Consider m robots turning on a circular road of circumference L . Each robot \mathcal{R}_i with $i \in [1, \dots, m]$ satisfies the following state equation

$$\begin{cases} \dot{a}_i = v_i \\ \dot{v}_i = u_i + w_i \end{cases} \quad (27)$$

where a_i is the position of the robot, v_i its speed, u_i its control signal and w_i a small dynamical perturbation. Each robot \mathcal{R}_i is equipped with a radar that returns the distance d_i to the next robot \mathcal{R}_{i+1} and its derivative \dot{d}_i as illustrated by Figure 5. The controller of \mathcal{R}_i is defined

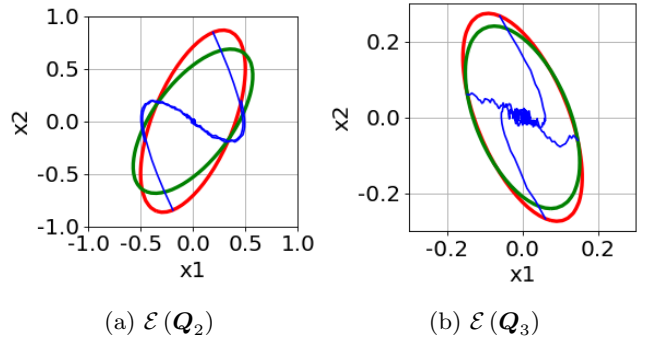


Fig. 4. Results for ellipsoids $\mathcal{E}(\mathbf{Q}_2)$ and $\mathcal{E}(\mathbf{Q}_3)$

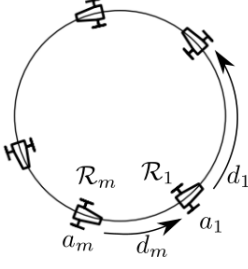


Fig. 5. Platooning on the circle

by

$$u_i = \arctan \left((d_i - d_d) + \dot{d}_i + (v_d - v_i) \right) \quad (28)$$

where $d_d = \frac{L}{m}$ is the desired value for d_i and where v_d is the desired value for v_i . The $\arctan(\cdot)$ function illustrates a control saturation and makes the system non linear. Consider the state vector

$$\mathbf{x} = \begin{bmatrix} d_1 - d_d, d_2 - d_d, \dots, d_{m-1} - d_d, \\ v_1 - v_d, v_2 - v_d, \dots, v_m - v_d \end{bmatrix}^T. \quad (29)$$

of dimension $n = 2m - 1$. This state is solution to the system

$$\dot{x}_i = \begin{cases} x_{m+i} - x_{m+i-1} & \text{for } i < m \\ \arctan(x_{i-m+1} + x_{i+1} - 2x_i) + w_{i-m+1} & \text{for } m \leq i < n \\ \arctan(x_m - 2x_n - \sum_{k=1}^{m-1} x_k) + w_m & \text{for } i = n \end{cases} \quad (30)$$

5.2.1 Example with 5 robots

Consider $[w_i] = [-10^{-4}; 10^4]$, $m = 5$ and $n = 2m - 1 = 9$. The 9-dimensional candidate ellipsoid $\mathcal{E}(\mathbf{Q}_n)$ is tested with the parameter $\delta = 0.01$, and \mathbf{Q}_n as the solution to the Lyapunov equation

$$\begin{aligned} \mathbf{A}^T \mathbf{Q}_n + \mathbf{Q}_n \mathbf{A} &= -10^j \mathbf{I}_n \\ \mathbf{A} &= \frac{\partial \mathbf{f}}{\partial \mathbf{x}}(0, 0) \end{aligned} \quad (31)$$

with $j = 4$. The Algorithm 1 verifies that $\mathcal{E}(\mathbf{Q}_n)$ is RPI.

5.2.2 Computational time with m robots

Different values of m are tested with $[w_i] = [-10^{-k}; 10^k]$, the perturbation amplitude $k > 0$, and \mathbf{Q}_n as the solu-

tion to (31). The parameters j , k and δ are adjusted to have $\mathcal{E}(\mathbf{Q}_n)$ verified RPI. In comparison, a SIVIA is also tested to solve (9). The computational time is measured and illustrated in Figure 6. One can observe that the complexity of the enclosing algorithm is polynomial. In comparison, the computational time of the SIVIA method skyrockets. The SIVIA method is also limited by the random-access memory capacity which made it inoperative with $m > 3$ in the test.

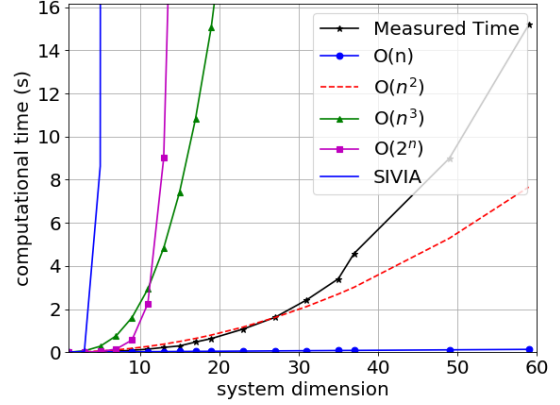


Fig. 6. Computational time

5.3 Result and discussion

In the examples of the previous section, the enclosing methods verified the robust positive invariance of some candidates for the example systems.

Section 5.1.3 shows that the enclosing method has some pessimism and cannot always verify the RPI. It is only problematic with ellipsoids which are barely RPI. The method works better on systems whose linearization at the equilibrium is asymptotically stable. It is often the case for controlled systems.

Section 5.2 shows that the enclosing method is effective on high-dimensional systems. It is a big advantage compared to exponential solving methods such as the SIVIA method in [14] which are inoperative on high dimensional problems.

The parameters δ can influence the chance of a conclusion. Thus, several attempts with different parameter values may be necessary.

Other ellipsoids verifying RPI can exist. Among them, the smallest RPI ellipsoid can approximate the zone where the state does not converge anymore. This smallest ellipsoid will be the subject of a future study. The methods could be generalized to time-dependent systems and time-dependent RPI ellipsoids. It will also be the subject of future study.

6 Conclusion

In this paper, a computational tractable method is presented to test the robust positive invariance of ellipsoids with respect to n -dimensional nonlinear systems with bounded perturbations. To our knowledge, it is the first time that n -dimensional stability is studied with interval methods. Ellipsoids allow for analysing the systems' stability around their equilibrium point. The developed method finds the image of the ellipsoid by a one-step Euler prediction, encapsulates this image with another ellipsoid, and uses it to verify the invariance criterion. This numerical method cannot always conclude on the positive invariance, but the invariance is guaranteed when a conclusion is found.

Future work will study the RPI of time-dependent ellipsoids. These ellipsoids will be used to solve problems with time-dependent systems or to find ellipsoidal state tubes. Moreover, the encompassing algorithm will be applied in the stability analysis of practical high-dimensional systems such as robot fleets. The calculation of the smallest RPI ellipsoid will also be investigated.

Acknowledgment

This work has been supported by the French Defence Innovation Agency (AID).

References

- [1] Franco Blanchini and Stefano Miani. *Set-Theoretic Methods in Control*. Systems & Control: Foundations & Applications. Springer International Publishing, Cham, 2015.
- [2] Stephen Boyd, Laurent El Ghaoui, Eric Feron, and Venkataramanan Balakrishnan. *Linear Matrix Inequalities in System and Control Theory*. SIAM, January 1994. Google-Books-ID: H2Nxxi5_fo0C.
- [3] Willem Esterhuizen, Tim Aschenbruck, and Stefan Streif. On maximal robust positively invariant sets in constrained nonlinear systems. *Automatica*, 119:109044, September 2020.
- [4] Morris W. Hirsch, Stephen Smale, and Robert L. Devaney. *Differential Equations, Dynamical Systems, and an Introduction to Chaos*. Elsevier, 2013.
- [5] Luc Jaulin, Michel Kieffer, Olivier Didrit, and Eric Walter. *Applied Interval Analysis*. Springer, London, 2001.
- [6] Hassan K. Khalil. *Nonlinear Systems*. Pearson, Upper Saddle River, NJ, 3rd edition, December 2001.
- [7] Thomas Le Mezo, Luc Jaulin, and Benoit Zerr. An Interval Approach to Compute Invariant Sets. *IEEE Transactions on Automatic Control*, 62(8):4236–4242, August 2017. Conference Name: IEEE Transactions on Automatic Control.
- [8] Jie Lian and Feiyue Wu. Stabilization of Switched Linear Systems Subject to Actuator Saturation via Invariant Semiellipsoids. *IEEE Transactions on Automatic Control*, 65(10):4332–4339, October 2020. Conference Name: IEEE Transactions on Automatic Control.
- [9] Yan-Jun Liu, Shumin Lu, Shaocheng Tong, Xinkai Chen, C. L. Philip Chen, and Dong-Juan Li. Adaptive control-based Barrier Lyapunov Functions for a class of stochastic nonlinear systems with full state constraints. *Automatica*, 87:83–93, January 2018.
- [10] Boris T. Polyak, Alexander V. Nazin, Michael V. Topunov, and Sergey A. Nazin. Rejection of Bounded Disturbances via Invariant Ellipsoids Technique. In *Proceedings of the 45th IEEE Conference on Decision and Control*, pages 1429–1434, December 2006. ISSN: 0191-2216.
- [11] Dianwei Qian, Chengdong Li, SukGyu Lee, and Chao Ma. Robust formation maneuvers through sliding mode for multi-agent systems with uncertainties. *IEEE/CAA Journal of Automatica Sinica*, 5(1):342–351, January 2018. Conference Name: IEEE/CAA Journal of Automatica Sinica.
- [12] Andreas Rauh and Luc Jaulin. A computationally inexpensive algorithm for determining outer and inner enclosures of nonlinear mappings of ellipsoidal domains. *International Journal of Applied Mathematics and Computer Science*, 31(3):399–415, 2021.
- [13] Andreas Rauh, Julia Kersten, and Harald Aschemann. Interval methods and contractor-based branch-and-bound procedures for verified parameter identification of quasi-linear cooperative system models. *Journal of Computational and Applied Mathematics*, 367:112484, March 2020.
- [14] Swantje Romig, Luc Jaulin, and Andreas Rauh. Using Interval Analysis to Compute the Invariant Set of a Nonlinear Closed-Loop Control System. *Algorithms*, 12(12):262, December 2019. Number: 12 Publisher: Multidisciplinary Digital Publishing Institute.
- [15] Edward John Routh and Adams prize essay. *A treatise on the stability of a given state of motion, particularly steady motion*. London, Macmillan and co., 1877.
- [16] Giorgio Valmorbida and James Anderson. Region of attraction estimation using invariant sets and rational Lyapunov functions. *Automatica*, 75:37–45, January 2017.
- [17] Avishai Weiss, Christopher Petersen, Morgan Baldwin, R. Scott Erwin, and Ilya Kolmanovskiy. Safe Positively Invariant Sets for Spacecraft Obstacle Avoidance. *Journal of Guidance, Control, and Dynamics*, 38(4):720–732, 2015. Publisher: American Institute of Aeronautics and Astronautics eprint: <https://doi.org/10.2514/1.G000115>.
- [18] Dongmin Yu, Yingying Mao, Bing Gu, Sayyad Nojavan, Kittisak Jemsittiparsert, and Maryam Nasser. A new LQG optimal control strategy applied on a hybrid wind turbine/solid oxide fuel cell/ in the presence of the interval uncertainties. *Sustainable Energy, Grids and Networks*, 21:100296, March 2020.
- [19] Jun Zhou, Yaohua Guo, Gongjun Li, and Jun Zhang. Event-Triggered Control for Nonlinear Uncertain Second-Order Multi-Agent Formation With Collision Avoidance. *IEEE Access*, 7:104489–104499, 2019. Conference Name: IEEE Access.