



HAL
open science

Green's functions for the isotropic planar relaxed micromorphic model - concentrated force and concentrated couple

Panos Gourgiotis, Gianluca Rizzi, Peter Lewintan, Davide Bernardini, Adam Sky, Angela Madeo, Patrizio Neff

► To cite this version:

Panos Gourgiotis, Gianluca Rizzi, Peter Lewintan, Davide Bernardini, Adam Sky, et al.. Green's functions for the isotropic planar relaxed micromorphic model - concentrated force and concentrated couple. 2023. hal-04250494

HAL Id: hal-04250494

<https://hal.science/hal-04250494>

Preprint submitted on 19 Oct 2023

HAL is a multi-disciplinary open access archive for the deposit and dissemination of scientific research documents, whether they are published or not. The documents may come from teaching and research institutions in France or abroad, or from public or private research centers.

L'archive ouverte pluridisciplinaire **HAL**, est destinée au dépôt et à la diffusion de documents scientifiques de niveau recherche, publiés ou non, émanant des établissements d'enseignement et de recherche français ou étrangers, des laboratoires publics ou privés.

Green's functions for the isotropic planar relaxed micromorphic model - concentrated force and concentrated couple

Panos Gourgiotis¹, Gianluca Rizzi², Peter Lewintan³, Davide Bernardini⁴,
Adam Sky⁵, Angela Madeo⁶, and Patrizio Neff⁷

October 11, 2023

Abstract

We derive the Green's functions (concentrated force and couple in an infinite space) for the isotropic planar relaxed micromorphic model. Since the relaxed micromorphic model particularises into the micro-stretch, Cosserat (micropolar), couple-stress, and linear elasticity model for certain choices of material parameters, we recover the fundamental solutions in all these cases.

Keywords: generalized continua, fundamental solution, Kelvin-Mindlin problem, concentrated force, concentrated couple, micromorphic continuum, micro-stretch, Cosserat continuum, micropolar continuum, couple stress model, relaxed micromorphic model, gauge invariant dislocation model.

Contents

1	Introduction	2
1.1	Notation	3
2	The isotropic relaxed micromorphic model	4
3	The isotropic relaxed micromorphic model in plane-strain	4
4	Fundamental solutions for the relaxed micromorphic continuum under plane strain conditions	7
4.1	Concentrated force: The Kelvin problem	7
4.1.1	The relaxed micromorphic continuum with zero micro and macro Poisson's ratio	11
4.1.2	The pure relaxed micromorphic continuum with symmetric force stress tensor	11
4.1.3	Limiting cases	11
4.2	Concentrated couple	14
4.2.1	The pure relaxed micromorphic continuum with symmetric force stress tensor	15
4.2.2	Limiting cases	15
5	Fundamental solution for an isotropic gauge-invariant incompatible elasticity model in plane strain	17
6	Numerical results and discussion	18
6.1	Concentrated force	18
6.2	Concentrated couple	19
7	Tree of limit cases of the isotropic relaxed micromorphic model	22

¹Corresponding author: Panos Gourgiotis, Mechanics Division, SAMPS, National Technical University of Athens, Zographou, GR-15773, Greece, email: pgourgiotis@mail.ntua.gr

²Gianluca Rizzi, Faculty of Architecture and Civil Engineering, TU Dortmund, August-Schmidt-Str. 8, 44227 Dortmund, Germany, email: gianluca.rizzi@tu-dortmund.de

³Peter Lewintan, Faculty of Mathematics, University of Duisburg-Essen, Thea-Leymann-StraÙe 9, 45127 Essen, Germany, email: peter.lewintan@uni-due.de

⁴Davide Bernardini, Department of Structural and Geotechnical Engineering, Sapienza University of Rome, Rome, Italy, email: davide.bernardini@uniroma1.it

⁵Adam Sky, Institute of Computational Engineering and Sciences, Department of Engineering, Faculty of Science, Technology and Medicine, University of Luxembourg, 6, Avenue de la Fonte, L-4362 Esch-sur-Alzette, Luxembourg, email: adam.sky@uni.lu

⁶Angela Madeo, Faculty of Architecture and Civil Engineering, TU Dortmund, August-Schmidt-Str. 8, 44227 Dortmund, Germany, email: angela.madeo@tu-dortmund.de

⁷Patrizio Neff, Head of Chair for Nonlinear Analysis and Modelling, Fakultät für Mathematik, Universität Duisburg-Essen, Thea-Leymann-StraÙe 9, 45127 Essen, Germany, email: patrizio.neff@uni-due.de

A Appendix	25
A.1 A true two-scale model: the relaxed micromorphic limit for $L_c \rightarrow 0$ and $L_c \rightarrow \infty$ in three dimensions	26
A.1.1 Limit for $L_c \rightarrow 0$: lower bound macroscopic stiffness $\mathbb{C}_{\text{macro}}$	26
A.1.2 Limit for $L_c \rightarrow \infty$: upper bound microscopic stiffness $\mathbb{C}_{\text{micro}}$	27
A.1.3 Limit for $\mathbb{C}_e \rightarrow +\infty$ with $\mu_c = 0$: lower bound macroscopic stiffness $\mathbb{C}_{\text{macro}}$	27
A.2 A true two-scale model: the relaxed micromorphic model limit for $L_c \rightarrow 0$ and $L_c \rightarrow \infty$ in plane strain	28
A.2.1 Limit for $L_c \rightarrow 0$: lower bound macroscopic stiffness $\mathbb{C}_{\text{macro}}$	28
A.2.2 Limit for $L_c \rightarrow \infty$: upper bound microscopic stiffness $\mathbb{C}_{\text{micro}}$	29
A.3 Some particular cases of the relaxed micromorphic model	30
A.3.1 The pure relaxed micromorphic equations	30
A.3.2 The relaxed micromorphic model with zero micro and macro Poisson's ratio	30
A.3.3 The relaxed micromorphic model with one curvature parameter, a zero Cosserat couple modulus, and a zero micro and macro Poisson's ratio	30
A.4 Subclasses of the relaxed micromorphic model as singular limits	31
A.4.1 The isotropic micro-stretch model in dislocation form as a particular case of the relaxed micromorphic model	31
A.4.2 The isotropic Cosserat model in dislocation form as a particular case of the relaxed micromorphic model	31
A.4.3 Classical isotropic linear elasticity in plane strain	32
A.5 Properties of the second kind modified Bessel functions	32

1 Introduction

The relaxed micromorphic is a new generalised continuum model that allows to describe size-effects and band-gaps appearing in metamaterials [7, 42, 59, 60, 61, 66, 67, 81] (in its dynamic setting). The relaxed micromorphic model belongs to the family of micromorphic models [9, 43] in that the kinematics is given by the classical displacement $u : \Omega \rightarrow \mathbb{R}^3$ and the non-symmetric micro-distortion $P : \Omega \rightarrow \mathbb{R}^{3 \times 3}$, and the solution is determined from the variational two-field problem

$$I(u, P) = \int_{\Omega} \frac{1}{2} \left(\langle \mathbb{C}_e \text{sym}(Du - P), \text{sym}(Du - P) \rangle + \langle \mathbb{C}_c \text{skew}(Du - P), \text{skew}(Du - P) \rangle \right. \\ \left. + \langle \mathbb{C}_{\text{micro}} \text{sym} P, \text{sym} P \rangle + \mu_{\text{macro}} L_c^2 \langle \mathbb{L} \text{Curl} P, \text{Curl} P \rangle \right) dx \longrightarrow \min(u, P). \quad (1)$$

Here $\mathbb{C}_e, \mathbb{C}_{\text{micro}}, \mathbb{L}$ are positive-definite fourth-order tensors, and L_c is a characteristic length and $\mu_{\text{macro}} = \mu_M$ is the macroscopic shear modulus. \mathbb{C}_c is a positive semi-definite fourth order tensor and we note the homogenization relation [50, 52]

$$\mathbb{C}_e = \mathbb{C}_{\text{micro}} \left(\mathbb{C}_{\text{micro}} - \mathbb{C}_{\text{macro}} \right)^{-1} \mathbb{C}_{\text{macro}} \iff \mathbb{C}_{\text{macro}} = \mathbb{C}_{\text{micro}} \left(\mathbb{C}_{\text{micro}} + \mathbb{C}_e \right)^{-1} \mathbb{C}_e, \quad (2) \\ \mathbb{C}_{\text{micro}} = \mathbb{C}_e \left(\mathbb{C}_e - \mathbb{C}_{\text{macro}} \right)^{-1} \mathbb{C}_{\text{macro}},$$

connecting the macroscopic stiffness $\mathbb{C}_{\text{macro}}$ uniquely known from classical homogenization for a periodic metamaterial to the stiffness tensors $\mathbb{C}_{\text{micro}}$ and \mathbb{C}_e of the relaxed micromorphic model. This new model leverages some of the main shortcomings of the classical Eringen-Mindlin micromorphic model (unbounded stiffness, multitude of parameters). This is achieved by reducing the complexity of the strain energy function in two ways: first (i) by excluding some generalities in the local part of the energy, and second and foremost (ii) by reducing the dependency of the curvature energy acting on a full gradient of the micro-distortion in the classical Mindlin-Eringen model to only a dependency on its Curl. The consequences of this choice are remarkable: the additional balance equation remains of the second order (Curl is a second order tensor) and the model still includes the better known micro-stretch and Cosserat (micropolar) models (which can be alternatively written in dislocation format with a Curl in the curvature part [12]). Compared to the classical Eringen-Mindlin micromorphic model, note the absence of mixed coupling terms between the elastic strain $\text{sym}(Du - P)$ and the microstrain $\text{sym} P$, i.e, terms like $\langle \hat{\mathbb{C}} \text{sym}(Du - P), \text{sym}(Du - P) \rangle$. This is the reason for which the crucial homogenization formula (2) for $L_c \rightarrow 0$ can be obtained. Unlike for the linear Cosserat (micropolar) model, the relaxed micromorphic model remains operative and well posed [4, 11, 52] also for zero Cosserat couple modulus $\mu_c \equiv 0$ ($\mathbb{C}_c \equiv 0$), in which case the force stress tensor remains symmetric. The well-posedness is established using novel generalized Korn's inequalities for incompatible tensor fields [35, 36, 37, 38, 55, 56], whereby sharp criteria for the validity of such coercivity estimates were given in the recent work [13, 14, 15]. In addition, the relaxed micromorphic model now operates as a true two-scale model between two clearly defined scales: the macroscopic scale with stiffness tensor $\mathbb{C}_{\text{macro}}$ appearing for the characteristic length $L_c \rightarrow 0$ (arbitrary large sample) and the microscopic scale with stiffness tensor $\mathbb{C}_{\text{micro}}$ appearing for $L_c \rightarrow \infty$. Again, see Fig. 1, the limit $L_c \rightarrow \infty$ diverges as such in the classical micromorphic, second gradient, Cosserat model, along with others.

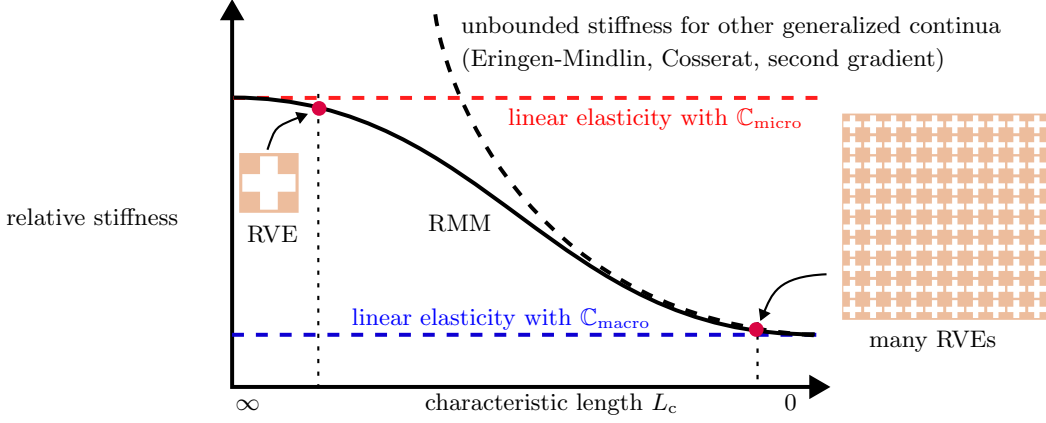


Figure 1: The stiffness of the relaxed micromorphic model (RMM) is bounded from above and below. Other generalized continua exhibit unbounded stiffness for small sizes. For large values of the characteristic length L_c , linear elasticity with a micro elasticity tensor is recovered (one RVE) while linear elasticity with a macro elasticity tensor is obtained for small values of the characteristic length (many RVEs).

The above mentioned advantages have led to a multitude of investigations in short-time from the numerical side [69, 71, 72, 73, 74, 75], from the modelling side [7, 42, 59, 60, 61, 66, 67, 81], analytical solutions [62, 63, 64, 65], regularity of solutions [28, 29], and many others.

In this paper we continue our investigations from the theoretical side by determining the Green's functions for the case of a concentrated force and a concentrated couple in an infinite relaxed micromorphic medium. Closed form solutions are derived using a Fourier transform analysis and results from generalized functions. It is shown that several well known generalized continuum fundamental solutions can be obtained as singular limiting cases of the relaxed micromorphic solution. In particular, from the relaxed micromorphic solutions we can readily derive the couple-stress, Cosserat-micropolar, micro-stretch, micro-void, and classical elasticity fundamental solutions ([3, 8, 23, 24, 25, 26, 32, 39, 44, 45, 46, 68, 80, 83]), showing thus how versatile the relaxed micromorphic theory is. On the other hand, the full Eringen-Mindlin micromorphic model is at present too complicated for analytical or even numerical solutions to be sought. Here we take again advantage of the relaxed micromorphic model which drastically simplifies the situation in the isotropic planar case (only one curvature parameter remains operative). In the appendix we exhibit the two-scale elasticity nature relaxed micromorphic model. Moreover, we show how other generalised continua (micro-stretch, micro-void, Cosserat-micropolar) appear as limits of the relaxed micromorphic model.

1.1 Notation

For vectors $a, b \in \mathbb{R}^n$, we define the scalar product $\langle a, b \rangle := \sum_{i=1}^n a_i b_i \in \mathbb{R}$, the (squared) euclidean norm $\|a\|^2 := \langle a, a \rangle$ and the dyadic product $a \otimes b := (a_i b_j)_{ij} \in \mathbb{R}^{n \times n}$. In the same way, for tensors $P, Q \in \mathbb{R}^{n \times n}$, we define the scalar product $\langle P, Q \rangle := \sum_{i,j=1}^n P_{ij} Q_{ij} \in \mathbb{R}$ and the (squared) Frobenius-norm $\|P\|^2 := \langle P, P \rangle$. Moreover, $P^T := (P_{ji})_{ij}$ denotes the transposition of the matrix $P = (P_{ij})_{ij}$, which decomposes orthogonally into the skew-symmetric part $\text{skew } P := \frac{1}{2}(P - P^T)$ and the symmetric part $\text{sym } P := \frac{1}{2}(P + P^T)$. The identity matrix is denoted by $\mathbb{1}$, so that the trace of a matrix P is given by $\text{tr } P := \langle P, \mathbb{1} \rangle$, while the deviatoric component of a matrix is given by $\text{dev } P := P - \frac{\text{tr}(P)}{3} \mathbb{1}$. Given this, the orthogonal decomposition possible for a matrix is $P = \text{dev sym } P + \text{skew } P + \frac{\text{tr}(P)}{3} \mathbb{1}$. The Lie-Algebra of skew-symmetric matrices is denoted by $\mathfrak{so}(3) := \{A \in \mathbb{R}^{3 \times 3} \mid A^T = -A\}$. Using the one-to-one map $\text{axl} : \mathfrak{so}(3) \rightarrow \mathbb{R}^3$ we have

$$Ab = \text{axl}(A) \times b \quad \forall A \in \mathfrak{so}(3), \quad b \in \mathbb{R}^3. \quad (3)$$

where \times denotes the cross product in \mathbb{R}^3 . The inverse of axl is denoted by $\text{Anti} : \mathbb{R}^3 \rightarrow \mathfrak{so}(3)$. The derivative Du and the curl of a vector field u are defined as

$$Du = \begin{pmatrix} u_{1,1} & u_{1,2} & u_{1,3} \\ u_{2,1} & u_{2,2} & u_{2,3} \\ u_{3,1} & u_{3,2} & u_{3,3} \end{pmatrix}, \quad \text{curl } u = \nabla \times u = \begin{pmatrix} u_{3,2} - u_{2,3} \\ u_{1,3} - u_{3,1} \\ u_{2,1} - u_{1,2} \end{pmatrix}. \quad (4)$$

We also introduce the Curl and the Div operators for $P \in \mathbb{R}^{3 \times 3}$ as

$$\text{Curl } P = \begin{pmatrix} (\text{curl}(P_{11}, P_{12}, P_{13})^T)^T \\ (\text{curl}(P_{21}, P_{22}, P_{23})^T)^T \\ (\text{curl}(P_{31}, P_{32}, P_{33})^T)^T \end{pmatrix}, \quad \text{Div } P = \begin{pmatrix} \text{div}(P_{11}, P_{12}, P_{13})^T \\ \text{div}(P_{21}, P_{22}, P_{23})^T \\ \text{div}(P_{31}, P_{32}, P_{33})^T \end{pmatrix}. \quad (5)$$

The cross product between a second order tensor and a vector is also needed and is defined row-wise as follow

$$m \times b = \begin{pmatrix} (b \times (m_{11}, m_{12}, m_{13})^T)^T \\ (b \times (m_{21}, m_{22}, m_{23})^T)^T \\ (b \times (m_{31}, m_{32}, m_{33})^T)^T \end{pmatrix} = m \cdot \epsilon \cdot b = m_{ik} \epsilon_{kjh} b_h, \quad (6)$$

where $m \in \mathbb{R}^{3 \times 3}$, $b \in \mathbb{R}^3$, and ϵ is the Levi-Civita tensor.

2 The isotropic relaxed micromorphic model

It has the kinematics of the classical Eringen-Mindlin micromorphic isotropic model [9, 43], i.e. the displacement $u \in \mathbb{R}^3$ and the non-symmetric micro-distortion $P \in \mathbb{R}^{3 \times 3}$ as independent fields. The strain energy density reads

$$\begin{aligned} W(Du, P, \text{Curl } P) &= \mu_e \|\text{sym}(Du - P)\|^2 + \mu_c \|\text{skew}(Du - P)\|^2 + \frac{\lambda_e}{2} \text{tr}^2(Du - P) \\ &+ \mu_{\text{micro}} \|\text{sym } P\|^2 + \frac{\lambda_{\text{micro}}}{2} \text{tr}^2(P) \\ &+ \frac{\mu_{\text{macro}} L_c^2}{2} \left(a_1 \|\text{dev sym Curl } P\|^2 + a_2 \|\text{skew Curl } P\|^2 + \frac{a_3}{3} \text{tr}^2(\text{Curl } P) \right), \end{aligned} \quad (7)$$

while the two equilibrium equations are

$$\text{Div } \sigma = f, \quad \sigma - \sigma_{\text{micro}} - \text{Curl } m = M, \quad (8)$$

with

$$\begin{aligned} \sigma &:= 2\mu_e \text{sym}(Du - P) + 2\mu_c \text{skew}(Du - P) + \lambda_e \text{tr}(Du - P) \mathbb{1}, \\ \sigma_{\text{micro}} &:= 2\mu_{\text{micro}} \text{sym } P + \lambda_{\text{micro}} \text{tr}(P) \mathbb{1}, \\ m &:= \mu_M L_c^2 \left(a_1 \text{dev sym Curl } P + a_2 \text{skew Curl } P + \frac{a_3}{3} \text{tr}(\text{Curl } P) \mathbb{1} \right), \end{aligned} \quad (9)$$

where σ is the non-symmetric elastic force stress tensor, m is the non-symmetric moment tensor, f is the standard body force vector and M is the body volume moment tensor. The homogeneous Neumann and the Dirichlet boundary conditions are

$$\text{Neumann:} \quad t := \sigma n = 0, \quad \text{and} \quad \eta := m \times n = 0, \quad (10)$$

$$\text{Dirichlet:} \quad u = \bar{u}, \quad \text{and} \quad \bar{Q} = P \times n, \quad (11)$$

where the higher-order Dirichlet boundary conditions in (11) can be particularised to

$$P \times n = \bar{Q} = Du \times n, \quad (12)$$

formally called ‘‘consistent coupling boundary conditions’’ [4]. The following additional equilibrium equation can be derived combining the two equilibrium equations (8) thanks to the fundamental property of differential operators $\text{Div Curl}(\cdot) = 0$

$$\text{Div } \sigma_{\text{micro}} = f - \text{Div } M. \quad (13)$$

A similar additional equilibrium equation for σ_{micro} does not exist at all e.g. in the classical Eringen-Mindlin model or the Cosserat model.

3 The isotropic relaxed micromorphic model in plane-strain

Under the plane-strain hypothesis only the in-plane components of the kinematic fields are different from zero and they only depend on (x_1, x_2) . The structure of the kinematic fields (\tilde{u}, \tilde{P}) are [25]

$$\tilde{u} = \begin{pmatrix} u_1 \\ u_2 \\ 0 \end{pmatrix}, \quad \tilde{u}^\# = \begin{pmatrix} u_1 \\ u_2 \end{pmatrix}, \quad \tilde{P} = \begin{pmatrix} P_{11} & P_{12} & 0 \\ P_{21} & P_{22} & 0 \\ 0 & 0 & 0 \end{pmatrix}, \quad \tilde{P}^\# = \begin{pmatrix} P_{11} & P_{12} \\ P_{21} & P_{22} \end{pmatrix}, \quad (14)$$

while the structures of the gradient of the displacement $D\tilde{u}$, of the Curl of the micro distortion tensor $\text{Curl } \tilde{P}$, and of the double Curl of the micro distortion tensor $\text{Curl Curl } \tilde{P}$ are

$$\begin{aligned}
D\tilde{u} &= \begin{pmatrix} u_{1,1} & u_{1,2} & 0 \\ u_{2,1} & u_{2,2} & 0 \\ 0 & 0 & 0 \end{pmatrix}, & D\tilde{u}^\sharp &= \begin{pmatrix} u_{1,1} & u_{1,2} \\ u_{2,1} & u_{2,2} \end{pmatrix}, \\
\text{Curl } \tilde{P} &= \left(\begin{array}{cc|c} 0 & 0 & P_{12,1} - P_{11,2} \\ 0 & 0 & P_{22,1} - P_{21,2} \\ 0 & 0 & 0 \end{array} \right) = \left(\begin{array}{cc|c} 0 & 0 & \text{Curl}_{2D} \tilde{P}^\sharp \\ 0 & 0 & \\ 0 & 0 & 0 \end{array} \right), & \text{Curl}_{2D} \tilde{P}^\sharp &:= \begin{pmatrix} P_{12,1} - P_{11,2} \\ P_{22,1} - P_{21,2} \end{pmatrix}, \\
\text{Curl Curl } \tilde{P} &= \left(\begin{array}{cc|c} P_{12,12} - P_{11,22} & P_{11,12} - P_{12,11} & 0 \\ P_{22,12} - P_{21,22} & P_{21,12} - P_{22,11} & 0 \\ 0 & 0 & 0 \end{array} \right) = \left(\begin{array}{cc|c} \text{Curl Curl}_{2D} \tilde{P}^\sharp & & 0 \\ & & 0 \\ 0 & 0 & 0 \end{array} \right), \\
\text{Curl Curl}_{2D} \tilde{P}^\sharp &:= \begin{pmatrix} P_{12,12} - P_{11,22} & P_{11,12} - P_{12,11} \\ P_{22,12} - P_{21,22} & P_{21,12} - P_{22,11} \end{pmatrix}.
\end{aligned} \tag{15}$$

Because of the nature of the Curl operator, it is noted that $\text{Curl } P$ just has out of plane components that depend on the in-plane components of P , while $\text{Curl Curl } \tilde{P}$ fully preserves the in-plane structure. Moreover, since

$$\text{tr}(\text{Curl } \tilde{P}) = 0, \tag{16}$$

$$\left\| \text{dev sym Curl } \tilde{P} \right\|^2 = \left\| \text{sym Curl } \tilde{P} \right\|^2 = \left\| \text{skew Curl } \tilde{P} \right\|^2 = \frac{1}{2} \left\| \text{Curl } \tilde{P} \right\|^2 = \frac{1}{2} \left\| \text{Curl}_{2D} \tilde{P}^\sharp \right\|^2,$$

the plane strain isotropic relaxed micromorphic model will just depend on one cumulative dimensionless parameter $\tilde{a} := \frac{a_1 + a_2}{2}$, and the strain energy density in (7) reduces to

$$\begin{aligned}
W(D\tilde{u}, \tilde{P}, \text{Curl } \tilde{P}) &= \mu_e \left\| \text{sym}(D\tilde{u} - \tilde{P}) \right\|^2 + \mu_c \left\| \text{skew}(D\tilde{u} - \tilde{P}) \right\|^2 + \frac{\lambda_e}{2} \text{tr}^2(D\tilde{u} - \tilde{P}) \\
&\quad + \mu_{\text{micro}} \left\| \text{sym } \tilde{P} \right\|^2 + \frac{\lambda_{\text{micro}}}{2} \text{tr}^2(\tilde{P}) + \frac{\mu_M L_c^2}{2} \tilde{a} \left\| \text{Curl } \tilde{P} \right\|^2, \\
&= \mu_e \left\| \text{sym}(D\tilde{u}^\sharp - \tilde{P}^\sharp) \right\|^2 + \mu_c \left\| \text{skew}(D\tilde{u}^\sharp - \tilde{P}^\sharp) \right\|^2 + \frac{\lambda_e}{2} \text{tr}^2(D\tilde{u}^\sharp - \tilde{P}^\sharp) \\
&\quad + \mu_{\text{micro}} \left\| \text{sym } \tilde{P}^\sharp \right\|^2 + \frac{\lambda_{\text{micro}}}{2} \text{tr}^2(\tilde{P}^\sharp) + \frac{\mu_{\text{macro}} L_c^2}{2} \tilde{a} \left\| \text{Curl}_{2D} \tilde{P}^\sharp \right\|^2 \\
&= \mu_e \left\| \text{dev}_2 \text{sym}(D\tilde{u}^\sharp - \tilde{P}^\sharp) \right\|^2 + \mu_c \left\| \text{skew}(D\tilde{u}^\sharp - \tilde{P}^\sharp) \right\|^2 + \frac{\kappa_e}{2} \text{tr}^2(D\tilde{u}^\sharp - \tilde{P}^\sharp) \\
&\quad + \mu_{\text{micro}} \left\| \text{dev}_2 \text{sym } \tilde{P}^\sharp \right\|^2 + \frac{\kappa_{\text{micro}}}{2} \text{tr}^2(\tilde{P}^\sharp) + \frac{\mu_M L_c^2}{2} \tilde{a} \left\| \text{Curl}_{2D} \tilde{P}^\sharp \right\|^2,
\end{aligned} \tag{17}$$

where $\text{dev}_2 X := X - \frac{1}{2} \text{tr}(X) \cdot \mathbb{1}_2$ and $\mu_M = \mu_{\text{macro}}$ for better readability. Moreover, under plane-strain conditions, the bulk micro-moduli κ_e and κ_{micro} are related with the respective Lamé type micro-moduli through the 2D relations

$$\kappa_e := \lambda_e + \mu_e, \quad \kappa_{\text{micro}} := \lambda_{\text{micro}} + \mu_{\text{micro}}. \tag{18}$$

Accordingly, the relations between the macro moduli $(\mu_{\text{macro}}, \lambda_{\text{macro}}, \kappa_{\text{macro}})$ and the micro-moduli in plane strain become (see Appendix A2)

$$\begin{aligned}
\mu_{\text{macro}} &:= \frac{\mu_e \mu_{\text{micro}}}{\mu_e + \mu_{\text{micro}}} &\Leftrightarrow & \frac{1}{\mu_{\text{macro}}} = \frac{1}{\mu_e} + \frac{1}{\mu_{\text{micro}}}, \\
\kappa_{\text{macro}} &:= \frac{\kappa_e \kappa_{\text{micro}}}{\kappa_e + \kappa_{\text{micro}}} &\Leftrightarrow & \frac{1}{\kappa_{\text{macro}}} = \frac{1}{\kappa_e} + \frac{1}{\kappa_{\text{micro}}}, \\
\lambda_{\text{macro}} &:= \frac{(\mu_e + \lambda_e)(\mu_{\text{micro}} + \lambda_{\text{micro}})}{(\mu_e + \lambda_e) + (\mu_{\text{micro}} + \lambda_{\text{micro}})} - \frac{\mu_e \mu_{\text{micro}}}{\mu_e + \mu_{\text{micro}}},
\end{aligned} \tag{19}$$

where $\kappa_{\text{macro}} = \mu_{\text{macro}} + \lambda_{\text{macro}}$. The 3D relations for the macro and micro moduli are given in Appendix A. From here and onwards, unless otherwise stated, the macro and micro moduli will refer to the case of plane strain and will be defined through equations (18) and (19).

Taking the first variation of the strain energy $I = \int_{\Omega} W \, dx$ under the plane strain hypothesis with respect to $(\tilde{u}^{\sharp}, \tilde{P}^{\sharp})$ leads to

$$\begin{aligned} \delta I^{\tilde{u}^{\sharp}} &= \int_{\Omega} \left(2\mu_e \langle \text{sym}(\text{D}\tilde{u}^{\sharp} - \tilde{P}^{\sharp}), \text{D}\delta\tilde{u}^{\sharp} \rangle + 2\mu_c \langle \text{skew}(\text{D}\tilde{u}^{\sharp} - \tilde{P}^{\sharp}), \text{D}\delta\tilde{u}^{\sharp} \rangle + \lambda_e \langle \text{tr}(\text{D}\tilde{u}^{\sharp} - \tilde{P}^{\sharp}) \mathbb{1}_2, \text{D}\delta\tilde{u}^{\sharp} \rangle \right) dx, \\ \delta I^{\tilde{P}^{\sharp}} &= \int_{\Omega} \left(-2\mu_e \langle \text{sym}(\text{D}\tilde{u}^{\sharp} - \tilde{P}^{\sharp}), \delta\tilde{P}^{\sharp} \rangle - 2\mu_c \langle \text{skew}(\text{D}\tilde{u}^{\sharp} - \tilde{P}^{\sharp}), \delta\tilde{P}^{\sharp} \rangle - \lambda_e \langle \text{tr}(\text{D}\tilde{u}^{\sharp} - \tilde{P}^{\sharp}) \mathbb{1}_2, \delta\tilde{P}^{\sharp} \rangle \right. \\ &\quad \left. + 2\mu_{\text{micro}} \langle \text{sym} \tilde{P}^{\sharp}, \delta\tilde{P}^{\sharp} \rangle + \lambda_{\text{micro}} \langle \text{tr}(\tilde{P}^{\sharp}) \mathbb{1}_2, \delta\tilde{P}^{\sharp} \rangle + \mu_M L_c^2 \tilde{a} \langle \text{Curl}_{2\text{D}} \tilde{P}^{\sharp}, \text{Curl}_{2\text{D}} \delta\tilde{P}^{\sharp} \rangle \right) dx. \end{aligned} \quad (20)$$

The equilibrium equations are now obtained by requiring

$$\delta I^{\tilde{u}^{\sharp}} = \langle \tilde{f}, \delta\tilde{u}^{\sharp} \rangle, \quad \forall \delta\tilde{u}^{\sharp} \quad \text{and} \quad \delta I^{\tilde{P}^{\sharp}} = \langle \tilde{M}, \delta\tilde{P}^{\sharp} \rangle, \quad \forall \delta\tilde{P}^{\sharp}. \quad (21)$$

We define the following quantities

$$\begin{aligned} \tilde{\sigma} &:= 2\mu_e \text{sym}(\text{D}\tilde{u}^{\sharp} - \tilde{P}^{\sharp}) + 2\mu_c \text{skew}(\text{D}\tilde{u}^{\sharp} - \tilde{P}^{\sharp}) + \lambda_e \text{tr}(\text{D}\tilde{u}^{\sharp} - \tilde{P}^{\sharp}) \mathbb{1}_2, \\ \tilde{\sigma}_{\text{micro}} &:= 2\mu_{\text{micro}} \text{sym} \tilde{P}^{\sharp} + \lambda_{\text{micro}} \text{tr}(\tilde{P}^{\sharp}) \mathbb{1}_2 \in \mathbb{R}^{2 \times 2}, \\ \tilde{m} &:= \mu_M L_c^2 \tilde{a} \text{Curl}_{2\text{D}} \tilde{P}^{\sharp} \in \mathbb{R}^2, \end{aligned} \quad (22)$$

where we used the tilde $\tilde{\sigma}$ and $\tilde{\sigma}_{\text{micro}}$ to emphasize that here we are only considering the in-plane components. We can rewrite the first variation $\delta I^{\tilde{u}}$ as

$$\begin{aligned} \delta I^{\tilde{u}^{\sharp}} &= \int_{\Omega} \langle \tilde{\sigma}, \text{D}\delta\tilde{u}^{\sharp} \rangle dx = \int_{\Omega} \text{div}(\tilde{\sigma}^T \delta\tilde{u}^{\sharp}) - \langle \text{Div} \tilde{\sigma}, \delta\tilde{u}^{\sharp} \rangle dx = \int_{\partial\Omega} \langle \tilde{\sigma}^T \delta\tilde{u}^{\sharp}, n \rangle ds - \int_{\Omega} \langle \text{Div} \tilde{\sigma}, \delta\tilde{u}^{\sharp} \rangle dx \\ &= \int_{\partial\Omega} \langle \tilde{\sigma} n, \delta\tilde{u}^{\sharp} \rangle ds - \int_{\Omega} \langle \text{Div} \tilde{\sigma}, \delta\tilde{u}^{\sharp} \rangle dx, \end{aligned} \quad (23)$$

and that, because of the equation (21), and highlighting that \tilde{u} is orthogonal with respect to the out-of-plane displacement, implies

$$\text{Div} \tilde{\sigma} = \tilde{f} \quad \text{in } \Omega, \quad \tilde{\sigma} n = 0 \quad \text{on } \partial\Omega. \quad (24)$$

where the out-of-plane components of $\text{Div} \tilde{\sigma}$ and $\tilde{\sigma} n$ must not be considered. We can now rewrite the first variation $\delta I^{\tilde{P}}$ as

$$\begin{aligned} \delta I^{\tilde{P}^{\sharp}} &= \int_{\Omega} -\langle \tilde{\sigma}, \delta\tilde{P}^{\sharp} \rangle + \langle \tilde{\sigma}_{\text{micro}}, \delta\tilde{P}^{\sharp} \rangle + \langle \mu_M L_c^2 \tilde{a} \text{Curl}_{2\text{D}} \tilde{P}^{\sharp}, \text{Curl}_{2\text{D}} \delta\tilde{P}^{\sharp} \rangle dx \\ &= \int_{\Omega} \langle -\tilde{\sigma} + \tilde{\sigma}_{\text{micro}}, \delta\tilde{P}^{\sharp} \rangle + \langle \mu_M L_c^2 \tilde{a} \text{Curl}_{2\text{D}} \tilde{P}^{\sharp}, \text{Curl}_{2\text{D}} \delta\tilde{P}^{\sharp} \rangle dx \\ &= \int_{\Omega} \langle -\tilde{\sigma} + \tilde{\sigma}_{\text{micro}}, \delta\tilde{P}^{\sharp} \rangle + \langle \mu_M L_c^2 \tilde{a} \text{Curl} \text{Curl}_{2\text{D}} \tilde{P}, \delta\tilde{P}^{\sharp} \rangle - \text{div} \left[\sum_{i=1}^3 (\mu_M L_c^2 \tilde{a} \text{Curl}_{2\text{D}} \tilde{P})_i \times (\tilde{P}^{\sharp})_i \right] dx \\ &= \int_{\Omega} \langle -\tilde{\sigma} + \tilde{\sigma}_{\text{micro}} + \mu_M L_c^2 \tilde{a} \text{Curl} \text{Curl}_{2\text{D}} \tilde{P}, \delta\tilde{P}^{\sharp} \rangle - \int_{\partial\Omega} \left\langle \sum_{i=1}^3 (\mu_M L_c^2 \tilde{a} \text{Curl}_{2\text{D}} \tilde{P})_i \times (\tilde{P}^{\sharp})_i, n \right\rangle ds \\ &= \int_{\Omega} \langle -\tilde{\sigma} + \tilde{\sigma}_{\text{micro}} + \mu_M L_c^2 \tilde{a} \text{Curl} \text{Curl}_{2\text{D}} \tilde{P}, \delta\tilde{P}^{\sharp} \rangle - \int_{\partial\Omega} \langle (\mu_M L_c^2 \tilde{a} \text{Curl}_{2\text{D}} \tilde{P}) \times n, \delta\tilde{P}^{\sharp} \rangle ds, \end{aligned} \quad (25)$$

which, because of (21), and recalling that \tilde{P} is orthogonal with respect to the out-of-plane micro-distortion tensor P (their scalar product is zero), implies

$$\tilde{\sigma} - \tilde{\sigma}_{\text{micro}} - \mu_M L_c^2 \tilde{a} \text{Curl} \text{Curl}_{2\text{D}} \tilde{P} = \tilde{M} \quad \text{in } \Omega, \quad (\mu_M L_c^2 \tilde{a} \text{Curl}_{2\text{D}} \tilde{P}) \times n = 0 \quad \text{on } \partial\Omega. \quad (26)$$

where the out-of-plane components of (26)₁ and (26)₂ must not be considered. We can now collect all the homogeneous equilibrium equations obtained and the homogeneous Neumann boundary conditions

$$\left. \begin{aligned} \text{Div} \tilde{\sigma} &= \tilde{f} \\ \tilde{\sigma} - \tilde{\sigma}_{\text{micro}} - L_c^2 \tilde{a} \text{Curl} \text{Curl}_{2\text{D}} \tilde{P} &= \tilde{M} \end{aligned} \right\} \quad \text{in } \Omega, \quad \left. \begin{aligned} \tilde{\sigma} n &= 0 \\ (L_c^2 \tilde{a} \text{Curl}_{2\text{D}} \tilde{P}) \times n &= 0 \end{aligned} \right\} \quad \text{on } \partial\Omega. \quad (27)$$

Since $\text{Div}(\mu_M L_c^2 \tilde{a} \text{Curl} \text{Curl}_{2D} \tilde{P}) = 0$, combining the two equation in (27)₁ gives rise to another equilibrium equation that depends only on $\text{sym} \tilde{P}$

$$\left. \begin{aligned} \text{Div} \tilde{\sigma} &= \tilde{f} \\ \tilde{\sigma} - \tilde{\sigma}_{\text{micro}} - \mu_M L_c^2 \tilde{a} \text{Curl} \text{Curl}_{2D} \tilde{P} &= \tilde{M} \\ \{\text{Div} \tilde{\sigma}_{\text{micro}} &= \tilde{f} + \text{Div} \tilde{M}\} \end{aligned} \right\} \text{ in } \Omega, \quad \left. \begin{aligned} \tilde{\sigma} n &= 0 \\ (L_c^2 \tilde{a} \text{Curl}_{2D} \tilde{P}) \times n &= 0 \end{aligned} \right\} \text{ on } \partial\Omega. \quad (28)$$

The extra equation $\text{Div} \tilde{\sigma}_{\text{micro}} = \tilde{f} + \text{Div} \tilde{M}$ is not independent with respect the other two, and any smooth solution of (27)₁ will automatically satisfy it. This equation can nevertheless substitute $\text{Div} \tilde{\sigma} = \tilde{f}$, but, although it depends solely on $\text{sym} P$, it is an undetermined system of equations since we just have two equations for three unknown functions (P_{11}, P_{22}, P_{12}) . The governing equilibrium equations (27)₁ in components are

$$\begin{aligned} &(\lambda_e + 2\mu_e)(u_{1,11} - P_{11,1}) + \lambda_e(u_{2,12} - P_{22,1}) \\ &+ \mu_c(u_{1,22} - u_{2,12} - P_{12,2} + P_{21,2}) + \mu_e(u_{1,22} + u_{2,12} - P_{12,2} - P_{21,2}) = f_1, \\ &(\lambda_e + 2\mu_e)(u_{2,22} - P_{22,2}) + \lambda_e(u_{1,12} - P_{11,2}) \\ &+ \mu_c(u_{2,11} - u_{1,12} - P_{21,1} + P_{12,1}) + \mu_e(u_{2,11} + u_{1,12} - P_{21,1} - P_{12,1}) = f_2, \\ &\mu_M L_c^2 \tilde{a}(P_{11,22} - P_{12,12}) \\ &- P_{11}(\lambda_e + \lambda_m + 2(\mu_e + \mu_m)) - (\lambda_e + \lambda_m)P_{22} + (\lambda_e + 2\mu_e)u_{1,1} + \lambda_e u_{2,2} = M_{11}, \\ &-\mu_M L_c^2 \tilde{a}(P_{11,12} - P_{12,11}) \\ &-(\mu_c + \mu_e + \mu_m)P_{12} + (\mu_c - \mu_e - \mu_m)P_{21} + (\mu_c + \mu_e)u_{1,2} + (\mu_e - \mu_c)u_{2,1} = M_{12}, \\ &\mu_M L_c^2 \tilde{a}(P_{21,22} - P_{22,12}) \\ &+(\mu_c - \mu_e - \mu_m)P_{12} - (\mu_c + \mu_e + \mu_m)P_{21} + (\mu_e - \mu_c)u_{1,2} + (\mu_c + \mu_e)u_{2,1} = M_{21}, \\ &-\mu_M L_c^2 \tilde{a}(P_{21,12} - P_{22,11}) \\ &- P_{22}(\lambda_e + \lambda_m + 2(\mu_e + \mu_m)) - (\lambda_e + \lambda_m)P_{11} + (\lambda_e + 2\mu_e)u_{2,2} + \lambda_e u_{1,1} = M_{22}. \end{aligned} \quad (29)$$

which, according to (9), are accompanied by the following constitutive plane strain equations

$$\begin{aligned} \sigma_{11} &= (\lambda_e + 2\mu_e)u_{1,1} + \lambda_e u_{2,2} - (\lambda_e + 2\mu_e)P_{11} - \lambda_e P_{22}, \\ \sigma_{22} &= (\lambda_e + 2\mu_e)u_{2,2} + \lambda_e u_{1,1} - (\lambda_e + 2\mu_e)P_{22} - \lambda_e P_{11}, \\ \sigma_{12} &= (\mu_e + \mu_c)u_{1,2} + (\mu_e - \mu_c)u_{2,1} - (\mu_e + \mu_c)P_{12} - (\mu_e - \mu_c)P_{21}, \\ \sigma_{21} &= (\mu_e + \mu_c)u_{2,1} + (\mu_e - \mu_c)u_{1,2} - (\mu_e + \mu_c)P_{21} - (\mu_e - \mu_c)P_{12}, \\ m_{13} &= -\mu_M L_c^2 \tilde{a}(P_{11,2} - P_{12,1}), \\ m_{23} &= -\mu_M L_c^2 \tilde{a}(P_{21,2} - P_{22,1}). \end{aligned} \quad (30)$$

4 Fundamental solutions for the relaxed micromorphic continuum under plane strain conditions

4.1 Concentrated force: The Kelvin problem

The Kelvin problem [79] provides the solution of a point force acting in the interior of an infinite elastic medium [80]. The solution is of fundamental importance since it provides the plane strain Green's function for the relaxed micromorphic theory. Lord Kelvin (William Thompson, 1824-1907) solved the problem for classical isotropic linear elasticity that was later named after him in 1848.

We consider a body occupying the full plane $(-\infty < x_1 < \infty, -\infty < x_2 < \infty)$ under plane-strain conditions. The body is acted upon by a concentrated line force situated at the origin of the coordinate system. There is no loss of generality if we assume that the direction of the line force coincides with the x_2 -axis of the coordinate system due to isotropy. In this case, we have that

$$f = \begin{pmatrix} 0 \\ -1 \end{pmatrix} \delta(x_1)\delta(x_2), \quad M = \begin{pmatrix} 0 & 0 \\ 0 & 0 \end{pmatrix}, \quad (31)$$

with $\delta(x)$ being the Dirac delta function.

For the solution of the problem the 2D Fourier transform will be employed. The direct (FT) and inverse (FT⁻¹) double Fourier transforms are defined, respectively, as

$$\widehat{y}(\xi) = \text{FT}\{y(x)\} = \int_{x \in \mathbb{R}^2} y(x) e^{i \langle x, \xi \rangle} dx, \quad y(x) = \text{FT}^{-1}\{\widehat{y}(\xi)\} = \frac{1}{(2\pi)^2} \int_{\xi \in \mathbb{R}^2} \widehat{y}(\xi) e^{-i \langle x, \xi \rangle} d\xi, \quad (32)$$

where $\xi = (\xi_1, \xi_2)$ is the 2D Fourier vector with $\|\xi\| \equiv \xi = \sqrt{\xi_1^2 + \xi_2^2}$ and i is the imaginary unit [6]. Applying the Fourier transform on the equilibrium equations (29) and noting that $\text{FT}\{\delta(x_1)\delta(x_2)\} = 1$, yields¹

$$\begin{aligned} & -((\lambda_e + 2\mu_e)\xi_1^2 + (\mu_c + \mu_e)\xi_2^2) \widehat{u}_1 - (\lambda_e + \mu_e - \mu_c) \xi_1 \xi_2 \widehat{u}_2 + i(\lambda_e + 2\mu_e)\xi_1 \widehat{P}_{11} \\ & \quad + i\lambda_e \xi_1 \widehat{P}_{22} + i(\mu_c + \mu_e) \xi_2 \widehat{P}_{12} - i(\mu_c - \mu_e) \xi_2 \widehat{P}_{21} = 0, \\ & -(\lambda_e + \mu_e - \mu_c) \xi_1 \xi_2 \widehat{u}_1 - ((\lambda_e + 2\mu_e)\xi_2^2 + (\mu_c + \mu_e)\xi_1^2) \widehat{u}_2 + i\lambda_e \xi_2 \widehat{P}_{11} \\ & \quad + i(\lambda_e + 2\mu_e)\xi_2 \widehat{P}_{22} + i(\mu_e - \mu_c)\xi_1 \widehat{P}_{12} + i(\mu_c + \mu_e) \xi_1 \widehat{P}_{21} = -1, \\ & -i(\lambda_e + 2\mu_e)\xi_1 \widehat{u}_1 - i\lambda_e \xi_2 \widehat{u}_2 - (\lambda_e + 2\mu_e + \lambda_m + 2\mu_m + \widetilde{a}\mu_M L_c^2 \xi_2^2) \widehat{P}_{11} \\ & \quad - (\lambda_e + \lambda_m) \widehat{P}_{22} + \widetilde{a}\mu_M L_c^2 \xi_1 \xi_2 \widehat{P}_{12} = 0, \\ & -i\lambda_e \xi_1 \widehat{u}_1 - i(\lambda_e + 2\mu_e)\xi_2 \widehat{u}_2 - (\lambda_e + 2\mu_e + \lambda_m + 2\mu_m + \widetilde{a}\mu_M L_c^2 \xi_1^2) \widehat{P}_{22} \\ & \quad - (\lambda_e + \lambda_m) \widehat{P}_{11} + \widetilde{a}\mu_M L_c^2 \xi_1 \xi_2 \widehat{P}_{21} = 0, \\ & -i(\mu_c + \mu_e) \xi_2 \widehat{u}_1 - i\xi_1 (\mu_e - \mu_c) \widehat{u}_2 + \widetilde{a}\mu_M L_c^2 \xi_1 \xi_2 \widehat{P}_{11} \\ & - ((\mu_c + \mu_e + \mu_m) + \widetilde{a}\mu_M L_c^2 \xi_1^2) \widehat{P}_{12} - (\mu_e + \mu_m - \mu_c) \widehat{P}_{21} = 0, \\ & -i(\mu_e - \mu_c) \xi_2 \widehat{u}_1 - i(\mu_e + \mu_c) \xi_1 \widehat{u}_2 + \widetilde{a}\mu_M L_c^2 \xi_1 \xi_2 \widehat{P}_{22} \\ & - ((\mu_c + \mu_e + \mu_m) + \widetilde{a}\mu_M L_c^2 \xi_2^2) \widehat{P}_{21} - (\mu_e + \mu_m - \mu_c) \widehat{P}_{12} = 0, \end{aligned} \quad (33)$$

where we recall that $\widetilde{a} := (a_1 + a_2)/2 > 0$. The algebraic system can be written in the following form

$$\mathbb{A}(\xi) \widehat{u} = \widehat{v}, \quad (34)$$

where $\widehat{u} = \{\widehat{u}_1, \widehat{u}_2, \widehat{P}_{11}, \widehat{P}_{12}, \widehat{P}_{21}, \widehat{P}_{22}\}^T$, $\widehat{v} = \{0, -1, 0, 0, 0, 0\}^T$, and the symmetric Fourier matrix \mathbb{A} is given as

$$\mathbb{A}(\xi) = \begin{pmatrix} -\xi_2^2 (\mu_c + \mu_e) - (\xi_1^2 (\lambda_c + 2\mu_e)) & -(\xi_1 \xi_2 (-\mu_c + \lambda_c + \mu_e)) & i\xi_1 (\lambda_e + 2\mu_e) & i\xi_2 (\mu_c + \mu_e) & -i\xi_2 (\mu_c - \mu_e) & i\xi_1 \lambda_e \\ -(\xi_1 \xi_2 (-\mu_c + \lambda_c + \mu_e)) & -(\xi_1^2 (\mu_c + \mu_e) - \xi_2^2 (\lambda_e + 2\mu_e)) & i\xi_2 \lambda_e & -i\xi_1 (\mu_c - \mu_e) & i\xi_1 (\mu_c + \mu_e) & i\xi_2 (\lambda_e + 2\mu_e) \\ i\xi_1 (\lambda_e + 2\mu_e) & i\xi_2 \lambda_e & \widetilde{a}\mu_M L_c^2 \xi_2^2 + \lambda_e + 2(\mu_e + \mu_m) + \lambda_m & -\widetilde{a}\mu_M L_c^2 \xi_1 \xi_2 & 0 & \lambda_e + \lambda_m \\ i\xi_2 (\mu_c + \mu_e) & i\xi_1 (\mu_e - \mu_c) & -\widetilde{a}\mu_M L_c^2 \xi_1 \xi_2 & \widetilde{a}\mu_M L_c^2 \xi_1^2 + \mu_c + \mu_e + \mu_m & -\mu_c + \mu_e + \mu_m & 0 \\ -i\xi_2 (\mu_c - \mu_e) & i\xi_1 (\mu_c + \mu_e) & 0 & -\mu_c + \mu_e + \mu_m & \widetilde{a}\mu_M L_c^2 \xi_2^2 + \mu_c + \mu_e + \mu_m & -\widetilde{a}\mu_M L_c^2 \xi_1 \xi_2 \\ i\xi_1 \lambda_e & i\xi_2 (\lambda_e + 2\mu_e) & \lambda_e + \lambda_m & 0 & -\widetilde{a}\mu_M L_c^2 \xi_1 \xi_2 & \widetilde{a}\mu_M L_c^2 \xi_1^2 + \lambda_e + 2(\mu_e + \mu_m) + \lambda_m \end{pmatrix} \quad (35)$$

The determinant of the Fourier matrix $\mathbb{A}(\xi)$ becomes

$$\det \mathbb{A}(\xi) = \begin{cases} \widetilde{a}^2 L_c^4 \mu_M^2 \mu_m (\mu_e + \mu_c) (\lambda_e + 2\mu_e) (\lambda_m + 2\mu_m) (\ell_1^{-2} + \xi^2) (\ell_2^{-2} + \xi^2) \xi^4, & \mu_c > 0, \\ \widetilde{a}^2 L_c^4 \mu_M^2 \mu_m \mu_e (\lambda_e + 2\mu_e) (\lambda_m + 2\mu_m) (\ell_1^{-2} + \xi^2) \xi^6, & \mu_c = 0, \end{cases} \quad (36)$$

where ℓ_1 and ℓ_2 are two characteristic lengths related with the internal length L_c as

$$\ell_1 = L_c \sqrt{\frac{\widetilde{a} \beta \mu_M}{4(\lambda_M + 2\mu_M)}}, \quad \ell_2 = L_c \sqrt{\frac{\widetilde{a} \mu_M (\mu_e + \mu_c)}{4\mu_c \mu_e}}. \quad (37)$$

We recall also that the macroscopic moduli $(\lambda_M, \mu_M, \kappa_M)$ are related to microscopic-moduli of the relaxed micromorphic medium through equations (18) and (19). Further, the dimensionless parameter β is defined as

$$\beta := \frac{(\kappa_e + \mu_e)(\kappa_m + \mu_m)}{(\kappa_e + \kappa_m)(\mu_e + \mu_m)} > 0. \quad (38)$$

¹For better readability in component form we abbreviate the λ_{micro} as λ_m and λ_{macro} as λ_M , similarly for the other appearing parameters.

It is interesting to note that $\det \mathbb{A}(\xi)$ is an 8^{th} -order polynomial of ξ with corresponding terms $\{\xi^8, \xi^6, \xi^4\}$, whereas in classical isotropic linear elasticity the Fourier determinant assumes the form

$$\det \mathbb{A}_{\text{lin.elast}}(\xi) = \mu_M(\lambda_M + 2\mu_M)\xi^4. \quad (39)$$

The positive definiteness conditions for the system (29) read simply

$$\mu_m > 0, \quad \mu_c \geq 0, \quad \mu_e > 0, \quad \kappa_m > 0, \quad \kappa_e > 0, \quad \tilde{a} L_c^2 > 0, \quad (40)$$

which according to (19), imply that $\mu_e > \mu_M > 0$ and $\kappa_e > \kappa_M > 0$.

Looking at (36), the plane(-strain) ellipticity conditions can be readily obtained as (cf. [53])

$$\mu_M > 0, \quad \mu_m > 0, \quad \mu_e + \mu_c > 0, \quad \mu_c \geq 0, \quad 2\mu_e + \lambda_e > 0, \quad 2\mu_m + \lambda_m > 0, \quad \tilde{a} L_c^2 > 0. \quad (41)$$

From the solution of the above non-homogeneous system (34) we derive the solutions for the transformed field variables. These can be written in the following form which is amenable for analytical treatment:

$$\begin{aligned} \hat{u}_1 &= -\frac{\kappa_M}{\mu_M(\kappa_M + \mu_M)} \frac{\xi_1 \xi_2}{\xi^4} - \frac{\tilde{a} \mu_M L_c^2}{4} \left(\frac{\zeta}{\kappa_M + \mu_M} \right)^2 \xi_1 \xi_2 \phi_1(\xi) + \frac{\tilde{a} \mu_M L_c^2}{4 \mu_e^2} \xi_1 \xi_2 \phi_2(\xi), \\ \hat{u}_2 &= \frac{1}{\mu_M \xi^2} - \frac{\kappa_M}{\mu_M(\kappa_M + \mu_M)} \frac{\xi_2^2}{\xi^4} - \frac{\tilde{a} \mu_M L_c^2}{4} \left(\frac{\zeta}{\kappa_M + \mu_M} \right)^2 \xi_2^2 \phi_1(\xi) - \frac{\tilde{a} \mu_M L_c^2}{4 \mu_e^2} \xi_1^2 \phi_2(\xi), \\ \hat{P}_{11} &= i \frac{\kappa_M}{\mu_m(\kappa_M + \mu_M)} \frac{\xi_1^2 \xi_2}{\xi^4} + \frac{i \zeta \xi_2 (\varepsilon \tilde{a} \mu_M L_c^2 \xi_1^2 + 2(\kappa_m + \mu_m))}{4(\kappa_M + \mu_M)(\kappa_m + \mu_m)} \phi_1(\xi), \\ \hat{P}_{12} &= i \frac{\kappa_M}{\mu_m(\kappa_M + \mu_M)} \frac{\xi_1 \xi_2^2}{\xi^4} + \frac{i \zeta \varepsilon \tilde{a} \mu_M L_c^2 \xi_1 \xi_2^2}{4(\kappa_M + \mu_M)(\kappa_m + \mu_m)} \phi_1(\xi) + \frac{i \xi_1}{2 \mu_e} \phi_2(\xi), \\ \hat{P}_{21} &= -\frac{i \xi_1 ((\kappa_M + \mu_M) \xi_1^2 + \mu_M \xi_2^2)}{\mu_m (\kappa_M + \mu_M) \xi^4} + \frac{i \zeta \varepsilon \tilde{a} \mu_M L_c^2 \xi_1 \xi_2^2}{4(\kappa_M + \mu_M)(\kappa_m + \mu_m)} \phi_1(\xi) - \frac{i \xi_1}{2 \mu_e} \phi_2(\xi), \\ \hat{P}_{22} &= -i \frac{\kappa_M}{\mu_m(\kappa_M + \mu_M)} \frac{\xi_1^2 \xi_2}{\xi^4} - \frac{i \xi_2}{(\kappa_m + \mu_m) \xi^2} - \frac{i \zeta \xi_2 (\varepsilon \tilde{a} \mu_M L_c^2 \xi_1^2 + 2(\kappa_m - \mu_m))}{4(\kappa_M + \mu_M)(\kappa_m + \mu_m)} \phi_1(\xi), \end{aligned} \quad (42)$$

where the transformed functions $\phi_j(\xi)$ ($j = 1, 2$) and dimensionless parameters (ζ, ε) are defined as

$$\phi_j(\xi) = \frac{1}{\xi^2} - \frac{\ell_j^2}{1 + \ell_j^2 \xi^2}, \quad \zeta = \frac{\mu_e}{\mu_e + \mu_m} - \frac{\kappa_e}{\kappa_e + \kappa_m}, \quad \varepsilon = \frac{\kappa_m}{\kappa_M + \mu_M} \beta. \quad (43)$$

We employ now some useful classical results (see e.g. [20], [57]):

$$\begin{aligned} I_1 &= \text{FT}^{-1} \{ (\xi_1^2 + \xi_2^2)^{-1} \} = -\frac{1}{2\pi} (b + \ln r), \\ I_2 &= \text{FT}^{-1} \{ (\xi_1^2 + \xi_2^2)^{-2} \} = \frac{1}{8\pi} r^2 (b + \ln r), \\ I_3 &= \text{FT}^{-1} \{ (\ell^{-2} + \xi_1^2 + \xi_2^2)^{-1} \} = \frac{1}{2\pi} K_0 \left[\frac{r}{\ell} \right], \end{aligned} \quad (44)$$

and

$$\partial_{x_1}^m \partial_{x_2}^n I_j = (-i \xi_1)^m (-i \xi_2)^n I_j, \quad (m, n = 0, 1, 2, \dots), \quad (j = 1, 2, 3) \quad (45)$$

where $r = \sqrt{x_1^2 + x_2^2}$, $K_n[\cdot]$ is the n -th order second kind modified Bessel functions and $b = 0.57\dots$ is Euler's constant [20]. It should be noted that the integrals in (44) are defined as the finite part integrals².

Using the above results, the definitions of the characteristic lengths ℓ_1, ℓ_2 and ignoring rigid body motions in the displacement field, we obtain after some rather extensive algebra the following expressions for the displacement and micro-distortion fields

²The concept of a finite-part integral has been first introduced by Hadamard [21] in 1923. These integrals have stronger singularities than Cauchy principal value integrals and they exist in the finite part sense [31, 47].

$$\begin{aligned}
u_1 &= \frac{\kappa_M x_1 x_2}{4\pi \mu_M (\kappa_M + \mu_M) r^2} + \frac{\zeta^2 x_1 x_2}{2\pi \beta (\kappa_M + \mu_M) r^2} \Phi_1 - \frac{\mu_c x_1 x_2}{2\pi \mu_e (\mu_c + \mu_e) r^2} \Phi_2, \\
u_2 &= \frac{\kappa_M x_2^2}{4\pi \mu_M (\kappa_M + \mu_M) r^2} - \frac{(\kappa_M + 2\mu_M)}{4\pi \mu_M (\kappa_M + \mu_M)} \ln r - \frac{\zeta^2}{4\pi \beta (\kappa_M + \mu_M)} \left(\frac{(x_1^2 - x_2^2)}{r^2} \Phi_1 + K_0 \left[\frac{r}{\ell_1} \right] \right) \\
&\quad + \frac{\mu_c}{4\pi \mu_e (\mu_c + \mu_e)} \left(\frac{(x_1^2 - x_2^2)}{r^2} \Phi_2 - K_0 \left[\frac{r}{\ell_2} \right] \right), \\
P_{11} &= -\frac{\kappa_M x_2 (x_1^2 - x_2^2)}{4\pi \mu_m (\kappa_M + \mu_M) r^4} + \frac{\zeta x_2}{4\pi (\kappa_M + \mu_M) r} \Psi_1 - \frac{\zeta \varepsilon x_2 (x_1^2 - x_2^2)}{2\pi (\kappa_m + \mu_m) \beta r^4} \Phi_1 + \frac{\zeta \varepsilon x_1 x_2}{2\pi (\kappa_m + \mu_m) \beta r^2} \partial_{x_1} \Phi_1, \\
P_{12} &= \frac{\kappa_M x_1 (x_1^2 - x_2^2)}{4\pi \mu_m (\kappa_M + \mu_M) r^4} + \frac{x_1}{4\pi \mu_e r} \Psi_2 + \frac{\zeta \varepsilon x_1 (x_1^2 - x_2^2)}{2\pi (\kappa_m + \mu_m) \beta r^4} \Phi_1 + \frac{\zeta \varepsilon x_1 x_2}{2\pi (\kappa_m + \mu_m) \beta r^2} \partial_{x_2} \Phi_1, \\
P_{21} &= \frac{\kappa_M x_1 (x_1^2 - x_2^2)}{4\pi \mu_m (\kappa_M - \mu_M) r^4} - \frac{x_1}{4\pi \mu_e r} \Psi_2 + \frac{\zeta \varepsilon x_1 (x_1^2 - x_2^2)}{2\pi (\kappa_m + \mu_m) \beta r^4} \Phi_1 + \frac{\zeta \varepsilon x_1 x_2}{2\pi (\kappa_m + \mu_m) \beta r^2} \partial_{x_2} \Phi_1 \\
&\quad - \frac{x_1}{2\pi \mu_m r^2}, \\
P_{22} &= -\frac{x_2}{2\pi (\kappa_m + \mu_m) r^2} + \frac{\kappa_M x_2 (x_1^2 - x_2^2)}{4\pi \mu_m (\kappa_M + \mu_M) r^4} - \frac{\zeta (\kappa_m - \mu_m) x_2}{4\pi (\kappa_M + \mu_M) (\kappa_m + \mu_m) r} \Psi_1 \\
&\quad + \frac{\zeta \varepsilon x_2 (x_1^2 - x_2^2)}{2\pi (\kappa_m + \mu_m) \beta r^4} \Phi_1 - \frac{\zeta \varepsilon x_1 x_2}{2\pi (\kappa_m + \mu_m) \beta r^2} \partial_{x_1} \Phi_1,
\end{aligned} \tag{46}$$

where the functions Φ_j and Ψ_j ($j = 1, 2$) are defined as

$$\Phi_j \equiv \Phi_j(r) = \frac{2\ell_j^2}{r^2} - K_2 \left[\frac{r}{\ell_j} \right], \quad \Psi_j \equiv \Psi_j(r) = \frac{1}{r} \left(1 - \frac{r}{\ell_j} K_1 \left[\frac{r}{\ell_j} \right] \right). \tag{47}$$

Some useful relations and limits for the second kind modified Bessel functions that have been used for the derivation of our equations can be found in Appendix A.5.

Equations (46) are the basic results of this paper and constitute the Green's functions for the general relaxed isotropic micromorphic continuum under plane strain conditions for the case of a concentrated force acting in the x_2 -direction. The Green's functions for the case where the concentrated force acts in the x_1 -direction can be readily derived from the above solution by interchanging the indices $1 \leftrightarrow 2$.

The micro-rotation for the relaxed micromorphic medium in the case of plane strain is defined as the skew-symmetric part of P (see (124))

$$\vartheta_3 = \frac{1}{2} (P_{21} - P_{12}) = -\frac{x_1}{2} \left(\frac{\mu_e + \mu_m}{4\pi r^2} - \frac{1}{\mu_e \ell_2} K_1 \left[\frac{r}{\ell_2} \right] \right) = -\frac{x_1}{4\pi r^2} \left(\frac{1}{\mu_M} - \frac{1}{\mu_e \ell_2} K_1 \left[\frac{r}{\ell_2} \right] \right). \tag{48}$$

Finally, it is noted that the stresses and higher order stresses can be derived from the constitutive relations (30).

Using now the asymptotic properties of the second kind modified Bessel functions as $z \rightarrow 0$ [20]

$$K_n[z] \sim \begin{cases} -\ln \frac{z}{2} - b, & \text{for } n = 0, \\ \frac{\Gamma[n]}{2} \left(\frac{2}{z} \right)^n & \text{for } n > 0, \end{cases} \tag{49}$$

we may readily deduce that as $r \rightarrow 0$ the displacement field becomes logarithmically unbounded as in the classical linear elastic theory and the micro-distortion field P exhibits an r^{-1} singularity consistent with the additive coupling $Du - P$. This in turn implies that, according to (9)₁, the components of the stress tensor σ behave also as $O(r^{-1})$ as $r \rightarrow 0$. The same singular asymptotic behaviour is exhibited by the micro-rotation ϑ_3 . In particular, the second term in (48) is bounded as $r \rightarrow 0$ but the first term behaves as r^{-1} . Interestingly, the micro-rotation becomes bounded if $\mu_{\text{micro}} = \mu_m \rightarrow \infty$ which is the case of micro-stretch, micropolar and couple stress elasticity as we shall see next. Interestingly, it turns out that the components of $\text{Curl}P$ have at most a logarithmic singularity which implies, according to (9)₃, that the higher order stresses m exhibit also a $O(\log r)$ behaviour as $r \rightarrow 0$.

The above results corroborate uniqueness for our solutions. Indeed, for a unique solution of the concentrated load problem the conventional and higher order stress singularities must behave at most as $O(r^{-1})$

when $r \rightarrow 0$, where r is the distance from the point of application of the concentrated loads (see Hartranft and Shi [22] and Sternberg [78] for the case of couple stress elasticity and Eubanks and Sternberg [77] for the classical elasticity case). This is due to the fact that the tractions on a circle surrounding and separating the concentrated load point from the rest of the medium must be statically equivalent to the concentrated force at that point. This is a general requirement and is independent of the elasticity theory that is employed.

4.1.1 The relaxed micromorphic continuum with zero micro and macro Poisson's ratio

A simpler case arises for zero micro and macro Poisson's ratio so that $\lambda_e = \lambda_m = 0$ which implies $\lambda_M = 0$ and $\zeta = 0$. In this case, we derive

$$\begin{aligned} u_1 &= \frac{x_1 x_2}{8\pi r^2} \left(\frac{1}{\mu_M} - \frac{4\mu_c}{\mu_e(\mu_e + \mu_c)} \Phi_2 \right), \\ u_2 &= \frac{x_2^2}{8\pi \mu_M r^2} - \frac{3}{8\pi \mu_M} \ln r + \frac{\mu_c}{4\pi \mu_e (\mu_c + \mu_e)} \left(\frac{(x_1^2 - x_2^2)}{r^2} \Phi_2 - K_0 \left[\frac{r}{\ell_2} \right] \right), \\ P_{11} &= -\frac{x_2 (x_1^2 - x_2^2)}{8\pi \mu_m r^4}, & P_{12} &= \frac{x_1 (x_1^2 - x_2^2)}{8\pi \mu_m r^4} + \frac{x_1}{4\pi \mu_e r} \Psi_2, \\ P_{22} &= -\frac{x_2 (x_1^2 + 3x_2^2)}{8\pi \mu_m r^4}, & P_{21} &= -\frac{x_1 (3x_1^2 + 5x_2^2)}{8\pi \mu_m r^4} - \frac{x_1}{4\pi \mu_e r} \Psi_2. \end{aligned} \quad (50)$$

It is evident that u_2 retains the logarithmic singularity but the detailed field is different, in particular

$$u_2 = -\frac{(3\mu_c \mu_e + \mu_c \mu_m + 3\mu_e^2 + 3\mu_e \mu_m)}{8\pi \mu_e \mu_m (\mu_c + \mu_e)} \ln r, \quad \text{as } r \rightarrow 0. \quad (51)$$

4.1.2 The pure relaxed micromorphic continuum with symmetric force stress tensor

Another special case of interest is the pure relaxed micromorphic continuum with symmetric force stress tensor σ . In this case we have that the Cosserat modulus $\mu_c = 0$ (which implies that $\ell_2 \rightarrow \infty$) and accordingly (see Appendix A.5)

$$\lim_{\mu_c \rightarrow 0} \mu_c \Phi_2 = 0, \quad \lim_{\mu_c \rightarrow 0} \Psi_2 = 0, \quad \lim_{\mu_c \rightarrow 0} \mu_c K_0 \left[\frac{r}{\ell_2} \right] = 0, \quad (52)$$

and we derive

$$\begin{aligned} u_1 &= \frac{\kappa_M x_1 x_2}{4\pi \mu_M (\kappa_M + \mu_M) r^2} + \frac{\zeta^2 x_1 x_2}{2\pi \beta (\kappa_M + \mu_M) r^2} \Phi_1, \\ u_2 &= \frac{\kappa_M x_2^2}{4\pi \mu_M (\kappa_M + \mu_M) r^2} - \frac{(\kappa_M + 2\mu_M)}{4\pi \mu_M (\kappa_M + \mu_M)} \ln r - \frac{\zeta^2}{4\pi \beta (\kappa_M + \mu_M)} \left(\frac{(x_1^2 - x_2^2)}{r^2} \Phi_1 + K_0 \left[\frac{r}{\ell_1} \right] \right), \\ P_{11} &= -\frac{\kappa_M x_2 (x_1^2 - x_2^2)}{4\pi \mu_m (\kappa_M + \mu_M) r^4} + \frac{\zeta x_2}{4\pi (\kappa_M + \mu_M) r} \Psi_1 - \frac{\zeta \varepsilon x_2 (x_1^2 - x_2^2)}{2\pi (\kappa_m + \mu_m) \beta r^4} \Phi_1 + \frac{\zeta \varepsilon x_1 x_2}{2\pi (\kappa_m + \mu_m) \beta r^2} \partial_{x_1} \Phi_1, \\ P_{12} &= \frac{\kappa_M x_1 (x_1^2 - x_2^2)}{4\pi \mu_m (\kappa_M + \mu_M) r^4} + \frac{\zeta \varepsilon x_1 (x_1^2 - x_2^2)}{2\pi (\kappa_m + \mu_m) \beta r^4} \Phi_1 + \frac{\zeta \varepsilon x_1 x_2}{2\pi (\kappa_m + \mu_m) \beta r^2} \partial_{x_2} \Phi_1, \\ P_{21} &= \frac{\kappa_M x_1 (x_1^2 - x_2^2)}{4\pi \mu_m (\kappa_M - \mu_M) r^4} + \frac{\zeta \varepsilon x_1 (x_1^2 - x_2^2)}{2\pi (\kappa_m + \mu_m) \beta r^4} \Phi_1 + \frac{\zeta \varepsilon x_1 x_2}{2\pi (\kappa_m + \mu_m) \beta r^2} \partial_{x_2} \Phi_1 - \frac{x_1}{2\pi \mu_m r^2}, \\ P_{22} &= -\frac{x_2}{2\pi (\kappa_m + \mu_m) r^2} + \frac{\kappa_M x_2 (x_1^2 - x_2^2)}{4\pi \mu_m (\kappa_M + \mu_M) r^4} - \frac{\zeta (\kappa_m - \mu_m) x_2}{4\pi (\kappa_M + \mu_M) (\kappa_m + \mu_m) r} \Psi_1 \\ &\quad + \frac{\zeta \varepsilon x_2 (x_1^2 - x_2^2)}{2\pi (\kappa_m + \mu_m) \beta r^4} \Phi_1 - \frac{\zeta \varepsilon x_1 x_2}{2\pi (\kappa_m + \mu_m) \beta r^2} \partial_{x_1} \Phi_1. \end{aligned} \quad (53)$$

4.1.3 Limiting cases

It is shown here that the fundamental solutions of several well-known generalized continua can be obtained as singular limiting cases of the general relaxed micromorphic fundamental solution for a concentrated force.

4.1.3.1 Micro-stretch elasticity

In order to pass from the general relaxed micromorphic continua to the micro-stretch continua we let $\mu_m \rightarrow \infty$ which, according to (19), implies that: $\mu_e \rightarrow \mu_M$, and

$$\lim_{\mu_m \rightarrow \infty} \zeta = -\frac{\kappa_e}{\kappa_e + \kappa_m}, \quad \lim_{\mu_m \rightarrow \infty} \beta = \frac{\kappa_e + \mu_e}{\kappa_e + \kappa_m}. \quad (54)$$

In this case, the kinematical fields read

$$\begin{aligned} u_1 &= \frac{\kappa_M x_1 x_2}{4\pi \mu_M (\kappa_M + \mu_M) r^2} + \frac{\kappa_M \kappa_e}{2\pi \kappa_m (\kappa_M + \mu_M) (\kappa_e + \mu_M)} \frac{x_1 x_2}{r^2} \Phi_1 - \frac{\mu_c x_1 x_2}{2\pi \mu_e (\mu_c + \mu_e) r^2} \Phi_2, \\ u_2 &= \frac{\kappa_M x_2^2}{4\pi \mu_M (\kappa_M + \mu_M) r^2} - \frac{(\kappa_M + 2\mu_M)}{4\pi \mu_M (\kappa_M + \mu_M)} \ln r + \frac{\mu_c}{4\pi \mu_M (\mu_c + \mu_M)} \left(\frac{(x_1^2 - x_2^2)}{r^2} \Phi_2 - K_0 \left[\frac{r}{\ell_2} \right] \right) \\ &\quad - \frac{\kappa_M \kappa_e}{4\pi \kappa_m (\kappa_M + \mu_M) (\kappa_e + \mu_M)} \left(\frac{(x_1^2 - x_2^2)}{r^2} \Phi_1 + K_0 \left[\frac{r}{\ell_1} \right] \right), \\ P_{11} = P_{22} &= -\frac{\kappa_M x_2}{4\pi \kappa_m (\kappa_M + \mu_M) r} \Psi_1, \quad P_{12} = -P_{21} = -\frac{x_1}{4\pi \mu_M r} \Psi_2, \end{aligned} \quad (55)$$

and the micro-rotation is given as

$$\vartheta_3 = \frac{1}{2}(P_{21} - P_{12}) = -\frac{x_1}{4\pi \mu_M r^2} \left(1 - \frac{r}{\ell_2} K_1 \left[\frac{r}{\ell_2} \right] \right), \quad (56)$$

where the characteristic lengths are now defined as

$$\ell_1 = L_c \sqrt{\frac{\tilde{a} \mu_M (\kappa_e + \mu_M)}{4(\kappa_M + \mu_M) (\kappa_e + \kappa_m)}}, \quad \ell_2 = L_c \sqrt{\frac{\tilde{a} (\mu_M + \mu_c)}{4\mu_c}}. \quad (57)$$

We note again that $\ell_2 \rightarrow \infty$ as $\mu_c \rightarrow 0$.

4.1.3.2 Cosserat (micropolar) elasticity

As $(\mu_m, \kappa_m) \rightarrow \infty$ we have that: $\mu_e \rightarrow \mu_M$, $\kappa_e \rightarrow \kappa_M$, $\lambda_e \rightarrow \lambda_M$, and also $\zeta \rightarrow 0$, $\beta \rightarrow 0$ which implies further that $\ell_1 \rightarrow 0$. Furthermore, by recalling that $\kappa_M = \lambda_M + \mu_M$, and identifying (using Nowacki's notation [58]) $\mu_c = \alpha$, $a_1 \mu_M L_c^2 = 2\gamma$, $a_2 \mu_M L_c^2 = 2\varepsilon$, the relaxed micromorphic solution degenerates to the known micropolar solution ([39], [8])³

$$\begin{aligned} u_1 &= \frac{(\lambda_M + \mu_M)}{4\pi \mu_M (\lambda_M + 2\mu_M)} \frac{x_1 x_2}{r^2} - \frac{\alpha}{2\pi \mu_M (\mu_M + \alpha)} \frac{x_1 x_2}{r^2} \left(\frac{2\ell^2}{r^2} - K_2 \left[\frac{r}{\ell} \right] \right), \\ u_2 &= \frac{(\lambda_M + \mu_M)}{4\pi \mu_M (\lambda_M + 2\mu_M)} \frac{x_2^2}{r^2} - \frac{(\lambda_M + 3\mu_M)}{4\pi \mu_M (\lambda_M + 2\mu_M)} \ln r - \frac{\alpha}{4\pi \mu_M (\alpha + \mu_M)} K_0 \left[\frac{r}{\ell} \right] \\ &\quad + \frac{\alpha}{4\pi \mu_M (\alpha + \mu_M)} \frac{(x_1^2 - x_2^2)}{r^2} \left(\frac{2\ell^2}{r^2} - K_2 \left[\frac{r}{\ell} \right] \right), \\ P_{11} = P_{22} &= 0, \quad A_{12} = P_{12} = -P_{21} = -A_{21} = \frac{x_1}{4\pi \mu_M r^2} \left(1 - \frac{r}{\ell} K_1 \left[\frac{r}{\ell} \right] \right) \end{aligned} \quad (58)$$

with the micro-rotation ϑ_3 given as

$$\vartheta_3 = \frac{1}{2}(P_{21} - P_{12}) = -\frac{x_1}{4\pi \mu_M r^2} \left(1 - \frac{r}{\ell} K_1 \left[\frac{r}{\ell} \right] \right) \quad (59)$$

where

$$\ell \equiv \ell_2 = \sqrt{\frac{(\gamma + \varepsilon)(\mu_M + \alpha)}{4\alpha \mu_M}} = L_c \sqrt{\frac{\tilde{a} (\mu_M + \mu_c)}{4\mu_c}}, \quad (60)$$

is the known characteristic length of the Cosserat (micropolar) theory.

³It should be noted that in [8] there is a misprint in the plane strain fundamental solution (3.78). In particular, the term $(1 - \nu)$ should be replaced with $(1 - \nu)^{-1}$. Also, the solution in [8] is for a horizontal force which can be transformed to the solution for a vertical force solution as in the present case by interchanging the indices $1 \leftrightarrow 2$.

4.1.3.3 Couple stress elasticity – the indeterminate couple stress model

As $(\mu_m, \kappa_m, \mu_c) \rightarrow \infty$ we have that: $\mu_e \rightarrow \mu_M$, $\lambda_e \rightarrow \lambda_M$, and also $\zeta \rightarrow 0$, $\beta \rightarrow 0$ which implies further that $\ell_1 \rightarrow 0$. In this case, we pass to Mindlin's [46] and Koiter's [30] theory of couple stress elasticity (see also [10, 19, 41, 48, 76, 84]). Indeed, identifying $a_1 \mu_M L_c^2 = 4\eta$, $a_2 \mu_M L_c^2 = 4\eta$, we derive the fundamental solution in couple stress theory [23] which assumes the following form

$$\begin{aligned} u_1 &= \frac{(\lambda_M + \mu_M)}{4\pi \mu_M (\lambda_M + 2\mu_M)} \frac{x_1 x_2}{r^2} - \frac{1}{2\pi \mu_M} \frac{x_1 x_2}{r^2} \left(\frac{2\ell^2}{r^2} - K_2 \left[\frac{r}{\ell} \right] \right), \\ u_2 &= \frac{(\lambda_M + \mu_M)}{4\pi \mu_M (\lambda_M + 2\mu_M)} \frac{x_2^2}{r^2} - \frac{(\lambda_M + 3\mu_M)}{4\pi \mu_M (\lambda_M + 2\mu_M)} \ln r - \frac{1}{4\pi \mu_M} K_0 \left[\frac{r}{\ell} \right], \\ &\quad + \frac{1}{4\pi \mu_M} \frac{(x_1^2 - x_2^2)}{r^2} \left(\frac{2\ell^2}{r^2} - K_2 \left[\frac{r}{\ell} \right] \right), \\ P_{11} = P_{22} &= 0, \quad P_{12} = -P_{21} = \frac{x_1}{4\pi \mu_M r^2} \left(1 - \frac{r}{\ell} K_1 \left[\frac{r}{\ell} \right] \right) \end{aligned} \quad (61)$$

where the characteristic length of the couple stress elasticity model is defined as

$$\ell \equiv \ell_2 = \sqrt{\frac{\eta}{\mu_M}} = L_c \sqrt{\frac{\bar{a}}{4}}. \quad (62)$$

As expected, the continuum-rotation $\bar{\vartheta}_3$ coincides with the skew symmetric part of P (i.e. the micro-rotation ϑ_3). Indeed,

$$\bar{\vartheta}_3 = \frac{1}{2} \left(\frac{\partial u_2}{\partial x_1} - \frac{\partial u_1}{\partial x_2} \right) = \frac{1}{2} (P_{21} - P_{12}) = -\frac{x_1}{4\pi \mu_M r^2} \left(1 - \frac{r}{\ell} K_1 \left[\frac{r}{\ell} \right] \right). \quad (63)$$

Fundamental solutions for orthotropic couple stress materials under static and dynamic conditions can be found in [2, 16, 17, 18].

4.1.3.4 Classical linear elasticity ($L_c \rightarrow 0$) - lower bound macroscopic stiffness

As $L_c \rightarrow 0$ we have also that $\ell_j \rightarrow 0$ ($j = 1, 2$) if $\mu_c > 0$, and in this case we obtain that (see Appendix A.5)

$$\lim_{\ell_j \rightarrow 0} \Phi_j = 0, \quad \lim_{\ell_j \rightarrow 0} \partial_{x_i} \Phi_j = 0, \quad (i = 1, 2), \quad \lim_{\ell_j \rightarrow 0} \Psi_j = \frac{1}{r}, \quad \lim_{\ell_j \rightarrow 0} K_0 \left[\frac{r}{\ell_j} \right] = 0. \quad (64)$$

Moreover, by using $\kappa_M = \lambda_M + \mu_M$, we finally derive

$$u_1 = \frac{(\lambda_M + \mu_M)}{4\pi \mu_M (\lambda_M + 2\mu_M)} \frac{x_1 x_2}{r^2}, \quad u_2 = \frac{(\lambda_M + \mu_M)}{4\pi \mu_M (\lambda_M + 2\mu_M)} \frac{x_2^2}{r^2} - \frac{(\lambda_M + 3\mu_M)}{4\pi \mu (\lambda_M + 2\mu_M)} \ln r, \quad (65)$$

which is the standard classical linear elasticity fundamental solution for the displacements [80]. Moreover, the continuum rotation is given as

$$\bar{\vartheta}_3 = -\frac{x_1}{4\pi \mu_M r^2}. \quad (66)$$

In addition,

$$\begin{aligned} P_{11} &= \frac{\zeta x_2}{4\pi (\lambda_M + 2\mu_M) r^2} - \frac{(\lambda_M + \mu_M) x_2 (x_1^2 - x_2^2)}{4\pi \mu_m (\lambda_M + 2\mu_M) r^4}, \\ P_{12} &= \frac{x_1}{4\pi \mu_e r^2} + \frac{(\lambda_M + \mu_M) x_1 (x_1^2 - x_2^2)}{4\pi \mu_m (\lambda_M + 2\mu_M) r^4}, \\ P_{21} &= -\frac{x_1}{4\pi \mu_e r^2} - \frac{x_1}{2\pi \mu_m r^2} + \frac{(\lambda_M + \mu_M) x_1 (x_1^2 - x_2^2)}{4\pi \mu_m (\lambda_M + 2\mu_M) r^4}, \\ P_{22} &= -\frac{(\zeta \lambda_m + 2(\lambda_M + 2\mu_M)) x_2}{4\pi (\lambda_m + 2\mu_m) (\lambda_M + 2\mu_M) r^2} + \frac{(\lambda_M + \mu_M) x_2 (x_1^2 - x_2^2)}{4\pi \mu_m (\lambda_M + 2\mu_M) r^4}. \end{aligned} \quad (67)$$

4.1.3.5 Classical linear elasticity ($L_c \rightarrow \infty$) - upper bound microscopic stiffness

As $L_c \rightarrow \infty$ we have also that $\ell_j \rightarrow \infty$ ($j = 1, 2$), and in this case we obtain that (see Appendix A.5)

$$\begin{aligned} u_1 &= \frac{(\lambda_m + \mu_m)}{4\pi \mu_m (\lambda_m + 2\mu_m)} \frac{x_1 x_2}{r^2} + \frac{(\kappa_e - \mu_c)}{4\pi (\mu_c + \mu_e) (\kappa_e + \mu_e)} \frac{x_1 x_2}{r^2}, \\ u_2 &= \frac{(\lambda_m + \mu_m)}{4\pi \mu_m (\lambda_m + 2\mu_m)} \frac{x_2^2}{r^2} - \frac{(\lambda_m + 3\mu_m)}{4\pi \mu (\lambda_m + 2\mu_m)} \ln r + \frac{(\kappa_e - \mu_c)}{4\pi (\mu_c + \mu_e) (\kappa_e + \mu_e)} \frac{x_2^2}{r^2} \\ &\quad - \frac{\mu_c + \kappa_e + 2\mu_e}{4\pi (\mu_c + \mu_e) (\kappa_e + \mu_e)} \ln r. \end{aligned} \quad (68)$$

The first two terms in the displacements (68) are the classical linear elasticity terms (see (65)) but with the micro Lamé moduli (μ_m, κ_m) instead of the macro ones. The other two terms depend also upon the rest of the parameters.

Furthermore, we obtain the components of the micro-distortion tensor P depending only on the microscopic moduli (μ_m, κ_m) as

$$\begin{aligned} P_{11} &= \frac{\kappa_m x_2 (x_2^2 - x_1^2)}{4\pi \mu_m (\kappa_m + \mu_m) r^4}, & P_{12} &= -\frac{\kappa_m x_1 (x_2^2 - x_1^2)}{4\pi \mu_m (\kappa_m + \mu_m) r^4}, \\ P_{21} &= -\frac{x_1 (x_1^2 (\kappa_m + 2\mu_m) + x_2^2 (3\kappa_m + 2\mu_m))}{4\pi \mu_m (\kappa_m + \mu_m) r^4}, & P_{22} &= \frac{x_2 (x_1^2 (\kappa_m - 2\mu_m) - x_2^2 (\kappa_m + 2\mu_m))}{4\pi \mu_m (\kappa_m + \mu_m) r^4}. \end{aligned} \quad (69)$$

It is worth noting that letting additionally $\mu_e \rightarrow \infty$ in the displacements (68) the last terms vanish and we finally derive the classical solution involving now exclusively the micro-moduli

$$u_1 = \frac{(\lambda_m + \mu_m)}{4\pi \mu_m (\lambda_m + 2\mu_m)} \frac{x_1 x_2}{r^2}, \quad u_2 = \frac{(\lambda_m + \mu_m)}{4\pi \mu_m (\lambda_m + 2\mu_m)} \frac{x_2^2}{r^2} - \frac{(\lambda_m + 3\mu_m)}{4\pi \mu (\lambda_m + 2\mu_m)} \ln r \quad (70)$$

and the continuum rotation is

$$\bar{\vartheta}_3 = -\frac{x_1}{4\pi \mu_m r^2}. \quad (71)$$

4.2 Concentrated couple

We consider again a body occupying the full plane under plane-strain conditions. The body is now acted upon by a concentrated line unit couple situated at the origin of the coordinate system. In this case, we have

$$f = \begin{pmatrix} 0 \\ 0 \end{pmatrix}, \quad M = \begin{pmatrix} 0 & 1/2 \\ -1/2 & 0 \end{pmatrix} \delta(x_1) \delta(x_2), \quad (72)$$

such that $M_{12} - M_{21} = 1 \cdot \delta(x_1) \delta(x_2)$.

Applying the Fourier transform on the equilibrium equations (29) and solving the non-homogeneous algebraic system yields the following solutions for the transformed field variables

$$\begin{aligned} \hat{u}_1 &= -\frac{i\xi_2}{2\mu_M \xi^2} + \frac{i\xi_2}{2\mu_e (\ell_2^{-2} + \xi^2)}, & \hat{u}_2 &= \frac{i\xi_1}{2\mu_M \xi^2} - \frac{i\xi_1}{2\mu_e (\ell_2^{-2} + \xi^2)}, \\ \hat{P}_{11} &= -\hat{P}_{22} = -\frac{\xi_1 \xi_2}{2\mu_m \xi^2}, & \hat{P}_{12} &= -\frac{\xi_2^2}{2\mu_m \xi^2} - \frac{1}{\tilde{a} \mu_M L_c^2 (\ell_2^{-2} + \xi^2)}, & \hat{P}_{21} &= \frac{\xi_1^2}{2\mu_m \xi^2} + \frac{1}{\tilde{a} \mu_M L_c^2 (\ell_2^{-2} + \xi^2)}. \end{aligned} \quad (73)$$

Note that the solution does not depend upon the parameters λ_e and λ_m , which is to be expected due to the dominant shear character of the loading. Inverting the transformed fields we obtain the following solution for the kinematical fields

$$\begin{aligned} u_1 &= -\frac{x_2}{4\pi r^2} \left(\frac{1}{\mu_M} - \frac{1}{\mu_e} \frac{r}{\ell_2} K_1 \left[\frac{r}{\ell_2} \right] \right), & u_2 &= \frac{x_1}{4\pi r^2} \left(\frac{1}{\mu_M} - \frac{1}{\mu_e} \frac{r}{\ell_2} K_1 \left[\frac{r}{\ell_2} \right] \right), \\ P_{11} &= -P_{22} = \frac{x_1 x_2}{2\pi \mu_m r^4}, & P_{12} &= \frac{x_2^2 - x_1^2}{4\pi \mu_m r^4} - \frac{1}{2\pi \tilde{a} \mu_M L_c^2} K_0 \left[\frac{r}{\ell_2} \right], \\ P_{21} &= \frac{x_2^2 - x_1^2}{4\pi \mu_m r^4} + \frac{1}{2\pi \tilde{a} \mu_M L_c^2} K_0 \left[\frac{r}{\ell_2} \right]. \end{aligned} \quad (74)$$

The micro-rotation is given as

$$\vartheta_3 = \frac{1}{2}(P_{21} - P_{12}) = \frac{1}{2\pi \tilde{a} \mu_M L_c^2} K_0 \left[\frac{r}{\ell_2} \right]. \quad (75)$$

The stresses and higher order stresses can be derived from the constitutive relations (30).

Regarding the asymptotic behaviour of the kinematical fields, we remark that as $r \rightarrow 0$ the displacements behave as r^{-1} , the micro-distortions P behave as r^{-2} , and the micro-rotation exhibits a logarithmic singularity due to the K_0 -Bessel function. In particular, the modulus of the displacement vector depends (in all theories) only upon the radial distance r and there is no angular dependence (see Figure 2 and Figure 3). Interestingly, according to the equations (30), the stress components $(\sigma_{11}, \sigma_{22})$ are bounded at the point of application of the concentrated couple whereas the shear stresses $(\sigma_{12}, \sigma_{21})$ exhibit a logarithmic singularity as $r \rightarrow 0$. Finally, the higher order moment stresses (m_{13}, m_{23}) behave as $O(r^{-1})$ at the origin. All quantities converge to the classical linear elasticity solution (c.f. section 4.2.2.3) as we move away from the concentrated load.

4.2.1 The pure relaxed micromorphic continuum with symmetric force stress tensor

The special case of a pure relaxed micromorphic continuum with symmetric force stress tensor is derived by setting $\mu_c = 0$ ($\ell_2 \rightarrow \infty$). In this case, we have according to (37) that (see Appendix A.5)

$$\lim_{\mu_c \rightarrow 0} \frac{1}{\ell_2} = \lim_{\mu_c \rightarrow 0} \sqrt{\frac{4\mu_e \mu_c}{\tilde{a} \mu_M (\mu_e + \mu_c)}} = 0, \quad \lim_{\mu_c \rightarrow 0} \frac{1}{\ell_2} K_1 \left[\frac{r}{\ell_2} \right] = \frac{1}{r} \lim_{\mu_c \rightarrow 0} \frac{r}{\ell_2} K_1 \left[\frac{r}{\ell_2} \right] = \frac{1}{r}, \quad (76)$$

since $\lim_{z \rightarrow 0} z K_1(z) = 1$ (cf. (161)) and employing (74) together with (19), we finally derive

$$u_1 = -\frac{x_2}{4\pi \mu_m r^2}, \quad u_2 = \frac{x_1}{4\pi \mu_m r^2}, \quad \text{tr}(Du) = \text{div } u = 0, \quad (77)$$

$$P_{11} = -P_{22} = \frac{x_1 x_2}{2\pi \mu_m r^4}, \quad P_{12} = \frac{x_2^2 - x_1^2}{4\pi \mu_m r^4} + \frac{1}{2\pi \tilde{a} \mu_M L_c^2} (\ln r + b), \quad P_{21} = \frac{x_2^2 - x_1^2}{4\pi \mu_m r^4} - \frac{1}{2\pi \tilde{a} \mu_M L_c^2} (\ln r + b),$$

where the last two expressions for P_{12} and P_{21} were derived by taking the limit $\mu_c \rightarrow 0$ directly in the transformed expressions of the pertinent field variables: Indeed, in the case of a concentrated couple (72), the Fourier system (33) has a solution of the form:

$$\hat{u}_1 = \frac{i\xi_2}{2\mu_m \xi^2}, \quad \hat{u}_2 = \frac{i\xi_1}{2\mu_m \xi^2}, \quad (78)$$

$$\hat{P}_{11} = -\hat{P}_{22} = \frac{\xi_1 \xi_2}{2\mu_m \xi^2}, \quad \hat{P}_{12} = -\frac{2\mu_m + \tilde{a} \mu_M L_c^2 \mu_M \xi_2^2}{2\tilde{a} \mu_M L_c^2 \mu_m \mu_M \xi^2}, \quad \hat{P}_{21} = \frac{2\mu_m + \tilde{a} \mu_M L_c^2 \mu_M \xi_1^2}{2\tilde{a} \mu_M L_c^2 \mu_m \mu_M \xi^2}.$$

Using the results in (44) we can readily invert the above expressions and obtain the results in (77).

Finally, the micro-rotation is given as

$$\vartheta_3 = -\frac{1}{2\pi \tilde{a} \mu_M L_c^2} (\ln r + b). \quad (79)$$

According to (79), the constant term related to the Euler's constant b corresponds to a constant (rigid) micro-rotation and does not affect the stresses or higher order stresses in (30), therefore it can be ignored. It is interesting to note that the displacement field in the pure relaxed micromorphic case (77) does not converge to the classical macroscopic elasticity one (see (82)) far away from the concentrated couple. Indeed, the former has in the denominator μ_m and the latter μ_M which means that limits are different as $r \rightarrow \infty$. This is not the case however with the complete relaxed micromorphic model (with $\mu_c > 0$) where, as $r \rightarrow \infty$ the Bessel functions in (77)₁ and (77)₂ tend to zero and the classical linear elasticity solution is restored.

It is intriguing to see that setting $\mu_c = 0$ in the concentrated couple problem acts like a zoom into the microstructure and activates the microscale shear modulus μ_m in the displacement solution, which is not the case in the concentrated force problem.

4.2.2 Limiting cases

From the general relaxed micromorphic solution we can derive the fundamental solutions in other generalized continua as singular limiting cases.

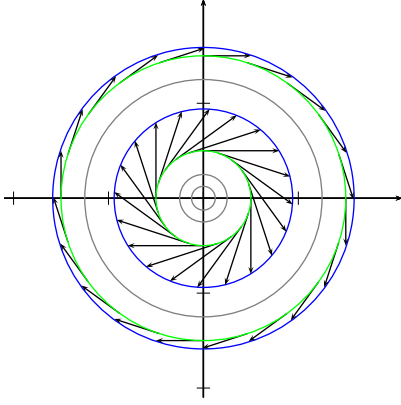


Figure 2: Inhomogeneous displacement solution for the concentrated couple. Circles are rotated and expanded by the deformation around zero.

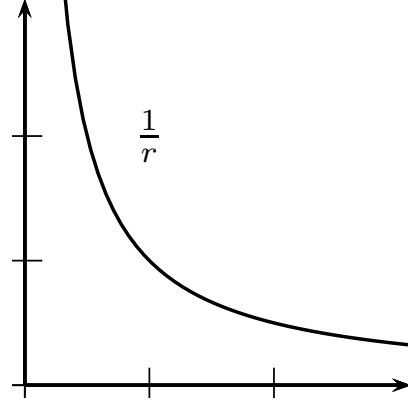


Figure 3: $\|u\|$ behaves like $\frac{1}{r}$ in all theories.

4.2.2.1 Micro-stretch, micropolar and couple stress elasticity

As $\mu_m \rightarrow \infty$ we have that: $\mu_e \rightarrow \mu_M$ and

$$\begin{aligned} u_1 &= -\frac{x_2}{4\pi\mu_M r^2} \left(1 - \frac{r}{\ell_2} K_1 \left[\frac{r}{\ell_2}\right]\right), & u_2 &= \frac{x_1}{4\pi\mu_M r^2} \left(1 - \frac{r}{\ell_2} K_1 \left[\frac{r}{\ell_2}\right]\right), \\ P_{11} = P_{22} &= 0, & P_{12} = -P_{21} &= -\frac{\mu_c + \mu_e}{8\pi\mu_c\mu_e\ell_2^2} K_0 \left[\frac{r}{\ell_2}\right]. \end{aligned} \quad (80)$$

This is the micro-stretch solution. Further, if we identify $\mu_c = \alpha$ the solution transforms to the micropolar solution with the characteristic length given by (60) [8, 58]. Next, taking $\mu_c \rightarrow \infty$ we derive the couple stress solution [23, 82] which is identical in form with the micro-stretch/micropolar solution but with the characteristic length given by (62). It is worth noting that in the micro-stretch, micropolar, and couple stress theories the displacement field remains bounded and in particular becomes zero at the point of application of the concentrated couple (i.e. $r \rightarrow 0$) which is in marked contrast with the respective relaxed micromorphic behaviour. As $\ell_2 \rightarrow \infty$ all the fields become null. Finally, the micro-rotation is given by (75) in all cases and exhibits a logarithmic singularity at the origin. As we move away from the load all solutions converge to the classical elasticity solution (section 4.2.2.3).

4.2.2.2 Classical linear elasticity ($L_c \rightarrow 0$) - lower bound macroscopic stiffness

As $L_c \rightarrow 0$ at $\mu_c > 0$ we have that $\ell_2 \rightarrow 0$, and also (see Appendix A.5)

$$\lim_{\ell_2 \rightarrow 0} \ell_2^{-2} K_0 \left[\frac{r}{\ell_2}\right] = 0, \quad \lim_{\ell_2 \rightarrow 0} \frac{1}{\ell_2} K_1 \left[\frac{r}{\ell_2}\right] = 0. \quad (81)$$

Accordingly, from (74), we obtain the standard classical elasticity result for the displacements⁴

$$u_1 = -\frac{x_2}{4\pi\mu_M r^2}, \quad u_2 = \frac{x_1}{4\pi\mu_M r^2}, \quad (82)$$

see Fig. 2. In addition,

$$P_{11} = -P_{22} = \frac{x_1 x_2}{2\pi\mu_m r^4}, \quad P_{12} = P_{21} = \frac{x_2^2 - x_1^2}{4\pi\mu_m r^4}. \quad (83)$$

4.2.2.3 Classical linear elasticity ($L_c \rightarrow \infty$) - upper bound microscopic stiffness

As $L_c \rightarrow \infty$ ($\ell_2 \rightarrow \infty$) we have that

$$\lim_{\ell_2 \rightarrow \infty} \ell_2^{-2} K_0 \left[\frac{r}{\ell_2}\right] = 0, \quad \lim_{\ell_2 \rightarrow \infty} \frac{1}{\ell_2} K_1 \left[\frac{r}{\ell_2}\right] = \frac{1}{r}. \quad (84)$$

⁴Timoshenko and Goodier [80, p. 131]; Love [40, p. 214].

Accordingly, from (74), we obtain the classical elasticity solution for the displacements but now with μ_m instead of μ_M

$$u_1 = -\frac{x_2}{4\pi\mu_m r^2}, \quad u_2 = \frac{x_1}{4\pi\mu_m r^2}. \quad (85)$$

In addition, we derive again

$$P_{11} = -P_{22} = \frac{x_1 x_2}{2\pi\mu_m r^4}, \quad P_{12} = P_{21} = \frac{x_2^2 - x_1^2}{4\pi\mu_m r^4}, \quad (86)$$

also only depending on the microscopic modulus μ_m .

5 Fundamental solution for an isotropic gauge-invariant incompatible elasticity model in plane strain

We consider the gauge-invariant incompatible linear elasticity model [28, 33, 51]

$$\mathbb{C}_e \operatorname{sym} e + \mathbb{C}_c \operatorname{skew} e + \mu_M L_c^2 \operatorname{Curl} (\mathbb{L}_c \operatorname{Curl} e) = M, \quad e \times n|_{\partial\Omega} = 0. \quad (87)$$

where $e := Du - P : \Omega \in \mathbb{R}^3 \rightarrow \mathbb{R}^{3 \times 3}$ is the incompatible elastic distortion, and $\mathbb{C}_e, \mathbb{C}_c, \mathbb{L}$ are fourth order tensors as in (1), while M is similar as in (8). Due to $\operatorname{Div} \operatorname{Curl} = 0$, smooth solutions of (87) satisfy the additional balance equation

$$\operatorname{Div} \left(\underbrace{\mathbb{C}_e \operatorname{sym} e + \mathbb{C}_c \operatorname{skew} e}_{=: \sigma} \right) = \operatorname{Div} M =: \bar{f}. \quad (88)$$

Formally, (87) and (88) appear as Euler-Lagrange equations of (1) with $\mathbb{C}_{\text{micro}} \equiv 0$. Substituting a compatible elastic distortion, $e = Du$, we retrieve from (87) linear Cauchy elasticity with stiffness tensor \mathbb{C}_e

$$\operatorname{Div} \mathbb{C}_e \operatorname{sym} Du = \bar{f}, \quad Du \times n|_{\partial\Omega} = 0. \quad (89)$$

Observe that the boundary value problem (87) is still well-posed in terms of the elastic distortion e , due to the generalized incompatible Korn's inequality [13]. In the isotropic case (87) reduces to

$$\begin{aligned} 2\mu_e \operatorname{dev} \operatorname{sym} e + 2\mu_c \operatorname{skew} e + \kappa_e \operatorname{tr}(e) \mathbb{1}_3 \\ + 2\mu_M L_c^2 \operatorname{Curl} \left(a_1 \operatorname{dev} \operatorname{sym} \operatorname{Curl} e + a_2 \operatorname{skew} \operatorname{Curl} e + \frac{a_3}{3} \operatorname{tr}(\operatorname{Curl} e) \mathbb{1} \right) = M, \end{aligned} \quad (90)$$

and this is the second balance equation from (8)₂ for $\mu_m \rightarrow 0$, $\kappa_m \rightarrow 0$ and therefore $\sigma_{\text{micro}} \equiv 0$. Fundamental solutions to (90) in the three-dimensional case have been obtained by Lazar [34] under the constitutive assumption of a strictly positive Cosserat couple modulus, $\mu_c > 0$. The latter condition entails that

$$\sigma = 2\mu_e \operatorname{dev} \operatorname{sym} e + 2\mu_c \operatorname{skew} e + \kappa_e \operatorname{tr}(e) \mathbb{1}_3 \quad (91)$$

can be algebraically inverted, i.e. we can express $e = \mathcal{G}(\sigma)$ if $\mu_e, \mu_c, \kappa_e > 0$, see ([51]). Here, we will consider the fundamental solution to (90) in plane strain, but we allow for $\mu_c \geq 0$. The plane strain version of (90) is obtained by considering the following energy, connected to (90), namely

$$\begin{aligned} \int_{\Omega} \mu_e \|\operatorname{dev} \operatorname{sym} \tilde{e}\|^2 + \frac{\kappa_e}{2} \operatorname{tr}^2(\tilde{e}) \\ + \frac{\mu_M L_c^2}{2} \left(a_1 \|\operatorname{dev} \operatorname{sym} \operatorname{Curl} \tilde{e}\|^2 + a_2 \|\operatorname{skew} \operatorname{Curl} \tilde{e}\|^2 + \frac{a_3}{3} \operatorname{tr}^2(\operatorname{Curl} \tilde{e}) - \langle M, \tilde{e} \rangle \right) dx \rightarrow \min \tilde{e}. \end{aligned} \quad (92)$$

As can be seen, letting $L_c \rightarrow \infty$ while assuming $a_1, a_2, a_3 > 0$ implies $\operatorname{Curl} \tilde{e} \equiv 0$ and therefore $\tilde{e} = D\tilde{u}$ on contractible domains. We will consider (92) in an unbounded domain with given $M = \delta \times \bar{M}$. Similarly, as in section 3, the plane strain energy becomes

$$\int_{\Omega} \mu_e \|\operatorname{dev}_2 \operatorname{sym} \tilde{e}^\sharp\|^2 + \frac{\kappa_e}{2} \operatorname{tr}^2(\tilde{e}^\sharp) + \mu_M L_c^2 \tilde{a} \|\operatorname{Curl}_{2D} \tilde{e}^\sharp\|^2 - \langle M, \tilde{e}^\sharp \rangle dx \rightarrow \min \tilde{e}^\sharp. \quad (93)$$

and we obtain the plane strain equations in components

$$\begin{aligned}
-\frac{1}{2}\mu_M L_c^2(a_1 + a_2) (e_{11,22} - e_{12,12}) + (\lambda_e + 2\mu_e)e_{11} + \lambda_e e_{22} &= M_{11}, \\
\frac{1}{2}\mu_M L_c^2(a_1 + a_2) (e_{11,12} - e_{12,11}) + (\mu_c + \mu_e)e_{12} + (\mu_e - \mu_c)e_{21} &= M_{12}, \\
-\frac{1}{2}\mu_M L_c^2(a_1 + a_2) (e_{21,22} - e_{22,12}) + (\mu_e - \mu_c)e_{12} + (\mu_c + \mu_e)e_{21} &= M_{21}, \\
\frac{1}{2}\mu_M L_c^2(a_1 + a_2) (e_{21,12} - e_{22,11}) + \lambda_e e_{11} + (\lambda_e + 2\mu_e)e_{22} &= M_{22}.
\end{aligned} \tag{94}$$

We consider again the case of a concentrated line unit couple situated at the origin of the coordinate system. In this case, the components of the body volume moment M are given by (72). Following an analogous Fourier transform analysis as in the previous cases we derive the fundamental solution for a concentrated couple in gauge-invariant incompatible elasticity. The incompatible elastic distortions read then

$$\begin{aligned}
e_{11} = -e_{22} &= -\frac{x_1 x_2}{4\pi(\mu_c + \mu_e)\ell_2^2 r^2} K_2 \left[\frac{r}{\ell_2} \right], \\
e_{12} &= \frac{\mu_e}{8\pi\mu_c(\mu_c + \mu_e)\ell_2^2} K_0 \left[\frac{r}{\ell_2} \right] + \frac{x_1^2 - x_2^2}{8\pi(\mu_c + \mu_e)\ell_2^2 r^2} K_2 \left[\frac{r}{\ell_2} \right], \\
e_{21} &= -\frac{\mu_e}{8\pi\mu_c(\mu_c + \mu_e)\ell_2^2} K_0 \left[\frac{r}{\ell_2} \right] + \frac{x_1^2 - x_2^2}{8\pi(\mu_c + \mu_e)\ell_2^2 r^2} K_2 \left[\frac{r}{\ell_2} \right].
\end{aligned} \tag{95}$$

It is interesting to note that the solution does not depend upon the elastic bulk modulus κ_e and that the elastic distortion tensor for the case of a concentrated couple is traceless (i.e. $\text{tr}(\tilde{e}^\#) = e_{11} + e_{22} = 0$).

6 Numerical results and discussion

We will now present some results regarding the behaviour of the relaxed micromorphic solution near the application of the applied loads. A comparison of the results with other well known generalized continua obtained as limiting cases of the general relaxed micromorphic model will also be performed.

The relaxed micromorphic continua under plane strain conditions can be fully described by four dimensionless parameters. In order to have a unified treatment for all the above cases, the following dimensionless quantities g_i ($i = 1, 2, 3, 4$) are introduced:

$$\mu_e = g_1 \mu_M, \quad \mu_c = g_2 \mu_M, \quad \kappa_e = g_3 \mu_M, \quad \kappa_M = g_4 \mu_M. \tag{96}$$

In view of (40), we have that: $g_1 > 1$, $g_2 \geq 0$, and $g_3 > g_4 > 0$. We also recall that $\lambda_i = \kappa_i - \mu_i$ with $i \in \{e, m, M\}$ and using (96) that

$$\mu_m = \frac{g_1}{g_1 - 1} \mu_M, \quad \kappa_m = \frac{g_3}{g_3 - g_4} \kappa_M. \tag{97}$$

Further, for comparison purposes all distances from the origin are normalized with respect to the characteristic length ℓ_2 of the relaxed micromorphic model. Results for the cases of a concentrated force and concentrated couple will be shown separately.

6.1 Concentrated force

Figure 4 shows contours of the normalized displacements and micro-rotation due to a concentrated line force acting at the origin for a relaxed micromorphic material characterized by ($g_1 = 1.2$, $g_2 = 3$, $g_3 = 5$, $g_4 = 3$). This implies, according to (97), that $\mu_m = 6\mu_M$ and $\kappa_m = 2.5\kappa_M$. A comparison of the relaxed micromorphic continua with other generalized continua that can be obtained as limiting cases is shown in Figure 5. In particular, in Fig. 5, the normalized displacement $\frac{u_2 \mu_M}{F}$ and the normalized micro-rotation $\frac{\vartheta_3 \mu_M \ell_2}{F}$ ($F = 1$) are plotted along the positive x_1 -axis (i.e. for $x_2 = 0$). The u_2 displacement has a logarithmic singularity at the origin in all theories. It is observed that deviations from the classical elasticity solution (dashed line) are more noticeable within a range of $|x_1| \leq 2\ell_2$ from the point of application of the concentrated force. All solutions converge quickly to the classical elasticity solution as we move away from the origin. It is also shown that the classical elasticity and the couple stress elasticity serve as the upper and lower bounds for the solutions. In fact, couple stress elasticity predicts more pronounced size effects as compared to the other

generalized continuum theories. The micropolar solution is in-between the classical and the couple stress solution. Also, we note that the relaxed micromorphic and the pure relaxed micromorphic are closer to the classical elasticity one.

Regarding the behaviour of the micro-rotation we remark that the classical elasticity and the relaxed micromorphic elasticity predict unbounded micro-rotation at the origin which is in marked contrast with couple stress, micropolar, and micro-stretch theories that predict zero micro-rotation at the origin. In all theories the micro-rotation decays as $O(x_1^{-1})$ when $x_1 \rightarrow \infty$. However, as it can be seen from Figure 5b, in the pure relaxed micromorphic model and in the classical elasticity model with $L_c \rightarrow \infty$ (upper bound microscopic stiffness) the solution does not converge in the standard classical elasticity solution ($L_c \rightarrow 0$) as all other theories do.

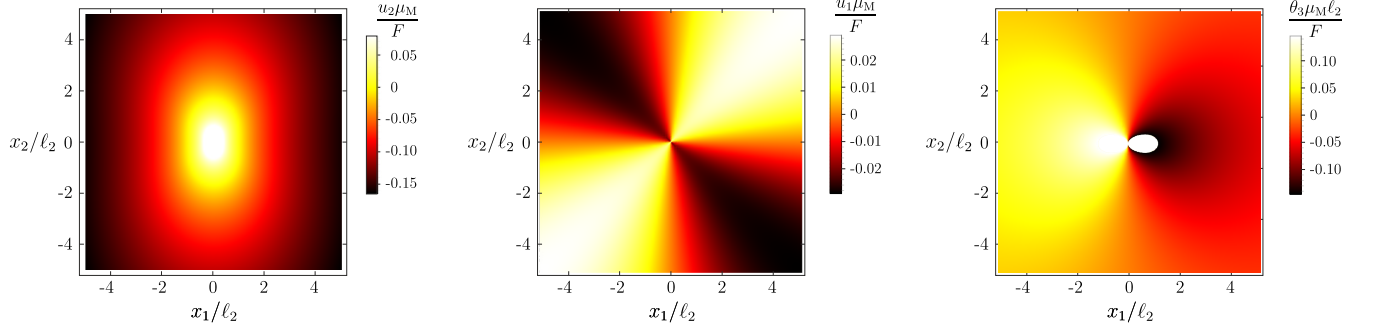


Figure 4: Contours of the normalized displacements $\frac{u_i \mu_M}{F}$ and micro-rotation $\frac{\vartheta_3 \mu_M \ell_2}{F}$ due to a concentrated unit line force ($F = 1$) acting at the origin of relaxed micromorphic medium. The material is characterized by $g_1 = 1.2$, $g_2 = 3$, $g_3 = 5$ and $g_4 = 3$.

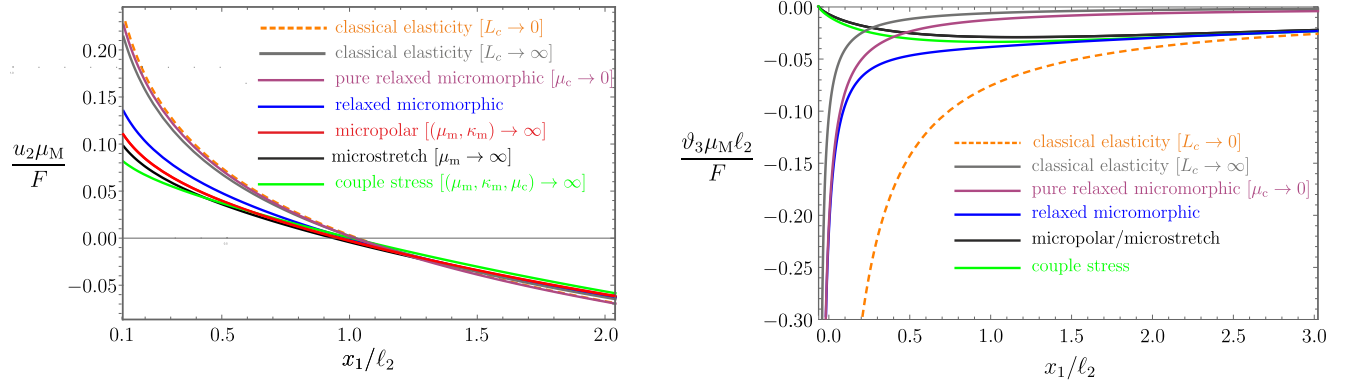


Figure 5: Variation of the normalized displacement $\frac{u_2 \mu_M}{F}$ and the normalized micro-rotation $\frac{\vartheta_3 \mu_M \ell_2}{F}$ along the positive x_1 -axis due to a concentrated unit line force ($F = 1$) in various generalized continuum theories. The relaxed micromorphic material is characterized by $g_1 = 1.2$, $g_2 = 3$, $g_3 = 5$ and $g_4 = 3$.

6.2 Concentrated couple

Figure 6 shows contours of the normalized displacements and micro-rotation for the case of a concentrated couple. In this case, only the parameters g_1 and g_2 need to be specified. A comparison of the relaxed micromorphic continua with other generalized continua obtained as limiting cases is also shown in Figure 7. In particular, in Fig. 7, the normalized modulus of the displacement vector $\|u\|$ is plotted against the radial distance r . The material parameters for the relaxed micromorphic material are: $g_1 = 3$ and $g_2 = 2$ (which implies $\mu_m = 1.5\mu_M$). All distances are normalized with respect to characteristic length of the relaxed micromorphic theory ℓ_2 .

It is noted that $\|u\|$ has a Cauchy type singularity $O(r^{-1})$ in the relaxed micromorphic theory, in the pure relaxed micromorphic, and in the classical elasticity theory ($L_c \rightarrow 0$ and $L_c \rightarrow \infty$) but the strengths of the singularities are different. In marked contrast, $\|u\|$ is bounded and becomes zero at the origin in micro-stretch, micropolar and couple stress theory. As it was shown analytically (see sections 4.2.1 and 4.2.2.3), only the pure relaxed micromorphic solution and the classical elasticity solution with $L_c \rightarrow \infty$ (green and dashed-gray lines in Fig. 7) do not converge to the standard classical elasticity ($L_c \rightarrow 0$) as $r \rightarrow \infty$. This is to be expected since the latter solutions depend only upon the micro shear modulus μ_m .

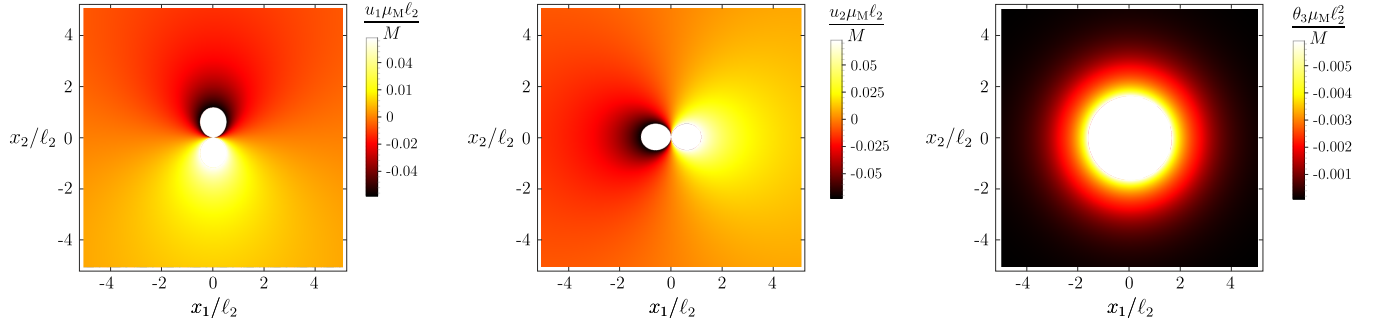


Figure 6: Contours of the normalized displacements and micro-rotation due to a concentrated unit line couple ($M = 1$) acting at the origin. The relaxed micromorphic material is characterized by $g_1 = 3$ and $g_2 = 2$.

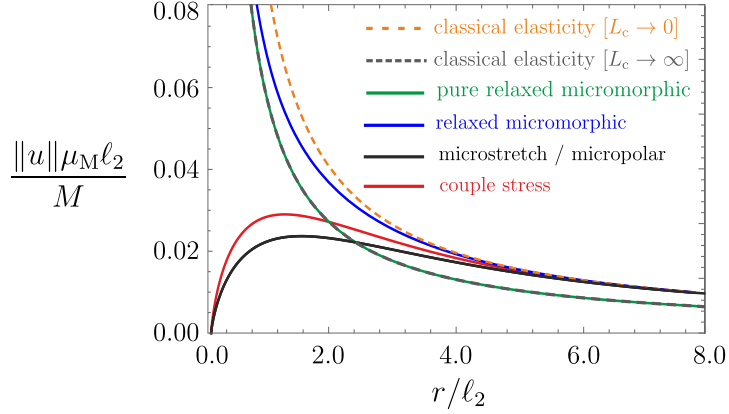


Figure 7: Variation of the normalized modulus of the displacement vector $\frac{\|u\|\mu_M\ell_2}{M}$ along the positive x_1 -axis due to a concentrated unit line couple ($M = 1$) in various generalized continuum theories. The relaxed micromorphic material is characterized by $g_1 = 3$ and $g_2 = 2$. The gap between the green and black line at the right is due to $\mu_m > \mu_M$. We note the fundamental qualitative difference between the relaxed micromorphic model and the other generalized continua (microstretch, micropolar, couple stress) in their behaviour near the singularity.

Finally, a comparison of the incompatible elastic distortions $e_{12} = u_{1,2} - P_{12}$ and $e_{21} = u_{2,1} - P_{21}$ in the relaxed micromorphic theory and the gauge invariant dislocation model is shown in Figure 8. It is observed that as g_1 increases as compared to g_2 (i.e. $\mu_e \gg \mu_M$ and $\mu_e \gg \mu_c$), the solutions for the gauge invariant dislocation model and the relaxed micromorphic model converge.

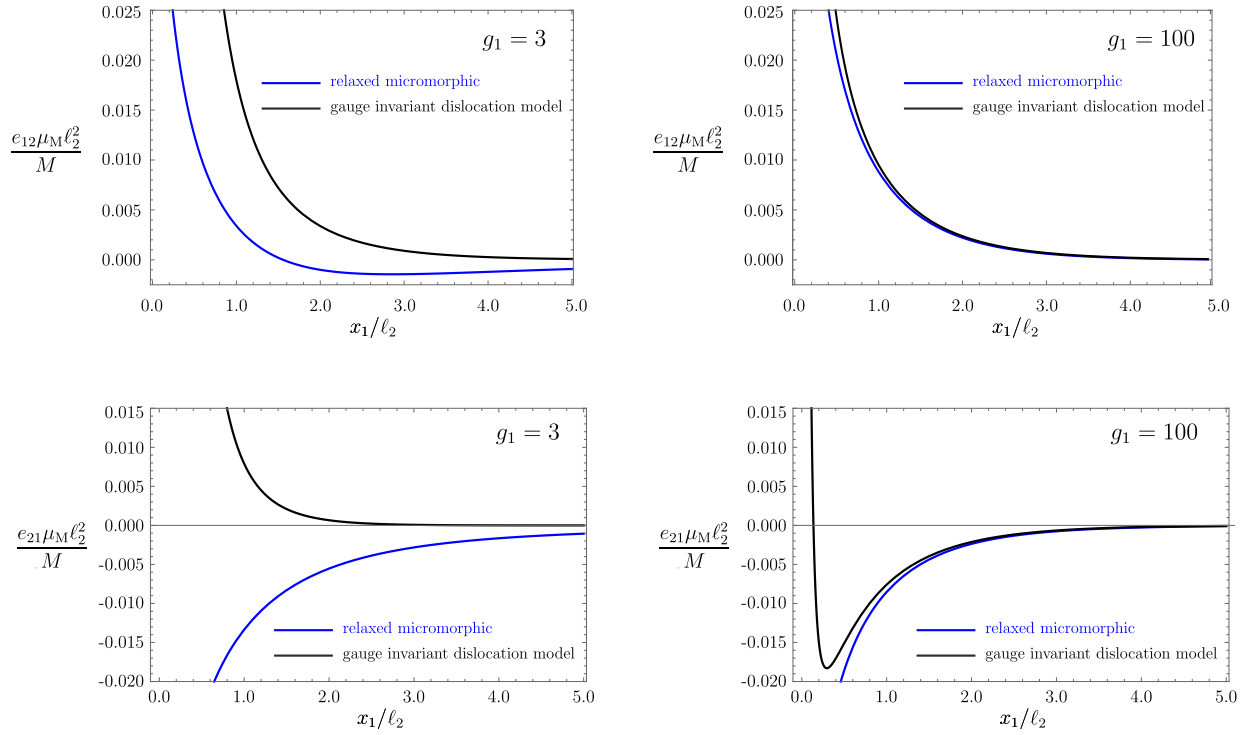


Figure 8: Variation of the normalized incompatible elastic shear distortions along the positive axis x_1 -axis due to a concentrated unit line couple ($M = 1$) in the relaxed micromorphic theory and the gauge invariant dislocation model for $g_2 = 2$ and various values of the parameter g_1 .

7 Tree of limit cases of the isotropic relaxed micromorphic model

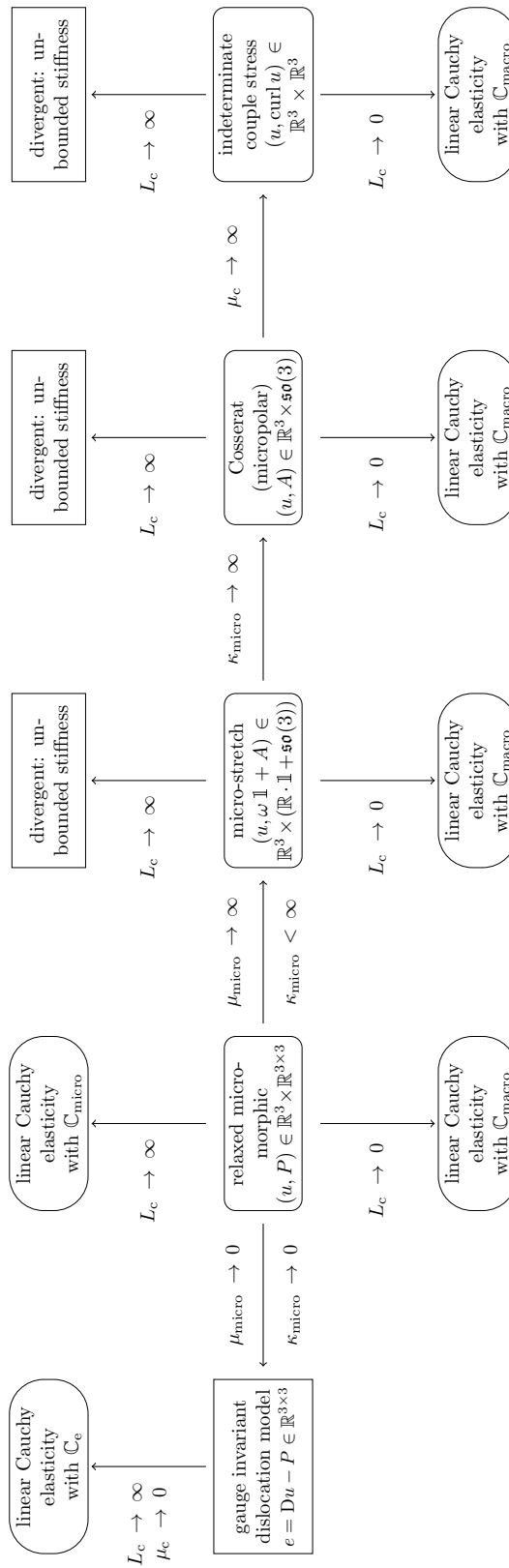


Figure 9: Tree of the limit cases of the relaxed micromorphic model in statics. These limits apply strictly only for weak solutions $(u, P) \in H^1 \times H(\text{Curl})$. Here, for the considered singular solutions certain artifacts may appear, notably in the concentrated couple case.

Acknowledgements.

Angela Madeo and Gianluca Rizzi acknowledge support from the European Commission through the funding of the ERC Consolidator Grant META-LEGO, N° 101001759. Patrizio Neff acknowledges support in the framework of the DFG-Priority Programme 2256 “Variational Methods for Predicting Complex Phenomena in Engineering Structures and Materials” and Neff 902/10-1, Project-No. 440935806.

References

- [1] G. Barbagallo, A. Madeo, M. V. d’Agostino, R. Abreu, I.-D. Ghiba, and P. Neff. “Transparent anisotropy for the relaxed micromorphic model: macroscopic consistency conditions and long wave length asymptotics”. *International Journal of Solids and Structures* 120 (2017), 7–30.
- [2] D. Bigoni and P. Gourgiotis. “Folding and faulting of an elastic continuum”. *Proceedings of the Royal Society of London. A. Mathematical, Physical and Engineering Sciences* 472.2187 (2016), 20160018.
- [3] S. C. Cowin. “Singular stress concentrations in plane Cosserat elasticity”. *Zeitschrift für angewandte Mathematik und Physik* 20.6 (1969), 979–982.
- [4] M. V. d’Agostino, G. Rizzi, H. Khan, P. Lewintan, A. Madeo, and P. Neff. “The consistent coupling boundary condition for the classical micromorphic model: existence, uniqueness and interpretation of parameters”. *Continuum Mechanics and Thermodynamics* 34.6 (2022), 1393–1431.
- [5] S. De Cicco and L. Nappa. “Torsion and flexure of microstretch elastic circular cylinders”. *International Journal of Engineering Science* 35.6 (1997), 573–583.
- [6] L. Debnath and D. Bhatta. *Integral Transforms and their Applications*. CRC Press, 2014.
- [7] F. Demore, G. Rizzi, M. Collet, P. Neff, and A. Madeo. “Unfolding engineering metamaterials design: Relaxed micromorphic modeling of large-scale acoustic meta-structures”. *Journal of the Mechanics and Physics of Solids* 168 (2022), 104995.
- [8] J. Dyszewicz. *Micropolar Theory of Elasticity, Lecture Notes in Applied and Computational Mechanics*. Springer-Verlag New York, 2004.
- [9] A. C. Eringen. *Microcontinuum Field Theories. I. Foundations and Solids*. Springer-Verlag New York, 1999.
- [10] I.-D. Ghiba, P. Neff, A. Madeo, and I. Münch. “A variant of the linear isotropic indeterminate couple-stress model with symmetric local force-stress, symmetric nonlocal force-stress, symmetric couple-stresses and orthogonal boundary conditions”. *Mathematics and Mechanics of Solids* 22.6 (2017), 1221–1266.
- [11] I.-D. Ghiba, P. Neff, A. Madeo, L. Placidi, and G. Rosi. “The relaxed linear micromorphic continuum: existence, uniqueness and continuous dependence in dynamics”. *Mathematics and Mechanics of Solids* 20.10 (2015), 1171–1197.
- [12] I.-D. Ghiba, G. Rizzi, A. Madeo, and P. Neff. “Cosserat micropolar elasticity: classical Eringen vs. dislocation form”. *Journal of Mechanics of Materials and Structures* 18.1 (2023), 93–123.
- [13] F. Gmeineder, P. Lewintan, and P. Neff. “Korn-Maxwell-Sobolev inequalities for general incompatibilities”. *preprint: arXiv:2212.13227 [math.AP]* (2023).
- [14] F. Gmeineder, P. Lewintan, and P. Neff. “Optimal incompatible Korn-Maxwell-Sobolev inequalities in all dimensions”. *Calculus of Variations and Partial Differential Equations* 62.182 (2023).
- [15] F. Gmeineder and D. Spector. “On Korn-Maxwell-Sobolev inequalities”. *Journal of Mathematical Analysis and Applications* 502.1 (2021). Id/No 125226, 14.
- [16] P. Gourgiotis and D. Bigoni. “Stress channelling in extreme couple-stress materials Part I: Strong ellipticity, wave propagation, ellipticity, and discontinuity relations”. *Journal of the Mechanics and Physics of Solids* 88 (2016), 150–168.
- [17] P. Gourgiotis and D. Bigoni. “Stress channelling in extreme couple-stress materials Part II: Localized folding vs faulting of a continuum in single and cross geometries”. *Journal of the Mechanics and Physics of Solids* 88 (2016), 169–185.
- [18] P. Gourgiotis and D. Bigoni. “The dynamics of folding instability in a constrained Cosserat medium”. *Philosophical Transactions of the Royal Society A* 375(2093) (2017), 20160159.
- [19] P. Gourgiotis, T. Zisis, A. Giannakopoulos, and H. Georgiadis. “The Hertz contact problem in couple-stress elasticity”. *International Journal of Solids and Structures* 168 (2019), 228–237.
- [20] I. Gradshteyn and I. Ryzhik. *Table of Integrals, Series, and Products*. Academic Press, 2014.
- [21] J. Hadamard. *Lectures on Cauchy’s Problem in Linear Partial Differential Equations*. Vol. 15. Yale University Press, 1923.
- [22] R. Hartranft and G. C. Sih. “Uniqueness of the concentrated-load problem in the linear theory of couple-stress elasticity”. *Meccanica* 3 (1968), 195–198.
- [23] G. Hattori, J. Trevelyan, and P. Gourgiotis. “An isogeometric boundary element formulation for stress concentration problems in couple stress elasticity”. *Computer Methods in Applied Mechanics and Engineering* 407 (2023), 115932.
- [24] R. R. Huilgol. “On the concentrated force problem for two-dimensional elasticity with couple stresses”. *International Journal of Engineering Science* 5.1 (1967), 81–93.
- [25] D. Ieşan and L. Nappa. “On the plane strain of microstretch elastic solids”. *International Journal of Engineering Science* 39.16 (2001), 1815–1835.
- [26] S. Khan, R. Dhaliwal, and K. Chowdhury. “Singular solutions and Green’s method in micropolar theory of elasticity”. *Applied Scientific Research* 25 (1972), 65–82.
- [27] N. Kirchner and P. Steinmann. “Mechanics of extended continua: modeling and simulation of elastic microstretch materials”. *Computational Mechanics* 40.4 (2007), 651–666.

- [28] D. Knees, S. Owczarek, and P. Neff. “A global higher regularity result for the static relaxed micromorphic model on smooth domains”. *arXiv:2307.02621, to appear in Proceedings of the Royal Society of Edinburgh Section A: Mathematics* (2023).
- [29] D. Knees, S. Owczarek, and P. Neff. “A local regularity result for the relaxed micromorphic model based on inner variations”. *Journal of Mathematical Analysis and Applications* 519.2 (2023), 126806.
- [30] W. Koiter. “Couple-stress in the theory of elasticity”. *Proceedings of the Koninklijke Nederlandse Akademie van Wetenschappen*. Vol. 67. North Holland Pub. 1964, 17–44.
- [31] H. Kutt. “On the numerical evaluation of finite-part integrals involving an algebraic singularity”. PhD thesis. Stellenbosch: Stellenbosch University, 1975.
- [32] R. Lakes. “Physical meaning of elastic constants in Cosserat, void, and microstretch elasticity”. *Journal of Mechanics of Materials and Structures* 11.3 (2016), 217–229.
- [33] M. Lazar and C. Anastassiadis. “Is incompressible elasticity a conformal field theory?” *Comptes Rendus. Mécanique. Académie des Sciences, Paris* 336.1-2 (2008), 163–169.
- [34] M. Lazar and C. Anastassiadis. “The gauge theory of dislocations: static solutions of screw and edge dislocations”. *Philosophical Magazine* 89.3 (2009), 199–231.
- [35] P. Lewintan, S. Müller, and P. Neff. “Korn inequalities for incompatible tensor fields in three space dimensions with conformally invariant dislocation energy”. *Calculus of Variations and Partial Differential Equations* 60 (2021), 1–46.
- [36] P. Lewintan and P. Neff. “ L^p -trace-free generalized Korn inequalities for incompatible tensor fields in three space dimensions”. *Proceedings of the Royal Society of Edinburgh Section A: Mathematics* 152.6 (2022), 1477–1508.
- [37] P. Lewintan and P. Neff. “ L^p -versions of generalized Korn inequalities for incompatible tensor fields in arbitrary dimensions with p -integrable exterior derivative”. *Comptes Rendus. Mathématique* 359.6 (2021), 749–755.
- [38] P. Lewintan and P. Neff. “Nečas–Lions lemma revisited: An L^p -version of the generalized Korn inequality for incompatible tensor fields”. *Mathematical Methods in the Applied Sciences* 44.14 (2021), 11392–11403.
- [39] K.-Z. Liang and F.-Y. Huang. “Boundary element method for micropolar elasticity”. *International Journal of Engineering Science* 34.5 (1996), 509–521.
- [40] A. E. H. Love. *A Treatise on the Mathematical Theory of Elasticity*. University Press, 1927.
- [41] A. Madeo, I.-D. Ghiba, P. Neff, and I. Münch. “A new view on boundary conditions in the Grioli-Koiter-Mindlin-Toupin indeterminate couple stress model”. *European Journal of Mechanics. A. Solids* 59 (2016), 294–322.
- [42] A. Madeo, P. Neff, I.-D. Ghiba, L. Placidi, and G. Rosi. “Wave propagation in relaxed micromorphic continua: modeling metamaterials with frequency band-gaps”. *Continuum Mechanics and Thermodynamics* 27.4 (2015), 551–570.
- [43] R. D. Mindlin. “Micro-structure in linear elasticity”. *Archive for Rational Mechanics and Analysis* 16 (1964), 51–78.
- [44] R. D. Mindlin. “Stress functions for a Cosserat continuum”. *International Journal of Solids and Structures* 1.3 (1965), 265–271.
- [45] R. Mindlin. “Influence of couple-stresses on stress concentrations”. *Experimental Mechanics* 3.1 (1963), 1–7.
- [46] R. Mindlin and H. Tiersten. “Effects of couple-stresses in linear elasticity”. *Archive for Rational Mechanics and Analysis* 11.1 (1962), 415–448.
- [47] G. Monegato. “Definitions, properties and applications of finite-part integrals”. *Journal of Computational and Applied Mathematics* 229.2 (2009), 425–439.
- [48] I. Münch, P. Neff, A. Madeo, and I.-D. Ghiba. “The modified indeterminate couple stress model: Why Yang et al.’s arguments motivating a symmetric couple stress tensor contain a gap and why the couple stress tensor may be chosen symmetric nevertheless”. *Zeitschrift für Angewandte Mathematik und Mechanik* 97.12 (2017), 1524–1554.
- [49] P. Neff, J. Jeong, I. Münch, and H. Ramezani. “Mean field modeling of isotropic random Cauchy elasticity versus microstretch elasticity”. *Zeitschrift für angewandte Mathematik und Physik* 60.3 (2009), 479–497.
- [50] P. Neff, B. Eidel, M. V. d’Agostino, and A. Madeo. “Identification of scale-independent material parameters in the relaxed micromorphic model through model-adapted first order homogenization”. *Journal of Elasticity* 139.2 (2020), 269–298.
- [51] P. Neff, I.-D. Ghiba, M. Lazar, and A. Madeo. “The relaxed linear micromorphic continuum: well-posedness of the static problem and relations to the gauge theory of dislocations”. *Quarterly Journal of Mechanics and Applied Mathematics* 68.1 (2015), 53–84.
- [52] P. Neff, I.-D. Ghiba, A. Madeo, L. Placidi, and G. Rosi. “A unifying perspective: the relaxed linear micromorphic continuum”. *Continuum Mechanics and Thermodynamics* 26.5 (2014), 639–681.
- [53] P. Neff, A. Madeo, G. Barbagallo, M. V. D’Agostino, R. Abreu, and I.-D. Ghiba. “Real wave propagation in the isotropic-relaxed micromorphic model”. *Proceedings of the Royal Society of London. A. Mathematical, Physical and Engineering Sciences* 473.2197 (2017). Id/No 20160790, 24.
- [54] P. Neff and I. Münch. “Curl bounds Grad on $SO(3)$ ”. *ESAIM: Control, Optimisation and Calculus of Variations* 14.1 (2008), 148–159.
- [55] P. Neff, D. Pauly, and K.-J. Witsch. “Maxwell meets Korn: A new coercive inequality for tensor fields in $\mathbb{R}^{n \times n}$ with square-integrable exterior derivative”. *Mathematical Methods in the Applied Sciences* 35.1 (2012), 65–71.
- [56] P. Neff, D. Pauly, and K.-J. Witsch. “Poincaré meets Korn via Maxwell: extending Korn’s first inequality to incompatible tensor fields”. *Journal of Differential Equations* 258.4 (2015), 1267–1302.
- [57] W. Nowacki. “On discrete dislocations in micropolar elasticity”. *Archiwum Mechaniki Stosowanej* 26.1 (1974), 3–11.
- [58] W. Nowacki. *Theory of Micropolar Elasticity*. Vol. 494. Springer, 1972.
- [59] L. A. P. Ramirez, G. Rizzi, and A. Madeo. “Multi-element metamaterial’s design through the relaxed micromorphic model”. *Sixty Shades of Generalized Continua: Dedicated to the 60th Birthday of Prof. Victor A. Eremeyev*. Springer, 2023, 579–600.

- [60] G. Rizzi, M. Collet, F. Demore, B. Eidel, P. Neff, and A. Madeo. “Exploring metamaterials’ structures through the relaxed micromorphic model: switching an acoustic screen into an acoustic absorber”. *Frontiers in Materials* 7 (2021), 589701.
- [61] G. Rizzi, M. V. d’Agostino, P. Neff, and A. Madeo. “Boundary and interface conditions in the relaxed micromorphic model: Exploring finite-size metastructures for elastic wave control”. *Mathematics and Mechanics of Solids* 27.6 (2022), 1053–1068.
- [62] G. Rizzi, G. Hütter, H. Khan, I.-D. Ghiba, A. Madeo, and P. Neff. “Analytical solution of the cylindrical torsion problem for the relaxed micromorphic continuum and other generalized continua (including full derivations)”. *Mathematics and Mechanics of Solids* 27.3 (2022), 507–553.
- [63] G. Rizzi, G. Hütter, A. Madeo, and P. Neff. “Analytical solutions of the cylindrical bending problem for the relaxed micromorphic continuum and other generalized continua”. *Continuum Mechanics and Thermodynamics* 33 (2021), 1505–1539.
- [64] G. Rizzi, G. Hütter, A. Madeo, and P. Neff. “Analytical solutions of the simple shear problem for micromorphic models and other generalized continua”. *Archive of Applied Mechanics* 91.5 (2021), 2237–2254.
- [65] G. Rizzi, H. Khan, I.-D. Ghiba, A. Madeo, and P. Neff. “Analytical solution of the uniaxial extension problem for the relaxed micromorphic continuum and other generalized continua (including full derivations)”. *Archive of Applied Mechanics* (2021), 1–17.
- [66] G. Rizzi, P. Neff, and A. Madeo. “Metamaterial shields for inner protection and outer tuning through a relaxed micromorphic approach”. *Philosophical Transactions of the Royal Society A* 380.2231 (2022), 20210400.
- [67] G. Rizzi, D. Tallarico, P. Neff, and A. Madeo. “Towards the conception of complex engineering meta-structures: Relaxed-micromorphic modelling of low-frequency mechanical diodes/high-frequency screens”. *Wave Motion* 113 (2022), 102920.
- [68] N. Sandru. “On some problems of the linear theory of the asymmetric elasticity”. *International Journal of Engineering Science* 4.1 (1966), 81–94.
- [69] M. Sarhil, L. Scheunemann, J. Schröder, and P. Neff. “Size-effects of metamaterial beams subjected to pure bending: on boundary conditions and parameter identification in the relaxed micromorphic model”. *Computational Mechanics* (2023), 1–23.
- [70] A. Scalia. “Extension, bending and torsion of anisotropic microstretch elastic cylinders”. *Mathematics and Mechanics of Solids* 5.1 (2000), 31–40.
- [71] J. Schröder, M. Sarhil, L. Scheunemann, and P. Neff. “Lagrange and H (curl, B) based finite element formulations for the relaxed micromorphic model”. *Computational Mechanics* (2022), 1–25.
- [72] A. Sky, I. Muench, and P. Neff. “On $[H^1]^{3 \times 3}, [H(\text{curl})]^3$ and $H(\text{sym Curl})$ finite elements for matrix-valued Curl problems”. *Journal of Engineering Mathematics* 136.1 (2022), 5.
- [73] A. Sky, M. Neunteufel, P. Lewintan, A. Zilian, and P. Neff. “Novel $H(\text{symCurl})$ -conforming finite elements for the relaxed micromorphic sequence”. *arXiv:2308.07750*, to appear in *Computer Methods in Applied Mechanics and Engineering* (2023).
- [74] A. Sky, M. Neunteufel, I. Muench, J. Schöberl, and P. Neff. “A hybrid $H^1 \times H(\text{curl})$ finite element formulation for a relaxed micromorphic continuum model of antiplane shear”. *Computational Mechanics* 68.1 (2021), 1–24.
- [75] A. Sky, M. Neunteufel, I. Muench, J. Schöberl, and P. Neff. “Primal and mixed finite element formulations for the relaxed micromorphic model”. *Computer Methods in Applied Mechanics and Engineering* 399 (2022), 115298.
- [76] K. Soldatos. “Determination of the spherical couple-stress in polar linear isotropic elasticity”. *Journal of Elasticity* 153.2 (2023), 185–206.
- [77] E. Sternberg and R. Eubanks. “On the concept of concentrated loads and an extension of the uniqueness theorem in the linear theory of elasticity”. *Journal of Rational Mechanics and Analysis* 4 (1955), 135–168.
- [78] E. Sternberg. “Couple-stresses and singular stress concentrations in elastic solids”. *Mechanics of Generalized Continua: Proceedings of the IUTAM-symposium on the Generalized Cosserat Continuum and the Continuum Theory of Dislocations with Applications, Freudenstadt and Stuttgart (Germany) 1967*. Springer, 1968, 95–108.
- [79] W. Thompson (Lord Kelvin). “Note on the integration of the equations of equilibrium of an elastic solid”. *The Cambridge and Dublin Mathematical Journal* (1848).
- [80] S. Timoshenko and J. Goodier. *Theory of Elasticity*. New York: McGraw-Hill, 1970.
- [81] J. Voss, G. Rizzi, P. Neff, and A. Madeo. “Modeling a labyrinthine acoustic metamaterial through an inertia-augmented relaxed micromorphic approach”. *Mathematics and Mechanics of Solids* 0.0 (0000), 10812865221137286.
- [82] Y. Weitsman. “Two dimensional singular solutions in infinite regions with couple-stresses”. *Quarterly of Applied Mathematics* 25.4 (1968), 485–489.
- [83] Y. Weitsman. “A note on singularities in a Cosserat continuum”. *Quarterly of Applied Mathematics* 25.2 (1967), 213–217.
- [84] T. Zisis, P. Gourgiotis, K. P. Baxevanakis, and H. Georgiadis. “Some basic contact problems in couple stress elasticity”. *International Journal of Solids and Structures* 51.11-12 (2014), 2084–2095.

A Appendix

In this appendix, for the convenience of the reader, we exhibit the two-scale nature of the relaxed micromorphic model in three and two dimensions together with the form of equations and constitutive tensors in plane-strain.

A.1 A true two-scale model: the relaxed micromorphic limit for $L_c \rightarrow 0$ and $L_c \rightarrow \infty$ in three dimensions

The relaxed micromorphic model reduces to a classical Cauchy elasticity model for both $L_c \rightarrow 0$ and $L_c \rightarrow \infty$ but with two different well-defined stiffnesses, $\mathbb{C}_{\text{macro}}$ and $\mathbb{C}_{\text{micro}}$, respectively. The expressions of these stiffnesses in the isotropic case are presented in the next two sections for the convenience of the reader.

A.1.1 Limit for $L_c \rightarrow 0$: lower bound macroscopic stiffness $\mathbb{C}_{\text{macro}}$

For the limit $L_c \rightarrow 0$, the equilibrium equations (8) reduce to

$$\text{Div}[2\mu_e \text{sym}(Du - P) + 2\mu_c \text{skew}(Du - P) + \lambda_e \text{tr}(Du - P)\mathbb{1}] = f, \quad (98)$$

$$2\mu_e \text{sym}(Du - P) + \lambda_e \text{tr}(Du - P)\mathbb{1} + 2\mu_c \text{skew}(Du - P) - 2\mu_{\text{micro}} \text{sym} P - \lambda_{\text{micro}} \text{tr}(P)\mathbb{1} = M. \quad (99)$$

The equation (99) is now algebraic in P . Due to the orthogonality of the ‘‘sym/skew’’ decomposition, the equation (99) requires that

$$2\mu_c \text{skew}(Du - P) = \text{skew} M, \quad (100)$$

$$2\mu_e \text{sym}(Du - P) + \lambda_e \text{tr}(Du - P)\mathbb{1} - 2\mu_{\text{micro}} \text{sym} P - \lambda_{\text{micro}} \text{tr}(P)\mathbb{1} = \text{sym} M.$$

Since the ‘‘sym’’ operator is not orthogonal to the ‘‘tr’’ operator, we further decompose ‘‘sym’’ into ‘‘dev sym’’ and ‘‘tr sym’’ so that

$$2\mu_c \text{skew}(Du - P) = \text{skew} M,$$

$$2\mu_e \text{dev sym}(Du - P) + \frac{2}{3}\mu_e \text{tr}(Du - P)\mathbb{1} + \lambda_e \text{tr}(Du - P)\mathbb{1} \quad (101)$$

$$-2\mu_{\text{micro}} \text{dev sym} P - \frac{2}{3}\mu_{\text{micro}} \text{tr}(P)\mathbb{1} - \lambda_{\text{micro}} \text{tr}(P)\mathbb{1} = \text{dev sym} M + \frac{1}{3}\text{tr}(M)\mathbb{1},$$

note that ‘‘tr sym’’ is the same as ‘‘tr’’. We also recall here the definition of the volumetric part, the deviatoric part, and the skew-symmetric parts in the 3D case

$$\text{3D volumetric part} := \frac{1}{3}\text{tr}(P)\mathbb{1},$$

$$\text{3D deviatoric symmetric part} := \frac{P + P^T}{2} - \frac{1}{3}\text{tr}(P)\mathbb{1}, \quad (102)$$

$$\text{3D skew symmetric part} := \frac{P - P^T}{2}.$$

With further manipulations and thanks to the orthogonality of the operator ‘‘skew’’, ‘‘dev sym’’, and ‘‘tr’’, the system (101) requires that

$$2\mu_c \text{skew}(Du - P) = \text{skew} M,$$

$$2\mu_e \text{dev sym}(Du - P) - 2\mu_{\text{micro}} \text{dev sym} P = \text{dev sym} M, \quad (103)$$

$$\left(\frac{2}{3}\mu_e + \lambda_e\right) \text{tr}(Du - P)\mathbb{1} - \left(\frac{2}{3}\mu_{\text{micro}} + \lambda_{\text{micro}}\right) \text{tr}(P)\mathbb{1} = \frac{1}{3}\text{tr}(M)\mathbb{1}.$$

From equation (103) we can evaluate the expressions for $\text{skew} P$, $\text{dev sym} P$, and $\text{tr}(P)$ individually as

$$\text{skew} Du - \frac{1}{2\mu_c} \text{skew} M = \text{skew} P,$$

$$\frac{\mu_e}{\mu_e + \mu_{\text{micro}}} \text{dev sym} Du - \frac{1}{2(\mu_e + \mu_{\text{micro}})} \text{sym} M = \text{dev sym} P, \quad (104)$$

$$\frac{\kappa_e}{\kappa_e + \kappa_{\text{micro}}} \text{tr} Du - \frac{1}{3(\kappa_e + \kappa_{\text{micro}})} \text{tr}(M) = \text{tr}(P),$$

where $\kappa_e = \frac{2\mu_e + 3\lambda_e}{3}$ and $\kappa_{\text{micro}} = \frac{2\mu_{\text{micro}} + 3\lambda_{\text{micro}}}{3}$ are the 3D-elastic and micro bulk modulus, respectively. The contribution of the body volume moment M can be incorporated in the classical body volume force f^* , but f^* is now dependent on the elastic coefficients. Substituting back the relations (104) in the equation (98) while also applying the ‘‘dev sym’’, and ‘‘tr’’ decomposition, allows us to write

$$\begin{aligned} \text{Div}\left[2\mu_e \text{dev sym}\left(Du - \left(\frac{\mu_e}{\mu_e + \mu_{\text{micro}}}\right) Du\right)\right] + \kappa_e \text{tr}\left(Du - \left(\frac{\kappa_e}{\kappa_e + \kappa_{\text{micro}}}\right) Du\right)\mathbb{1} &= f^*, \\ \iff \text{Div}\left[2\frac{\mu_e \mu_{\text{micro}}}{\mu_e + \mu_{\text{micro}}} \text{dev sym} Du + \frac{\kappa_e \kappa_{\text{micro}}}{\kappa_e + \kappa_{\text{micro}}} \text{tr}(Du)\mathbb{1}\right] &= f^*, \\ \iff \text{Div}\left[2\mu_{\text{macro}} \text{dev sym} Du + \kappa_{\text{macro}} \text{tr}(Du)\mathbb{1}\right] &= f^*. \end{aligned} \quad (105)$$

where f^* is defined as

$$f^* := f - \text{Div}\left[\frac{\mu_{\text{macro}}}{\mu_{\text{micro}}} \text{dev sym} M + \text{skew} M + \frac{1}{3} \frac{\kappa_{\text{macro}}}{\kappa_{\text{micro}}} \text{tr}(M)\mathbb{1}\right]. \quad (106)$$

It is noted that f^* depends on $\text{skew} M$ without any multiplicative elastic coefficient. This limit with a concentrated double body force may be instrumental in order to identify the *micro* parameters. The equation (105)₃ is the equilibrium equation

for a classical isotropic linear elastic Cauchy continuum with stiffness μ_{macro} and κ_{macro} . The relations for the macroscopic Lamé parameters $(\mu_{\text{macro}}, \lambda_{\text{macro}})$ and the macroscopic bulk modulus (κ_{macro}) are then

$$\begin{aligned}\mu_{\text{macro}} &:= \frac{\mu_e \mu_{\text{micro}}}{\mu_e + \mu_{\text{micro}}}, & \kappa_{\text{macro}} &:= \frac{\kappa_e \kappa_{\text{micro}}}{\kappa_e + \kappa_{\text{micro}}}, \\ \lambda_{\text{macro}} &:= \frac{1}{3} (3\kappa_{\text{macro}} - 2\mu_{\text{macro}}) \quad (\text{3D medium}),\end{aligned}\tag{107}$$

where κ_{macro} is the macroscopic bulk modulus. Relations (107) are the specialization of relation (2) to the isotropic case [1]. In order to have $\lambda_{\text{macro}} = \lambda_{\text{micro}} = 0$, the only possible condition is $\lambda_{\text{micro}} = \lambda_e = 0$. Note that the macroscopic stiffness $\mathbb{C}_{\text{macro}}$ (here $\mu_{\text{macro}}, \kappa_{\text{macro}}$) is uniquely identified from classical homogenization techniques [69].

A.1.2 Limit for $L_c \rightarrow \infty$: upper bound microscopic stiffness $\mathbb{C}_{\text{micro}}$

The minimization of an energy functional that incorporates $\mu_M L_c^2 \|\text{Curl} P\|^2$, for the limit $L_c \rightarrow \infty$, requires $\text{Curl} P = 0$, and this implies that the micro-distortion tensor P has to reduce to a gradient field $P \rightarrow Dv$ on a simply connected domain such that

$$\text{Curl} Dv = 0 \quad \forall v \in [C^\infty(\Omega)]^3,\tag{108}$$

thus asserting finite energies of the relaxed micromorphic model for arbitrarily large characteristic length values L_c . The corresponding strain energy density in terms of the reduced kinematics $\{u, v\} : \Omega \rightarrow \mathbb{R}^3$ now reads

$$W(Du, Dv) = \mu_e \|\text{sym}(Du - Dv)\|^2 + \mu_c \|\text{skew}(Du - Dv)\|^2 + \frac{\lambda_e}{2} \text{tr}^2(Du - Dv) + \mu_{\text{micro}} \|\text{sym} Dv\|^2 + \frac{\lambda_{\text{micro}}}{2} \text{tr}^2(Dv).\tag{109}$$

The first variation of the strain energy $I = \int_{\Omega} W \, dx$ with respect to the two independent vector fields u and v leads to

$$\begin{aligned}\delta I^u &= \int_{\Omega} \left(2\mu_e \langle \text{sym}(Du - Dv), D\delta u \rangle + 2\mu_c \langle \text{skew}(Du - Dv), D\delta u \rangle + \lambda_e \langle \text{tr}(Du - Dv)\mathbb{1}, D\delta u \rangle + \langle f, \delta u \rangle \right) dx, \\ \delta I^v &= \int_{\Omega} \left(-2\mu_e \langle \text{sym}(Du - Dv), D\delta v \rangle - 2\mu_c \langle \text{skew}(Du - Dv), D\delta v \rangle - \lambda_e \langle \text{tr}(Du - Dv)\mathbb{1}, D\delta v \rangle \right. \\ &\quad \left. + 2\mu_{\text{micro}} \langle \text{sym} P, D\delta v \rangle + \lambda_{\text{micro}} \langle \text{tr}(Dv)\mathbb{1}, D\delta v \rangle \right) dx.\end{aligned}\tag{110}$$

The equilibrium equations are now obtained by requiring

$$\delta I^u = \langle f, \delta u \rangle, \quad \forall \delta u \quad \text{and} \quad \delta I^v = \langle M, D\delta v \rangle, \quad \forall \delta v.\tag{111}$$

where the contributions on the right sides are the virtual work of the external forces f (classical body force) and M (non-symmetric second order double body force tensor), and the equilibrium equations read

$$\text{Div} [2\mu_e \text{sym}(Du - Dv) + 2\mu_c \text{skew}(Du - Dv) + \lambda_e \text{tr}(Du - Dv)\mathbb{1}] = f,\tag{112}$$

$$\begin{aligned}-\text{Div} [2\mu_e \text{sym}(Du - Dv) + 2\mu_c \text{skew}(Du - Dv) + \lambda_e \text{tr}(Du - Dv)\mathbb{1}] \\ + \text{Div} [2\mu_{\text{micro}} \text{sym} Dv + \lambda_{\text{micro}} \text{tr}(Dv)\mathbb{1}] = \text{Div} M,\end{aligned}\tag{113}$$

where the constraint $Mn = 0$ is required on the boundary, with n the normal to the boundary. The term on the left-hand side of equation (113) can be substituted with the right-hand side of (112) and, while keeping the equation (112), we can re-write the system of equations (112)-(113) as

$$\begin{aligned}\text{Div} [2\mu_e \text{sym}(Du - Dv) + 2\mu_c \text{skew}(Du - Dv) + \lambda_e \text{tr}(Du - Dv)\mathbb{1}] = f, \\ \text{Div} [2\mu_{\text{micro}} \text{sym} Dv + \lambda_{\text{micro}} \text{tr}(Dv)\mathbb{1}] = f + \text{Div} M,\end{aligned}\tag{114}$$

The only case in which $v = u$ is an admissible solution is if the classical body forces f are zero. In this case equations (114) reduces to

$$\text{Div} \sigma_{\text{micro}} = \text{Div} [2\mu_{\text{micro}} \text{sym} Du + \lambda_{\text{micro}} \text{tr}(Du)\mathbb{1}] = \text{Div} M,\tag{115}$$

which is an equilibrium equation of the classical elasticity type with a microscopic stiffness given by μ_{micro} and λ_{micro} and a body force vector equal to $\text{Div} M$.

A.1.3 Limit for $\mathbb{C}_e \rightarrow +\infty$ with $\mu_c = 0$: lower bound macroscopic stiffness $\mathbb{C}_{\text{macro}}$

Thanks to the relations (107) we have formally $\mathbb{C}_{\text{micro}} = \mathbb{C}_{\text{macro}}$ as $\mathbb{C}_e \rightarrow +\infty$. The strain energy density (7) is again reported here

$$\begin{aligned}W(Du, P, \text{Curl} P) = \mu_e \|\text{sym}(Du - P)\|^2 + \mu_c \|\text{skew}(Du - P)\|^2 + \frac{\lambda_e}{2} \text{tr}^2(Du - P) + \mu_{\text{micro}} \|\text{sym} P\|^2 + \frac{\lambda_{\text{micro}}}{2} \text{tr}^2(P) \\ + \frac{\mu_M L_c^2}{2} \left(a_1 \|\text{dev sym Curl} P\|^2 + a_2 \|\text{skew Curl} P\|^2 + \frac{a_3}{3} \text{tr}^2(\text{Curl} P) \right) \rightarrow \min(u, P).\end{aligned}\tag{116}$$

As $\mu_e, \lambda_e \rightarrow \infty$, in order to remain with a bounded strain energy density, it is required that $\text{sym} P = \text{sym} Du$. This, and $\mu_c = 0$, reduces the variational problem to

$$\begin{aligned}\int_{\Omega} \mu_{\text{micro}} \|\text{sym} Du\|^2 + \frac{\lambda_{\text{micro}}}{2} \text{tr}^2(\text{sym} Du) \\ + \frac{\mu_M L_c^2}{2} \left(a_1 \|\text{dev sym Curl} P\|^2 + a_2 \|\text{skew Curl} P\|^2 + \frac{a_3}{3} \text{tr}^2(\text{Curl} P) \right) dx \rightarrow \min(u, P).\end{aligned}\tag{117}$$

The curvature part $\frac{\mu_M L_c^2}{2} \left(a_1 \|\text{dev sym Curl } P\|^2 + a_2 \|\text{skew Curl } P\|^2 + \frac{a_3}{3} \text{tr}^2(\text{Curl } P) \right)$ can be annihilated by choosing $\text{Curl } P = 0$ which implies

$$P = D\eta \quad (118)$$

on a simply connected domain. Moreover, the remaining minimization in (117), using the consistent coupling condition delivers the unique solution u . Gathering, we have

$$\begin{aligned} \text{sym } Du = \text{sym } D\eta &\iff \text{sym}(D(u - \eta)) = 0 \iff D(u - \eta) = A(x), \quad A \in \mathfrak{so}(3) \\ &\implies 0 = \text{Curl } D(u - \eta) = \text{Curl } A(x) \\ &\implies A(x) = \bar{A} \quad \text{“rigidity” [54]} \\ Du(x) - D\eta(x) = \bar{A} \in \mathfrak{so}(3) &\implies P = D\eta = Du - \bar{A} \quad \text{and} \quad \text{Curl } P = 0. \end{aligned} \quad (119)$$

This leads to

$$\begin{aligned} I(u, P) &= \int_{\Omega} \mu_{\text{macro}} \|\text{sym}(Du - \bar{A})\|^2 + \frac{\lambda_{\text{macro}}}{2} \text{tr}^2(Du - \bar{A}) + 0 \, dx \\ &= \int_{\Omega} \mu_{\text{macro}} \|\text{sym } Du\|^2 + \frac{\lambda_{\text{macro}}}{2} \text{tr}^2(Du) \, dx \quad \rightarrow \min u. \end{aligned} \quad (120)$$

Therefore $\mathbb{C}_e \rightarrow +\infty$ gives size-independent linear elasticity with stiffness $\mathbb{C}_{\text{macro}}$, as expected. Note that, in contrast, the same limit of $\mathbb{C}_e \rightarrow +\infty$ would lead to a gradient elasticity formulation for the classical Eringen-Mindlin micromorphic model [4].

A.2 A true two-scale model: the relaxed micromorphic model limit for $L_c \rightarrow 0$ and $L_c \rightarrow \infty$ in plane strain

The relaxed micromorphic model reduces to a classical Cauchy model for both $L_c \rightarrow 0$ and $L_c \rightarrow \infty$ but with two different stiffnesses, $\mathbb{C}_{\text{macro}}$ and $\mathbb{C}_{\text{micro}}$, respectively. The expressions of such stiffnesses are presented in the next two sections for the plane strain problem.

A.2.1 Limit for $L_c \rightarrow 0$: lower bound macroscopic stiffness $\mathbb{C}_{\text{macro}}$

For the limit $L_c \rightarrow 0$, the equilibrium equations (27) reduce to

$$\begin{aligned} \text{Div}[2\mu_e \text{sym}(D\tilde{u}^\sharp - \tilde{P}^\sharp) + 2\mu_c \text{skew}(D\tilde{u}^\sharp - \tilde{P}^\sharp) + \lambda_e \text{tr}(D\tilde{u}^\sharp - \tilde{P}^\sharp)\mathbb{1}_2] &= \tilde{f}, \\ 2\mu_e \text{sym}(D\tilde{u}^\sharp - \tilde{P}^\sharp) + 2\mu_c \text{skew}(D\tilde{u}^\sharp - \tilde{P}^\sharp) + \lambda_e \text{tr}(D\tilde{u}^\sharp - \tilde{P}^\sharp)\mathbb{1}_2 - 2\mu_{\text{micro}} \text{sym } \tilde{P}^\sharp - \lambda_{\text{micro}} \text{tr}(\tilde{P}^\sharp)\mathbb{1}_2 &= \tilde{M}. \end{aligned} \quad (121)$$

The equation (121)₂ is now algebraic in \tilde{P}^\sharp . Thanks to the orthogonality of the “sym/skew” decomposition, the equation (121)₂ requires that

$$\begin{aligned} 2\mu_c \text{skew}(D\tilde{u}^\sharp - \tilde{P}^\sharp) &= \text{sym } \tilde{M}, \\ 2\mu_e \text{sym}(D\tilde{u}^\sharp - \tilde{P}^\sharp) + \lambda_e \text{tr}(D\tilde{u}^\sharp - \tilde{P}^\sharp)\mathbb{1}_2 - 2\mu_{\text{micro}} \text{sym } \tilde{P}^\sharp - \lambda_{\text{micro}} \text{tr}(\tilde{P}^\sharp)\mathbb{1}_2 &= \text{skew } \tilde{M}. \end{aligned} \quad (122)$$

Since the “sym” operator is not orthogonal to the “tr” operator, we further decompose “sym” into “dev sym” and “tr sym” so that

$$\begin{aligned} 2\mu_c \text{skew}(D\tilde{u}^\sharp - \tilde{P}^\sharp) &= \text{skew } \tilde{M}, \\ 2\mu_e \text{dev}_2 \text{sym}(D\tilde{u}^\sharp - \tilde{P}^\sharp) + \mu_e \text{tr}(D\tilde{u}^\sharp - \tilde{P}^\sharp)\mathbb{1}_2 + \lambda_e \text{tr}(D\tilde{u}^\sharp - \tilde{P}^\sharp)\mathbb{1}_2 &= \text{tr sym } \tilde{M}, \\ -2\mu_{\text{micro}} \text{dev}_2 \text{sym } \tilde{P}^\sharp - \mu_{\text{micro}} \text{tr}(\tilde{P}^\sharp)\mathbb{1}_2 - \lambda_{\text{micro}} \text{tr}(\tilde{P}^\sharp)\mathbb{1}_2 &= \text{sym } \tilde{M}. \end{aligned} \quad (123)$$

note that “tr sym” is the same as “tr”. We also recall here the definition of the volumetric part, the deviatoric part, and the skew-symmetric parts in plane strain case

$$\begin{aligned} \text{2D volumetric part} &:= \frac{1}{2} \text{tr}(\tilde{P}^\sharp)\mathbb{1}_2, \quad \mathbb{1}_2 = \begin{pmatrix} 1 & 0 \\ 0 & 1 \end{pmatrix}, \\ \text{2D deviatoric symmetric part} &:= \frac{\tilde{P}^\sharp + \tilde{P}^{\sharp T}}{2} - \frac{1}{2} \text{tr}(\tilde{P}^\sharp)\mathbb{1}_2 = \text{dev}_2 \text{sym } \tilde{P}^\sharp, \\ \text{2D skew symmetric part} &:= \frac{\tilde{P}^\sharp - \tilde{P}^{\sharp T}}{2}. \end{aligned} \quad (124)$$

With further manipulations and thanks to the orthogonality of the operator “skew”, “dev sym”, and “tr”, the system (123) requires that

$$\begin{aligned} 2\mu_c \text{skew}(D\tilde{u}^\sharp - \tilde{P}^\sharp) &= \text{skew } \tilde{M}, \\ \mu_e \text{dev}_2 \text{sym}(D\tilde{u}^\sharp - \tilde{P}^\sharp) - \mu_{\text{micro}} \text{dev}_2 \text{sym } \tilde{P}^\sharp &= \text{dev sym } \tilde{M}, \\ (\mu_e + \lambda_e) \text{tr}(D\tilde{u}^\sharp - \tilde{P}^\sharp)\mathbb{1}_2 - (\mu_{\text{micro}} + \lambda_{\text{micro}}) \text{tr}(\tilde{P}^\sharp)\mathbb{1}_2 &= \frac{1}{2} \text{tr}(\tilde{M})\mathbb{1}_2. \end{aligned} \quad (125)$$

From equation (125) we can evaluate the expressions for skew \tilde{P}^\sharp , dev sym \tilde{P}^\sharp , and tr \tilde{P}^\sharp as

$$\begin{aligned} \text{skew } D\tilde{u}^\sharp - \frac{1}{2\mu_c} \text{skew } \tilde{M} &= \text{skew } \tilde{P}^\sharp, \\ \frac{\mu_e}{\mu_e + \mu_{\text{micro}}} \text{dev}_2 \text{sym } D\tilde{u}^\sharp - \frac{1}{2(\mu_e + \mu_{\text{micro}})} \text{dev}_2 \text{sym } \tilde{M} &= \text{dev}_2 \text{sym } \tilde{P}^\sharp, \\ \frac{\tilde{\kappa}_e}{\tilde{\kappa}_e + \tilde{\kappa}_{\text{micro}}} \text{tr } D\tilde{u}^\sharp - \frac{1}{2(\tilde{\kappa}_e + \tilde{\kappa}_{\text{micro}})} \text{tr } \tilde{M} &= \text{tr}(\tilde{P}^\sharp). \end{aligned} \quad (126)$$

where $\tilde{\kappa}_e = \mu_e + \lambda_e$ and $\tilde{\kappa}_{\text{micro}} = \mu_{\text{micro}} + \lambda_{\text{micro}}$ are the plane strain bulk moduli.

Substituting back the relations (126) in the equation (121)₁ while also applying the “dev sym”, and “tr” decomposition, we have

$$\begin{aligned} \text{Div}[2\mu_e \text{dev sym} \left(D\tilde{u}^\# - \left(\frac{\mu_e}{\mu_e + \mu_{\text{micro}}} D\tilde{u}^\# \right) \right) + \tilde{\kappa}_e \text{tr} \left(D\tilde{u}^\# - \left(\frac{\tilde{\kappa}_e}{\tilde{\kappa}_e + \tilde{\kappa}_{\text{micro}}} D\tilde{u}^\# \right) \right) \mathbb{1}_2] &= \tilde{f}^*, \\ \iff \text{Div} \left[2 \frac{\mu_e \mu_{\text{micro}}}{\mu_e + \mu_{\text{micro}}} \text{dev}_2 \text{sym} D\tilde{u}^\# + \frac{\tilde{\kappa}_e \tilde{\kappa}_{\text{micro}}}{\tilde{\kappa}_e + \tilde{\kappa}_{\text{micro}}} \text{tr} \left(D\tilde{u}^\# \right) \mathbb{1}_2 \right] &= \tilde{f}^*, \\ \iff \text{Div} [2\mu_{\text{macro}} \text{dev}_2 \text{sym} D\tilde{u}^\# + \tilde{\kappa}_{\text{macro}} \text{tr}(D\tilde{u}^\#) \mathbb{1}_2] &= \tilde{f}^*. \end{aligned} \quad (127)$$

where \tilde{f}^* is defined as

$$\tilde{f}^* := \tilde{f} - \text{Div} \left[\frac{\mu_{\text{macro}}}{\mu_{\text{micro}}} \text{dev}_2 \text{sym} \tilde{M} + \text{skew} \tilde{M} + \frac{1}{2} \frac{\tilde{\kappa}_{\text{macro}}}{\tilde{\kappa}_{\text{micro}}} \text{tr}(\tilde{M}) \mathbb{1}_2 \right]. \quad (128)$$

It is noted that \tilde{f}^* depends on skew \tilde{M} without any multiplicative elastic coefficient because of the choice of an isotropic constitutive law (an isotropic second order skew-symmetric tensor depends on one coefficient). This limit with a concentrated double body force may be instrumental in order to identify the *micro* parameters. The equation (127)₃ is the equilibrium equation for a classical linear elastic isotropic Cauchy continuum with stiffness μ_{macro} and $\tilde{\kappa}_{\text{macro}}$.

The relations for the macro Lamé parameters $(\mu_{\text{macro}}, \lambda_{\text{macro}})$ and the macroscopic bulk modulus for plane strain ($\tilde{\kappa}_{\text{macro}}$) are then

$$\begin{aligned} \mu_{\text{macro}} &:= \frac{\mu_e \mu_{\text{micro}}}{\mu_e + \mu_{\text{micro}}}, & \tilde{\kappa}_{\text{macro}} &:= \frac{\tilde{\kappa}_e \tilde{\kappa}_{\text{micro}}}{\tilde{\kappa}_e + \tilde{\kappa}_{\text{micro}}}, \\ \tilde{\lambda}_{\text{macro}} &:= \frac{(\mu_e + \lambda_e)(\mu_{\text{micro}} + \lambda_{\text{micro}})}{(\mu_e + \lambda_e) + (\mu_{\text{micro}} + \lambda_{\text{micro}})} - \frac{\mu_e \mu_{\text{micro}}}{\mu_e + \mu_{\text{micro}}}, \end{aligned} \quad (129)$$

where $\tilde{\kappa}_{\text{macro}} = \mu_{\text{macro}} + \tilde{\lambda}_{\text{macro}}$. In order to have $\tilde{\lambda}_{\text{macro}} = \lambda_{\text{micro}} = 0$, the only possible condition is again $\lambda_{\text{micro}} = \lambda_e = 0$.

A.2.2 Limit for $L_c \rightarrow \infty$: upper bound microscopic stiffness $\mathbb{C}_{\text{micro}}$

The minimization of an energy functional that incorporate $\mu_M L_c^2 \|\text{Curl} \tilde{P}^\#\|^2$, for the limit $L_c \rightarrow \infty$, requires $\text{Curl} \tilde{P}^\# = 0$, and this implies that the micro-distortion tensor P has to reduce to a gradient field $\tilde{P}^\# \rightarrow D\tilde{v}^\#$ on a simply connected domain and

$$\text{Curl} D\tilde{v}^\# = 0 \quad \forall \tilde{v}^\# \in [C^\infty(\Omega)]^3, \quad (130)$$

thus asserting finite energies of the relaxed micromorphic model for arbitrarily large characteristic length values L_c . The corresponding strain energy density in terms of the reduced kinematics $\{\tilde{u}, \tilde{v}^\#\} : \Omega \rightarrow \mathbb{R}^3$ now reads

$$\begin{aligned} W(D\tilde{u}, D\tilde{v}^\#) &= \mu_e \left\| \text{sym}(D\tilde{u}^\# - D\tilde{v}^\#) \right\|^2 + \mu_c \left\| \text{skew}(D\tilde{u}^\# - D\tilde{v}^\#) \right\|^2 + \frac{\lambda_e}{2} \text{tr}^2(D\tilde{u}^\# - D\tilde{v}^\#) \\ &+ \mu_{\text{micro}} \left\| \text{sym} D\tilde{v}^\# \right\|^2 + \frac{\lambda_{\text{micro}}}{2} \text{tr}^2(D\tilde{v}^\#). \end{aligned} \quad (131)$$

The first variation of the strain energy $I = \int_\Omega W dx$ with respect to the two independent vector fields $\tilde{u}^\#$ and $\tilde{v}^\#$ leads to

$$\delta I^{\tilde{u}} = \int_\Omega \left(2\mu_e \langle \text{sym}(D\tilde{u}^\# - D\tilde{v}^\#), D\delta\tilde{u}^\# \rangle + 2\mu_c \langle \text{skew}(D\tilde{u}^\# - D\tilde{v}^\#), D\delta\tilde{u}^\# \rangle + \lambda_e \langle \text{tr}(D\tilde{u}^\# - D\tilde{v}^\#) \mathbb{1}_2, D\delta\tilde{u}^\# \rangle \right) dx, \quad (132)$$

$$\begin{aligned} \delta I^{\tilde{v}^\#} &= \int_\Omega \left(-2\mu_e \langle \text{sym}(D\tilde{u}^\# - D\tilde{v}^\#), D\delta\tilde{v}^\# \rangle - 2\mu_c \langle \text{skew}(D\tilde{u}^\# - D\tilde{v}^\#), D\delta\tilde{v}^\# \rangle - \lambda_e \langle \text{tr}(D\tilde{u}^\# - D\tilde{v}^\#) \mathbb{1}_2, D\delta\tilde{v}^\# \rangle \right. \\ &\left. + 2\mu_{\text{micro}} \langle \text{sym} D\tilde{v}^\#, D\delta\tilde{v}^\# \rangle + \lambda_{\text{micro}} \langle \text{tr}(D\tilde{v}^\#) \mathbb{1}_2, D\delta\tilde{v}^\# \rangle \right) dx. \end{aligned} \quad (133)$$

The equilibrium equations are now obtained by requiring

$$\delta I^{\tilde{u}^\#} = \langle \tilde{f}, \delta\tilde{u}^\# \rangle, \quad \forall \delta\tilde{u}^\# \quad \text{and} \quad \delta I^{\tilde{v}^\#} = \langle \tilde{M}, D\delta\tilde{v}^\# \rangle, \quad \forall \delta\tilde{v}^\#. \quad (134)$$

where the contributions on the right sides are the virtual work of the external forces \tilde{f} (classical body force) and \tilde{M} (non-symmetric second order double body force tensor), and the equilibrium equations read

$$\begin{aligned} \text{Div} [2\mu_e \text{sym}(D\tilde{u}^\# - D\tilde{v}^\#) + 2\mu_c \text{skew}(D\tilde{u}^\# - D\tilde{v}^\#) + \lambda_e \text{tr}(D\tilde{u}^\# - D\tilde{v}^\#) \mathbb{1}_2] &= \tilde{f}, \\ -\text{Div} [2\mu_e \text{sym}(D\tilde{u}^\# - D\tilde{v}^\#) + 2\mu_c \text{skew}(D\tilde{u}^\# - D\tilde{v}^\#) + \lambda_e \text{tr}(D\tilde{u}^\# - D\tilde{v}^\#) \mathbb{1}_2] \\ + \text{Div} [2\mu_{\text{micro}} \text{sym} D\tilde{v}^\# + \lambda_{\text{micro}} \text{tr}(D\tilde{v}^\#) \mathbb{1}_2] &= \text{Div} \tilde{M}, \end{aligned} \quad (135)$$

where the constraint $\tilde{M}n = 0$ is required on the boundary, with n the normal to the boundary. The term on the left-hand side of equation (135)₂ can be substituted with the right-hand side of (135)₁ and, while keeping the equation (135)₁, we can re-write the system of equations (135) as

$$\begin{aligned} \text{Div} [2\mu_e \text{sym}(D\tilde{u}^\# - D\tilde{v}^\#) + 2\mu_c \text{skew}(D\tilde{u}^\# - D\tilde{v}^\#) + \lambda_e \text{tr}(D\tilde{u}^\# - D\tilde{v}^\#) \mathbb{1}_2] &= \tilde{f}, \\ \text{Div} [2\mu_{\text{micro}} \text{sym} D\tilde{v}^\# + \lambda_{\text{micro}} \text{tr}(D\tilde{v}^\#) \mathbb{1}_2] &= \tilde{f} + \text{Div} \tilde{M}. \end{aligned} \quad (136)$$

The only case in which $\tilde{v}^\# = \tilde{u}^\#$ is an admissible solution is if the classical body forces \tilde{f} are zero. In this case (136) reduces to

$$\text{Div} \sigma_{\text{micro}} = \text{Div} [2\mu_{\text{micro}} \text{sym} D\tilde{u}^\# + \lambda_{\text{micro}} \text{tr}(D\tilde{u}^\#) \mathbb{1}_2] = \text{Div} \tilde{M}, \quad (137)$$

which is an equilibrium equation of the classical elasticity type with a micro stiffness given by μ_{micro} and λ_{micro} and a body force vector equal to $\text{Div} \tilde{M}$.

A.3 Some particular cases of the relaxed micromorphic model

A.3.1 The pure relaxed micromorphic equations

If we set $\mu_c = 0$, the force stress tensor σ becomes symmetric and the model reduces to

$$\begin{aligned} \text{Div} \left[\overbrace{2\mu_e \text{sym}(\mathbb{D}\tilde{u}^\sharp - \tilde{P}^\sharp) + \lambda_e \text{tr}(\mathbb{D}\tilde{u}^\sharp - \tilde{P}^\sharp)\mathbb{1}_2}^{\sigma :=} \right] &= \tilde{f}, \\ \sigma - 2\mu_{\text{micro}} \text{sym} \tilde{P}^\sharp - \lambda_{\text{micro}} \text{tr}(\tilde{P}^\sharp)\mathbb{1}_2 - \mu_M L_c^2 \tilde{a} \text{Curl} \text{Curl}_{2D} \tilde{P}^\sharp &= \tilde{M}, \end{aligned} \quad (138)$$

$$\tilde{M} = \begin{pmatrix} M_{11} & M_{12} & 0 \\ M_{21} & M_{22} & 0 \\ 0 & 0 & 0 \end{pmatrix}, \quad \tilde{f} = \begin{pmatrix} f_1 \\ f_2 \\ 0 \end{pmatrix}.$$

In components we have

$$\begin{aligned} (\lambda_e + 2\mu_e)(u_{1,11} - P_{11,1}) + \lambda_e(u_{2,12} - P_{22,1}) + \mu_e(-P_{12,2} - P_{21,2} + u_{1,22} + u_{2,12}) &= f_1, \\ (\lambda_e + 2\mu_e)(u_{2,22} - P_{22,2}) + \lambda_e(u_{1,12} - P_{11,2}) + \mu_e(-P_{12,1} - P_{21,1} + u_{1,12} + u_{2,11}) &= f_2, \\ \tilde{\mu}_M L_c^2 \tilde{a} (P_{11,22} - P_{12,12}) - P_{11}(\lambda_e + \lambda_m + 2(\mu_e + \mu_m)) - (\lambda_e + \lambda_m)P_{22} + (\lambda_e + 2\mu_e)u_{1,1} + \lambda_e u_{2,2} &= M_{11}, \\ -\tilde{\mu}_M L_c^2 \tilde{a} (P_{11,12} - P_{12,11}) - (\mu_e + \mu_m)P_{12} - (\mu_e + \mu_m)P_{21} + \mu_e(u_{1,2} + u_{2,1}) &= M_{12}, \\ \tilde{\mu}_M L_c^2 \tilde{a} (P_{21,22} - P_{22,12}) - (\mu_e + \mu_m)P_{12} - (\mu_e + \mu_m)P_{21} + \mu_e(u_{1,2} + u_{2,1}) &= M_{21}, \\ -\tilde{\mu}_M L_c^2 \tilde{a} (P_{21,12} - P_{22,11}) - P_{22}(\lambda_e + \lambda_m + 2(\mu_e + \mu_m)) - (\lambda_e + \lambda_m)P_{11} + (\lambda_e + 2\mu_e)u_{2,2} + \lambda_e u_{1,1} &= M_{22}. \end{aligned} \quad (139)$$

A.3.2 The relaxed micromorphic model with zero micro and macro Poisson's ratio

If we set $\lambda_{\text{micro}} = \lambda_e = 0$, which implies $\lambda_{\text{macro}} = 0$, the equilibrium equations (27) reduce to

$$\begin{aligned} \text{Div} [2\mu_e \text{sym}(\mathbb{D}\tilde{u}^\sharp - \tilde{P}^\sharp) + 2\mu_c \text{skew}(\mathbb{D}\tilde{u}^\sharp - \tilde{P}^\sharp)] &= \tilde{f}, \\ 2\mu_e \text{sym}(\mathbb{D}\tilde{u}^\sharp - \tilde{P}^\sharp) + 2\mu_c \text{skew}(\mathbb{D}\tilde{u}^\sharp - \tilde{P}^\sharp) - 2\mu_{\text{micro}} \text{sym} \tilde{P}^\sharp - \mu_M L_c^2 \tilde{a} \text{Curl} \text{Curl}_{2D} \tilde{P}^\sharp &= \tilde{M}. \end{aligned} \quad (140)$$

Componentwise we have

$$\begin{aligned} \mu_c(u_{1,22} - u_{2,12} + P_{21,2} - P_{12,2}) + \mu_e(u_{1,22} + 2u_{1,11} + u_{2,12} - 2P_{11,1} - P_{12,2} - P_{21,2}) &= f_1, \\ \mu_c(P_{12,1} - P_{21,1} - u_{1,12} + u_{2,11}) + \mu_e(u_{1,12} + 2u_{2,22} + u_{2,11} - P_{12,1} - P_{21,1} - 2P_{22,2}) &= f_2, \\ \tilde{a}\mu_M L_c^2 (P_{11,22} - P_{12,12}) + 2\mu_e(u_{1,1} - P_{11}) - 2\mu_m P_{11} &= M_{11}, \\ \tilde{a}\mu_M L_c^2 (P_{12,11} - P_{11,12}) + \mu_c(u_{1,2} - u_{2,1} - P_{12} + P_{21}) + \mu_e(u_{1,2} + u_{2,1} - P_{12} - P_{21}) - \mu_m(P_{12} + P_{21}) &= M_{12}, \\ \tilde{a}\mu_M L_c^2 (P_{21,22} - P_{22,12}) + \mu_c(u_{2,1} - u_{1,2} + P_{12} - P_{21}) + \mu_e(u_{1,2} + u_{2,1} - P_{12} - P_{21}) - \mu_m(P_{12} + P_{21}) &= M_{21}, \\ \tilde{a}\mu_M L_c^2 (P_{22,11} - P_{21,12}) + 2\mu_e(u_{2,2} - P_{22}) - 2\mu_m P_{22} &= M_{22}, \end{aligned} \quad (141)$$

where we used the abbreviation $\mu_m = \mu_{\text{micro}}$. The conditions for existence and uniqueness for the model in (140) are

$$\mu_e > 0, \quad \mu_{\text{micro}} > 0, \quad \mu_M L_c^2 \tilde{a} > 0, \quad \mu_c \geq 0. \quad (142)$$

For $\mu_c \equiv 0$, in order to guarantee existence and uniqueness, one needs tangential boundary conditions for \tilde{P} , while for $\mu_c > 0$, one does not need boundary conditions for \tilde{P} in order to guarantee existence and uniqueness.

A.3.3 The relaxed micromorphic model with one curvature parameter, a zero Cosserat couple modulus, and a zero micro and macro Poisson's ratio

If in addition to the simplifications of Sec. A.3.2 we also set $\mu_c = 0$, the equilibrium equations (140) further reduce to

$$\text{Div} [2\mu_e \text{sym}(\mathbb{D}\tilde{u}^\sharp - \tilde{P}^\sharp)] = \tilde{f}, \quad 2\mu_e \text{sym}(\mathbb{D}\tilde{u}^\sharp - \tilde{P}^\sharp) - 2\mu_{\text{micro}} \text{sym} \tilde{P}^\sharp - \mu_M L_c^2 \tilde{a} \text{Curl} \text{Curl}_{2D} \tilde{P}^\sharp = \tilde{M}. \quad (143)$$

This represents the most simple set of equations for the plane strain relaxed micromorphic model. In components we have

$$\begin{aligned} \mu_e(-2P_{11,1} - P_{12,2} - P_{21,2} + u_{1,22} + 2u_{1,11} + u_{2,12}) &= f_1, \\ \mu_e(-P_{12,1} - P_{21,1} - 2P_{22,2} + u_{1,12} + 2u_{2,22} + u_{2,11}) &= f_2, \\ \mu_M L_c^2 \tilde{a} (P_{11,22} - P_{12,12}) - 2(\mu_e + \mu_m)P_{11} + 2\mu_e u_{1,1} &= M_{11}, \\ -\mu_M L_c^2 \tilde{a} (P_{11,12} - P_{12,11}) - (\mu_e + \mu_m)P_{12} - (\mu_e + \mu_m)P_{21} + \mu_e(u_{1,2} + u_{2,1}) &= M_{12}, \\ \mu_M L_c^2 \tilde{a} (P_{21,22} - P_{22,12}) - (\mu_e + \mu_m)P_{12} - (\mu_e + \mu_m)P_{21} + \mu_e(u_{1,2} + u_{2,1}) &= M_{21}, \\ -\mu_M L_c^2 \tilde{a} (P_{21,12} - P_{22,11}) - 2(\mu_e + \mu_m)P_{22} + 2\mu_e u_{2,2} &= M_{22}. \end{aligned} \quad (144)$$

A.4 Subclasses of the relaxed micromorphic model as singular limits

A.4.1 The isotropic micro-stretch model in dislocation form as a particular case of the relaxed micromorphic model

The micro-stretch model in dislocation format [5, 27, 49, 52, 70] can be obtained from the relaxed micromorphic model by letting formally $\mu_{\text{micro}} \rightarrow \infty$, while $\kappa_{\text{micro}} < \infty$. For bounded energy, the micro-distortion tensor P must be devoid from the deviatoric component $\text{dev sym } P = 0 \Leftrightarrow P = A + \omega \mathbb{1}$, $A \in \mathfrak{so}(3)$, $\omega \in \mathbb{R}$. The expression of the strain energy for this model in dislocation format can then be written as [52] (using Curl as the curvature measure)

$$W(Du, A, \omega, \text{Curl}(A + \omega \mathbb{1})) = \mu_{\text{macro}} \|\text{dev sym } Du\|^2 + \frac{\kappa_e}{2} \text{tr}^2(Du - \omega \mathbb{1}) + \mu_c \|\text{skew}(Du - A)\|^2 + \frac{9}{2} \kappa_{\text{micro}} \omega^2 \quad (145)$$

$$+ \frac{\mu_M L_c^2}{2} \left(a_1 \|\text{dev sym } \text{Curl } A\|^2 + a_2 \|\text{skew } \text{Curl}(A + \omega \mathbb{1})\|^2 + \frac{a_3}{3} \text{tr}^2(\text{Curl } A) \right),$$

since $\text{Curl}(\omega \mathbb{1}) \in \mathfrak{so}(3)$. The equilibrium equations, in the absence of body forces, are obtained by variation of (u, A, ω) respectively and read

$$\text{Div} \left[\overbrace{2\mu_{\text{macro}} \text{dev sym } Du + \kappa_e \text{tr}(Du - \omega \mathbb{1}) \mathbb{1} + 2\mu_c \text{skew}(Du - A)}^{\tilde{\sigma} :=} \right] = f,$$

$$2\mu_c \text{skew}(Du - A) - \mu_M L_c^2 \text{skew } \text{Curl} \left(a_1 \text{dev sym } \text{Curl } A + a_2 \text{skew } \text{Curl}(A + \omega \mathbb{1}) + \frac{a_3}{3} \text{tr}(\text{Curl } A) \mathbb{1} \right) = \text{skew } M, \quad (146)$$

$$\text{tr} \left[\kappa_e \text{tr}(Du - \omega \mathbb{1}) \mathbb{1} - \kappa_{\text{micro}} \text{tr}(\omega \mathbb{1}) \mathbb{1} - \mu_M L_c^2 a_2 \text{Curl} \text{skew } \text{Curl}(\omega \mathbb{1} + A) \right] = \text{tr}(M).$$

Under the plane-strain hypothesis only the in-plane components of the kinematic fields are different from zero and they only depend on (x_1, x_2) . The structure of the kinematic fields $(\tilde{u}, \tilde{A}, \tilde{\omega})$ are

$$\tilde{u} = \begin{pmatrix} u_1 \\ u_2 \\ 0 \end{pmatrix}, \quad \tilde{A} = \begin{pmatrix} 0 & A_{12} & 0 \\ -A_{22} & 0 & 0 \\ 0 & 0 & 0 \end{pmatrix}, \quad \omega \tilde{\mathbb{1}}_2 = \omega \begin{pmatrix} 1 & 0 & 0 \\ 0 & 1 & 0 \\ 0 & 0 & 0 \end{pmatrix},$$

$$\text{Curl}(\tilde{A} + \omega \tilde{\mathbb{1}}_2) = \begin{pmatrix} 0 & 0 & A_{12,1} - \omega_{,2} \\ 0 & 0 & A_{12,2} + \omega_{,1} \\ 0 & 0 & 0 \end{pmatrix}, \quad (147)$$

$$\text{Curl } \text{Curl}(\tilde{A} + \omega \tilde{\mathbb{1}}_2) = \begin{pmatrix} A_{12,12} - \omega_{,22} & \omega_{,12} - A_{12,11} & 0 \\ A_{12,11} + \omega_{,12} & -A_{12,12} - \omega_{,11} & 0 \\ 0 & 0 & 0 \end{pmatrix}.$$

Under the plane-strain assumption, the equilibrium equations in components read now

$$-2\mu_c A_{12,2} + (\kappa_e + \mu_e) u_{1,11} + \kappa_e u_{2,12} - 2\kappa_e \omega_{,1} + (\mu_c + \mu_e) u_{1,22} - \mu_c u_{2,12} = f_1,$$

$$2\mu_c A_{12,1} + (\kappa_e - \mu_c) u_{1,12} + (\kappa_e + \mu_e) u_{2,22} - 2\kappa_e \omega_{,2} + (\mu_c + \mu_e) u_{2,11} = f_2, \quad (148)$$

$$\frac{1}{2} \mu_M L_c^2 \tilde{a} (A_{12,22} + A_{12,11}) + \mu_c (-2A_{12} + u_{1,2} - u_{2,1}) = \frac{M_{12} - M_{21}}{2},$$

$$\frac{1}{2} \mu_M L_c^2 \tilde{a} (\omega_{,22} + \omega_{,11}) - 2(\kappa_e + \kappa_m) \omega + \kappa_e (u_{1,1} + u_{2,2}) = \frac{M_{11} + M_{22}}{2}.$$

A.4.2 The isotropic Cosserat model in dislocation form as a particular case of the relaxed micromorphic model

If we take the limit for $\lambda_{\text{micro}}, \mu_{\text{micro}} \rightarrow \infty$ ($\mathbb{C}_{\text{micro}} \rightarrow \infty$), the isotropic relaxed micromorphic model is particularised to the linear Cosserat model [12, 52]. The expression of the strain energy for the isotropic Cosserat continuum can be equivalently written in dislocation format as (using Curl as the curvature measure)

$$W(Du, A, \text{Curl } A) = \mu_{\text{macro}} \|\text{sym } Du\|^2 + \mu_c \|\text{skew}(Du - A)\|^2 + \frac{\lambda_{\text{macro}}}{2} \text{tr}^2(Du) \quad (149)$$

$$+ \frac{\mu_M L_c^2}{2} \left(a_1 \|\text{dev sym } \text{Curl } A\|^2 + a_2 \|\text{skew } \text{Curl } A\|^2 + \frac{a_3}{3} \text{tr}^2(\text{Curl } A) \right),$$

The Cosserat model features the classical displacement field $u \in \mathbb{R}^3$ and the infinitesimal micro-rotation tensor $A \in \mathfrak{so}(3)$, i.e. A is a skew-symmetric second order tensor. The system of equilibrium equations reads

$$\text{Div} \left[\overbrace{2\mu_e \text{sym } Du + 2\mu_c \text{skew}(Du - A) + \lambda_e \text{tr}(Du) \mathbb{1}}^{\sigma :=} \right] = f,$$

$$2\mu_c \text{skew}(Du - A) - \underbrace{\text{skew } \text{Curl} \left(\mu_M L_c^2 \left(a_1 \text{dev sym } \text{Curl } A + a_2 \text{skew } \text{Curl } A + \frac{a_3}{3} \text{tr}(\text{Curl } A) \mathbb{1} \right) \right)}_{m :=} = \text{skew } M. \quad (150)$$

Here, $\mu_c > 0$ is called the Cosserat couple modulus. The skew-operator in equation (150)₂ appears because of the reduced kinematics and skew M is the skew-symmetric part of the body volume moment tensor. Note that there is *no* equation like $\text{Div } \sigma_{\text{micro}} = \text{Div } \text{skew } M$ here and taking $\mu_c > 0$ is mandatory for coupling both equations in (150).

Under the plane-strain hypothesis only the in-plane components are different from zero and they only depend on (x_1, x_2) . The structure of the kinematic fields are reported below in (151)

$$u = [u_1, u_2, 0]^T, \quad Du = \begin{pmatrix} u_{1,1} & u_{1,2} & 0 \\ u_{2,1} & u_{2,2} & 0 \\ 0 & 0 & 0 \end{pmatrix}, \quad \tilde{A} = \begin{pmatrix} 0 & A_{12} & 0 \\ -A_{12} & 0 & 0 \\ 0 & 0 & 0 \end{pmatrix}, \quad (151)$$

$$\text{Curl } \tilde{A} = \begin{pmatrix} 0 & 0 & A_{12,1} \\ 0 & 0 & A_{21,2} \\ 0 & 0 & 0 \end{pmatrix}, \quad \text{skew Curl Curl } \tilde{A} = \begin{pmatrix} 0 & -(A_{12,11} + A_{12,22}) & 0 \\ A_{12,11} + A_{12,22} & 0 & 0 \\ 0 & 0 & 0 \end{pmatrix}.$$

Moreover, since

$$\text{tr}(\text{Curl } \tilde{A}) = 0, \quad \text{and} \quad \left\| \text{dev sym Curl } \tilde{A} \right\|^2 = \left\| \text{sym Curl } \tilde{A} \right\|^2 = \left\| \text{skew Curl } \tilde{A} \right\|^2 = \frac{1}{2} \left\| \text{Curl } \tilde{A} \right\|^2, \quad (152)$$

under the plane-strain hypothesis, the model will just depend on one cumulative parameter $\tilde{a} := \frac{(a_1 + a_2)}{2}$, and the equilibrium equations (150) reduce to (see the \sharp -notation in (14))

$$\text{Div} \left[\overbrace{2\mu_e \text{sym } D\tilde{u}^\sharp + 2\mu_c \text{skew} \left(D\tilde{u}^\sharp - \tilde{A}^\sharp \right) + \lambda_e \text{tr}(D\tilde{u}^\sharp) \mathbb{1}}^{\sigma :=} \right] = \tilde{f},$$

$$2\mu_c \text{skew} \left(D\tilde{u}^\sharp - \tilde{A}^\sharp \right) - \mu_M L_c^2 \tilde{a} \text{skew Curl} \underbrace{\text{Curl}_{2D} \tilde{A}^\sharp}_{m :=} = \text{skew } \tilde{M}. \quad (153)$$

Note the additional appearance of the skew-operator due to the reduced kinematics of the Cosserat model. Moreover, the Cosserat model is only operative for positive Cosserat couple modulus $\mu_c > 0$, in contrast to the relaxed micromorphic model. Finally, the equilibrium equations in component form read

$$\begin{aligned} -2\mu_c A_{12,2} + (\lambda_e - \mu_c + \mu_e) u_{2,12} + (\lambda_e + 2\mu_e) u_{1,11} + (\mu_c + \mu_e) u_{1,22} &= f_1, \\ 2\mu_c A_{12,1} + (\lambda_e - \mu_c + \mu_e) u_{1,12} + (\lambda_e + 2\mu_e) u_{2,22} + (\mu_c + \mu_e) u_{2,11} &= f_2, \\ \frac{1}{2} \mu_M L_c^2 \tilde{a} (A_{12,22} + A_{12,11}) + \mu_c (-2A_{12} + u_{1,2} - u_{2,1}) &= \frac{M_{12} - M_{21}}{2}. \end{aligned} \quad (154)$$

A.4.3 Classical isotropic linear elasticity in plane strain

The plane-strain system of standard classical linear elasticity ($L_c \rightarrow 0$) reads

$$\text{Div} \left[\overbrace{2\mu_{eM} \text{sym } D\tilde{u}^\sharp + \lambda_M \text{tr}(D\tilde{u}^\sharp) \mathbb{1}}^{\sigma :=} \right] = \tilde{f}, \quad (155)$$

and the component form is

$$\begin{aligned} (\lambda_M + \mu_M) u_{2,12} + (\lambda_M + 2\mu_M) u_{1,11} + \mu_M u_{1,22} &= f_1, \\ (\lambda_M + \mu_M) u_{1,12} + (\lambda_M + 2\mu_M) u_{2,22} + \mu_M u_{2,11} &= f_2, \end{aligned}$$

The Fourier system in this case assumes the well-known form

$$\begin{aligned} -((\lambda_M + 2\mu_M) \xi_1^2 + \mu_M \xi_2^2) \hat{u}_1 - (\lambda_M + \mu_M) \xi_1 \xi_2 \hat{u}_2 &= \hat{f}_1, \\ -(\lambda_M + \mu_M) \xi_1 \xi_2 \hat{u}_1 - ((\lambda_M + 2\mu_M) \xi_2^2 + \mu_M \xi_1^2) \hat{u}_2 &= \hat{f}_2, \end{aligned} \quad (156)$$

and the Fourier determinant becomes

$$\det \mathbb{A}_{\text{lin.elast}}(\xi) = \mu_M (\lambda_M + 2\mu_M) \xi^4. \quad (157)$$

A.5 Properties of the second kind modified Bessel functions

Here we show some well known relations regarding the second kind modified Bessel functions $K_n[z]$ that have been used in the derivation of the Green's functions in (46) and (74) of the relaxed micromorphic medium. Also we derive some useful limits that were employed for passing from the general relaxed micromorphic model to other generalized continua.

The modified Bessel functions $K_n[r]$ are solutions of the ODE

$$z^2 u''(z) + z u'(z) - (z^2 + n^2) u(z) = 0. \quad (158)$$

Some useful recurrence relations for the second kind modified Bessel functions $K_n[r]$ are [20]:

$$K_{n+1}[z] = K_{n-1}[z] + \frac{2n}{z} K_n[z], \quad K_n[z] = K_{-n}[z], \quad n \geq 0 \quad (159)$$

If $z = (x_1^2 + x_2^2)^{1/2} > 0$, we derive the first and second derivatives of $K_n[z]$ w.r.t x_i as

$$\begin{cases} \partial_{x_i} K_n[z] = -\frac{x_i}{2z} (K_{n+1}[z] + K_{n-1}[z]) \\ \partial_{x_i} \partial_{x_j} K_n[z] = \frac{x_i x_j}{4z^2} (K_{n+2}[z] + 2K_n[z] + K_{n-2}[z]) - \frac{1}{2z} \left(\delta_{ij} - \frac{x_i x_j}{2z^2} \right) (K_{n+1}[z] + K_{n-1}[z]) \end{cases}, \quad n \geq 0. \quad (160)$$

where δ_{ij} is the Kronecker delta. These equations have been employed for the derivation of the Green's functions of the relaxed micromorphic plane strain theory.

For small argument $z \rightarrow 0$ we have the asymptotic relation [20]:

$$K_n[z] \sim \begin{cases} -\ln \frac{z}{2} - b, & \text{for } n = 0, \\ \frac{\Gamma[n]}{2} \left(\frac{z}{2} \right)^n & \text{for } n > 0, \end{cases} \quad (161)$$

where b is the Euler constant and $\Gamma[\cdot]$ is the Gamma function.

For large argument $z \rightarrow \infty$ we have the asymptotic relation [20]:

$$K_n[z] \sim \sqrt{\frac{\pi}{2z}} e^{-z} \quad \text{for } n \geq 0, \quad (162)$$

which show that all K_n functions become quickly zero at infinity with exponential rate.

We now prove some limits that appear in the main text.

$$\lim_{z \rightarrow 0} \left(\frac{2}{z^2} - K_2[z] \right) = \frac{1}{2}, \quad \lim_{z \rightarrow 0} \left(\frac{1}{z} - K_1[z] \right) = 0, \quad \lim_{z \rightarrow 0} z K_1[az] = a^{-1}, \quad \lim_{z \rightarrow 0} z^2 K_0[z] = 0, \quad \lim_{z \rightarrow 0} K_0[z] = -\ln z. \quad (163)$$

Now the first three limits are easily derived by expanding $K_2[z]$ and $K_1[z]$ in series as $z \rightarrow 0$. We have: $K_2[z] = 2/z^2 - 1/2 + O(z^2)$ and $K_1[z] = 1/z + O(z)$. The last limit is a direct consequence of (161) and the fact that $\lim_{z \rightarrow 0} z^n \ln z = 0$, $n > 0$. The above results cover the limit cases (52), (76), (84) where $\ell_2 \rightarrow \infty$ or $\mu_c = 0$.

Accordingly, we have

$$\lim_{z \rightarrow \infty} z^2 K_0[z] = 0, \quad \lim_{z \rightarrow \infty} z K_1[z] = 0, \quad \lim_{z \rightarrow \infty} \left(\frac{2}{z^2} - K_2[z] \right) = 0, \quad (164)$$

which are direct consequence of (162). The above results cover the limit cases (64), (81) where $\ell_j \rightarrow 0$.