



**HAL**  
open science

## Charge transfer dissociation (CTD): a new activation method in Evry for probing the structure of natural or synthetic compounds

Jean-Yves Salpin, Salomé Poyer, William Buchmann, Riccardo Spezia, Régis Daniel, Glen P. Jackson

### ► To cite this version:

Jean-Yves Salpin, Salomé Poyer, William Buchmann, Riccardo Spezia, Régis Daniel, et al.. Charge transfer dissociation (CTD): a new activation method in Evry for probing the structure of natural or synthetic compounds. 39th informal meeting on mass spectrometry, May 2023, Paris, France. hal-04247713

**HAL Id: hal-04247713**

**<https://hal.science/hal-04247713>**

Submitted on 18 Oct 2023

**HAL** is a multi-disciplinary open access archive for the deposit and dissemination of scientific research documents, whether they are published or not. The documents may come from teaching and research institutions in France or abroad, or from public or private research centers.

L'archive ouverte pluridisciplinaire **HAL**, est destinée au dépôt et à la diffusion de documents scientifiques de niveau recherche, publiés ou non, émanant des établissements d'enseignement et de recherche français ou étrangers, des laboratoires publics ou privés.

# Charge transfer dissociation (CTD): a new activation method in Evry for probing the structure of natural or synthetic compounds




Jean-Yves Salpin<sup>1</sup>, Salomé Poyer<sup>1</sup>, William Buchmann<sup>1</sup>, Riccardo Spezia<sup>1,2</sup>, Régis Daniel<sup>1</sup>, Glen P. Jackson<sup>3</sup>

1- LAMBE – Laboratoire Analyse, Modélisation, Matériaux pour la Biologie et l'Environnement – UMR 8587, Evry, France

2- Laboratoire de Chimie Théorique – UMR 7616, Paris, France

3- West Virginia University – Department of Forensic and Investigative Science, Morgantown, Etats-Unis

## Introduction



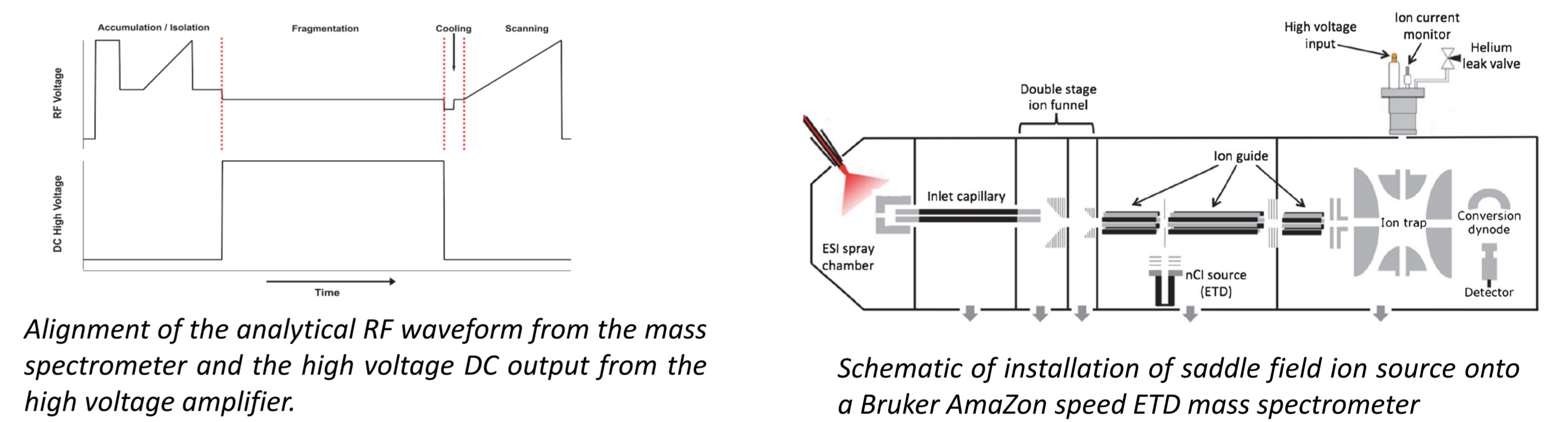
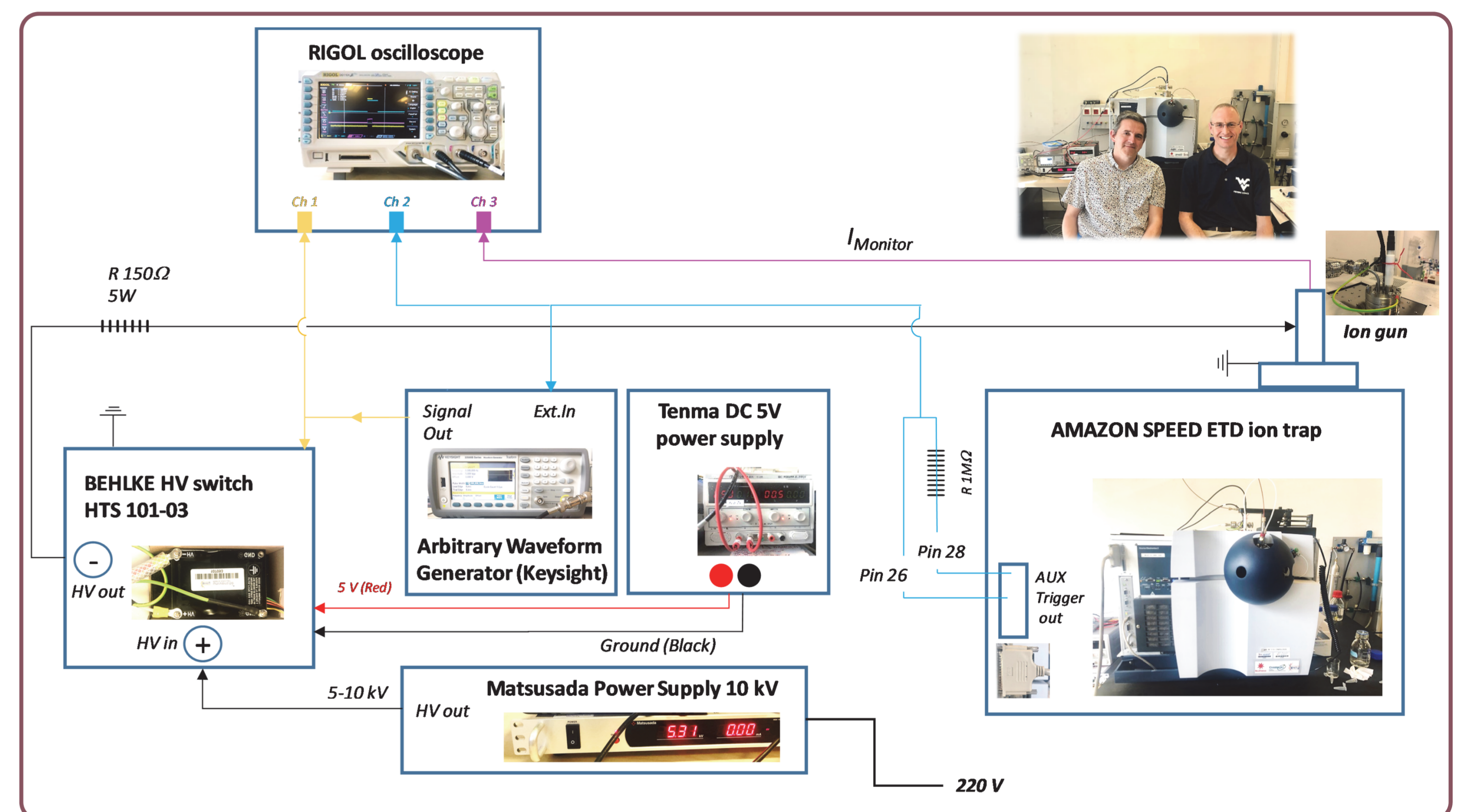
The combination of soft ionization methods with tandem mass spectrometry (MS/MS or MS<sup>n</sup>) has become an essential tool for the fine structural analysis of biomolecules. The most popular MS/MS method is based on collision-induced dissociation (CID) of the gas-phase analyte. However, this method suffers several limitations, such as incomplete fragmentation or the loss of labile chemical functional groups, leading to a loss of structural information. To reach a more complete characterization, especially for biomolecules with high isomerism, new activation methods have been developed for several years, including Charge Transfer Dissociation (CTD). We have implemented the CTD fragmentation method in 2022 on an ion trap of the LAMBE mass spectrometry platform.

## Principle of Charge Transfer Dissociation (CTD)

- Charge Transfer Dissociation has been recently introduced.[1]
- CTD is based on the collision between strongly accelerated (keV) He<sup>+</sup> ions and a precursor ion. This method allows a charge exchange process, leading to the formation of radical ions.
 
$$[M+H]^+ + He^+ \longrightarrow [M+H]^{2+} + He \longrightarrow \text{Fragments}$$

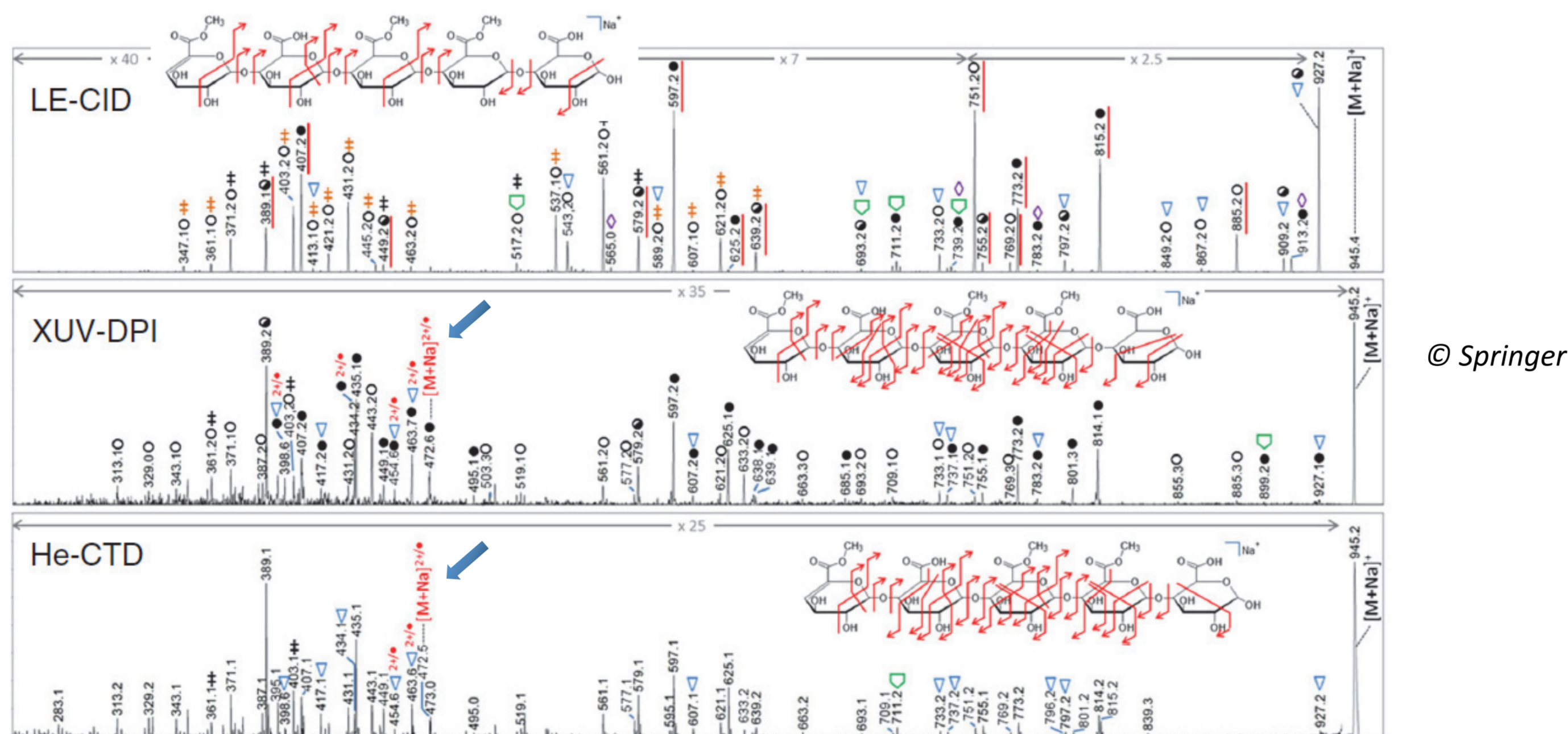
$$[M-nH]^{n-} + He^+ \longrightarrow [M+nH]^{(n-1)-} + He \longrightarrow \text{Fragments}$$
- CTD can be applied to both positive and negative ions, unlike commercial ETD setups limited to positive ions.
- Unlike ETD, no need to generate multiply-charged positive ions.
- The fragmentation of these radical ions lead to very informative spectra, and to structural information complementary to collision induced dissociation (CID), as shown for proteins [2] and polysaccharides [3].
- Generally, numerous fragment ions of low abundance.
- 2 CTD setups in France (see also BIBS platform, INRAE Nantes)

## Instrumental modification



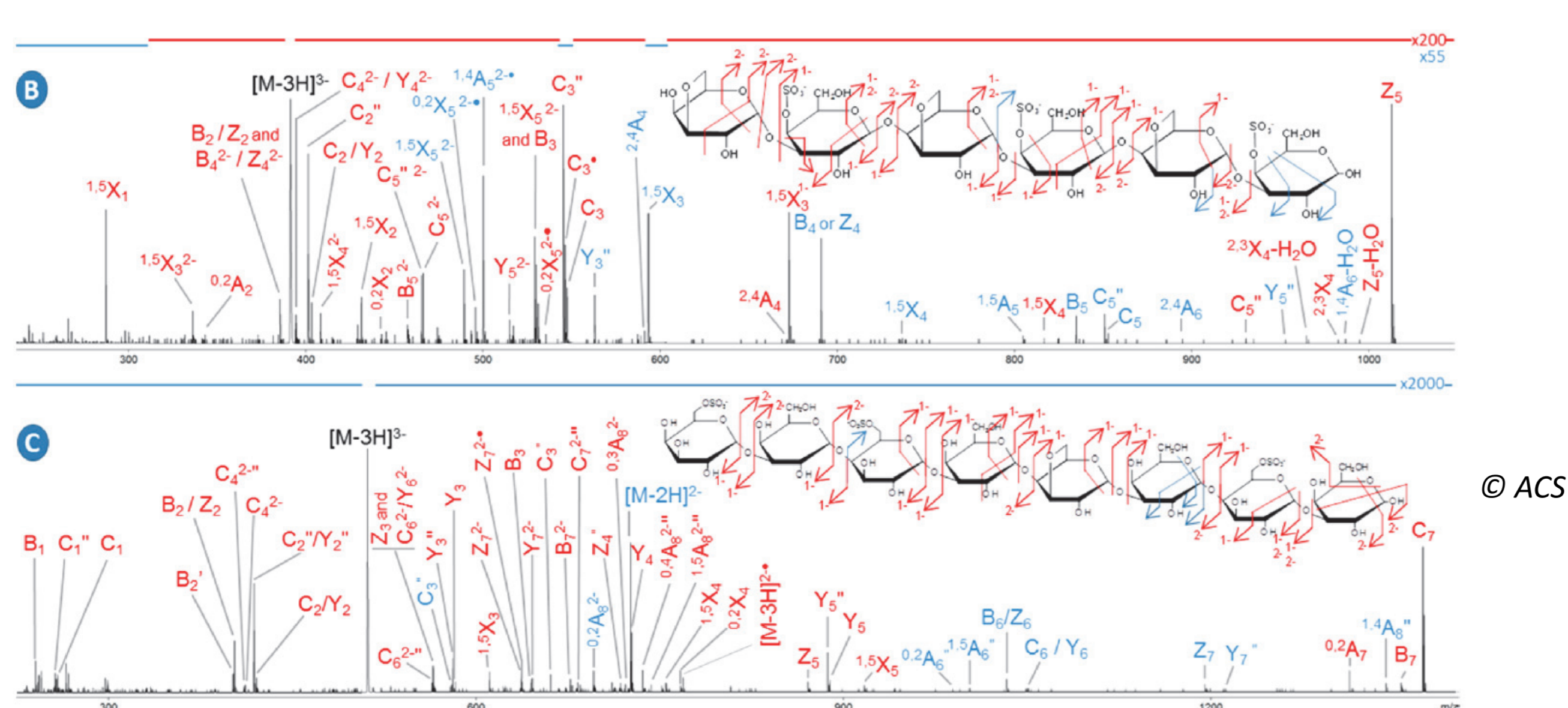
## Examples

- CTD of sodiated saccharides : precursor ion :  $[M+Na]^+ \rightarrow [M+Na]^{2+}$ .



Ropartz et al., *J. Am. Soc. Mass Spectrom.*, 27, 1614 (2016)

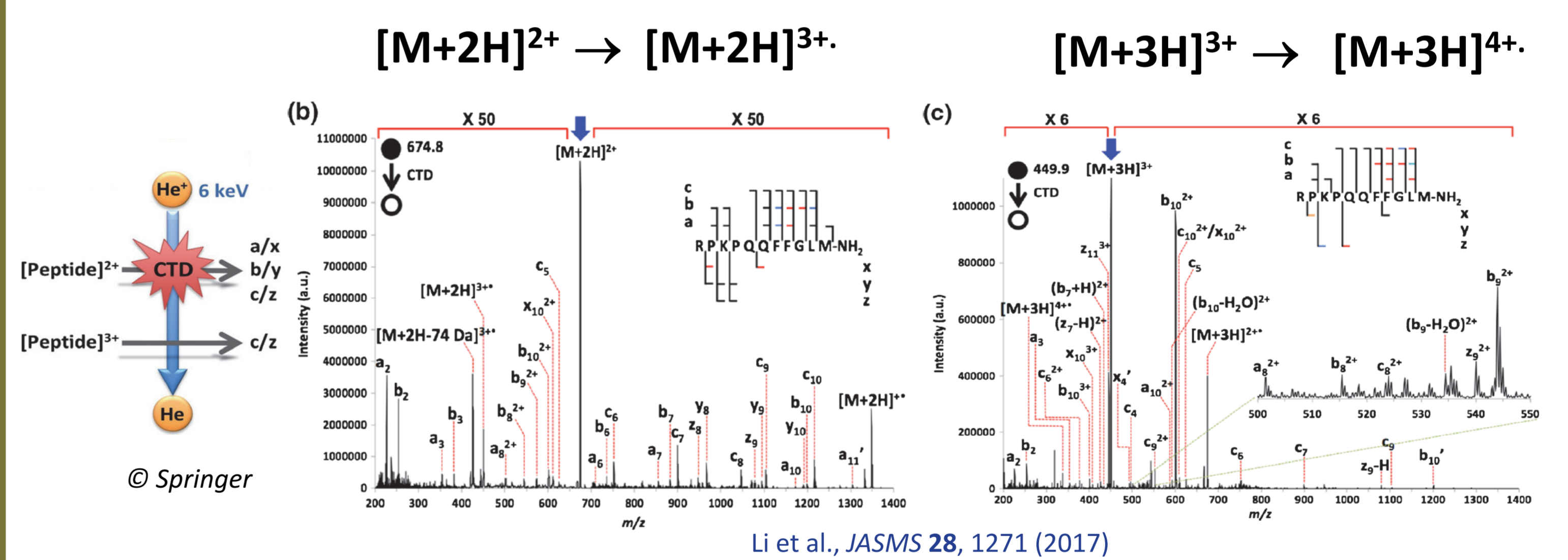
- CTD of sulfated polysaccharides : precursor ion :  $[M-3H]^{3-} \rightarrow [M-3H]^{2-}$ .



Ropartz et al., *Anal. Chem.* 89, 3824 (2017)

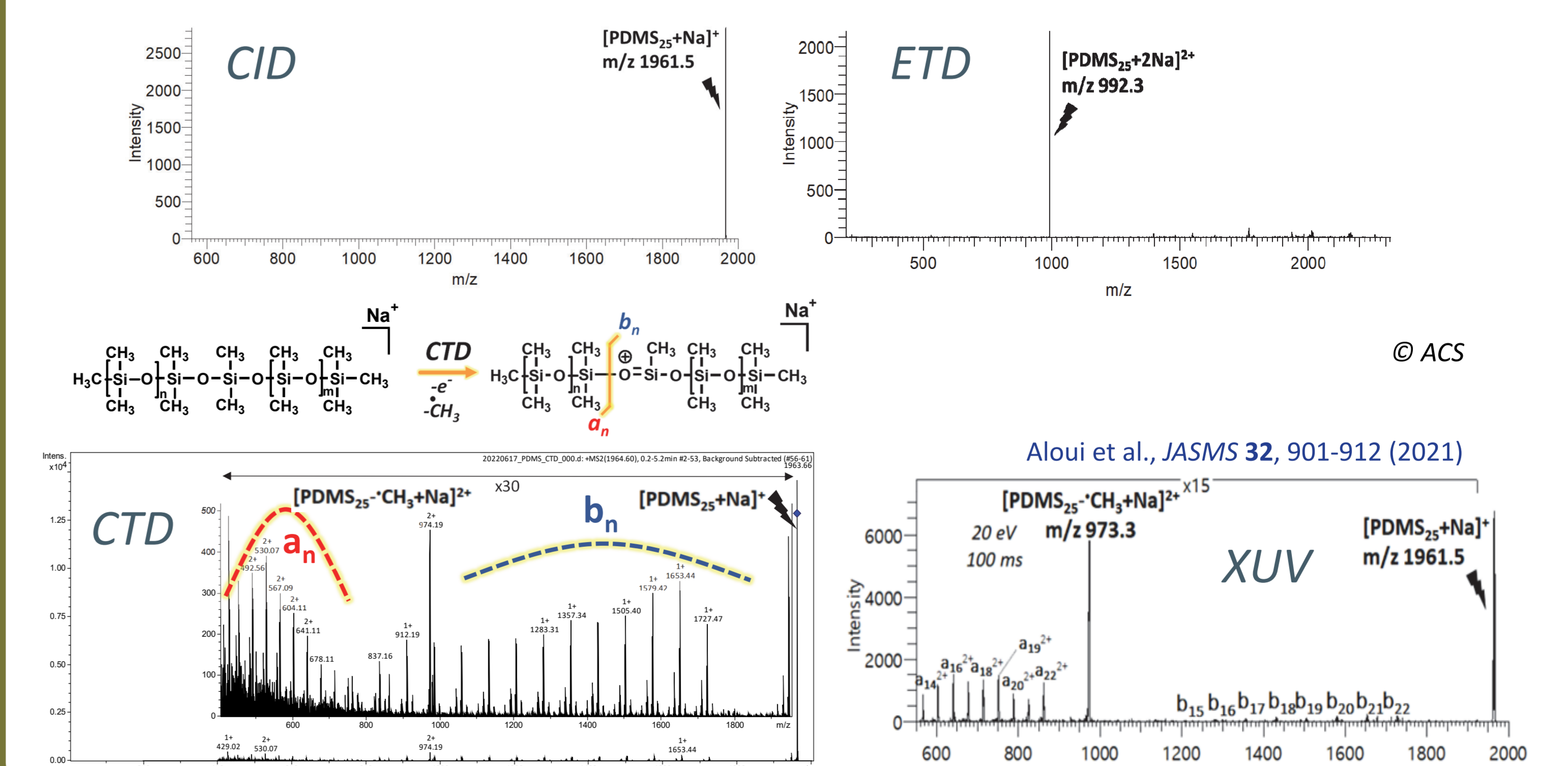
## Examples

- CTD of peptides (substance P)



Li et al., *JASMS* 28, 1271 (2017)

- CTD of synthetic polymers



Aloui et al., *JASMS* 32, 901-912 (2021)

## References

- Hoffmann WD., Jackson GP. *J. Am. Soc. Mass Spectrom.* 25, 1939-1943 (2014).
- Li P., Jackson GP. *J. Am. Soc. Mass Spectrom.* 28, 1271-1281 (2017).
- Ropartz D., Li P., Jackson GP., Rogniaux H. *Anal. Chem.* 89, 3824-3828 (2017).



For more information :

<https://www.pluginlabs-universiteparisclay.fr/fr/entity/7fdd5fa2-37be-4d7e-ad1b-3b3f7c046575/genopole-lambe-plate-forme-de-spectrometrie-de-masse>