



HAL
open science

Magnetic Energy Powers the Corona: How We Can Understand its 3D Storage & Release

Amir Caspi, Daniel Seaton, Roberto Casini, Cooper Downs, Sarah Gibson, Holly Gilbert, Lindsay Glesener, Silvina Guidoni, J. Marcus Hughes, David Mckenzie, et al.

► **To cite this version:**

Amir Caspi, Daniel Seaton, Roberto Casini, Cooper Downs, Sarah Gibson, et al.. Magnetic Energy Powers the Corona: How We Can Understand its 3D Storage & Release. 2023, 10.3847/25c2cfef.1dbfea1f. hal-04247243

HAL Id: hal-04247243

<https://hal.science/hal-04247243>

Submitted on 18 Oct 2023

HAL is a multi-disciplinary open access archive for the deposit and dissemination of scientific research documents, whether they are published or not. The documents may come from teaching and research institutions in France or abroad, or from public or private research centers.

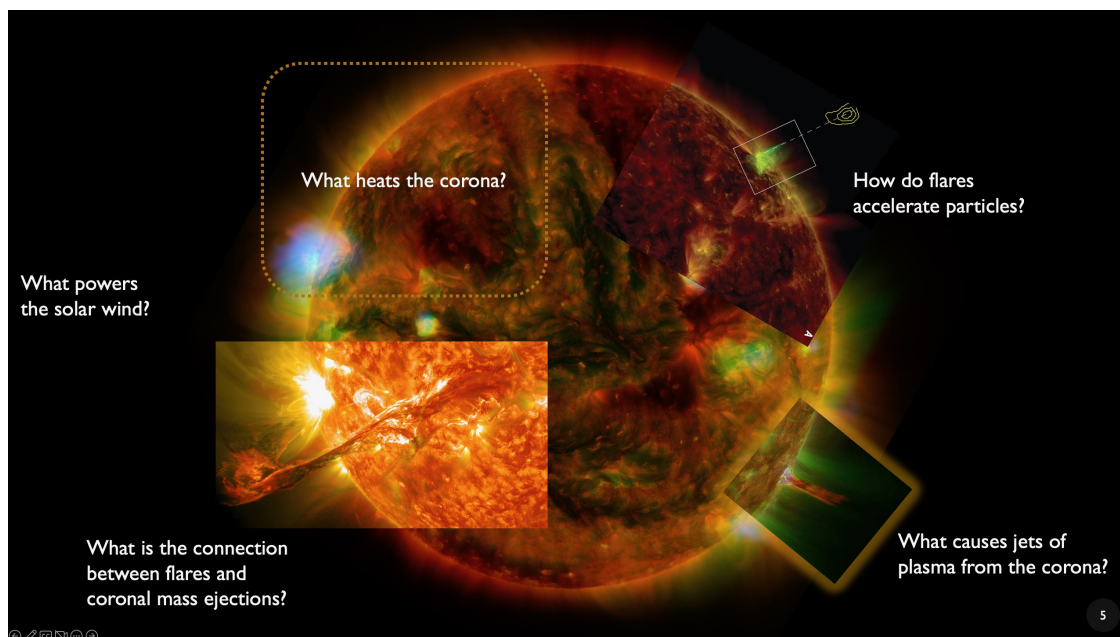
L'archive ouverte pluridisciplinaire **HAL**, est destinée au dépôt et à la diffusion de documents scientifiques de niveau recherche, publiés ou non, émanant des établissements d'enseignement et de recherche français ou étrangers, des laboratoires publics ou privés.

Magnetic Energy Powers the Corona: How We Can Understand its 3D Storage & Release

Amir Caspi¹, Daniel B. Seaton¹, Robert Casini², Cooper Downs³, Sarah E. Gibson²,
Holly Gilbert², Lindsay Glesener⁴, Silvina E. Guidoni⁵, J. Marcus Hughes¹,
David McKenzie⁶, Joseph Plowman¹, Katharine K. Reeves⁷, Pascal Saint-Hilaire⁸,
Albert Y. Shih⁹, and Matthew J. West¹

¹Southwest Research Institute, Boulder, CO, ²National Center for Atmospheric Research, Boulder, CO, ³Predictive Science Inc., San Diego, CA, ⁴University of Minnesota, Minneapolis, MN, ⁵American University, Washington, DC, ⁶NASA Marshall Space Flight Center, Huntsville, AL, ⁷Center for Astrophysics | Harvard & Smithsonian, Cambridge, MA, ⁸University of California, Berkeley, CA, ⁹NASA Goddard Space Flight Center, Greenbelt, MD

Additional Co-Authors: Refer to attached spreadsheet.



Synopsis

The coronal magnetic field is the prime driver behind many as-yet unsolved mysteries: solar eruptions, coronal heating, and the solar wind, to name a few. It is, however, still poorly observed and understood. We highlight key questions related to magnetic energy storage, release, and transport in the solar corona, and their relationship to these important problems. We advocate for new and multi-point co-optimized measurements, sensitive to magnetic field and other plasma parameters, spanning from optical to γ -ray wavelengths, to bring closure to these long-standing and fundamental questions. We discuss how our approach can fully describe the 3D magnetic field, embedded plasma, particle energization, and their joint evolution to achieve these objectives.

1 Introduction

Solar eruptions – flares and their often-associated coronal mass ejections (CMEs) – are the largest explosions in the solar system, releasing energies equivalent to 1–10 billion hydrogen bombs on timescales of seconds to minutes. This energy goes into heating solar coronal plasma to temperatures of 20–50 million Kelvin and into efficiently accelerating electrons to hundreds of MeV, protons/heavy ions to tens of GeV, and bulk flows of gigatons of atmospheric material into the heliosphere (Fletcher et al., 2011; Holman et al., 2011). The photon and particle radiation from these eruptions comprises the most intense forms of space weather that can affect human assets in space (at Earth and other planets) and on the ground. Aside from eruptions, the Sun constantly releases significant energy, heating coronal plasma to 1–10 MK, and drives a constant solar wind of energetic particles into the heliosphere (Cranmer & Winebarger, 2019). During the ~150 years since these phenomena were first discovered (Carrington, 1859), it became clear that these processes are driven by the Sun’s complex and dynamic magnetic field, which permeates the corona. Standard models of eruptions agree that coronal magnetic reconnection – reconfiguration of the magnetic topology as discontinuous magnetic fields meet and annihilate – is the process that frees magnetic energy stored in sheared/twisted magnetic fields (Priest & Forbes, 2002). This reconnection and energy release are believed to occur within a current sheet separating sheared magnetic fields, but in the absence of direct coronal magnetic field measurements, the existence of this sheet and the nature of precursor energized fields can only be inferred (Fig. 1).

Coronal magnetic fields are generally estimated from extrapolations that use surface magnetic field observations as their lower boundary condition, under restrictive assumptions (potential, nonlinear force-free, etc.) Estimates of critical properties of pre-eruption coronal magnetic fields, such as pre-existing flux ropes or the magnetic shear angle of coronal current sheets, are thus approximations. Moreover, standard eruptive models are generally phenomenological, describing the overall magnetic and plasma evolution rather than the detailed physics at critical interfaces, particularly at the reconnection site(s). Fig. 1 shows a cartoon of one of the most common standard flare/CME models (Shibata, 1996) compared with extreme ultraviolet (EUV) and X-ray observations (Zhu, 2017; Seaton & Darnel, 2018) and a numerical magnetic-field model (Chen et al., 2020b) for one of the best examples of an eruptive solar flare in recent years, highlighting both the general agreement and specific discrepancies between the model and observations.

Overall, there is little consensus in the literature on the underlying physical mechanisms that superheat plasma and accelerate particles and bulk flows, nor on the runaway instabilities that initiate reconnection to drive these processes. It is still poorly understood whether the hottest (20–50 MK) flare plasmas are heated directly from reconnection-associated processes, from shocks, or from collisions by accelerated particles (e.g., Caspi & Lin, 2010; Longcope & Guidoni, 2011; Caspi et al., 2014). Further, it is still hotly debated whether electrons and ions in solar flares are accelerated through stochastic processes, betatron acceleration, or wave-particle interactions, and exactly where in the flare this occurs (e.g., Zharkova et al., 2011; Knuth & Glesener, 2020). Similarly, it is not known whether CMEs are initiated by ideal or resistive magnetohydrodynamic (MHD) instabilities, and their pre-eruptive configuration has been extensively debated (Klimchuk, 2001; Forbes et al., 2006; Green et al., 2018; Gibson et al., 2022).

The discovery that the corona is millions of degrees was made more than 80 years ago (Grotrian, 1939; Edlén, 1943), and the link between this and solar wind outflow realized some 60 years ago (Parker, 1959). Still, no clear consensus has emerged for how the corona is heated, nor for how the solar wind is subsequently accelerated – whether they are driven by impulsive flare-like processes, wave dissipation, or other mechanisms is still debated (Klimchuk, 2006).

The energetic processes behind flares and eruptions are hypothesized to extend down to small, unobservable scales, quasi-steadily releasing stored magnetic energy to heat coronal plasma.

Magnetic Energy Powers the Corona: How We Can Understand its 3D Storage & Release

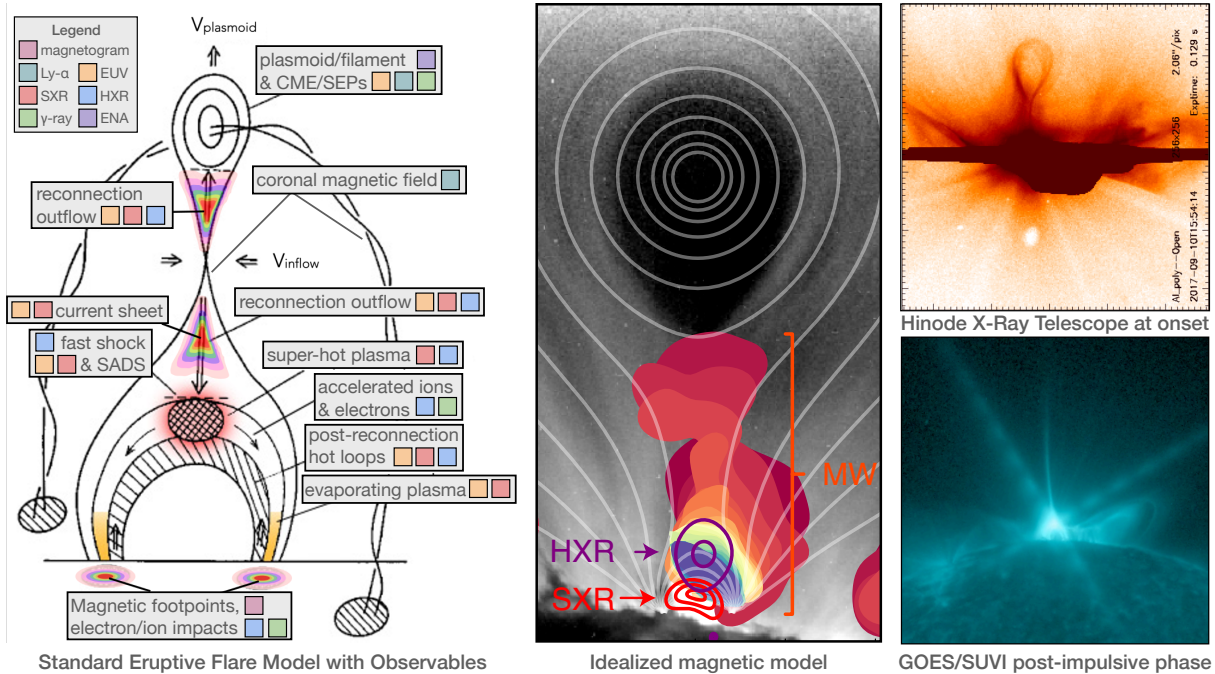


Figure 1: Phenomenology and observables for eruptive solar flares (left; adapted from Shibata, 1996) compared to actual observations and numerical magnetic field model (middle: Chen et al. 2020b; top right: Zhu 2017; bottom right: Seaton & Darnel 2018) highlighting the need for multiple integrated observables and multiple perspectives to probe the complete physics of magnetically-driven eruptions.

These same bursts could also accelerate small jets of particles that contribute to solar wind outflows (e.g., Yang et al., 2013). Such impulsive energy releases may themselves generate waves that further contribute to heating and solar wind acceleration (van Ballegoijen et al., 2011).

The coronal magnetic field is the only source of energy sufficient to power these processes across the gamut of spatial and energetic scales. Furthermore, the magnetic field and plasma are intimately linked and feed back upon one another during these phenomena. Despite major investments over the past 30–40 years, **it remains unclear exactly how the Sun’s magnetic field mediates nearly all energy storage, release, and transport to initiate and drive these plasma processes**, and these long-standing fundamental questions remain open.

Closing these questions has been hindered by two critical limitations. First, we lack a three-dimensional understanding of the energy release processes within the context of a 3D magnetic field. Remote-sensing observations from a single viewpoint are inherently 2D, providing information only in the plane of sky and integrating all emission along the line of sight. Recent simulations suggest that our assumptions about how 3D coronal structures can be extracted from 2D images with a single line of sight may be wrong (the “coronal veil”; Malanushenko et al., 2022). Additionally, the energy release manifests in highly localized regions and depends strongly on the 3D magnetic topology, so fully constraining models of these magnetically-driven processes inherently requires a 3D understanding. If a single 2D projection intrinsically fails to capture 3D information, then accurate 3D models are essentially impossible without additional measurements.

To highlight the importance of 3D understanding, consider: the MHD instabilities that trigger many eruptions depend strongly on the 3D topology of the erupting magnetic structure (Zuccarello et al., 2014). Similarly, localized brightenings can only be distinguished from line-of-sight projection effects using multiple viewpoints (Guidoni et al., 2015). Limited 3D reconstructions can be achieved by combining multiple viewpoints, as demonstrated by STEREO (Howard et al., 2008) using epipolar projection of selected points to reconcile one viewpoint to another (e.g.,

Aschwanden et al., 2008; Mierla et al., 2013; D’Huys et al., 2017). However, these isolated projections cannot reconstruct the full 3D volume. While Solar Orbiter and Parker Solar Probe will provide additional wavelengths (visible light, EUV, and X-rays) to provide deeper insight into plasma energetics, these will have similar limitations (e.g., Rochus et al., 2020).

More importantly, the “coronal veil” problem, if correct, undermines the viability of epipolar reconstruction purely from optically-thin emission. More advanced 3D reconstruction techniques such as tomography have been developed to reconstruct entire volumes, and do not suffer from the limitations of epipolar projection. But, with a single viewpoint, these rely on slow solar rotation (Frazin et al., 2005; Kramar et al., 2016) or spacecraft orbital motion (e.g., Vásquez et al., 2019) to obtain sufficient view angles and are not suitable for dynamic, or even slowly-evolving, processes. Combining the optically-thin emission from multiple lines of sight with additional constraints, such as the embedded coronal magnetic field, significantly improves the quality of 3D reconstructions. Recent techniques (e.g., CROBAR; Plowman, 2021) use magnetic models to constrain the locations of energized plasma, providing high-quality 3D reconstructions with many fewer lines of sight. These techniques currently use extrapolations from photospheric magnetic fields, which are not systematically available off the Sun-Earth line, limiting the regions where these reconstructions are viable. Moreover, magnetic field extrapolations are underconstrained and rely on *a priori* assumptions, which cannot be validated without direct coronal diagnostics.

This highlights the second fundamental limitation, that we presently cannot measure the coronal magnetic field in regions relevant to these processes. Photospheric magnetic field measurements were first made 100 years ago and are now routine from space (SOHO/MDI, Scherrer et al. 1995; and SDO/HMI, Scherrer et al. 2012) and ground (GONG; Harvey et al., 1996). These measurements exploit the Zeeman effect, which imposes characteristic polarization signatures on spectral lines in the presence of an ambient magnetic field. However, such measurements are more difficult in the corona because of low densities, weak fields, and high temperature. While coronal fields can be extrapolated from photospheric boundary conditions (e.g., Mikić et al., 2018), direct measurements sensitive to coronal magnetic fields are required to validate reconstructions.

Scattering polarization measurements of forbidden coronal lines using the Hanle effect in the infrared (IR) provide a direct measurement of the coronal magnetic field direction on the plane-of-sky (CoMP; Tomczyk et al., 2008). In IR, the Hanle effect saturates at a few μG , and the only field strength diagnostic is the weak circular polarization of the Zeeman effect. While the vector field of well localized, largely static, weak-field, global magnetic structures at large heights above the solar surface can in principle be diagnosed (Plowman, 2014; Dima & Schad, 2020; Paraschiv & Judge, 2022), large telescopes (1-m class) are needed to measure the Zeeman circular polarization with sufficient precision (Tomczyk et al., 2022). Currently, only the plane-of-sky component of the coronal magnetic field can be inferred and only via indirect methods (Yang et al., 2020).

A complementary diagnostic relies on the modification of scattering polarization of permitted lines by the coronal field through the unsaturated Hanle effect. In the corona, a particularly notable such line is the hydrogen Lyman- α line at 1216 \AA , the brightest coronal emission in the solar spectrum, which can be used to determine magnetic field strengths in lower closed-field regions ($\sim 5\text{--}200 \text{ G}$) from which solar eruptions originate (Raouafi et al., 2016; Zhao et al., 2019; Supriya et al., 2021). Such measurements are crucial to making breakthrough progress to close this knowledge gap and accessible even to a 0.1-m class instrument (Casini et al., 2022).

Systematic multiwavelength observations including coronal magnetometry from multiple viewpoints are required to measure the location and extent of energy release within a dynamic, 3D coronal magnetic field (Caspi et al., 2019; Seaton et al., 2021).

2 The Big Open Questions

Determining the physical mechanisms that initiate magnetic reconnection to release stored coronal magnetic energy requires a broad 3D understanding of the field and plasma properties. New multi-perspective, multi-messenger observations are imperative. We discuss two categories of critical science questions addressed by such new observations.

2.1 Magnetic Energy Storage & Release

2.1.1 In 3D, where, how, and how much magnetic energy is stored prior to an impulsive event; and what magnetic configurations determine the timing, location, and extent of free energy release? What are the signatures of this release?

Solar eruptions are powered by the energy stored in the coronal magnetic field via non-potentiality introduced by photospheric surface convection or emergence of twisted flux ropes (Forbes & Priest, 1982). With sufficient stress, resistive (e.g., Antiochos et al., 1999; Lin & Forbes, 2000; Moore et al., 2001) or ideal (e.g., Török & Kliem, 2005; Fan & Gibson, 2007) instabilities trigger runaway rapid conversion of stored energy to other forms. Estimates of the stored energy depend entirely on knowledge of the coronal field, which is currently limited to inaccurate extrapolations. Which of these instabilities dominates energy release in specific circumstances is also hotly debated. Moreover, how these instabilities propagate and how much free energy they can efficiently convert is also poorly constrained (Emslie et al., 2012; Aschwanden, 2017).

Comprehensive 3D observations of coronal magnetic and plasma properties enable direct differentiation between eruption initiation models. Each instability is characterized by specific locations, timing, and mechanisms of energy release events within the 3D magnetic field (Gibson et al., 2022). A careful accounting of energization events including plasma heating, particle acceleration, and bulk flows provides the critical plasma properties needed to differentiate between these models. Such an accounting also provides an accurate determination of the amount and partition of free magnetic energy converted into various forms.

2.1.2 In 3D, where, how, and how much is magnetic energy released to drive coronal heating and solar wind outflow and what scaling laws relate small-scale impulsive or dissipative release events to major flare/eruptive ones?

Since the discovery that the ambient corona is hot everywhere, a fundamental question is what process is responsible for extracting stored magnetic energy to ubiquitously heat the corona and, in turn, provide the energy to accelerate solar wind outflow (see Klimchuk, 2006). Parker (1988) argued that the same processes that give rise to heating in large flares could be responsible for heating the corona on very small scales through undetectable impulsive *nanoflares*. Competing theories (Kuperus, 1969) hold that heating instead results from dissipation of wave energy, such as from acoustic waves generated by photospheric convective motion.

This question remains totally unresolved, but clues are abundant. For example, while magnetic-field footpoint motion causes the constant build-up of twist and shear, the field remains overwhelmingly smooth (Deforest & Kankelborg, 2007), albeit complex in structure. The processes that “comb” the coronal field, and the extent to which they achieve this, are likely to be the same ones that extract energy from the field. Unfortunately both direct (e.g., Rachmeler et al., 2014) and indirect (e.g., Aschwanden et al., 2015) coronal field diagnostics are inadequate to characterize its complex structure (Malanushenko et al., 2022) and to constrain models needed to understand how energy is both transferred into and extracted from the field over long timescales. New observations and reconstructions of the magnetic field and embedded energy release signatures (Seaton et al., 2022) will overcome limitations baked into traditional methods to allow more

accurate assessment of the structure of the coronal field and differentiation between competing models of coronal heating – even from unresolvable events – through the specific properties (e.g., temperature distribution) they imbue into the coronal plasma.

2.2 Energy Release Effects & Transport

2.2.1 In 3D, where and how is plasma heated and particles accelerated before, during, and after eruptions? How do these processes vary between ions and electrons?

Numerous observational signatures – from hot candle-flame shaped structures (Guidoni et al., 2015), shrinking magnetic loops (e.g., Reeves et al., 2008) and inflows (e.g., Savage et al., 2012) when viewed on the limb; to the expansion of bright chromospheric flare ribbons when viewed from above – support the standard flare reconnection model (see Fig. 1). However, the coronal magnetic field, necessary to quantitatively validate models, must be inferred from indirect diagnostics (Rachmeler et al., 2014; Chen et al., 2020a,b). Hence, establishing a direct link between magnetic reconnection and subsequent manifestations of released energy such as super-hot coronal plasma and high-energy accelerated particles, remains infeasible for most events.

Significant circumstantial evidence suggests that intimate links exist. Heating of chromospheric plasma through energy deposition by accelerated particles has long been assumed (Holman et al., 2011). Heating directly in the corona is also strongly suggested – most evident in super-hot ($\gtrsim 30$ MK) looptop plasmas, with impulsive time profiles and higher altitudes than cooler plasma (Caspi & Lin, 2010; Caspi et al., 2014, 2015; Guidoni et al., 2015; Warmuth & Mann, 2016). Many possible mechanisms have been posited, including ohmic heating (e.g., Somov & Oreshina, 2000; Seaton & Forbes, 2009; Caspi & Lin, 2010); energy deposition by accelerated electrons (e.g., Glesener et al., 2013; Caspi et al., 2015); adiabatic or other compression (e.g., Longcope & Guidoni, 2011; Reeves et al., 2017, 2019); and suppression of conductive cooling (Bian et al., 2016). Similarly, many electron acceleration models exist, including first-order (magnetic island: Drake et al., 2006) and second-order (stochastic: Miller et al., 1997; Petrosian et al., 2006; Vlahos et al., 2019; Vlahos & Isliker, 2019) Fermi acceleration, electric fields (Holman, 1985; Benka & Holman, 1994), collapsing magnetic traps (Somov & Kosugi, 1997; Somov & Bogachev, 2003; Veronig et al., 2006), and shocks (Forbes, 1986; Chen et al., 2015, 2019). Many of these mechanisms are closely related to those for heating.

In both cases, no definitive consensus has emerged due to the lack of magnetic context and difficulties in comprehensive measurements of the 3D heated and accelerated electron populations, and their evolution in space and time. Ions are even more poorly understood, with both similarities and differences to electron behavior (e.g., Hurford et al., 2003; Shih et al., 2009), but much weaker observational signatures. Thorough understanding of these particle populations requires comprehensive and coordinated measurements of their observational signatures (EUV, X-rays, γ -rays, and energetic neutral atoms, all observed from space, ideally incorporated with ground-based microwave observations), including multiple perspectives to break line-of-sight degeneracies, to quantify directional differences in emission tied to acceleration mechanisms, and to place the locations of energization in context within the 3D magnetic field that powers these processes.

2.2.2 What are the properties of unresolvable energy release events that drive coronal heating and solar wind outflows? How do these relate to larger events?

Energy release processes observable by current instruments have, so far, been shown to be inadequate to explain the heating required to maintain the hot corona, both globally and more locally within active regions. Parker's nanoflare hypothesis suggests that energy release events are governed by straightforward scaling laws. If the event frequency distribution is a power-law

with slope >2 , unresolvable events could deposit enough energy to account for coronal heating (Hudson, 1991). Many studies have attempted to characterize how energy release processes scale from larger flares to small ones (e.g., Christe et al., 2008; Hannah et al., 2008; Kobelski et al., 2014; Glesener et al., 2020; Duncan et al., 2021; Cooper et al., 2021), and have found significant correlations but with a widely disparate range of parameters (Aschwanden, 2022). Even the distribution function itself remains in question (Verbeeck et al., 2019), and there are hints of lower particle acceleration efficiency associated with smaller energy releases (e.g., Battaglia et al., 2005; Hannah et al., 2008; Warmuth & Mann, 2016).

Statistical studies have not closed these questions. Characterizing energy release processes down to unresolvable scales requires a systematic accounting of the various outlets for such release, including heating (temperature, density), particle acceleration, and bulk flows including jets and solar wind outflows. Such accounting is only possible with broad spectroscopic sampling of emission signatures of these processes, from EUV to X-rays (Oka et al., 2022; Glesener et al., 2022) and γ -rays (Shih et al., 2022a), and ideally incorporating ground-based microwave data (Gary et al., 2022a; Chen et al., 2022; Gary et al., 2022c), to adequately measure the inherently broad temperature distribution and acceleration diagnostics. As with larger events, the 3D geometry – both for the energy release and underlying magnetic field – provides the context necessary to understand available free energy and how and where it can be released and transported even at small scales (Melrose, 1997; Bale et al., 2022). Multiple perspectives are therefore required, and, because these events extend to unresolvable scales, observations must be paired with data-constrained, physics-based models that can test predictions against reconstructed 3D plasma properties.

Combining measurements for 3D knowledge

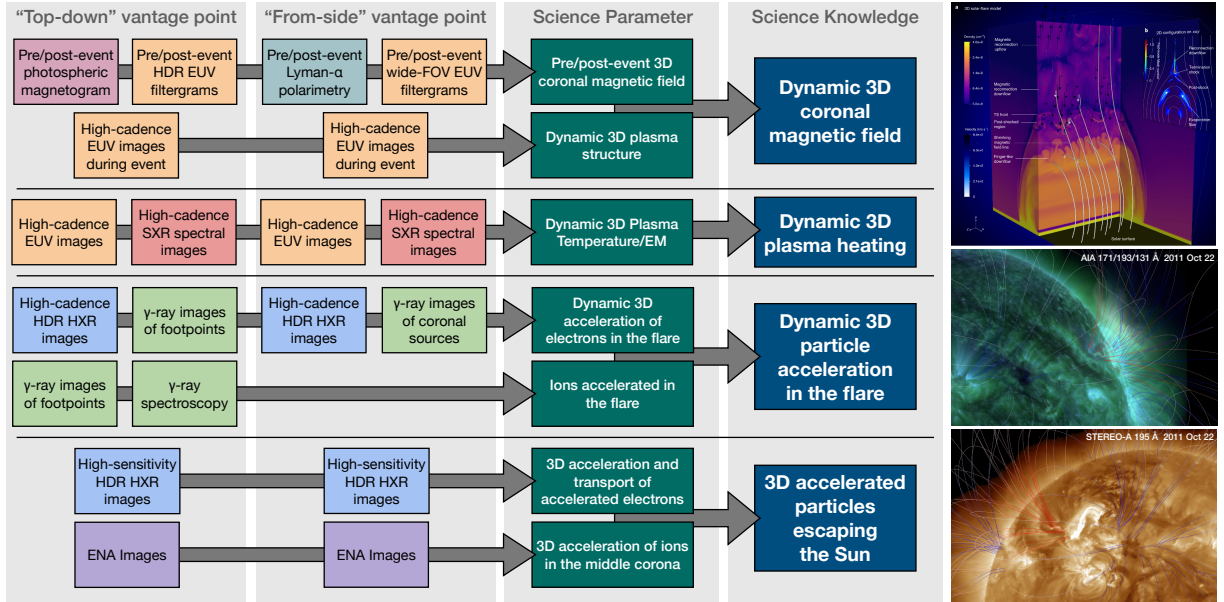


Figure 2: Purposefully co-optimized multi-wavelength, multi-perspective observations combine with physics-based, data-constrained forward models to provide insight into underlying 3D physical parameters and driving mechanisms to comprehensively close long-standing science questions (Sec. 2, same color code as in the legends of the left panel of Fig. 1). The images (right) highlight how COMPLETE-like multi-wavelength measurements can be combined, through the flow at left, to yield a comprehensive physical understanding of events (top right; Shen et al., 2022).

3 The Need for Action

Many decades of innovation and investment in technical capability have yielded significant progress towards closing the above big questions and have proven that all of the necessary observations to achieve closure are indeed feasible. Every type of measurement required, from γ -rays to Lyman- α , spectroscopy, polarization, imaging, and magnetography has been demonstrated in some fashion. Photospheric Doppler magnetography and narrowband EUV imaging are routine and performed operationally. Soft X-ray measurements are or have been routine in some respects (e.g., photometry via GOES XRS; spectroscopy via Hitomi, MinXSS, etc.; filter imaging via Yohkoh/SXT, GOES/SXI, Hinode/XRT, etc.). Hard X-ray and γ -ray imaging and spectroscopy were also done routinely by RHESSI, albeit with limited dynamic range due to a lack of focusing optics, and occasionally by NuSTAR, although only for small events as it was not designed for solar flare fluxes. Coronal magnetography is more recent but has been routinely made for weak fields by CoMP/UCoMP, and soon by DKIST. Energetic neutral atoms have been measured from Earth and planetary magnetospheres, though not yet applied to solar observations.

The benefits of solar observations from multiple perspectives have been demonstrated in some of the above regimes, first through STEREO and, more recently, by Solar Orbiter. Analyses using these missions, along with Earth-perspective observations such as from SDO, have laid the foundation for 3D reconstructions using optically thin emission (e.g., EUV). However, these missions were not designed to make the full suite of comprehensive measurements needed to close the questions described above. For example, STEREO did not include a magnetograph, while Solar Orbiter lacks soft X-ray diagnostics and is limited in its hard X-ray imaging capabilities. Neither mission can provide direct coronal magnetic field diagnostics. While missions to L5 have been conceived and are (in principle) planned, these focus primarily on space weather applications rather than the fundamental physics studies needed to close the above questions.

Recently, various aspects of the necessary measurements have been or will be proposed through individual missions, including multi-wavelength imaging spectroscopy (Christe et al., 2022; Shih et al., 2022b); global photospheric magnetography (Raouafi et al., 2022); and single-perspective coronal magnetography in strong-field regions relevant to these processes (Casini et al. 2022), as well as flare and active region magnetography in microwaves (Gary et al., 2022a,b). Each of these missions would yield significant new progress into various aspects of these science questions. Full closure, however, requires a level of coordination and co-optimization between measurements that cannot be achieved through independent missions, even if they were all to fly or operate at the same time, or through the current PI-led mission paradigm.

A new flagship mission concept – COMPLETE (Caspi et al., 2022) – provides the unified approach necessary to achieve these objectives and provide closure on the above science questions. COMPLETE implements two instrument suites – a broadband spectroscopic imager spanning from EUV, through X-rays, to γ -rays and energetic neutral atoms; and a comprehensive 3D vector surface and coronal magnetograph – distributed across multiple spacecraft at the Earth-Sun Lagrange points L1, L4, and L5. The specific instrument complement on each spacecraft is intentionally optimized for the observations from its unique vantage point, and the instruments are designed from inception to work together as a single observatory. Data from all instruments is assimilated into a unified data analysis framework (Fig. 2) to drive data-constrained physical models that reconstruct the 3D coronal magnetic and plasma properties in ways not achievable without deep integration strategies (Seaton et al., 2022). With a 5-year prime mission around the maximum of Solar Cycle 26, COMPLETE's co-optimized instrument suite for broadband imaging spectroscopy and 3D magnetography, multiple perspectives, and integrated data and modeling framework will finally provide the necessary, comprehensive measurements and analysis to close these science questions that have remained open for 60 to 160 years.

References

- Antiochos, S. K., DeVore, C. R., & Klimchuk, J. A. 1999, "A Model for Solar Coronal Mass Ejections", *Astrophys. J.*, 510, 485, doi: 10.1086/306563
- Aschwanden, M. J. 2017, "Global Energetics of Solar Flares. VI. Refined Energetics of Coronal Mass Ejections", *Astrophys. J.*, 847, 27, doi: 10.3847/1538-4357/aa8952
- . 2022, "Reconciling Power-law Slopes in Solar Flare and Nanoflare Size Distributions", *Astrophys. J. Lett.*, 934, L3, doi: 10.3847/2041-8213/ac7b8d
- Aschwanden, M. J., Schrijver, C. J., & Malanushenko, A. 2015, "Blind Stereoscopy of the Coronal Magnetic Field", *Solar Phys.*, 290, 2765, doi: 10.1007/s11207-015-0791-z
- Aschwanden, M. J., Wülser, J.-P., Nitta, N. V., & Lemen, J. R. 2008, "First Three-Dimensional Reconstructions of Coronal Loops with the STEREO A and B Spacecraft. I. Geometry", *Astrophys. J.*, 679, 827, doi: 10.1086/529542
- Bale, S. D., Drake, J. F., McManus, M. D., et al. 2022, "Interchange reconnection within coronal holes powers the fast solar wind", arXiv e-prints, arXiv:2208.07932. <https://arxiv.org/abs/2208.07932>
- Battaglia, M., Grigis, P. C., & Benz, A. O. 2005, "Size dependence of solar X-ray flare properties", *Astron. Astrophys.*, 439, 737, doi: 10.1051/0004-6361:20053027
- Benka, S. G., & Holman, G. D. 1994, "A Thermal/Nonthermal Model for Solar Hard X-Ray Bursts", *Astrophys. J.*, 435, 469, doi: 10.1086/174829
- Bian, N. H., Kontar, E. P., & Emslie, A. G. 2016, "Suppression of Parallel Transport in Turbulent Magnetized Plasmas and Its Impact on the Non-thermal and Thermal Aspects of Solar Flares", *Astrophys. J.*, 824, 78, doi: 10.3847/0004-637X/824/2/78
- Carrington, R. C. 1859, "Description of a Singular Appearance seen in the Sun on September 1, 1859", *Mon. Not. Roy. Astron. Soc.*, 20, 13, doi: 10.1093/mnras/20.1.13
- Casini, R., Gibson, S., Newmark, J., & Others, O. 2022, "The Coronal Lyman-Alpha Resonance Observatory: CLARO", A White Paper Submitted to the 2022 Heliophysics Decadal Survey
- Caspi, A., Krucker, S., & Lin, R. P. 2014, "Statistical Properties of Super-hot Solar Flares", *Astrophys. J.*, 781, 43, doi: 10.1088/0004-637X/781/1/43
- Caspi, A., & Lin, R. P. 2010, "RHESSI Line and Continuum Observations of Super-hot Flare Plasma", *Astrophys. J. Lett.*, 725, L161, doi: 10.1088/2041-8205/725/2/L161
- Caspi, A., Seaton, D. B., Casini, R., Downs, C., & Gibson, S. E. 2022, "COMPLETE: A flagship mission for complete understanding of 3D coronal magnetic energy release", A White Paper Submitted to the 2022 Heliophysics Decadal Survey
- Caspi, A., Shih, A. Y., McTiernan, J. M., & Krucker, S. 2015, "Hard X-Ray Imaging of Individual Spectral Components in Solar Flares", *Astrophys. J. Lett.*, 811, L1, doi: 10.1088/2041-8205/811/1/L1

Magnetic Energy Powers the Corona: How We Can Understand its 3D Storage & Release

- Caspi, A., Seaton, D. B., Case, T., et al. 2019, "COHERENT: Studying the corona as a holistic environment", in *Solar Heliospheric and Interplanetary Environment (SHINE 2019)*, 241
- Chen, B., Bastian, T. S., Shen, C., et al. 2015, "Particle acceleration by a solar flare termination shock", *Science*, 350, 1238, doi: 10.1126/science.aac8467
- Chen, B., Shen, C., Reeves, K. K., Guo, F., & Yu, S. 2019, "Radio Spectroscopic Imaging of a Solar Flare Termination Shock: Split-band Feature as Evidence for Shock Compression", *Astrophys. J.*, 884, 63, doi: 10.3847/1538-4357/ab3c58
- Chen, B., Yu, S., Reeves, K. K., & Gary, D. E. 2020a, "Microwave Spectral Imaging of an Erupting Magnetic Flux Rope: Implications for the Standard Solar Flare Model in Three Dimensions", *Astrophys. J. Lett.*, 895, L50, doi: 10.3847/2041-8213/ab901a
- Chen, B., Shen, C., Gary, D. E., et al. 2020b, "Measurement of magnetic field and relativistic electrons along a solar flare current sheet", *Nature Astronomy*, 4, 1140, doi: 10.1038/s41550-020-1147-7
- Chen, B., Gary, D., Yu, S., et al. 2022, "Quantifying Solar Flare Energy Release: New Frontiers with a Next-Generation Solar Radio Facility", White Paper Submitted to the Decadal Survey for Solar and Space Physics
- Christe, S., Alaoui, M., Allred, J., & Battaglia, M. 2022, "Focusing Optics X-Ray Solar Imager", White Paper Submitted to the Decadal Survey for Solar and Space Physics
- Christe, S., Hannah, I. G., Krucker, S., McTiernan, J., & Lin, R. P. 2008, "RHESSI Microflare Statistics. I. Flare-Finding and Frequency Distributions", *Astrophys. J.*, 677, 1385, doi: 10.1086/529011
- Cooper, K., Hannah, I. G., Grefenstette, B. W., et al. 2021, "NuSTAR observations of a repeatedly microflaring active region", *Mon. Not. Roy. Astron. Soc.*, 507, 3936, doi: 10.1093/mnras/stab2283
- Cranmer, S. R., & Winebarger, A. R. 2019, "The Properties of the Solar Corona and Its Connection to the Solar Wind", *Ann. Rev. Astron. Astrophys.*, 57, 157, doi: 10.1146/annurev-astro-091918-104416
- Deforest, C. E., & Kankelborg, C. C. 2007, "Fluxon modeling of low-beta plasmas", *Journal of Atmospheric and Solar-Terrestrial Physics*, 69, 116, doi: 10.1016/j.jastp.2006.06.011
- D'Huys, E., Seaton, D. B., De Groof, A., Berghmans, D., & Poedts, S. 2017, "Solar signatures and eruption mechanism of the August 14, 2010 coronal mass ejection (CME)", *Journal of Space Weather and Space Climate*, 7, A7, doi: 10.1051/swsc/2017006
- Dima, G. I., & Schad, T. A. 2020, "Using Multi-line Spectropolarimetric Observations of Forbidden Emission Lines to Measure Single-point Coronal Magnetic Fields", *Astrophys. J.*, 889, 109, doi: 10.3847/1538-4357/ab616f
- Drake, J. F., Swisdak, M., Che, H., & Shay, M. A. 2006, "Electron acceleration from contracting magnetic islands during reconnection", *Nature*, 443, 553, doi: 10.1038/nature05116

- Duncan, J., Glesener, L., Grefenstette, B. W., et al. 2021, “NuSTAR Observation of Energy Release in 11 Solar Microflares”, *Astrophys. J.*, 908, 29, doi: 10.3847/1538-4357/abca3d
- Edlén, B. 1943, “Die Deutung der Emissionslinien im Spektrum der Sonnenkorona. Mit 6 Abbildungen.”, *Zeitschrift für Astrophysik*, 22, 30
- Emslie, A. G., Dennis, B. R., Shih, A. Y., et al. 2012, “Global Energetics of Thirty-eight Large Solar Eruptive Events”, *Astrophys. J.*, 759, 71, doi: 10.1088/0004-637X/759/1/71
- Fan, Y., & Gibson, S. E. 2007, “Onset of Coronal Mass Ejections Due to Loss of Confinement of Coronal Flux Ropes”, *Astrophys. J.*, 668, 1232, doi: 10.1086/521335
- Fletcher, L., Dennis, B. R., Hudson, H. S., et al. 2011, “An Observational Overview of Solar Flares”, *Space Sci. Rev.*, 159, 19, doi: 10.1007/s11214-010-9701-8
- Forbes, T. G. 1986, “Fast-Shock Formation in Line-tied Magnetic Reconnection Models of Solar Flares”, *Astrophys. J.*, 305, 553, doi: 10.1086/164268
- Forbes, T. G., & Priest, E. R. 1982, “Numerical Study of Line-Tied Magnetic Reconnection”, *Solar Phys.*, 81, 303, doi: 10.1007/BF00151304
- Forbes, T. G., Linker, J. A., Chen, J., et al. 2006, “CME Theory and Models”, *Space Sci. Rev.*, 123, 251, doi: 10.1007/s11214-006-9019-8
- Frazin, R. A., Kamalabadi, F., & Weber, M. A. 2005, “On the Combination of Differential Emission Measure Analysis and Rotational Tomography for Three-dimensional Solar EUV Imaging”, *Astrophys. J.*, 628, 1070, doi: 10.1086/431295
- Gary, D., Chen, B., Fleishman, G., et al. 2022a, “Frequency Agile Solar Radiotelescope: A Next-Generation Radio Telescope for Solar Physics and Space Weather”, White Paper Submitted to the Decadal Survey for Solar and Space Physics
- . 2022b, “Solar Active Region Coronal Magnetic Fields: Quantitative Measurements at Radio Wavelengths”, White Paper Submitted to the Decadal Survey for Solar and Space Physics
- . 2022c, “Particle Acceleration and Transport: New Perspectives from Radio, Optical, X-ray, and γ -Ray Observations”, White Paper Submitted to the Decadal Survey for Solar and Space Physics
- Gibson, S., Casini, R., Bąk-Stęślicka, U., & Others, O. 2022, “Coronal Polarimetry: Determining the Magnetic Origins of Coronal Mass Ejections”, A White Paper Submitted to the 2022 Heliophysics Decadal Survey
- Glesener, L., Krucker, S., Bain, H. M., & Lin, R. P. 2013, “Observation of Heating by Flare-accelerated Electrons in a Solar Coronal Mass Ejection”, *Astrophys. J. Lett.*, 779, L29, doi: 10.1088/2041-8205/779/2/L29
- Glesener, L., Shih, A., Caspi, A., & Others. 2022, “The need for focused, hard X-ray investigations of the Sun”
- Glesener, L., Krucker, S., Duncan, J., et al. 2020, “Accelerated Electrons Observed Down to <7 keV in a NuSTAR Solar Microflare”, *Astrophys. J. Lett.*, 891, L34, doi: 10.3847/2041-8213/ab7341

- Green, L. M., Török, T., Vršnak, B., Manchester, W., & Veronig, A. 2018, “The Origin, Early Evolution and Predictability of Solar Eruptions”, *Space Sci. Rev.*, 214, 46, doi: 10.1007/s11214-017-0462-5
- Grottrian, W. 1939, “Zur Frage der Deutung der Linien im Spektrum der Sonnenkorona”, *Naturwissenschaften*, 27, 214, doi: 10.1007/BF01488890
- Guidoni, S. E., McKenzie, D. E., Longcope, D. W., Plowman, J. E., & Yoshimura, K. 2015, “Temperature and Electron Density Diagnostics of a Candle-flame-shaped Flare”, *Astrophys. J.*, 800, 54, doi: 10.1088/0004-637X/800/1/54
- Hannah, I. G., Christe, S., Krucker, S., et al. 2008, “RHESSI Microflare Statistics. II. X-Ray Imaging, Spectroscopy, and Energy Distributions”, *Astrophys. J.*, 677, 704, doi: 10.1086/529012
- Harvey, J. W., Hill, F., Hubbard, R. P., et al. 1996, “The Global Oscillation Network Group (GONG) Project”, *Science*, 272, 1284, doi: 10.1126/science.272.5266.1284
- Holman, G. D. 1985, “Acceleration of runaway electrons and Joule heating in solar flares”, *Astrophys. J.*, 293, 584, doi: 10.1086/163263
- Holman, G. D., Aschwanden, M. J., Aurass, H., et al. 2011, “Implications of X-ray Observations for Electron Acceleration and Propagation in Solar Flares”, *Space Sci. Rev.*, 159, 107, doi: 10.1007/s11214-010-9680-9
- Howard, R. A., Moses, J. D., Vourlidas, A., et al. 2008, “Sun Earth Connection Coronal and Heliospheric Investigation (SECCHI)”, *Space Sci. Rev.*, 136, 67, doi: 10.1007/s11214-008-9341-4
- Hudson, H. S. 1991, “Solar flares, microflares, nanoflares, and coronal heating”, *Solar Phys.*, 133, 357, doi: 10.1007/BF00149894
- Hurford, G. J., Schwartz, R. A., Krucker, S., et al. 2003, “First Gamma-Ray Images of a Solar Flare”, *Astrophys. J. Lett.*, 595, L77, doi: 10.1086/378179
- Klimchuk, J. A. 2001, “Theory of Coronal Mass Ejections”, Washington DC American Geophysical Union Geophysical Monograph Series, 125, 143, doi: 10.1029/GM125p0143
- . 2006, “On Solving the Coronal Heating Problem”, *Solar Phys.*, 234, 41, doi: 10.1007/s11207-006-0055-z
- Knuth, T., & Glesener, L. 2020, “Subsecond Spikes in Fermi GBM X-Ray Flux as a Probe for Solar Flare Particle Acceleration”, *Astrophys. J.*, 903, 63, doi: 10.3847/1538-4357/abb779
- Kobelski, A. R., McKenzie, D. E., & Donachie, M. 2014, “Modeling Active Region Transient Brightenings Observed with X-Ray Telescope as Multi-stranded Loops”, *Astrophys. J.*, 786, 82, doi: 10.1088/0004-637X/786/2/82
- Kramar, M., Lin, H., & Tomczyk, S. 2016, “Direct Observation of Solar Coronal Magnetic Fields by Vector Tomography of the Coronal Emission Line Polarizations”, *Astrophys. J. Lett.*, 819, L36, doi: 10.3847/2041-8205/819/2/L36

- Kuperus, M. 1969, "The Heating of the Solar Corona", *Space Sci. Rev.*, 9, 713, doi: 10.1007/BF00174033
- Lin, J., & Forbes, T. G. 2000, "Effects of reconnection on the coronal mass ejection process", *J. Geophys. Res.*, 105, 2375, doi: 10.1029/1999JA900477
- Longcope, D. W., & Guidoni, S. E. 2011, "A Model for the Origin of High Density in Looptop X-Ray Sources", *Astrophys. J.*, 740, 73, doi: 10.1088/0004-637X/740/2/73
- Malanushenko, A., Cheung, M. C. M., DeForest, C. E., Klimchuk, J. A., & Rempel, M. 2022, "The Coronal Veil", *Astrophys. J.*, 927, 1, doi: 10.3847/1538-4357/ac3df9
- Melrose, D. B. 1997, "A Solar Flare Model Based on Magnetic Reconnection between Current-carrying Loops", *Astrophys. J.*, 486, 521, doi: 10.1086/304521
- Mierla, M., Seaton, D. B., Berghmans, D., et al. 2013, "Study of a Prominence Eruption using PROBA2/SWAP and STEREO/EUVI Data", *Solar Phys.*, 286, 241, doi: 10.1007/s11207-012-9965-0
- Mikić, Z., Downs, C., Linker, J. A., et al. 2018, "Predicting the corona for the 21 August 2017 total solar eclipse", *Nature Astronomy*, 2, 913, doi: 10.1038/s41550-018-0562-5
- Miller, J. A., Cargill, P. J., Emslie, A. G., et al. 1997, "Critical issues for understanding particle acceleration in impulsive solar flares", *J. Geophys. Res.*, 102, 14631, doi: 10.1029/97JA00976
- Moore, R. L., Sterling, A. C., Hudson, H. S., & Lemen, J. R. 2001, "Onset of the Magnetic Explosion in Solar Flares and Coronal Mass Ejections", *Astrophys. J.*, 552, 833, doi: 10.1086/320559
- Oka, M., Caspi, A., Chen, B., et al. 2022, "Particle Acceleration in Solar Flares with Imaging-Spectroscopy in Soft X-rays", White Paper Submitted to the Decadal Survey for Solar and Space Physics
- Paraschiv, A. R., & Judge, P. G. 2022, "Efficient and Automated Inversions of Magnetically Sensitive Forbidden Coronal Lines: CLEDB - The Coronal Line Emission DataBase Magnetic Field Inversion Algorithm", *Solar Phys.*, 297, 63, doi: 10.1007/s11207-022-01996-5
- Parker, E. 1959, "Extension of the Solar Corona into Interplanetary Space", *J. Geophys. Res.*, 64, 1675, doi: 10.1029/JZ064i011p01675
- Parker, E. N. 1988, "Nanoflares and the Solar X-Ray Corona", *Astrophys. J.*, 330, 474, doi: 10.1086/166485
- Petrosian, V., Yan, H., & Lazarian, A. 2006, "Damping of Magnetohydrodynamic Turbulence in Solar Flares", *Astrophys. J.*, 644, 603, doi: 10.1086/503378
- Plowman, J. 2014, "Single-point Inversion of the Coronal Magnetic Field", *Astrophys. J.*, 792, 23, doi: 10.1088/0004-637X/792/1/23
- . 2021, "Three-dimensional Reconstruction of Coronal Plasma Properties from a Single Perspective", *Astrophys. J.*, 922, 109, doi: 10.3847/1538-4357/ac2664

- Priest, E. R., & Forbes, T. G. 2002, "The magnetic nature of solar flares", *Astron. Astrophys. Rev.*, 10, 313, doi: 10.1007/s001590100013
- Rachmeler, L. A., Platten, S. J., Bethge, C., Seaton, D. B., & Yeates, A. R. 2014, "Observations of a Hybrid Double-streamer/Pseudostreamer in the Solar Corona", *Astrophys. J. Lett.*, 787, L3, doi: 10.1088/2041-8205/787/1/L3
- Raouafi, N., Gibson, S., Upton, L., & Others, O. 2022, "Firefly: The Science Case for a Holistic Understanding of the Global Structure and Dynamics of the Sun and the Heliosphere", A White Paper Submitted to the 2022 Heliophysics Decadal Survey
- Raouafi, N. E., Riley, P., Gibson, S., Fineschi, S., & Solanki, S. K. 2016, "Diagnostics of Coronal Magnetic Fields Through the Hanle Effect in UV and IR Lines", *Frontiers in Astronomy and Space Sciences*, 3, 20, doi: 10.3389/fspas.2016.00020
- Reeves, K. K., Freed, M. S., McKenzie, D. E., & Savage, S. L. 2017, "An Exploration of Heating Mechanisms in a Supra-arcade Plasma Sheet Formed after a Coronal Mass Ejection", *Astrophys. J.*, 836, 55, doi: 10.3847/1538-4357/836/1/55
- Reeves, K. K., Seaton, D. B., & Forbes, T. G. 2008, "Field Line Shrinkage in Flares Observed by the X-Ray Telescope on Hinode", *Astrophys. J.*, 675, 868, doi: 10.1086/526336
- Reeves, K. K., Török, T., Mikić, Z., Linker, J., & Murphy, N. A. 2019, "Exploring Plasma Heating in the Current Sheet Region in a Three-dimensional Coronal Mass Ejection Simulation", *Astrophys. J.*, 887, 103, doi: 10.3847/1538-4357/ab4ce8
- Rochus, P., Auchère, F., Berghmans, D., et al. 2020, "The Solar Orbiter EUV instrument: The Extreme Ultraviolet Imager", *Astron. Astrophys.*, 642, A8, doi: 10.1051/0004-6361/201936663
- Savage, S. L., Holman, G., Reeves, K. K., et al. 2012, "Low-altitude Reconnection Inflow-Outflow Observations during a 2010 November 3 Solar Eruption", *Astrophys. J.*, 754, 13, doi: 10.1088/0004-637X/754/1/13
- Scherrer, P. H., Bogart, R. S., Bush, R. I., et al. 1995, "The Solar Oscillations Investigation - Michelson Doppler Imager", *Solar Phys.*, 162, 129, doi: 10.1007/BF00733429
- Scherrer, P. H., Schou, J., Bush, R. I., et al. 2012, "The Helioseismic and Magnetic Imager (HMI) Investigation for the Solar Dynamics Observatory (SDO)", *Solar Phys.*, 275, 207, doi: 10.1007/s11207-011-9834-2
- Seaton, D. B., Caspi, A., Casini, R., et al. 2022, "Improving Multi-Dimensional Data Formats, Access, and Assimilation Tools for the Twenty-First Century", A White Paper Submitted to the 2022 Heliophysics Decadal Survey
- Seaton, D. B., & Darnel, J. M. 2018, "Observations of an Eruptive Solar Flare in the Extended EUV Solar Corona", *Astrophys. J. Lett.*, 852, L9, doi: 10.3847/2041-8213/aaa28e
- Seaton, D. B., & Forbes, T. G. 2009, "An Analytical Model for Reconnection Outflow Jets Including Thermal Conduction", *Astrophys. J.*, 701, 348, doi: 10.1088/0004-637X/701/1/348

- Seaton, D. B., Hughes, J. M., Tadikonda, S. K., et al. 2021, “The Sun’s dynamic extended corona observed in extreme ultraviolet”, *Nature Astronomy*, 5, 1029, doi: 10.1038/s41550-021-01427-8
- Shen, C., Chen, B., Reeves, K. K., et al. 2022, “The origin of underdense plasma downflows associated with magnetic reconnection in solar flares”, *Nature Astronomy*, 6, 317, doi: 10.1038/s41550-021-01570-2
- Shibata, K. 1996, “New observational facts about solar flares from YOHKOH studies - evidence of magnetic reconnection and a unified model of flares”, *Advances in Space Research*, 17, 9, doi: 10.1016/0273-1177(95)00534-L
- Shih, A., Allred, J., Hudson, H., & Kerr, G. 2022a, “Ion Acceleration in Solar Eruptive Events”, White Paper Submitted to the Decadal Survey for Solar and Space Physics
- Shih, A., Glesener, L., Krucker, S., & Others. 2022b, “Fundamentals of impulsive energy release in the corona (FIERCE)”, White Paper Submitted to the Decadal Survey for Solar and Space Physics
- Shih, A. Y., Lin, R. P., & Smith, D. M. 2009, “RHESSI Observations of the Proportional Acceleration of Relativistic >0.3 MeV Electrons and >30 MeV Protons in Solar Flares”, *Astrophys. J. Lett.*, 698, L152, doi: 10.1088/0004-637X/698/2/L152
- Somov, B. V., & Bogachev, S. A. 2003, “The Betatron Effect in Collapsing Magnetic Traps”, *Astronomy Letters*, 29, 621, doi: 10.1134/1.1607500
- Somov, B. V., & Kosugi, T. 1997, “Collisionless Reconnection and High-Energy Particle Acceleration in Solar Flares”, *Astrophys. J.*, 485, 859, doi: 10.1086/304449
- Somov, B. V., & Oreshina, A. V. 2000, “Slow and fast magnetic reconnection. II. High-temperature turbulent-current sheet”, *Astron. Astrophys.*, 354, 703
- Supriya, H. D., Trujillo Bueno, J., de Vicente, Á., & del Pino Alemán, T. 2021, “Polarization of the Ly α Lines of H I and He II as a Tool for Exploring the Solar Corona”, *Astrophys. J.*, 920, 140, doi: 10.3847/1538-4357/ac1068
- Tomczyk, S., Burkepile, J., Casini, R., & Others, O. 2022, “The Coronal Solar Magnetism Observatory: COSMO”, A White Paper Submitted to the 2022 Heliophysics Decadal Survey
- Tomczyk, S., Card, G. L., Darnell, T., et al. 2008, “An Instrument to Measure Coronal Emission Line Polarization”, *Solar Phys.*, 247, 411, doi: 10.1007/s11207-007-9103-6
- Török, T., & Kliem, B. 2005, “Confined and Ejective Eruptions of Kink-unstable Flux Ropes”, *Astrophys. J. Lett.*, 630, L97, doi: 10.1086/462412
- van Ballegooijen, A. A., Asgari-Targhi, M., Cranmer, S. R., & DeLuca, E. E. 2011, “Heating of the Solar Chromosphere and Corona by Alfvén Wave Turbulence”, *Astrophys. J.*, 736, 3, doi: 10.1088/0004-637X/736/1/3
- Vásquez, A. M., Frazin, R. A., Vourlidas, A., et al. 2019, “Tomography of the Solar Corona with the Wide-Field Imager for the Parker Solar Probe”, *Solar Phys.*, 294, 81, doi: 10.1007/s11207-019-1471-1

- Verbeeck, C., Kraaikamp, E., Ryan, D. F., & Podladchikova, O. 2019, "Solar Flare Distributions: Lognormal Instead of Power Law?", *Astrophys. J.*, 884, 50, doi: 10.3847/1538-4357/ab3425
- Veronig, A. M., Karlický, M., Vršnak, B., et al. 2006, "X-ray sources and magnetic reconnection in the X3.9 flare of 2003 November 3", *Astron. Astrophys.*, 446, 675, doi: 10.1051/0004-6361:20053112
- Vlahos, L., Anastasiadis, A., Papaioannou, A., Kouloumvakos, A., & Isliker, H. 2019, "Sources of solar energetic particles", *Philosophical Transactions of the Royal Society of London Series A*, 377, 20180095, doi: 10.1098/rsta.2018.0095
- Vlahos, L., & Isliker, H. 2019, "Particle acceleration and heating in a turbulent solar corona", *Plasma Physics and Controlled Fusion*, 61, 014020, doi: 10.1088/1361-6587/aadbe7
- Warmuth, A., & Mann, G. 2016, "Constraints on energy release in solar flares from RHESSI and GOES X-ray observations. I. Physical parameters and scalings", *Astron. Astrophys.*, 588, A115, doi: 10.1051/0004-6361/201527474
- Yang, L., He, J., Peter, H., et al. 2013, "Injection of Plasma into the Nascent Solar Wind via Reconnection Driven by Supergranular Advection", *Astrophys. J.*, 770, 6, doi: 10.1088/0004-637X/770/1/6
- Yang, Z., Bethge, C., Tian, H., et al. 2020, "Global maps of the magnetic field in the solar corona", *Science*, 369, 694, doi: 10.1126/science.abb4462
- Zhao, J., Gibson, S. E., Fineschi, S., et al. 2019, "Simulating the Solar Corona in the Forbidden and Permitted Lines with Forward Modeling. I. Saturated and Unsaturated Hanle Regimes", *Astrophys. J.*, 883, 55, doi: 10.3847/1538-4357/ab328b
- Zharkova, V. V., Arzner, K., Benz, A. O., et al. 2011, "Recent Advances in Understanding Particle Acceleration Processes in Solar Flares", *Space Sci. Rev.*, 159, 357, doi: 10.1007/s11214-011-9803-y
- Zuccarello, F. P., Seaton, D. B., Mierla, M., et al. 2014, "Observational Evidence of Torus Instability as Trigger Mechanism for Coronal Mass Ejections: The 2011 August 4 Filament Eruption", *Astrophys. J.*, 785, 88, doi: 10.1088/0004-637X/785/2/88