



**HAL**  
open science

## **New method for skin ceramides profiling by SFC-HRMS**

Justine Bertrand-Michel, Julia Soullier, Cyrielle Clement, Sebastien Hutinet,  
Roselyne Gautier, Carla Orlandi, Emilien Jamin, Carine Jacques, H el ene  
Duplan

► **To cite this version:**

Justine Bertrand-Michel, Julia Soullier, Cyrielle Clement, Sebastien Hutinet, Roselyne Gautier, et al..  
New method for skin ceramides profiling by SFC-HRMS. Analytics 2022, Sep 2022, Nantes, France.  
hal-04245936

**HAL Id: hal-04245936**

**<https://hal.science/hal-04245936v1>**

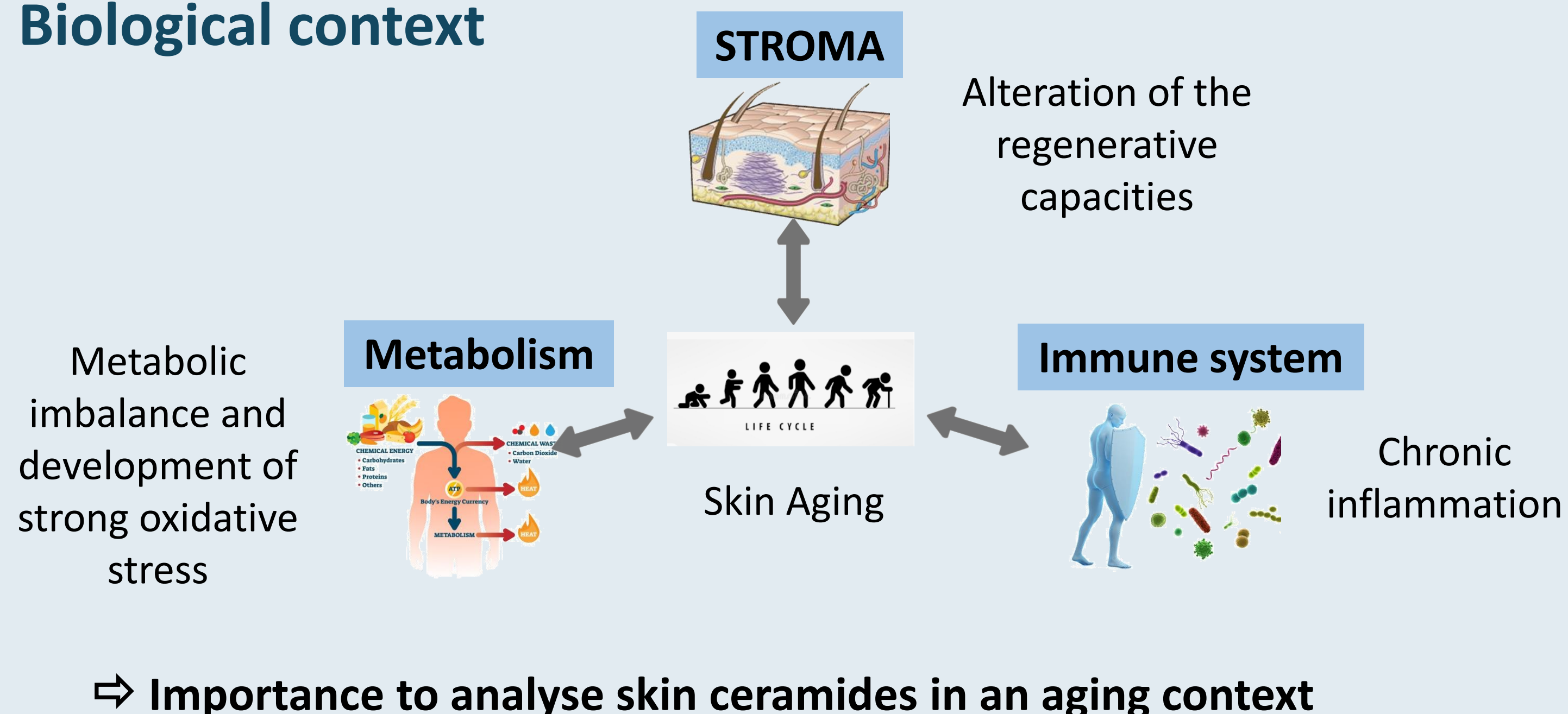
Submitted on 17 Oct 2023

**HAL** is a multi-disciplinary open access archive for the deposit and dissemination of scientific research documents, whether they are published or not. The documents may come from teaching and research institutions in France or abroad, or from public or private research centers.

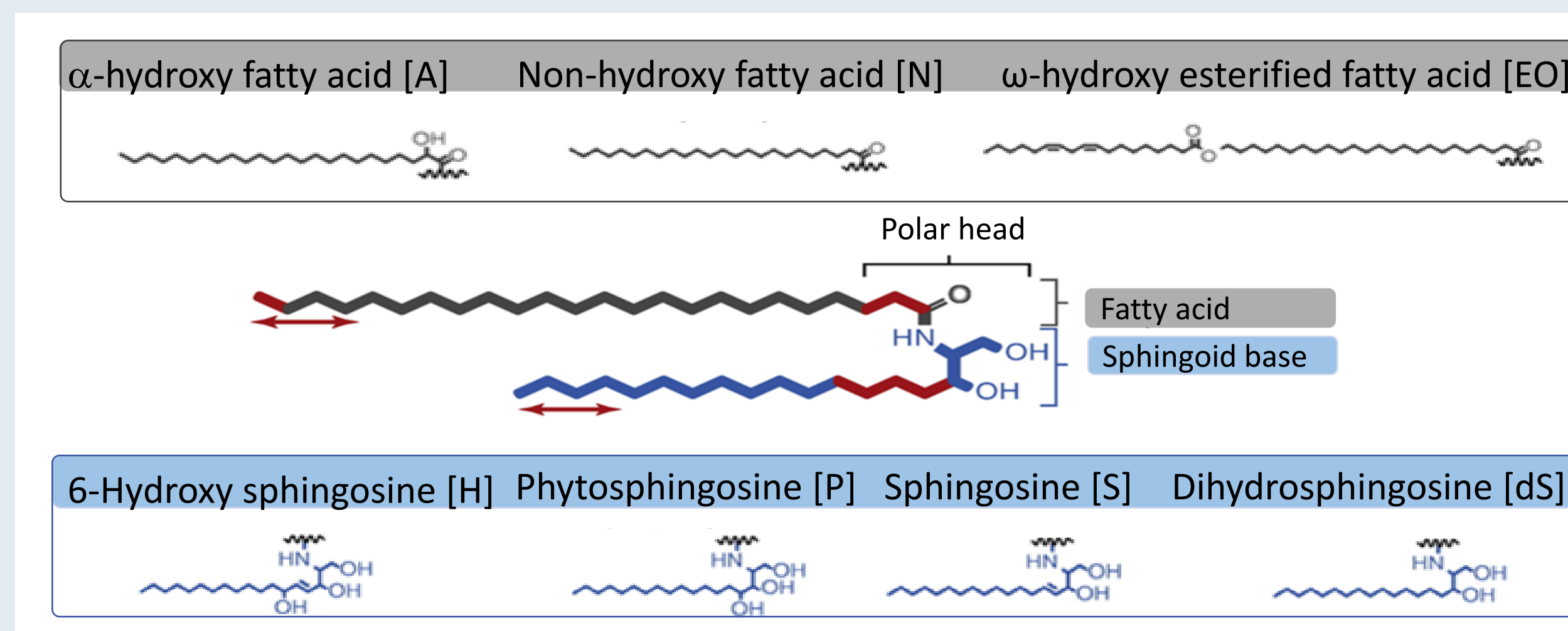
L'archive ouverte pluridisciplinaire **HAL**, est destin ee au d ep ot et  a la diffusion de documents scientifiques de niveau recherche, publi es ou non,  emanant des  tablissements d'enseignement et de recherche fran ais ou  trangers, des laboratoires publics ou priv es.



## Biological context

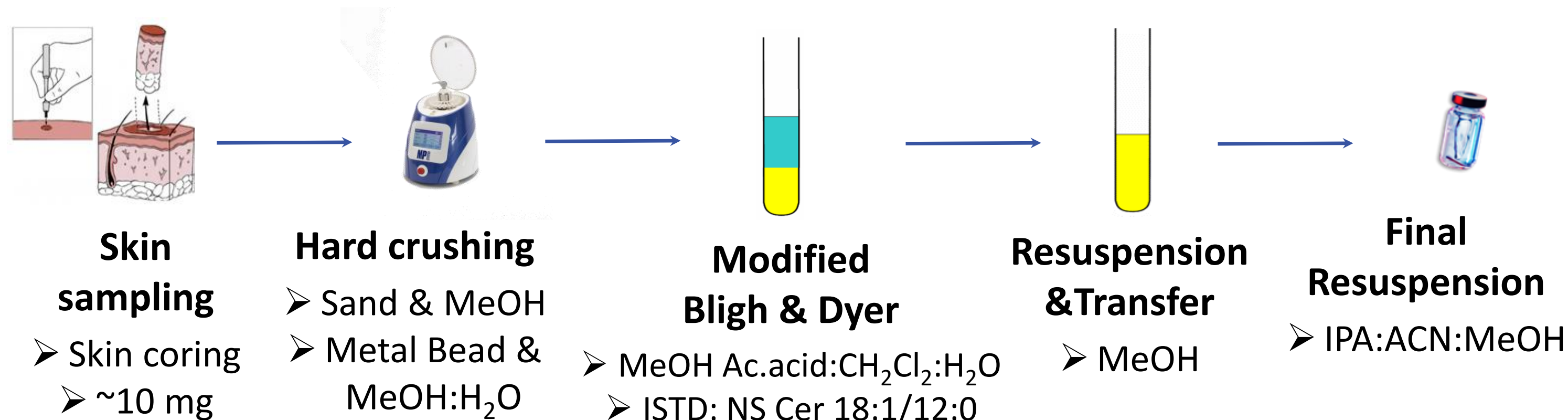


## Ceramides structures<sup>1,2</sup>



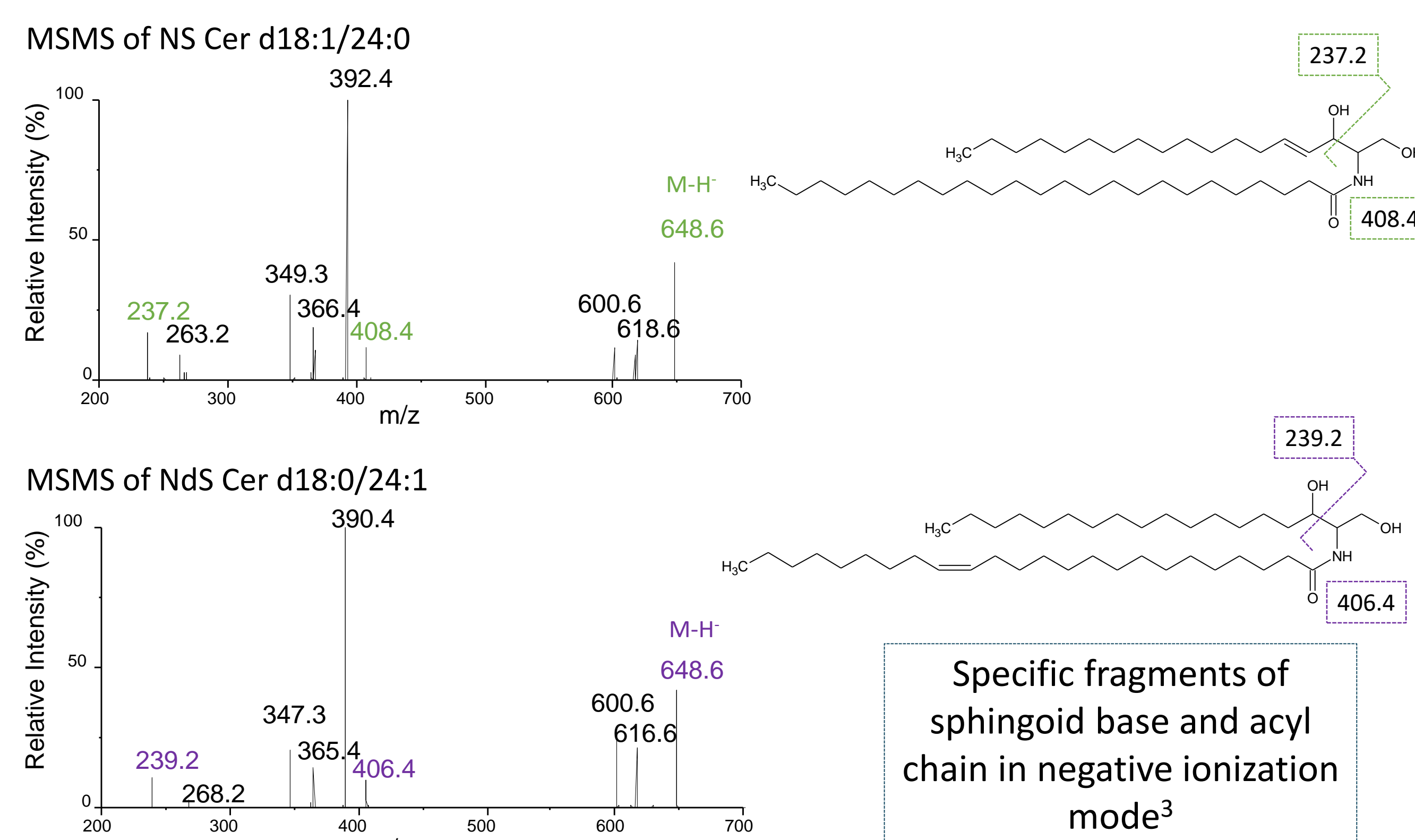
⇒ Huge and complex diversity of skin ceramides

## Skin ceramides extraction



## Ceramides characterization

⇒ NS vs NdS : same formulas but different structures



⇒ Structures validated for all sub families of skin ceramides

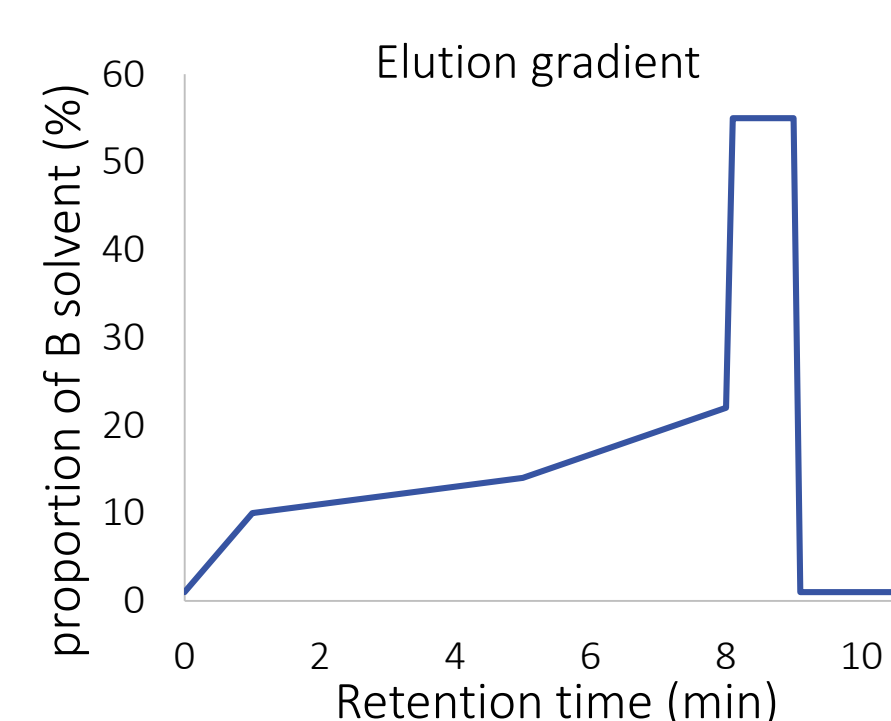
## SFC-QTOF analysis

✓ Optimized SFC-MS conditions

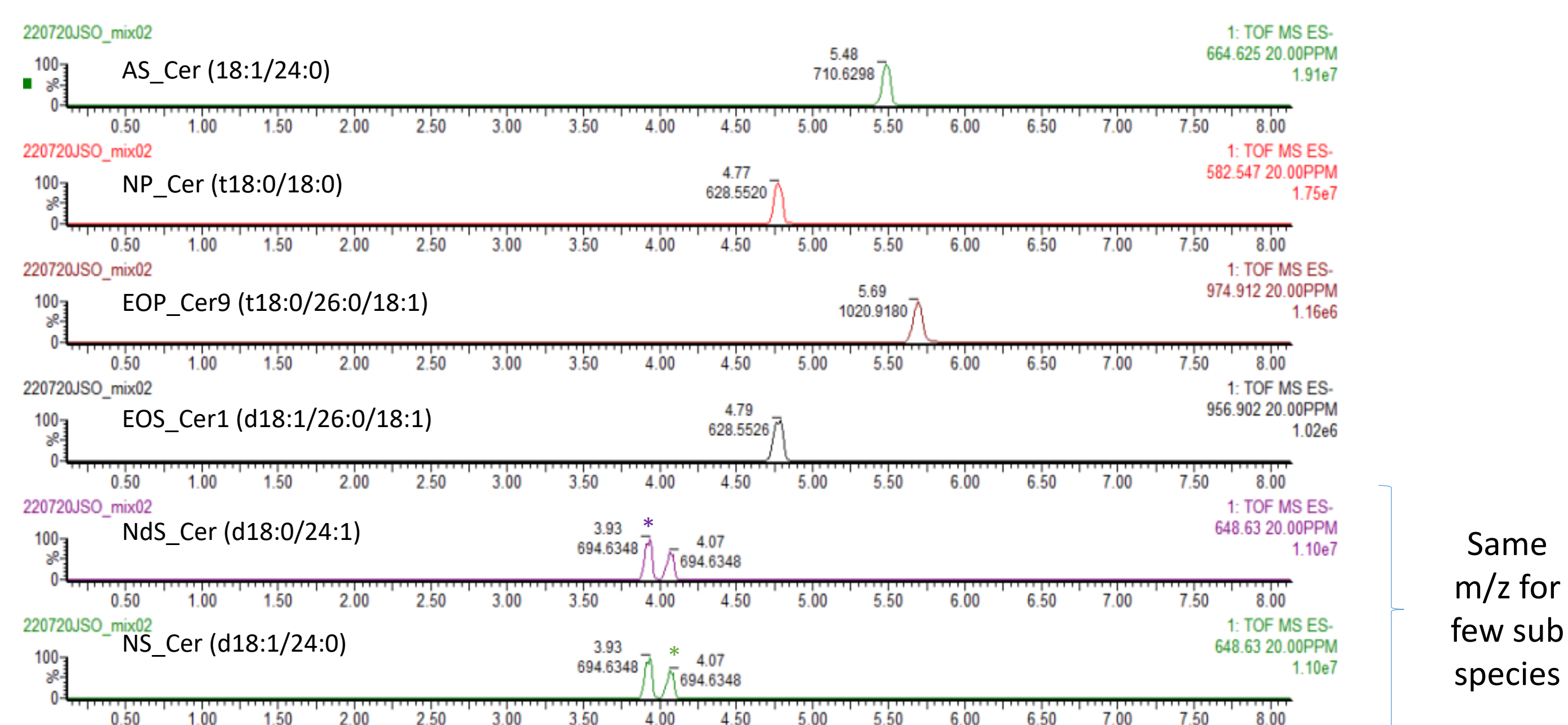
- Column:** Torus DIOL, 100 x 3 mm, 1.7 µm; Waters
- A solvent:** SCCO<sub>2</sub>
- B solvent:** IPA:ACN (50:50); 40% MeOH; 1% FA
- Flow rate:** 1.1 mL/min
- ISM:** Methanol at 0.1 mL/min
- ESI:** Negative ionization mode



⇒ Ceramides separation by polar head in 8 min



✓ Example of separation of commercial standard solution

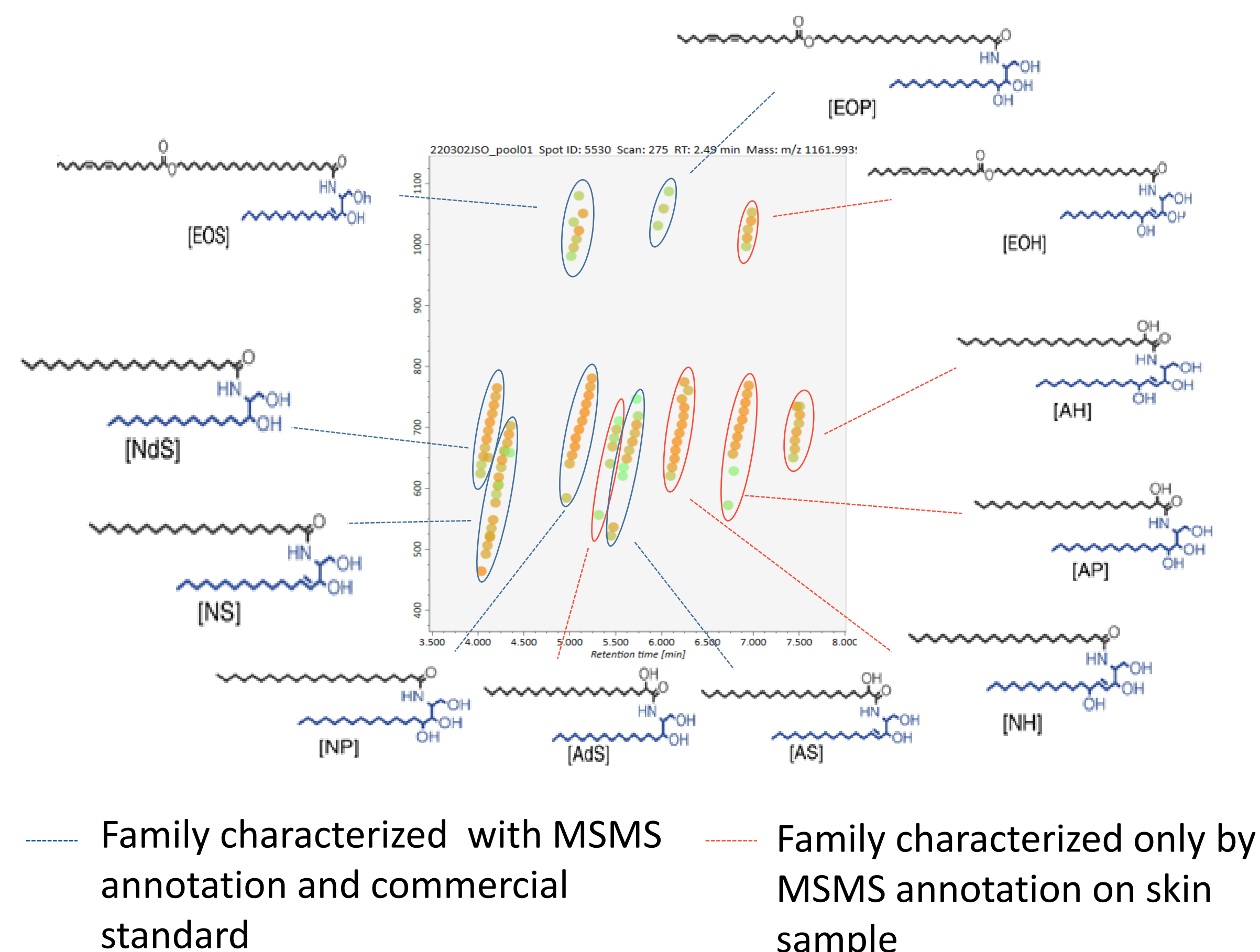


Same m/z for few sub species

⇒ Confirmation of the annotation using MSMS spectra

## Data Processing

- Creation of in-house database containing 280 species divided in 11 subclasses of ceramides
  - MS Dial data processing : optimization of integration parameters
- ⇒ 2D visualization of results obtained on skin samples



## Conclusion & outlook

- ✓ Optimization and validation of skin ceramides extraction
- ✓ Development of a specific and robust method for skin ceramides quantitative profiling using supercritical fluid chromatography coupled to high resolution mass spectrometry

⇒ Application to biological sample in aging context: ongoing analysis

## References

- [1] Smeden et al, Biochimica et Biophysica Acta, 2014 (<https://doi.org/10.1016/j.bbalip.2013.10.002>)
- [2] Smeden et al, Biochimica et Biophysica Acta, 2014 (<http://dx.doi.org/10.1016/j.bbalip.2013.11.006>)
- [3] Jamin et al, EJMS, 2018 (DOI: 10.1177/14699066718815380)

## Acknowledgments

Région Occitanie  
Pierre Fabre Dermo cosmétique

