



HAL
open science

Larger temperature response of autumn leaf senescence than spring leaf-out phenology

Yongshuo Fu, Shilong Piao, Nicolas Delpierre, Fanghua Hao, Heikki Hänninen, Yongjie Liu, Wenchao Sun, Ivan Janssens, Matteo Campioli

► To cite this version:

Yongshuo Fu, Shilong Piao, Nicolas Delpierre, Fanghua Hao, Heikki Hänninen, et al.. Larger temperature response of autumn leaf senescence than spring leaf-out phenology. *Global Change Biology*, 2018, 24 (5), pp.2159-2168. 10.1111/gcb.14021 . hal-04244466

HAL Id: hal-04244466

<https://hal.science/hal-04244466>

Submitted on 4 Apr 2024

HAL is a multi-disciplinary open access archive for the deposit and dissemination of scientific research documents, whether they are published or not. The documents may come from teaching and research institutions in France or abroad, or from public or private research centers.

L'archive ouverte pluridisciplinaire **HAL**, est destinée au dépôt et à la diffusion de documents scientifiques de niveau recherche, publiés ou non, émanant des établissements d'enseignement et de recherche français ou étrangers, des laboratoires publics ou privés.

This is the peer reviewed version of the following article: Fu, Y. H.. et al. *Larger temperature response of autumn leaf senescence than spring leaf-out-phenology* in Global change biology (Ed. Wiley), vol. 24, issue 5 (May 2018), p. 2159-2168.

Which has been published in final form at DOI [10.1111/gcb.14021](https://doi.org/10.1111/gcb.14021)

This article may be used for non-commercial purposes in accordance with Wiley Terms and Conditions for Use of Self-Archived Versions. This version is published under a “All rights reserved” license.

1 **Larger temperature response of autumn leaf senescence than spring**
2 **leaf-out phenology**

3
4 **Running title:** temperature response of autumn leaf senescence
5

6 Yongshuo H. Fu^{1,2*}, Shilong Piao^{3,4}, Nicolas Delapierre⁵, Fanghua Hao¹,
7 Heikki Hänninen⁶, Yongjie Liu², Wenchao Sun¹, Ivan A. Janssens², Matteo Campioli²
8

9 ¹ College of water sciences, Beijing Normal University, Xijiekouwaidajie 19, 100875, Beijing, China

10 ² Centre of Excellence PLECO (Plant and Vegetation Ecology), Department of Biology, University of
11 Antwerp, Universiteitsplein 1, B-2610 Wilrijk, Belgium

12 ³ Sino-French Institute for Earth System Science, College of Urban and Environmental Sciences, Peking
13 University, Beijing 100871, China

14 ⁴ Institute of Tibetan Plateau Research, Center for Excellence in Tibetan Earth Science, Chinese Academy
15 of Sciences, Beijing 100085, China

16 ⁵ Ecologie Systématique Evolution, Univ. Paris-Sud, CNRS, Agro Paris Tech, Université Paris, Saclay,
17 91400 Orsay, France

18 ⁶ Zhejiang A&F University, State Key Laboratory of Subtropical Silviculture, Huanbei Road No. 88,
19 311300 Hangzhou, China
20

21 **Keywords:** climate change, summer and autumn warming, leaf phenology, leaf senescence, leaf-
22 out, temperature sensitivity

23
24 ***Corresponding author:** Yongshuo H. Fu, Tel: +32-651721, Email: Yongshuo.fu@uantwerpen.be

25
26 **Paper type:** Primary Research Articles
27

28 Manuscript for *Global Change Biology*

29 **Abstract**

30 Climate warming is substantially shifting the leaf phenological events of plants, and thereby
31 impacting on their individual fitness and also on the structure and functioning of ecosystems.
32 Previous studies have largely focused on the climate impact on spring phenology, and to date the
33 processes underlying leaf senescence and their associated environmental drivers remain poorly
34 understood. In this study, experiments with temperature gradients imposed during the summer
35 and autumn were conducted on saplings of European beech to explore the temperature responses
36 of leaf senescence. An additional warming experiment during winter enabled us to assess the
37 differences in temperature responses of spring leaf-out and leaf senescence. We found that
38 warming significantly delayed the dates of leaf senescence both during summer and autumn
39 warming, with similar temperature sensitivities (6 - 8 days delay per °C warming), suggesting
40 that, in the absence of water and nutrient limitation, temperature may be a dominant factor
41 controlling the leaf senescence in European beech. Interestingly, we found a significantly larger
42 temperature response of autumn leaf senescence than of spring leaf-out. This suggests a possible
43 larger contribution of delays in autumn senescence, than of the advancement in spring leaf-out,
44 to extending the growing season under future warmer conditions.

45 **Introduction**

46 Plant phenology is the study of periodic plant life cycle events, and how these are influenced by
47 seasonal and interannual variations in climate (Lieth, 2013). Plant phenology is one of the most
48 reliable biological indicators of anthropogenic climate change (Parmesan & Yohe, 2003, Root *et*
49 *al.*, 2003, Walther *et al.*, 2002), and changes in plant phenology impact on individual fitness,
50 species distribution, interspecific interactions, ecosystem structure and function, as well as on
51 feedbacks to the climate system (Chuine *et al.*, 2010, Peñuelas & Filella, 2009, Piao *et al.*, 2007,
52 Thackeray *et al.*, 2016, Zeng *et al.*, 2017). Therefore, understanding the processes underlying
53 plant phenology is essential to improve our understanding of plant and ecosystem responses to
54 the ongoing climate change.

55

56 Plant phenology research has grown tremendously over the past four decades (Hänninen, 2016,
57 IPCC, 2014, Wolkovich & Ettinger, 2014). Most studies, however, have addressed spring
58 phenological events, such as budburst, leaf-out and flowering (Fu *et al.*, 2015, Richardson *et al.*,
59 2013), while autumn phenological events, such as leaf senescence, have been paid comparatively
60 less attention (Gallinat *et al.*, 2015, Panchen *et al.*, 2015). One probable reason for this is the
61 difficulty to accurately acquire leaf senescence observations in natural conditions. However, as
62 the final stage of the leaf's life cycle and as adaptive strategy to unfavorable environmental
63 conditions of temperate and boreal plant species (Chabot & Hicks, 1982), leaf senescence is
64 critical to plants' fitness as well as to ecosystem functions (Estiarte & Peñuelas, 2015, Piao *et al.*,
65 2008, Rohde & Bhalerao, 2007).

66

67 The main function of autumn leaf senescence is to recycle nutrients from senescing leaves and
68 transport them to other plant tissues to support growth during the following spring (Chapin III,

69 1980, Killingbeck, 1996, Maillard *et al.*, 2015). This nutrient-conservation mechanism increases
70 the fitness of individual plants, especially in nutrient poor environments (Chapin III, 1980, May
71 & Killingbeck, 1992). Generally, more than half of the leaf macro-nutrients, such as N and P,
72 are being resorbed during the leaf senescence process, although the nutrient resorption efficiency
73 varies widely among species and elements (Aerts, 1996, Freschet *et al.*, 2010, Wright &
74 Westoby, 2003). Apart from its influence on nutrient cycles, the timing of leaf senescence
75 influences the ecosystem carbon balance by modulating the length of the photosynthetically
76 active period (Myneni *et al.*, 1997, Richardson *et al.*, 2010). Leaf senescence may even play a
77 more critical role than spring phenology in determining the length of the photosynthetically
78 active period (Garonna *et al.*, 2014, Wu *et al.*, 2013). Understanding the response of leaf
79 senescence to climate change is therefore important. However, to date, the processes underlying
80 autumn leaf senescence, their associated environmental controls and the response of leaf
81 senescence to climate change are still poorly understood.

82

83 Photoperiod has generally been proposed as the primary driver of leaf senescence, with a critical
84 photoperiodic threshold, i.e., a critical day length below which leaf senescence is triggered
85 (Lagercrantz, 2009, Wareing, 1956, Way & Montgomery, 2015, Welling & Palva, 2006). For
86 example, the autumnal senescence in mature European aspen occurs every year on almost the
87 same date (Fracheboud *et al.*, 2009). However, photoperiod is not consistently important across
88 species and even sites. For example, a recent study reported that leaf senescence is not triggered
89 by photoperiod across 116 European aspen natural genotypes (Michelson *et al.*, 2017),
90 suggesting that other environmental factors must be involved in driving the leaf senescence
91 process. In line with this finding, many studies have suggested that temperature interacts with

92 photoperiod to control the leaf senescence process (Chung *et al.*, 2013, Hänninen & Tanino,
93 2011, Heide & Prestrud, 2005, Liu *et al.*, 2016a, Tanino *et al.*, 2010), and that temperature can
94 be even the main controlling factor of leaf senescence (Chmielewski & Rötzer, 2001, Estiarte &
95 Peñuelas, 2015, Heide & Prestrud, 2005, Xie *et al.*, 2015), in particular autumn temperature
96 (Delpierre *et al.*, 2009). However, these results are not conclusive because other studies have
97 shown that autumnal senescence is only weakly affected by air temperature (Čufar *et al.*, 2012,
98 Olsson & Jönsson, 2015, Sparks & Menzel, 2002). In addition to photoperiod and temperature,
99 also other environmental factors have been reported to influence the leaf senescence process.
100 These include light intensity (Liu *et al.*, 2016b), precipitation and soil water conditions (see
101 review in Estiarte and Peñuelas (2015)) and soil nutrient status (Sigurdsson, 2001, Weih, 2009).
102 Furthermore, a positive correlation was recently reported between spring leaf-out dates and
103 autumn leaf senescence dates, suggesting that the factors regulating the leaf-out days are carried
104 over to affect leaf senescence in the following autumn (Fu *et al.*, 2014, Signarbieux *et al.*, 2017).
105 Thus, the literature remains inconsistent about the determinants of autumn leaf senescence
106 (Estiarte & Peñuelas, 2015), so that well-designed experiments are needed to investigate and
107 better understand the leaf senescence process.

108

109 Current studies of leaf senescence are generally based on either species-specific long-term in situ
110 observations (Menzel *et al.*, 2006, Panchen *et al.*, 2015), or on remote-sensing based
111 observations (Garonna *et al.*, 2014, Julien & Sobrino, 2009, Liu *et al.*, 2016b, Shen *et al.*, 2015,
112 Xie *et al.*, 2015, Jeong *et al.*, 2011). While manipulation experiments have been conducted, only
113 few have studied the autumn phase in relation to climate change, as opposed to spring
114 (Wolkovich *et al.*, 2012). Furthermore, these few-experimental autumn phenology studies were

115 designed with only one or two warming treatments (Gunderson *et al.*, 2012, Marchin *et al.*,
116 2015, Morin *et al.*, 2010, Norby *et al.*, 2003). How leaf senescence responds to a temperature
117 gradient, whether summer and autumn warming influence leaf senescence differently, and
118 whether autumn phenology has the same temperature sensitivity as spring phenology, to our
119 knowledge, has not yet been experimentally investigated.

120

121 In the present study, we therefore carried out gradient-warming/cooling manipulation
122 experiments using two-year old and one-meter-high saplings of *Fagus sylvatica* L. (European
123 beech), a widespread deciduous forest tree species in temperate Europe. Specifically, we exposed
124 the saplings to either summer or autumn warming. The primary objectives of this study were (1)
125 to quantify the temperature sensitivity of leaf senescence date (St, changes in days per °C
126 warming); (2) to investigate the effect of summer versus autumn warming on leaf senescence
127 dates, and (3) to compare St of autumn senescence with that of spring leaf-out.

128

129 **Materials and methods**

130 **Study site and climate chambers**

131 The experiment was conducted in 12 climate-controlled transparent chambers at the Drie Eiken
132 campus of the University of Antwerp (Belgium, 51°19'N, 4°21'E). The long-term mean annual
133 air temperature is 9.6 °C, and mean monthly air temperatures vary from 2.2 °C in January to 17.0
134 °C in July. Annual precipitation averages 780 mm, being uniformly distributed throughout the
135 year (Campioli *et al.*, 2012). The chambers could be artificially warmed/cooled by a centralized
136 heating/cooling system ensuring different levels of continuous (day and night) warming or
137 cooling above/below the fluctuating ambient air temperature (Fu *et al.*, 2016). Each chamber

138 could accommodate 12 saplings. Temperature sensors (Siemens, type QFA66, Berlin, Germany)
139 were used to continuously monitor the air temperature inside each chamber, logging every 30
140 minutes and storing hourly data. Here, we combine the results from three different experiments
141 performed in the climate chambers using beech saplings of the same provenance and size.

142

143 **Experimental design and leaf senescence measurements**

144 *Tree material.* The experiments used 2-year-old and one-meter-high saplings of *Fagus sylvatica*
145 L. grown from seeds of the same origin and cultivated in the same field for one year at a
146 commercial nursery. We transplanted the saplings into plastic pots (diameter 25 cm, depth 40
147 cm). The pots were moved into the climate-controlled chambers during early summer, late
148 summer or winter (see below). The pots were filled with a substrate that was created by
149 combining potting soil and Lommel sand (grain size <1 mm diameter), bought from commercial
150 suppliers (Van den Broeck and Jos Meeussen & Zoon bvba) in Belgium. In experiment 1 and 2,
151 slow release fertilizer (100 g·m⁻², 13–10–20 for N, P, and K, respectively, all in percentage) was
152 added in end of May to each sapling. Over the growing period, the saplings were watered at least
153 three times per week to ensure no water limitation.

154

155 *Experiment 1 (temperature treatment during summer, targeting leaf senescence)* (Fig. 1). In this
156 experiment, one control treatment (+0°C) and three temperature treatments were applied: +1°C,
157 +3°C and +4°C. Two to four replicate chambers were used, except for the +4°C treatment, for
158 which data from only one chamber were available because one chamber failed. At summer
159 solstice (21 June 2016), four saplings were placed in each chamber. The saplings were moved

160 out at the “end of summer”, i.e., on 15 August 2016. In total, 9 chambers and 36 saplings were
161 used in this experiment.

162

163 *Experiment 2 (temperature treatment during autumn, targeting leaf senescence)* (Fig. 1). In this
164 experiment, we applied one control treatment (+0°C), one cooling treatment (-1°C) and one
165 warming treatment (+1°C), using three replicated chambers for each treatment. Four saplings
166 were exposed to the treatment in each chamber during the autumn period, i.e. from 15 Aug 2016
167 to leaf senescence. In total, 9 chambers and 36 saplings were used in this experiment.

168

169 *Experiment 3 (temperature treatment during winter-spring, targeting leaf-out)*. In winter-spring
170 2016, we conducted a separate warming experiment on the spring leaf-out phenology. Four
171 saplings were moved into each of the twelve climate-controlled chambers on 1 January 2016.
172 During the experiment, five warming temperature treatments, i.e. +1°C, +2°C, +3°C, +4°C and
173 +5°C (two chambers per treatment) and a control treatment (+0°C) were applied. In total, 12
174 chambers and 48 saplings were used in this experiment.

175

176 The warming/cooling provided was generally stable for the experiments 1 and 3 (actual warming
177 was on average $\pm 10\%$ of the prescribed value; see below for description of the experiments).
178 However, for experiment 2 (see below) the warming during autumn was less stable (within \pm
179 20%). This inaccuracy was not considered crucial, because our main analyses were based on the
180 actually realized warming/cooling (e.g. regression analysis, see below), not the envisaged
181 warming.

182

183 **Observation of leaf senescence and leaf-out**

184 Leaf senescence was monitored following Vitasse *et al.* (2009). In detail, the number of leaves
185 with autumn colour was determined visually and the percentage of them, out of the total number
186 of leaves, was calculated. The senescence date was defined as the date when 50% of the leaves
187 had autumn colour. Leaf-out date was defined as the day when the entire leaf blade and the leaf
188 stalk were visible on the terminal buds (Fu *et al.*, 2016).

189

190 **Cooling degree hours**

191 To evaluate the relationships between leaf senescence and air temperature, we calculated cooling
192 degree hours (CDH) as the sum of hourly temperature below a temperature threshold (T_{base})
193 during the study period, i.e., from summer solstice (21 June) to the day of leaf senescence (LS)
194 (Dufrêne *et al.*, 2005). The T_{base} was set at 25°C, according to a previous study on *Fagus*
195 *sylvatica* (Delpierre *et al.*, 2009):

$$CDH = \sum_{start}^{LS} (T_{base} - T_{hourly}) \text{ if } T_{hourly} < T_{base}$$

196 We also tested the use of a higher T_{base} , i.e. 30°C, but found very similar results, and therefore
197 only reported the results based on 25°C in the main text.

198 **Data analysis**

199 The temperature responses of leaf senescence and leaf-out were evaluated using linear regression
200 based on the average dates obtained from the four saplings per chamber. The temperature
201 sensitivity of leaf senescence and leaf-out were defined as the slopes of the linear regression
202 between dates and the actual temperature change in the chambers. Independent samples *t*-tests
203 were used to evaluate the difference between leaf senescence, or leaf-out dates, as well as the

204 accumulated CDH, among different temperature treatments. Differences in the temperature
205 sensitivity of leaf senescence between autumn cooling and autumn warming, and between
206 summer and autumn, as well as in the temperature sensitivity between leaf senescence and leaf-
207 out, were tested using ANCOVA, i.e. testing the slopes and intercepts. All statistical analyses
208 were conducted using SPSS 16.0 (SPSS Inc., Chicago, IL, USA).

209

210 **Results**

211 **Leaf senescence response to experimental warming and cooling**

212 Leaf senescence dates were significantly delayed by the warming treatments, but were
213 significantly advanced by cooling (both $P < 0.05$), as compared to the control treatment (Fig. 1a).
214 Although both summer and autumn warming significantly delayed the leaf senescence dates,
215 compared to the control, a larger delay (14 days on average) was found under summer warming
216 treatments than under autumn warming treatments (11 days on average) (Fig. 1a). As opposed to
217 the warming treatments, cooling significantly advanced the dates of leaf senescence, by 3 days
218 on average ($F=9.8$; $P=0.005$; Fig. 1a).

219

220 **Temperature sensitivity of leaf senescence and leaf-out**

221 In the previous paragraphs the phenology responses were given, independent of the intensity of
222 the warming or cooling. This paragraph aims to render these treatments more comparable by
223 expressing all phenology changes on a per °C basis. By using a relative variable, we aim to
224 removing the influence of different periods (summer vs. autumn) and exposure times to warming.
225 On average, a rise of air temperature by one degree delayed the leaf senescence date by 6.4 ± 1.1
226 days, and the difference in the temperature sensitivity of leaf senescence (St, delay in days per °C

227 warming) between autumn warming treatment (St_{autumn} , 8.3 ± 1.1 days $^{\circ}\text{C}^{-1}$) and summer
228 warming treatment (St_{summer} , 6.1 ± 0.8 days $^{\circ}\text{C}^{-1}$) was not statistically significant ($P=0.75$,
229 Fig. 1b). The absolute St values of leaf senescence during autumn warming and autumn cooling
230 (-6.7 ± 1.0 days $^{\circ}\text{C}^{-1}$ for cooling treatments) also did not differ statistically significantly (Fig. 2).
231
232 Warming significantly advanced the date of leaf-out in spring, with 4.5 ± 0.5 days advancement
233 per degree Celsius warming (Fig. 3a). Compared to the autumn leaf senescence (delay of $8.3 \pm$
234 1.1 days $^{\circ}\text{C}^{-1}$), the temperature sensitivity of leaf-out was thus significantly lower (Fig. 3b),
235 suggesting a larger effect of climate warming on autumn leaf senescence than on spring leaf-out
236 phenology.

237

238 **Correlation between leaf senescence and cooling degree hours**

239 No significant correlation was found between leaf senescence dates and CDH that were
240 accumulated from 21 June to the day of leaf senescence across the temperature treatments
241 ($R^2=0.09$, $P=0.12$, Fig. 4). In addition, the CDH requirement was not significantly different
242 between the two autumn treatments, i.e., 14677K and 13067K for autumn warming treatment
243 and autumn cooling treatment, respectively. However, the CDH requirement of saplings in the
244 summer warming treatment was statistically significantly lower than in the autumn warming and
245 autumn cooling treatments ($P<0.05$).

246

247 **Discussion**

248 Previous studies have highlighted the ambiguous nature of the warming response of leaf
249 senescence (Gunderson *et al.*, 2012, Heide & Prestrud, 2005, Menzel *et al.*, 2006), and

250 attributed this to the limited availability of long-term datasets, the difficulty of quantifying the
251 exact date of leaf senescence under natural conditions, and the lack of focused experimental
252 studies designed to understand the leaf senescence response to temperature. For temperate trees
253 under favorable conditions, i.e., without water or nutrient stress, it is generally assumed that the
254 leaf senescence process is mainly triggered by photoperiod and temperature (Lieth, 2013, Way &
255 Montgomery, 2015). Some studies reported a delayed trend of leaf senescence with climate
256 warming, based on in situ observations (Delpierre *et al.*, 2009, Vitasse *et al.*, 2011), remote
257 sensing observations (Liu *et al.*, 2016b, Reed *et al.*, 2009, Stöckli & Vidale, 2004), as well as
258 open top chamber-based field warming experiments (Gunderson *et al.*, 2012). In contrast, other
259 studies reported insignificant responses or even advanced senescence with climate warming
260 (Norby *et al.*, 2003, Xie *et al.*, 2015), which may be related to warming-induced drought stress
261 (Xie *et al.*, 2015). Based on gradient warming experiments, in which drought was excluded, our
262 study clearly revealed that warming significantly delays the timing of leaf senescence in
263 European beech saplings in both summer and autumn warming, with even more than 30 days
264 delay under the +4°C treatment (4°C higher than ambient). This suggested that, under sufficient
265 water and nutrient conditions, temperature may be more important than photoperiod in
266 controlling the leaf senescence process under temperate latitudes. In fact, if there was a
267 photoperiod threshold, this would have been overpassed by up to 30 days. Note that we found a
268 larger delay (14 days on average) under summer warming treatments than under autumn
269 warming treatments, this was, however, maybe largely attributed to the more intensive warming
270 treatment that was applied during summer (warmed up to ca. 4°C) than during autumn (warmed
271 up to ca. 1°C) (see Fig. 1b). We also did not find a statistical difference of the temperature
272 sensitivity of leaf senescence between autumn warming and autumn cooling treatments. This

273 may be due to the limited sample size in this study, i.e. only one cooling treatment and one
274 warming treatment during autumn, and therefore this conclusion needs to be further studied. In
275 addition, we found a larger temperature sensitivity of leaf senescence, with 6-8 days delay per
276 degree Celsius warming, as opposed to 2-7 days delay per °C warming found in earlier
277 experimental studies (Gunderson *et al.*, 2012, Han *et al.*, 2014, Nakamura *et al.*, 2010). This
278 difference might be related to species differences, to differences in the local environment, as well
279 as to the different experimental designs, i.e., only one or two warming treatments in the previous
280 studies versus gradient warming/cooling in the present study.

281

282 Surprisingly, there were no statistically significant differences in the sensitivity of the leaf
283 senescence process to summer and autumn warming. This implies that the positive impacts of
284 warming on leaf physiology, such as delayed chlorophyll degradation (Fracheboud *et al.*, 2009),
285 leading to delayed leaf senescence at the end of the growing period, does not depend on the
286 seasonal timing of the temperature elevation. Nonetheless, warming may affect different
287 processes during summer (e.g. predominantly cell division and expansion) than during autumn
288 (cell maturation and lignification). Furthermore, warming might affect different phases of the
289 leaf senescence process when applied in summer versus autumn. During summer, warming
290 might delay the leaf senescence onset, whereas autumn warming might slow down the
291 progression rate of the leaf senescence (Fracheboud *et al.*, 2009). These different aspects (delay
292 in leaf senescence onset vs. slowdown of leaf senescence rate) cannot be independently assessed
293 with the coloration method we used.

294

295 The lower CDH requirement associated with the summer treatment should be related to more
296 intense warming in summer than in autumn. We do not believe that the low CDH requirement in
297 summer is related to differences in the leaf senescence date as summer warming elicited, on
298 average, later leaf senescence than autumn warming, which should have caused a larger CDH.
299 The timing of leaf senescence simulated by cooling degree days-based models has been
300 compared in earlier studies with in situ observations (Archetti *et al.*, 2013, Delpierre *et al.*, 2009,
301 Jolly *et al.*, 2005, Vitasse *et al.*, 2011). Consistent with the assumption of degree days-based
302 models, we found that the differences in the cooling degree hours (CDH) required for leaf
303 senescence between the two autumn treatments were statistically insignificant. Furthermore,
304 good model performances were found in boreal tree species (Koski & Selkänaho, 1985,
305 Partanen, 2004, Viherä-Aarnio *et al.*, 2005). However, contrary to the results of the present study,
306 these studies found that warming during summer and autumn would advance, not delay, the
307 timing of leaf senescence. Possibly, this opposite temperature response is attributable to
308 differences among boreal and temperate-zone species. Jeong and Medvigy (2014) reported a
309 nonlinear temperature sensitivity of leaf senescence using many ground observations and
310 suggested that warmer regions may have a larger temperature sensitivity than cooler regions. In
311 addition, recent studies have reported a positive correlation between spring leaf-out and leaf
312 senescence dates in trees (Fu *et al.*, 2014, Signarbieux *et al.*, 2017), delayed senescence
313 following exceptionally late spring greening in sub-arctic grasslands (Leblans *et al.*, 2017), and
314 the performance of senescence models was substantially improved by incorporating this legacy
315 effect.

316

317 Interestingly, we found a larger temperature sensitivity (St) of autumn leaf senescence than
318 spring leaf-out using European beech saplings of the same age. Contrasting conclusions were
319 obtained from a meta-analysis of observations on mature trees from the European phenology
320 network, which reported a larger St of spring leaf-out (4.6 ± 0.07 days $^{\circ}\text{C}^{-1}$) than of autumn leaf
321 colouring (1.0 ± 0.4 days $^{\circ}\text{C}^{-1}$) across plant species (Menzel *et al.*, 2006). This difference may be
322 attributable to the species-specific differences in the phenology response to temperature
323 (Panchen *et al.*, 2015, Richardson *et al.*, 2006, Vitasse *et al.*, 2009). However, similar finding
324 was reported on *Quercus variabilis* seedlings in an open-field warming experiment (Han *et al.*,
325 2014), and on mature beech trees in an altitude gradient (Vitasse *et al.*, 2009). The difference in
326 temperature sensitivity of leaf-out and leaf senescence are likely related to the differential
327 processes between spring and autumn phenology. Concerning spring leaf-out (particularly for
328 diffuse porous species like beech), temperature impacts the end of bud dormancy and the speed
329 of leaf unfolding but no other trees organ (which are inactive before budburst) (Delpierre *et al.*,
330 2016). On the other hand, in autumn, temperature impacts both the leaf physiological status
331 (chlorophyll content, photosynthesis, pigment degradation etc) and tree growth (e.g. wood
332 lignification, fine root growth). The latter reduction of carbon sink activity at the tree scale may
333 be an additional, overlooked trigger of leaf senescence. These interactions might affect leaf
334 senescence onset, in other words not only leaf status but also (and maybe primarily) a lack of
335 sink activity might trigger leaf senescence (see hypothesis in Fu *et al.*, 2014). Therefore, it is
336 logical that temperature has a strong effect on autumn phenology, which, as showed by our data,
337 and even can be stronger than that on spring phenology.

338

339 Given the larger warming response of leaf senescence than of spring leaf-out found in the present
340 study, under future climate warming conditions we can expect a larger contribution of the delay
341 in autumn senescence dates to the extension of photosynthetic season than of the earlier spring
342 leaf-out. Thus, warming induced changes in leaf senescence could play an important role in the
343 ecosystem carbon balance (Keenan *et al.*, 2014, Piao *et al.*, 2008). However, delayed leaf
344 senescence in response to warmer summers-autumns may increase the risk of extreme events
345 such early-frost damage to leaves (Augspurger, 2013, Hänninen, 2016, Inouye, 2008), which
346 would hamper the nutrient resorption. This can lead to reduced nutrient reserves to support next
347 season's growth, and subsequently impact the ecosystem carbon and nutrient cycles (Estiarte
348 & Peñuelas, 2015, Fracheboud *et al.*, 2009). Finally, note that considering the legacy effect of
349 leaf-out on the leaf senescence dates (Fu *et al.*, 2014), the delays in leaf senescence as observed
350 in our experiments might be partially offset by the earlier spring leaf-out in response to warmer
351 winters.

352

353 The underlying physiological processes of leaf senescence and their environmental cues,
354 especially the interactive effect of temperature and photoperiod, are still unclear. Moreover,
355 warming responses of leaf senescence largely differ between natural observations and warming
356 experiments (Wolkovich *et al.*, 2012), ontogenetic differences have been reported between
357 saplings and mature trees (Mediavilla *et al.*, 2014, Vitasse, 2013), and species variability exists
358 in response to warming (Parmesan & Hanley, 2015, Primack *et al.*, 2015). Nonetheless, our
359 study provides important insights. Taking advantage of temperature manipulative experiments,
360 we found that, in the absence of water and nutrient limitation, temperature is a dominant factor
361 controlling the leaf senescence process in European beech, and warming during summer and

362 autumn both significantly delay the date of leaf senescence. Furthermore, we found a larger
363 temperature response of leaf senescence than spring leaf-out. These findings enhance our
364 understanding of leaf phenology response to the climate change, and potentially improve our
365 understanding of phenological impacts on ecosystem carbon and nutrient cycles.

366

367 **Acknowledgments**

368 This study is supported by the General program of National Nature science foundation of China
369 (No. 31770516), the National Key Research and Development Program of China
370 (2017YFA06036001) and the Thousands Talents Program for Young Professionals. Matteo
371 Campioli is a Postdoctoral Fellow of the Research Foundation–Flanders (FWO) and
372 acknowledges ERC for support through ERC-2016-StG-714916 “LEAF-FALL”. Ivan A
373 Janssens acknowledges support from the European Research Council (ERC) through Synergy
374 grant ERC-2013-SyG-610028 “P-IMBALANCE” and support from the University Of Antwerp.

375

376 **Reference**

- 377 Aerts R (1996) Nutrient resorption from senescing leaves of perennials: are there general
378 patterns? *Journal of Ecology*, 597-608.
- 379 Archetti M, Richardson AD, O'keefe J, Delpierre N (2013) Predicting climate change impacts on
380 the amount and duration of autumn colors in a New England forest. *PLoS One*, **8**, e57373.
- 381 Augspurger CK (2013) Reconstructing patterns of temperature, phenology, and frost damage
382 over 124 years: spring damage risk is increasing. *Ecology*, **94**, 41-50.
- 383 Campioli M, Vincke C, Jonard M, Kint V, Demarée G, Ponette Q (2012) Current status and
384 predicted impact of climate change on forest production and biogeochemistry in the
385 temperate oceanic European zone: review and prospects for Belgium as a case study.
386 *Journal of forest research*, **17**, 1-18.
- 387 Chabot BF, Hicks DJ (1982) The ecology of leaf life spans. *Annual review of ecology and*
388 *systematics*, **13**, 229-259.
- 389 Chapin Iii FS (1980) The mineral nutrition of wild plants. *Annual review of ecology and*
390 *systematics*, **11**, 233-260.
- 391 Chmielewski F-M, Rötzer T (2001) Response of tree phenology to climate change across Europe.
392 *Agricultural and Forest Meteorology*, **108**, 101-112.
- 393 Chuine I, Morin X, Bugmann H (2010) Warming, Photoperiods, and Tree Phenology. *Science*,
394 **329**, 277-278.
- 395 Chung H, Muraoka H, Nakamura M, Han S, Muller O, Son Y (2013) Experimental warming
396 studies on tree species and forest ecosystems: a literature review. *Journal of plant*
397 *research*, **126**, 447-460.
- 398 Čufar K, De Luis M, Saz MA, Črepinšek Z, Kajfež-Bogataj L (2012) Temporal shifts in leaf
399 phenology of beech (*Fagus sylvatica*) depend on elevation. *Trees*, **26**, 1091-1100.
- 400 Delpierre N, Dufrêne E, Soudani K, Ulrich E, Cecchini S, Boé J, François C (2009) Modelling
401 interannual and spatial variability of leaf senescence for three deciduous tree species in
402 France. *Agricultural and Forest Meteorology*, **149**, 938-948.
- 403 Delpierre, N., Vitasse, Y., Chuine, I., Guillemot, J., Bazot, S., & Rathgeber, C. B. (2016).
404 Temperate and boreal forest tree phenology: from organ-scale processes to terrestrial
405 ecosystem models. *Annals of Forest Science*, 73(1), 5-25.
- 406 Dufrêne E, Davi H, François C, Le Maire G, Le Dantec V, Granier A (2005) Modelling carbon
407 and water cycles in a beech forest: Part I: Model description and uncertainty analysis on
408 modelled NEE. *Ecological Modelling*, **185**, 407-436.
- 409 Estiarte M, Peñuelas J (2015) Alteration of the phenology of leaf senescence and fall in winter
410 deciduous species by climate change: effects on nutrient proficiency. *Global Change*
411 *Biology*, **21**, 1005-1017.
- 412 Fracheboud Y, Luquez V, Björkén L, Sjödin A, Tuominen H, Jansson S (2009) The control of
413 autumn senescence in European aspen. *Plant Physiology*, **149**, 1982-1991.

- 414 Freschet GT, Cornelissen JH, Van Logtestijn RS, Aerts R (2010) Substantial nutrient resorption
415 from leaves, stems and roots in a subarctic flora: what is the link with other resource
416 economics traits? *New Phytologist*, **186**, 879-889.
- 417 Fu YH, Campioli M, Vitasse Y *et al.* (2014) Variation in leaf flushing date influences autumnal
418 senescence and next year's flushing date in two temperate tree species. *Proceedings of*
419 *the National Academy of Sciences*, **111**, 7355-7360.
- 420 Fu YH, Liu Y, De Boeck HJ *et al.* (2016) Three times greater weight of daytime than of night-
421 time temperature on leaf unfolding phenology in temperate trees. *New Phytologist*, **212**,
422 590-597.
- 423 Fu YH, Zhao HF, Piao SL *et al.* (2015) Declining global warming effects on the phenology of
424 spring leaf unfolding. *Nature*, **526**, 104-+.
- 425 Gallinat AS, Primack RB, Wagner DL (2015) Autumn, the neglected season in climate change
426 research. *Trends in ecology & evolution*, **30**, 169-176.
- 427 Garonna I, Jong R, Wit AJ, Mùcher CA, Schmid B, Schaepman ME (2014) Strong contribution
428 of autumn phenology to changes in satellite- derived growing season length estimates
429 across Europe (1982–2011). *Global Change Biology*, **20**, 3457-3470.
- 430 Gunderson CA, Edwards NT, Walker AV, O'hara KH, Champion CM, Hanson PJ (2012) Forest
431 phenology and a warmer climate–growing season extension in relation to climatic
432 provenance. *Global Change Biology*, **18**, 2008-2025.
- 433 Han S, Chung H, Noh NJ *et al.* (2014) Effect of open-field experimental warming on the leaf
434 phenology of oriental oak (*Quercus variabilis*) seedlings. *Journal of Plant Ecology*, **7**,
435 559-566.
- 436 Hänninen H (2016) *Boreal and temperate trees in a changing climate*. Springer Science Business
437 Media, Dordrecht.
- 438 Hänninen H, Tanino K (2011) Tree seasonality in a warming climate. *Trends in Plant Science*,
439 **16**, 412-416.
- 440 Heide O, Prestrud A (2005) Low temperature, but not photoperiod, controls growth cessation and
441 dormancy induction and release in apple and pear. *Tree physiology*, **25**, 109-114.
- 442 Inouye DW (2008) Effects of climate change on phenology, frost damage, and floral abundance
443 of montane wildflowers. *Ecology*, **89**, 353-362.
- 444 Ipc (2014) *Climate change 2013: the physical science basis: Working Group I contribution to*
445 *the Fifth assessment report of the Intergovernmental Panel on Climate Change*,
446 Cambridge University Press.
- 447 Jeong, S. J., HO, C. H., GIM, H. J., & Brown, M. E. (2011). Phenology shifts at start vs. end of
448 growing season in temperate vegetation over the Northern Hemisphere for the period
449 1982–2008. *Global Change Biology*, **17**(7), 2385-2399.
- 450 Jeong, S. J., & Medvigy, D. (2014) Macroscale prediction of autumn leaf coloration throughout
451 the continental United States. *Global ecology and biogeography*, **23**(11), 1245-1254.
- 452 Jolly WM, Nemani R, Running SW (2005) A generalized, bioclimatic index to predict foliar
453 phenology in response to climate. *Global Change Biology*, **11**, 619-632.

- 454 Julien Y, Sobrino J (2009) Global land surface phenology trends from GIMMS database.
455 International Journal of Remote Sensing, **30**, 3495-3513.
- 456 Keenan TF, Gray J, Friedl MA *et al.* (2014) Net carbon uptake has increased through warming-
457 induced changes in temperate forest phenology. Nature Climate Change, **4**, 598.
- 458 Killingbeck KT (1996) Nutrients in senesced leaves: keys to the search for potential resorption
459 and resorption proficiency. Ecology, **77**, 1716-1727.
- 460 Koski V, Sievänen R (1985) Timing of growth cessation in relation to the variations in the
461 growing season. In: Tigerstedt PMA, Puttonen P, Koski V (Eds) Crop physiology of
462 forest trees. Helsinki University Press. Helsinki, Finland. p. 167-193.
- 463 Lagercrantz U (2009) At the end of the day: a common molecular mechanism for photoperiod
464 responses in plants? Journal of experimental botany, **60**, 2501-2515.
- 465 Leblans N, Sigurdsson B, Vicca S, Fu Y, Penuelas J, Janssens I (2017) Phenological responses of
466 Icelandic subarctic grasslands to short- term and long- term natural soil warming. Global
467 Change Biology.
- 468 Lieth, H. (1974). Purposes of a phenology book. In Phenology and seasonality modeling (pp. 3-
469 19). Springer Berlin Heidelberg.
- 470 Liu Q, Fu YH, Zeng Z, Huang M, Li X, Piao S (2016a) Temperature, precipitation, and
471 insolation effects on autumn vegetation phenology in temperate China. Global Change
472 Biology, **22**, 644-655.
- 473 Liu Q, Fu YH, Zhu Z *et al.* (2016b) Delayed autumn phenology in the Northern Hemisphere is
474 related to change in both climate and spring phenology. Global Change Biology, **22**,
475 3702-3711.
- 476 Maillard A, Diquélou S, Billard V *et al.* (2015) Leaf mineral nutrient remobilization during leaf
477 senescence and modulation by nutrient deficiency. Frontiers in plant science, **6**.
- 478 Marchin RM, Salk CF, Hoffmann WA, Dunn RR (2015) Temperature alone does not explain
479 phenological variation of diverse temperate plants under experimental warming. Global
480 Change Biology, **21**, 3138-3151.
- 481 May JD, Killingbeck KT (1992) Effects of preventing nutrient resorption on plant fitness and
482 foliar nutrient dynamics. Ecology, **73**, 1868-1878.
- 483 Mediavilla S, Herranz M, González-Zurdo P, Escudero A (2014) Ontogenetic transition in leaf
484 traits: a new cost associated with the increase in leaf longevity. Journal of Plant Ecology,
485 **7**, 567-575.
- 486 Menzel A, Sparks TH, Estrella N *et al.* (2006) European phenological response to climate
487 change matches the warming pattern. Global Change Biology, **12**, 1969-1976.
- 488 Michelson IH, Ingvarsson PK, Robinson KM, Edlund E, Eriksson ME, Nilsson O, Jansson S
489 (2017) Autumn senescence in aspen is not triggered by day length. Physiologia
490 Plantarum.
- 491 Morin X, Roy J, Sonié L, Chuine I (2010) Changes in leaf phenology of three European oak
492 species in response to experimental climate change. New Phytologist, **186**, 900-910.

- 493 Myneni RB, Keeling C, Tucker CJ, Asrar G, Nemani RR (1997) Increased plant growth in the
494 northern high latitudes from 1981 to 1991. *Nature*, **386**, 698.
- 495 Nakamura M, Muller O, Tayanagi S, Nakaji T, Hiura T (2010) Experimental branch warming
496 alters tall tree leaf phenology and acorn production. *Agricultural and Forest Meteorology*,
497 **150**, 1026-1029.
- 498 Norby RJ, Hartz- Rubin JS, Verbrugge MJ (2003) Phenological responses in maple to
499 experimental atmospheric warming and CO2 enrichment. *Global Change Biology*, **9**,
500 1792-1801.
- 501 Olsson C, Jönsson AM (2015) A model framework for tree leaf colouring in Europe. *Ecological*
502 *Modelling*, **316**, 41-51.
- 503 Panchen ZA, Primack RB, Gallinat AS, Nordt B, Stevens A-D, Du Y, Fahey R (2015)
504 Substantial variation in leaf senescence times among 1360 temperate woody plant species:
505 implications for phenology and ecosystem processes. *Annals of botany*, **116**, 865-873.
- 506 Parmesan C, Hanley ME (2015) Plants and climate change: complexities and surprises. *Annals*
507 *of botany*, **116**, 849-864.
- 508 Parmesan C, Yohe G (2003) A globally coherent fingerprint of climate change impacts across
509 natural systems. *Nature*, **421**, 37.
- 510 Partanen J (2004) Dependence of photoperiodic response of growth cessation on the stage of
511 development in *Picea abies* and *Betula pendula* seedlings. *Forest Ecology and*
512 *Management*, **188**, 137-148.
- 513 Peñuelas J, Filella I (2009) Phenology feedbacks on climate change. *Science*, **324**, 887-888.
- 514 Piao S, Ciais P, Friedlingstein P *et al.* (2008) Net carbon dioxide losses of northern ecosystems
515 in response to autumn warming. *Nature*, **451**, 49.
- 516 Piao S, Friedlingstein P, Ciais P, Viovy N, Demarty J (2007) Growing season extension and its
517 impact on terrestrial carbon cycle in the Northern Hemisphere over the past 2 decades.
518 *Global Biogeochemical Cycles*, **21**.
- 519 Primack RB, Laube J, Gallinat AS, Menzel A (2015) From observations to experiments in
520 phenology research: investigating climate change impacts on trees and shrubs using
521 dormant twigs. *Annals of botany*, **116**, 889-897.
- 522 Reed BC, Schwartz MD, Xiao X (2009) Remote sensing phenology. In: *Phenology of ecosystem*
523 *processes*. pp Page., Springer.
- 524 Richardson AD, Bailey AS, Denny EG, Martin CW, O'keefe J (2006) Phenology of a northern
525 hardwood forest canopy. *Global Change Biology*, **12**, 1174-1188.
- 526 Richardson AD, Black TA, Ciais P *et al.* (2010) Influence of spring and autumn phenological
527 transitions on forest ecosystem productivity. *Philosophical Transactions of the Royal*
528 *Society of London B: Biological Sciences*, **365**, 3227-3246.
- 529 Richardson AD, Keenan TF, Migliavacca M, Ryu Y, Sonnentag O, Toomey M (2013) Climate
530 change, phenology, and phenological control of vegetation feedbacks to the climate
531 system. *Agricultural and Forest Meteorology*, **169**, 156-173.

- 532 Rohde A, Bhalerao RP (2007) Plant dormancy in the perennial context. Trends in plant science,
533 **12**, 217-223.
- 534 Root TL, Price JT, Hall KR, Schneider SH (2003) Fingerprints of global warming on wild
535 animals and plants. Nature, **421**, 57.
- 536 Shen M, Piao S, Cong N, Zhang G, Jassens IA (2015) Precipitation impacts on vegetation spring
537 phenology on the Tibetan Plateau. Global Change Biology, **21**, 3647-3656.
- 538 Signarbieux C, Toledano E, Sanginés De Carcer P, Fu YH, Schlaepfer R, Buttler A, Vitasse Y
539 (2017) Asymmetric effects of cooler and warmer winters on beech phenology last beyond
540 spring. Global Change Biology.
- 541 Sigurdsson BD (2001) Elevated [CO₂] and nutrient status modified leaf phenology and growth
542 rhythm of young *Populus trichocarpa* trees in a 3-year field study. Trees-Structure and
543 Function, **15**, 403-413.
- 544 Sparks TH, Menzel A (2002) Observed changes in seasons: an overview. International Journal of
545 Climatology, **22**, 1715-1725.
- 546 Stöckli R, Vidale PL (2004) European plant phenology and climate as seen in a 20-year AVHRR
547 land-surface parameter dataset. International Journal of Remote Sensing, **25**, 3303-3330.
- 548 Tanino KK, Kalcsits L, Silim S, Kendall E, Gray GR (2010) Temperature-driven plasticity in
549 growth cessation and dormancy development in deciduous woody plants: a working
550 hypothesis suggesting how molecular and cellular function is affected by temperature
551 during dormancy induction. Plant molecular biology, **73**, 49-65.
- 552 Thackeray SJ, Henrys PA, Hemming D *et al.* (2016) Phenological sensitivity to climate across
553 taxa and trophic levels. Nature.
- 554 Viherä-Aarnio A, Häkkinen R, Partanen J, Luomajoki A, Koski V (2005) Effects of seed origin
555 and sowing time on timing of height growth cessation of *Betula pendula* seedlings. Tree
556 physiology, **25**, 101-108.
- 557 Vitasse Y (2013) Ontogenic changes rather than difference in temperature cause understory trees
558 to leaf out earlier. New Phytologist, **198**, 149-155.
- 559 Vitasse Y, François C, Delpierre N, Dufrêne E, Kremer A, Chuine I, Delzon S (2011) Assessing
560 the effects of climate change on the phenology of European temperate trees. Agricultural
561 and Forest Meteorology, **151**, 969-980.
- 562 Vitasse Y, Porté AJ, Kremer A, Michalet R, Delzon S (2009) Responses of canopy duration to
563 temperature changes in four temperate tree species: relative contributions of spring and
564 autumn leaf phenology. Oecologia, **161**, 187-198.
- 565 Walther G-R, Post E, Convey P *et al.* (2002) Ecological responses to recent climate change.
566 Nature, **416**, 389-395.
- 567 Wareing P (1956) Photoperiodism in woody plants. Annual Review of Plant Physiology, **7**, 191-
568 214.
- 569 Way DA, Montgomery RA (2015) Photoperiod constraints on tree phenology, performance and
570 migration in a warming world. Plant, Cell & Environment, **38**, 1725-1736.

- 571 Weih M (2009) Genetic and environmental variation in spring and autumn phenology of biomass
572 willows (*Salix* spp.): effects on shoot growth and nitrogen economy. *Tree physiology*, **29**,
573 1479-1490.
- 574 Welling A, Palva ET (2006) Molecular control of cold acclimation in trees. *Physiologia*
575 *Plantarum*, **127**, 167-181.
- 576 Wolkovich EM, Cook BI, Allen JM *et al.* (2012) Warming experiments underpredict plant
577 phenological responses to climate change. *Nature*, **485**, 494.
- 578 Wolkovich EM, Ettinger AK (2014) Back to the future for plant phenology research. *New*
579 *Phytologist*, **203**, 1021-1024.
- 580 Wright IJ, Westoby M (2003) Nutrient concentration, resorption and lifespan: leaf traits of
581 Australian sclerophyll species. *Functional Ecology*, **17**, 10-19.
- 582 Wu C, Chen JM, Black TA *et al.* (2013) Interannual variability of net ecosystem productivity in
583 forests is explained by carbon flux phenology in autumn. *Global Ecology and*
584 *Biogeography*, **22**, 994-1006.
- 585 Xie Y, Wang X, Silander JA (2015) Deciduous forest responses to temperature, precipitation,
586 and drought imply complex climate change impacts. *Proceedings of the National*
587 *Academy of Sciences*, **112**, 13585-13590.
- 588 Zeng Z, Piao S, Li LZ *et al.* (2017) Climate mitigation from vegetation biophysical feedbacks
589 during the past three decades. *Nature Climate Change*, **7**, 432-436.
590

591 Figure captions

592

593 Fig 1. (a) The distribution, mean, and standard deviation (plot box) of the leaf senescence dates
594 of European beech saplings under different temperature manipulations and the control. Each grey
595 dot indicates the result for one sapling. (b) Relationship between leaf senescence dates of
596 European beech saplings and the mean temperature change in the treatments, as compared with
597 the ambient temperature. Open circles: Experiment 1, i.e. temperature treatment over the summer
598 period (from summer solstice to 15 August 2016); Grey squares: Experiment 2, temperature
599 treatment over the autumn period (from 15 August 2016 to the date of leaf senescence). The grey
600 line and shaded areas represent linear regression fits (with 95% confidence intervals) across
601 summer and autumn treatments.

602

603 Fig 2. Temperature sensitivities of leaf senescence to autumn (from 15 August 2016 to the date
604 of leaf senescence) cooling and warming. The temperature sensitivity was calculated using
605 simple linear regression. The difference in the sensitivity between autumn cooling and warming
606 is not statistically significant

607 .

608 Fig 3. (a) Experiment 3: temperature treatment during winter-spring 2016. The temperature
609 sensitivity of leaf-out, in relation to the mean temperature change in the treatments, as compared
610 with the ambient temperature. (b) A comparison of the temperature sensitivity of leaf-out and
611 leaf senescence. The asterisk indicates a statistically significant difference ($P < 0.05$).

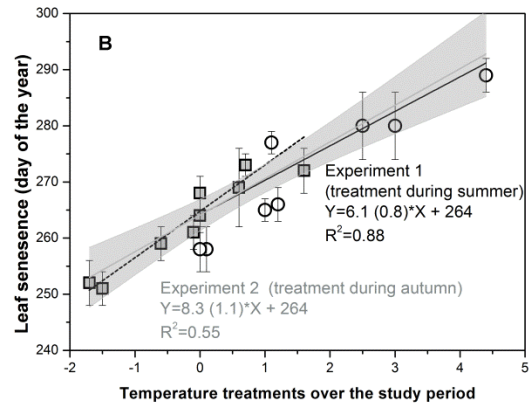
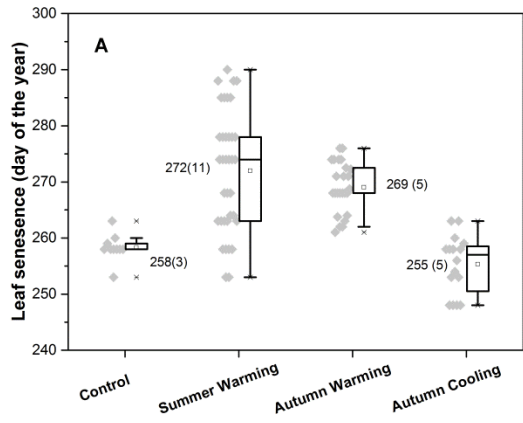
612

613 Fig 4. Correlation between leaf senescence dates and cooling degree hours accumulated in the
614 different treatments. Each dot denotes one climate-controlled chamber. The color bar shows the

615 temperature anomalies in the temperature treatments (blue is control). Treatment of summer
616 warming (squares) refers to the period from summer solstice to 15 August 2016; autumn
617 warming (circles) and autumn cooling (diamonds) refer to the period from 15 August 2016 to the
618 date of leaf senescence.
619

620 FIGURE 1

621



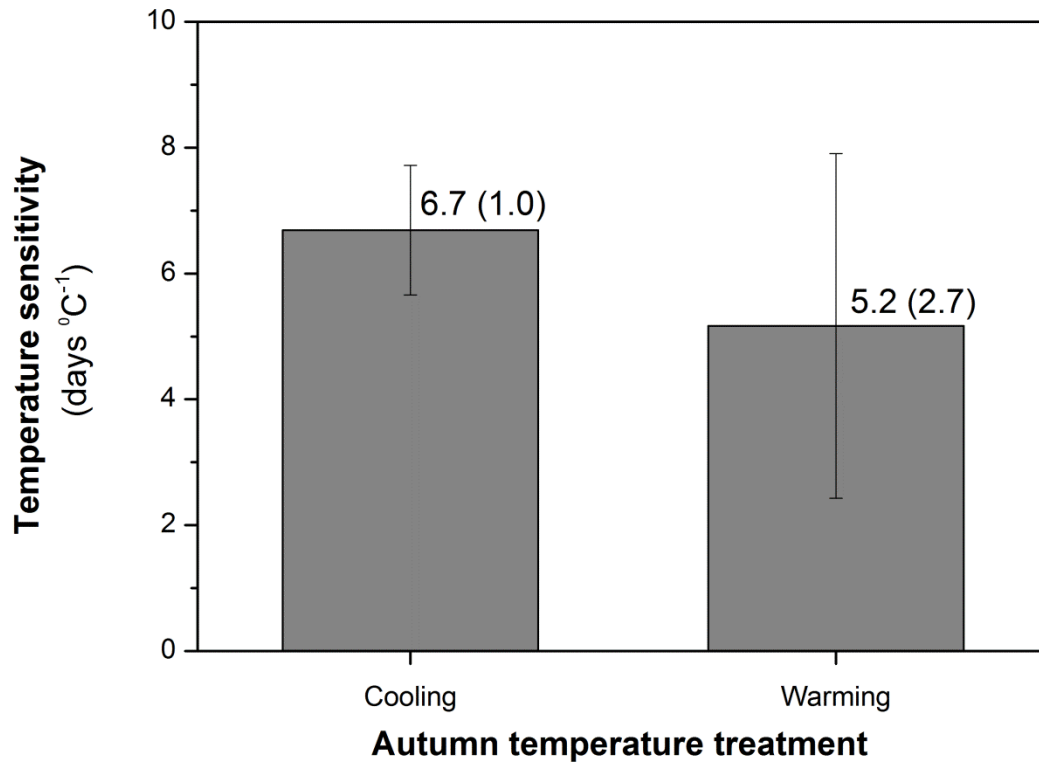
622

623

624

625 FIGURE 2

626

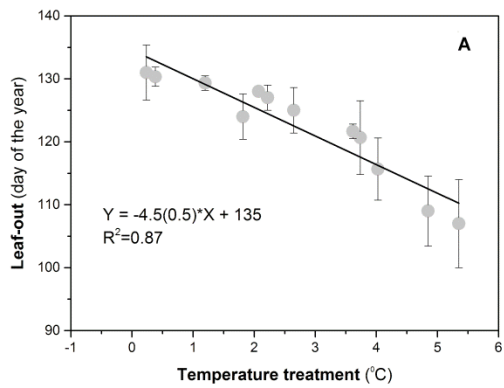


627

628

629 FIGURE 3

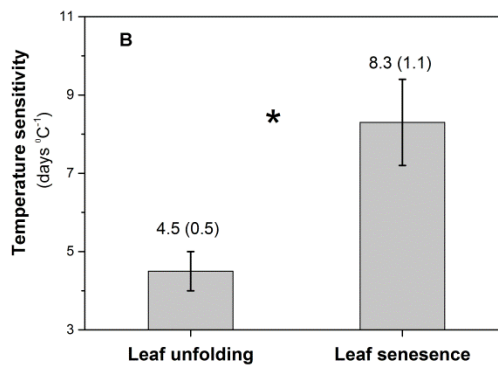
630



631

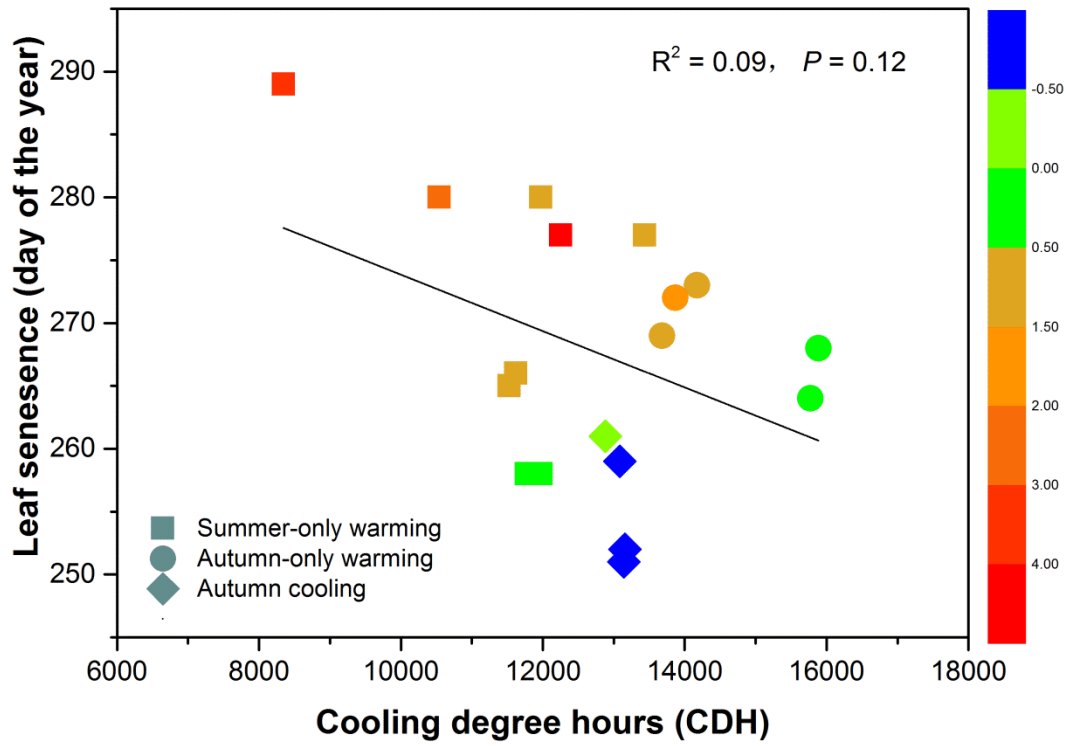
632

633



634 FIGURE 4

635



636