



**HAL**  
open science

# Metal-Free Catalytic Hydrogenolysis of Chlorosilanes into Hydrosilanes with “Inverse” Frustrated Lewis Pairs

Gabriel Durin, Jean-claude Berthet, Pierre Thuéry, Emmanuel Nicolas,  
Thibault Cantat

► **To cite this version:**

Gabriel Durin, Jean-claude Berthet, Pierre Thuéry, Emmanuel Nicolas, Thibault Cantat. Metal-Free Catalytic Hydrogenolysis of Chlorosilanes into Hydrosilanes with “Inverse” Frustrated Lewis Pairs. Chemistry - A European Journal, 2023, 29 (61), 10.1002/chem.202302155 . hal-04236744

**HAL Id: hal-04236744**

**<https://hal.science/hal-04236744>**

Submitted on 11 Oct 2023

**HAL** is a multi-disciplinary open access archive for the deposit and dissemination of scientific research documents, whether they are published or not. The documents may come from teaching and research institutions in France or abroad, or from public or private research centers.

L'archive ouverte pluridisciplinaire **HAL**, est destinée au dépôt et à la diffusion de documents scientifiques de niveau recherche, publiés ou non, émanant des établissements d'enseignement et de recherche français ou étrangers, des laboratoires publics ou privés.

# Metal-Free Catalytic Hydrogenolysis of Chlorosilanes into Hydrosilanes with “Inverse” Frustrated Lewis Pairs\*\*

Gabriel Durin,<sup>[a]</sup> Jean-Claude Berthet,<sup>[a]</sup> Pierre Thuéry,<sup>[a]</sup> Emmanuel Nicolas,<sup>[a]</sup> and Thibault Cantat<sup>\*[a]</sup>

The challenging metal-free catalytic hydrogenolysis of silyl chlorides to hydrosilanes is unlocked by using an inverse frustrated Lewis pair (FLP), combining a mild Lewis acid ( $Cy_2BCl$ ) and a strong phosphazene base (BTTP) in mild conditions (10 bar of  $H_2$ , r. t.). In the presence of a stoichiometric amount of the base, the hydrosilanes  $R_3SiH$  ( $R = Me, Et, Ph$ ) are generated

in moderate to high yields (up to 95%) from their chlorinated counterparts. A selective formation of the valuable difunctional monohydride  $Me_2SiHCl$  is also obtained from  $Me_2SiCl_2$ . A mechanism is proposed based on stoichiometric experiments and DFT calculations; it highlights the critical role of borohydride species generated by the heterolytic splitting of  $H_2$ .

## Introduction

Hydrosilanes are important compounds for the production of a variety of organosilicon compounds<sup>[1]</sup> and attract increasing interest in catalysis for their ability to reduce, in mild conditions, a variety of functional groups such as esters or amides,<sup>[2]</sup> with high selectivity and efficiency. In particular, they offer thermodynamic and kinetic advantages over the utilization of dihydrogen<sup>[3]</sup> to reduce a variety of oxygenated molecules and materials (lignin, plastics, and  $CO_2$ ) viewed as an alternative feedstock to replace oil.<sup>[4]</sup> Their synthesis however currently involves potent reducing agents such as  $NaH$  and  $LiAlH_4$ ,<sup>[5]</sup> resulting in energy intensive overall processes. Their formation using  $H_2$ , a mild and cheap reductant, which is also easily formed from renewable energy and water, would be an attractive and more sustainable route to such compounds.<sup>[6]</sup>

Catalytic hydrogenolysis of halosilanes (I, Br) and triflate (OTf) derivatives has been introduced very recently by the groups of Shimada, Schneider, and Cantat with the use of molecular complexes of noble metals (Ru and Ir).<sup>[7]</sup> In this transformation, a stoichiometric quantity of a base is required to drive the thermodynamics of the reaction by trapping the HX proton generated upon hydrogenolysis. The  $Si-X \rightarrow Si-H$  reaction is sensitive to the steric hindrance of the silane, and the reactivity is in the order  $OTf > I > Br \gg Cl$ . In all cases, chlorosi-

lanes proved almost inert<sup>[8]</sup> and could only be activated by the addition of a stoichiometric amount of additive ( $NaI$ ,  $Na(BAR^F_4)$  ( $Ar^F = 3,5-(CF_3)_2C_6H_3$ )) that favors halide exchanges. A key milestone was achieved by combining an iridium(III) catalyst with a judicious base to access highly reactive iridium polyhydride intermediates, able to promote the catalytic hydrogenolysis of chlorosilanes without the need for a chloride abstractor (Scheme 1).<sup>[9]</sup>

The critical steps in the hydrogenolysis of  $Si-X$  bonds rely on the formation, from  $H_2$  and a stoichiometric base, of transient neutral or anionic hydride species, reactive enough to transfer further a hydride group to the silicon atom. To avoid the use of noble metal complexes, we considered the use of boron-based organocatalysts, able to engage in Frustrated Lewis Pairs (FLPs) reactivity to activate  $H_2$  and generate borohydrides (Scheme 2), the latter species being known to react with chlorosilanes.<sup>[10]</sup> We have previously reported the first metal-free hydrogenolysis of silyl triflate and halides (I, Br) into hydrosilanes with a variety of di- or triarylfuoroboranes, which behave as classical FLPs with amines, such as 2,2,6,6-tetramethylpiperidine (TMP).<sup>[11]</sup> A similar procedure was described for the hydrodehalogenation of benzyl halides.<sup>[12]</sup> Yet, this catalytic system could not convert the less reactive chlorosilanes (Scheme 2).

We report here an efficient catalytic route to convert chlorosilanes into hydrosilanes (with yields up to 95%) under a low pressure of dihydrogen by using  $Cy_2BX$  ( $X = H, Cl$ ) boranes as catalysts. The mild Lewis acids can react as an *inverse* FLP when the phosphazene BTTP is used as a superbases (BTTP = *tert*-Butylimino-tri(pyrrolidino)phosphorane).

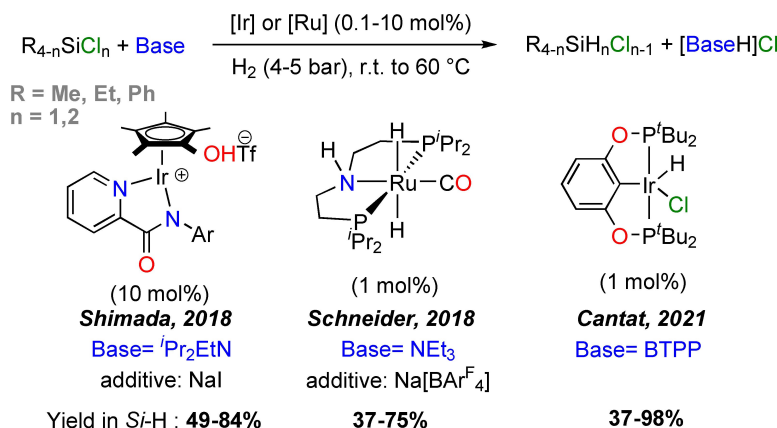
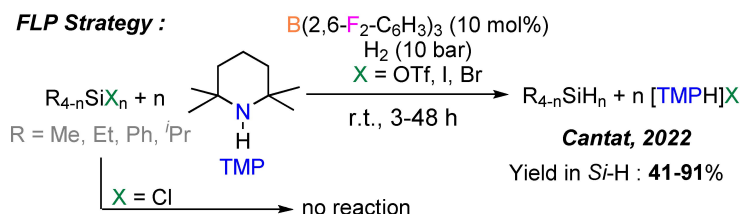
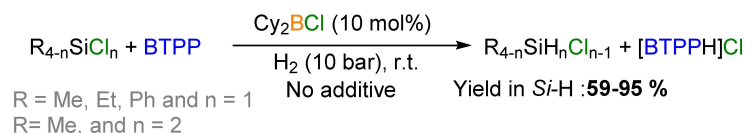
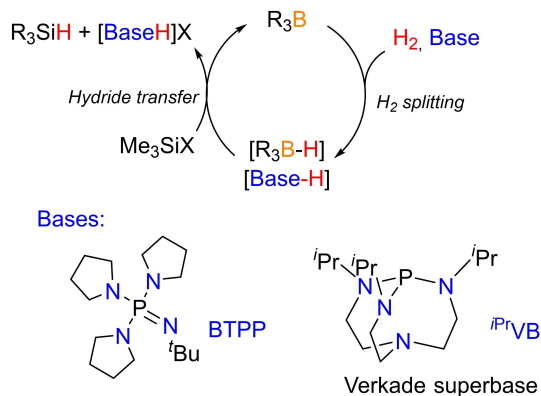
To tackle the metal-free hydrogenolysis of chlorosilanes, we felt it might be successful to increase the hydridic character of the  $[B]-H^-$  species obtained by  $H_2$  splitting with an FLP. However, a decrease in the Lewis acidity of the borane must be counterbalanced by an increase in the basicity of the amine in order to activate  $H_2$ .<sup>[13]</sup> This was demonstrated by Krempner et al. in their pioneering work on the *inverse* frustrated Lewis pairs that relied on the combination of a weak or moderate Lewis acid and a strong Lewis base to cleave  $H_2$  heterolytically

[a] Dr. G. Durin, Dr. J.-C. Berthet, Dr. P. Thuéry, Dr. E. Nicolas, Dr. T. Cantat  
Université Paris-Saclay, CEA, CNRS, NIMBE  
91191 Gif-sur-Yvette (France)  
E-mail: thibault.cantat@cea.fr  
Homepage: <https://iramis.cea.fr/Pisp/thibault.cantat/>

[\*\*] A previous version of this manuscript has been deposited on a preprint server (<https://doi.org/10.26434/chemrxiv-223-sm9h2>).

Supporting information for this article is available on the WWW under <https://doi.org/10.1002/chem.202302155>

© 2023 The Authors. Chemistry - A European Journal published by Wiley-VCH GmbH. This is an open access article under the terms of the Creative Commons Attribution Non-Commercial License, which permits use, distribution and reproduction in any medium, provided the original work is properly cited and is not used for commercial purposes.

**Metal-based strategy :****FLP Strategy :****This work : Inverse FLP****Scheme 1.** Hydrogenolysis routes for the conversion of chlorosilanes to hydrosilanes ( $Ar^F = 3,5-(CF_3)_2C_6H_3$ ).**Scheme 2.** Hydrogenolysis of  $Me_3SiX$  by Frustrated Lewis pairs and  $H_2$  activation by inverse FLPs.

(Scheme 2).<sup>[14]</sup> We thus investigated the hydrogenolysis of  $Me_3SiCl$  in the presence of the *inverse* FLPs  $Ph_3B$  or  $Mes_2BH$  (10 mol%) ( $Mes = 1,3,5$ -trimethylphenyl), with  $BTPP$  (1 eq), under 10 bar of  $H_2$  in  $CD_2Cl_2$  (Table 1). After 24 h at room temperature,  $Me_3SiH$  was obtained in 20% and 11%, respectively (Table 1, entries 1 and 2), and the yields did not significantly improve after prolonged reaction times (less than 5% increase after 7 days for the two reactions). The selectivity in  $Me_3SiH$  was good to excellent (69%–90%), clearly demon-

strating the potential of inverse FLPs to unlock the conversion of chlorosilanes. Replacing the arylborane ( $Ph_3B$ ,  $Mes_2BH$ ) with an alkylborane, *e.g.*, 9-BBN (9-borabicyclo[3.3.1]nonane) or  $Cy_2BH$ , significantly increased the yields in  $Me_3SiH$ . They reached 44% and 84%, respectively, after 24 h, and the selectivity was excellent (Table 1, entries 3 and 4). However, no reaction took place with catecholborane ( $CatBH$ ) (Table 1, entry 6). Chlorodicyclohexylborane (10 mol%) proved to be the best catalyst affording selectively  $Me_3SiH$  in 92% yield after 24 h (95% after 38 h) in dichloromethane (Table 1, entry 7). Halving the catalyst loading (5 mol%) led to a slight decrease of the yield in  $Me_3SiH$  (92% to 89%, Table 1, entry 8), while a decrease of the  $H_2$  pressure (from 10 to 5 bar) had a more significant influence on the yield, down to 64% (Table 1, entry 9). When the reaction is performed without  $H_2$ , only 4% of  $Me_3SiH$  is formed when  $Cy_2BH$  is used as a Lewis acid, confirming that  $H_2$  is the hydride source (Table 1, entry 5, and Scheme 4). This is corroborated by a labeling experiment under  $D_2$  (10 bar), where the signal of the  $Me_3Si$  moiety (a doublet for  $Me_3SiH$ ) becomes a singlet as expected for the formation of  $Me_3SiD$  (see Supporting Information Section 2.1.2).

With the catalyst  $Cy_2BCl$  in hand, the role of the superbases was evaluated in the catalytic hydrogenolysis of  $Me_3SiCl$ , exchanging the phosphazene  $BTPP$  for the guanidine  $BTMG$  (2-*tert*-butyl-1,1,3,3-tetramethylguanidine) and the phosphazene

$P_1^tBu$  (*tert*-Butylimino-tris(dimethylamino)phosphorane). Although these two nitrogen bases have similar steric hindrances, they differ by their pKa (26.5 for BTMG and 27.0 for  $P_1^tBu$  in MeCN, compared to 28.4 for BTTP).<sup>[15]</sup> While no traces of  $Me_3SiH$  could be detected with BTMG, the yield in hydrosilane reached 14% with  $P_1^tBu$  (Table 1, entries 10 and 11), far from the >95% yield obtained with BTTP (Table 1, entry 7). An increase in the basicity thus leads to higher yields in the formation of the hydrosilane.

The scope of the hydrogenolysis was then extended to other mono and dichlorosilanes, namely  $Et_3SiCl$ ,  $Ph_3SiCl$ , and  $Me_2SiCl_2$ , using the optimized conditions (Table 2). Increased

steric hindrance in the chlorosilane did not significantly alter the yields in hydrosilane:  $Et_3SiH$  and  $Ph_3SiH$  are obtained in slightly lower yields albeit much more slowly (84% and 86% respectively in 48 h) than  $Me_3SiH$  (Table 2, entries 1 and 2). This broader applicability contrasts with previous reports using metal catalysts that are much more sensitive to substrate steric hindrance (Ru, Ir).<sup>[7a-c,9]</sup> For example, with an iridium(I) carbene catalyst, the group of Shimada reported that while  $Me_3SiH$  is obtained from  $Me_3SiOTf$  in 93% yield after 8 h, the hydrogenolysis of  $Et_3SiOTf$  to  $Et_3SiH$  (84%) requires 4 days of reaction.<sup>[7a]</sup> A drop of 20% in yield was also reported when  $Me_3SiCl$  was switched for  $Et_3SiCl$  in the NaI-promoted, Ir(I)-

**Table 1.** Screening of Lewis acid and base for the hydrogenolysis of  $Me_3SiCl$ .<sup>[a]</sup>

$Me_3SiCl + Base \xrightarrow[1.1\text{ eq}]{LA (10\text{ mol}\%), H_2 (10\text{ bar}), CD_2Cl_2, r.t.} Me_3SiH + [BaseH]Cl$							
Entry	$p(H_2)$ [bar]	Lewis Acid (LA)	Hydricity [kcal mol <sup>-1</sup> ] <sup>[16]</sup>	Base	Conv. [%] <sup>[b]</sup>	%yield [Select.] <sup>[b]</sup>	Reaction time [h]
1	10	$Ph_3B$	36	BTTP	22	20 (91)	24
2	10	$Mes_2BH$	34	BTTP	16	11 (69)	24
3	10	9-BBN	33	BTTP	50	44 (88)	24
4	10	$Cy_2BH$	30	BTTP	85	84 (99)	24
5 <sup>[c]</sup>	0	$Cy_2BH$	30	BTTP	6	4 (67)	24
6	10	CatBH	26	BTTP	0	–	48
7	10	$Cy_2BCl$	35	BTTP	95	92 (97)	24
					99	95 (96)	38
8 <sup>[d]</sup>	10	$Cy_2BCl$	35	BTTP	91	89 (98)	24
9	5	$Cy_2BCl$	35	BTTP	65	64 (99)	24
10	10	$Cy_2BCl$	35	$P_1^tBu$	20	14 (70)	48
11	10	$Cy_2BCl$	35	BTMG	0	–	48

[a] General conditions: 0.1 mmol of  $Me_3SiCl$ , 0.11 mmol of the base, 10  $\mu$ mol of LA (10 mol%), 0.5 mL of solvent, room temperature. [b] Conversions, selectivities, and yields were determined by <sup>1</sup>H NMR integration of the  $R_3Si$  signals versus an internal standard (1,3,5-trimethylbenzene). [c] Under argon atmosphere. [d] 5 mol% of LA.

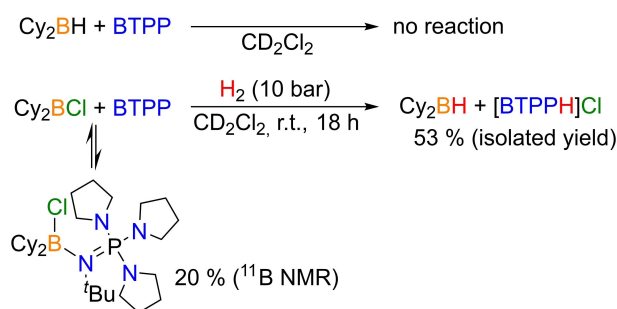
**Table 2.** Scope of the hydrogenolysis of chlorosilanes with BTTP and  $Cy_2BCl$ .<sup>[a]</sup>

$R_{4-n}SiCl_n + BTTP \xrightarrow[1.1\text{ eq}]{Cy_2BCl (10\text{ mol}\%), H_2 (10\text{ bar}), CD_2Cl_2, r.t.} R_{4-n}SiH_nCl_{n-1} + [BTTPH]Cl$					
Entry	Chlorosilane	Product	Conv. [%] <sup>[b]</sup>	Yield (Select.) [%] <sup>[b]</sup>	Time [h]
1	$Et_3SiCl$	$Et_3SiH$	85	84 (99)	48
2	$Ph_3SiCl$	$Ph_3SiH$	89	86 (97)	48
3	$Me_2SiCl_2$	$Me_2SiHCl$	76	59 (78)	300
		$Me_2SiH_2$		6 (9)	
4 <sup>[c]</sup>	$Me_2SiCl_2$	$Me_2SiHCl$	98	48 (48)	72
		$Me_2SiH_2$		10 (10)	

[a] General conditions: 0.1 mmol of  $Me_3SiCl$ , 0.11 mmol of BTTP, 10  $\mu$ mol of LA, 0.5 mL of solvent at room temperature. [b] Conversions, selectivity, and yields were determined by <sup>1</sup>H NMR integration of the  $R_3Si$  signals versus an internal standard (1,3,5-trimethylbenzene). [c] 2 equiv. of BTTP was used. A complex mixture of silylated side products was also obtained.

catalyzed hydrogenolysis reaction, as reported by the Shimada group.<sup>[7b]</sup> Of interest,  $\text{Me}_2\text{SiCl}_2$  was successfully converted to  $\text{Me}_2\text{SiHCl}$  in 59% yield after 300 h. A good selectivity of 78% was obtained,  $\text{Me}_2\text{SiH}_2$  being formed as a side-product (Table 2, entry 3). This is the best selectivity reported so far for the formation of  $\text{Me}_2\text{SiHCl}$ , by hydrogenation. Such hydridochloro compounds involving two reactive sites (H and Cl) are interesting in the industry since they can promote further functionalization in silicon polymer chemistry.<sup>[17]</sup> Adding a second equivalent of BTTP to the previous reaction increased the conversion to 98% but did not result in the selective formation of  $\text{Me}_2\text{SiH}_2$ , which is formed in 10% yield, while  $\text{Me}_2\text{SiHCl}$  (48%) remained the major product. The decrease in selectivity mainly reflects secondary redistribution reactions, similar to those described by Holthausen and Auner.<sup>[18]</sup>

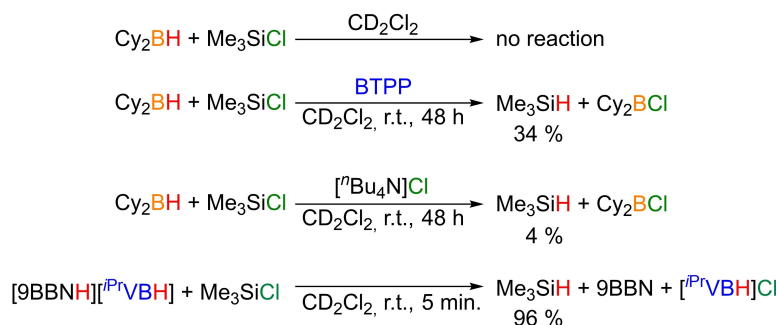
We were then interested in the mechanism of the reaction and, more precisely, in the nature of the active hydride species able to reduce the Si–Cl bond. First, the behavior of the superbases with the reagents (boranes and chlorosilanes) was investigated, starting with the stoichiometric addition of the base to a solution of  $\text{Cy}_2\text{BX}$  in  $\text{CD}_2\text{Cl}_2$  (X = H, Cl). When combined in a 1:1 ratio,  $\text{Cy}_2\text{BH}$  and BTTP gave a colorless solution in  $\text{CD}_2\text{Cl}_2$ . No interaction could be detected from the  $^1\text{H}$  spectrum, the signals being those of the free compounds (Scheme 3 and see Supporting Information Section 2.2.2). However, in contrast, a  $\text{CD}_2\text{Cl}_2$  solution of  $\text{Cy}_2\text{BCl}$  turned immediately yellow in the presence of BTTP: a new species with broadened  $^1\text{H}$  NMR signals was observed, indicating significant interaction between the chloroborane and the base. The  $^{11}\text{B}$  NMR spectrum of the mixture evidenced two singlets, one for the free  $\text{Cy}_2\text{BCl}$  ( $\delta = 66.9$  ppm)



**Scheme 3.** Stoichiometric reactions between  $\text{Cy}_2\text{BX}$  (X = H, Cl), BTTP, and  $\text{H}_2$ .

and another shifted upfield at 6.98 ppm, characteristic of tetrahedral boron, which we assigned to the  $\text{Cy}_2\text{BCl} \leftarrow \text{BTTP}$  adduct, obtained in ca. 20% yield (Scheme 3 and see Supporting Information Section 2.2.1). Of interest, no reaction was observed by  $^1\text{H}$  NMR between  $\text{Me}_3\text{SiCl}$  and BTTP in dichloromethane.<sup>[11]</sup> Moreover, we already showed in a previous report that  $\text{Me}_3\text{SiCl}$  is more reactive than  $[\text{Me}_3\text{SiBTTP}]\text{Cl}$  for hydride transfers.<sup>[9]</sup> Despite the presence of a  $\text{Cy}_2\text{BCl} \leftarrow \text{BTTP}$  adduct, its formation is reversible, and the  $\text{H}_2$  splitting still occurs.<sup>[19]</sup> Indeed, exposing a solution of  $\text{Cy}_2\text{BCl}$  and BTTP under 10 bar of  $\text{H}_2$  led to the formation of dicyclohexylborane after 18 h, which was isolated (53% yield) (Scheme 3).

Next, we investigated the hydride transfer step. The stoichiometric reaction between dicyclohexylborane ( $\text{Cy}_2\text{BH}$ ) and  $\text{Me}_3\text{SiCl}$  showed no trace of  $\text{Me}_3\text{SiH}$ . However, when BTTP (1 eq) was added to a dichloromethane solution of  $\text{Cy}_2\text{BH}$  and  $\text{Me}_3\text{SiCl}$ , we observed the slow formation of  $\text{Me}_3\text{SiH}$  (4% in 24 h and 34% after 48 h) (see Table 1, entry 5 and Scheme 4). This led us to consider the transient formation of an anionic  $[\text{Cy}_2\text{BHCl}]^-$  species as the reactive hydride donor. Indeed, BTTP and  $\text{Me}_3\text{SiCl}$  can react to form the silylium salt  $[(\text{BTTP})\text{SiMe}_3]\text{Cl}$ ,<sup>[9]</sup> which can further transfer its chloride to  $\text{Cy}_2\text{BH}$  to form  $[\text{Cy}_2\text{BHCl}][\text{BTTP}(\text{SiMe}_3)]$ . To support this hypothesis, we reacted  $[\text{t}^{\text{Bu}}\text{N}]\text{Cl}$  and  $\text{Cy}_2\text{BH}$  in  $\text{THF}-d_8$  and observed the formation of  $[\text{Cy}_2\text{BHCl}][\text{t}^{\text{Bu}}\text{N}]$  ( $\delta = 8.20$  ppm in the  $^{11}\text{B}$  NMR spectrum; see Supporting Information Section 2.2.4). This chloroborohydride did react, albeit very slowly, in  $\text{CD}_2\text{Cl}_2$  and under argon, with  $\text{Me}_3\text{SiCl}$  to give the hydrosilane, and only 4% of  $\text{Me}_3\text{SiH}$  were obtained after 48 h (see Supporting Information Section 2.2.5), compared to a catalytic reaction proceeding to full conversion within 24 h (Table 1, entry 7). While  $[\text{Cy}_2\text{BHCl}]^-$  cannot be ruled out as one of the active species, other hydride donors may be involved. We thus considered the formation of dihydride  $[\text{Cy}_2\text{BH}_2]^-$  that might arise from the reaction between  $\text{Cy}_2\text{BH}$ ,  $\text{H}_2$ , and BTTP. This species is a stronger hydride donor than  $[\text{Cy}_2\text{BCH}]^-$  as highlighted by a lower hydricity value (30 vs. 35).<sup>[16]</sup> Despite our efforts, we could not generate  $[\text{Cy}_2\text{BH}_2]^-$ . However, similar dihydride species have already been obtained from  $\text{H}_2$  splitting and structurally characterized.<sup>[14a,20]</sup> To confirm this hypothesis, we have synthesized the stable  $[\text{9-BBNH}][\text{t}^{\text{Pr}}\text{VBH}]$  compound ( $\text{t}^{\text{Pr}}\text{VB} = 2,8,9\text{-Triisopropyl-2,5,8,9-tetraaza-1-phosphabicyclo [3.3.3]undecane}$ , the Verkade base) previously reported



**Scheme 4.** Stoichiometric reactions between hydroboranes and  $\text{Me}_3\text{SiCl}$ .

by Krempner.<sup>[14a]</sup> Addition of a solution of  $\text{Me}_3\text{SiCl}$  in  $\text{CD}_2\text{Cl}_2$  on ca. 5 equiv. of this borohydride readily gave  $\text{Me}_3\text{SiH}$  almost quantitatively (see Supporting Information Section 2.2.7). Such a reaction occurs within minutes at r.t. and suggests that the most active hydride transfer species would be the transient anionic boron dihydride  $[\text{Cy}_2\text{BH}_2]^-$ .

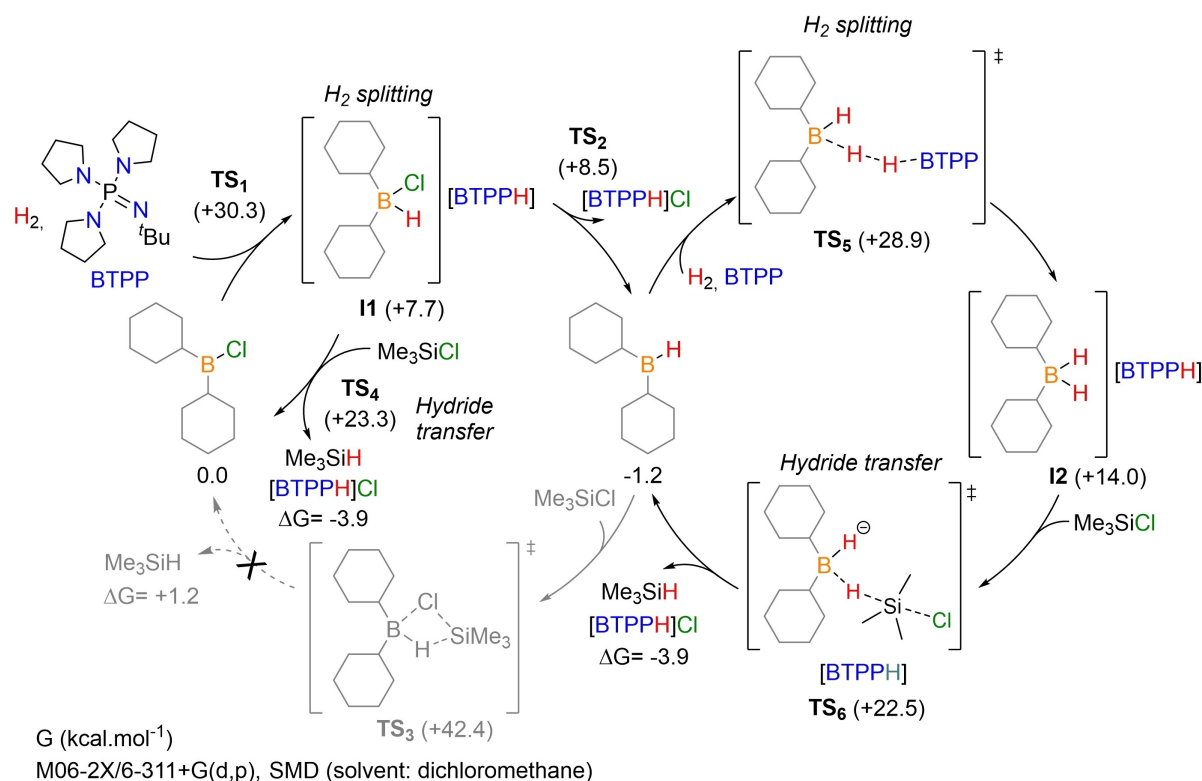
To support the experimental data and to get further mechanistic insights, DFT calculations have been performed at the M06-2X/6-311+G(d) level, using the SMD model to account for the solvation in  $\text{CH}_2\text{Cl}_2$  (Scheme 5; see Supporting Information Section 3 for details). Starting from  $\text{Cy}_2\text{BCl}$ , heterolytic splitting of  $\text{H}_2$  by the  $\text{Cy}_2\text{BCl}:\text{BTTPP}$  *inverse* FLP gives the chloroborohydride species  $[\text{Cy}_2\text{BHCl}][\text{BTTPH}]$  ( $\Delta G = +7.7 \text{ kcal mol}^{-1}$ ) through a high energy transition state at  $+30.3 \text{ kcal mol}^{-1}$ . The latter borohydride can then transfer its hydride to  $\text{Me}_3\text{SiCl}$  to form  $\text{Me}_3\text{SiH}$  and the byproduct  $[\text{BTTPH}]\text{Cl}$  ( $\Delta G = -3.9 \text{ kcal mol}^{-1}$ ;  $\Delta G^\ddagger = +23.3 \text{ kcal mol}^{-1}$ ). The borohydride  $[\text{Cy}_2\text{BHCl}][\text{BTTPH}]$  can also easily release its chloride anion to give the borane  $\text{Cy}_2\text{BH}$  ( $\Delta\Delta G = -8.9 \text{ kcal mol}^{-1}$ ;  $\Delta\Delta G^\ddagger = +0.8 \text{ kcal mol}^{-1}$ ). The latter borane cannot transfer its hydride directly to  $\text{Me}_3\text{SiCl}$  due to an inaccessible transition state ( $\Delta\Delta G^\ddagger = +43.6 \text{ kcal mol}^{-1}$ ), in line with the experimental observations (see above).

Splitting of  $\text{H}_2$  by the *inverse* FLP  $\text{Cy}_2\text{BH}:\text{BTTPP}$  to give  $[\text{CyBH}_2][\text{BTTPH}]$  is endergonic ( $\Delta\Delta G = +15.2 \text{ kcal mol}^{-1}$ ) with an energy barrier of  $28.9 \text{ kcal mol}^{-1}$ . This dialkylboron dihydride can readily transfer a hydride to  $\text{Me}_3\text{SiCl}$  in an exergonic process ( $\Delta\Delta G = -17.9 \text{ kcal mol}^{-1}$ ) via a TS at  $+22.5 \text{ kcal mol}^{-1}$ .  $\text{Cy}_2\text{BH}$  is

then regenerated concomitantly to the formation of the hydrosilane and the byproduct  $[\text{BTTPH}]\text{Cl}$ , thereby closing a catalytic cycle with an overall exergonicity of  $3.9 \text{ kcal mol}^{-1}$ . The total energetic span of the catalytic cycle,  $30.1 \text{ kcal mol}^{-1}$ , is only slightly higher than expected within the reaction conditions (24 h at r.t. under 10 bar of  $\text{H}_2$ ) and defined by the formation of the borohydride  $[\text{CyBH}_2][\text{BTTPH}]$  from the splitting of  $\text{H}_2$  with  $\text{Cy}_2\text{BH}$  and BTTP (TS<sub>5</sub>).

## Conclusions

The catalytic hydrogenolysis of chlorosilanes is highly challenging due to the strength of the Si–Cl bond, and all the rare reports use noble metal catalysts (Ru, Ir). We have developed a new transition metal-free catalytic pathway that combines mild Lewis acid catalysts (boranes) with a nitrogen superbase in an *inverse* FLP strategy. The *inverse* FLP combining  $\text{Cy}_2\text{BH}$ , particularly the cost-efficient  $\text{Cy}_2\text{BCl}$ , with BTTPP, proved the most efficient to afford hydrosilanes in high yields and under mild conditions (r.t., 10 bar  $\text{H}_2$ ). Experimental evidence and theoretical calculations support a mechanism where reactive borohydride species ( $\text{Cy}_2\text{BH}_2^-$ ) issued from the heterolytic splitting of  $\text{H}_2$  are the key hydride transfer agents.



**Scheme 5.** Computed mechanism for the hydrogenolysis of  $\text{Me}_3\text{SiCl}$  with  $\text{Cy}_2\text{BX}:\text{BTTPP}$  ( $\text{X}=\text{H}, \text{Cl}$ ) FLP systems (at the M06-2X/6-311+G(d,p) level of theory, using the SMD model to account for the solvent effects: dichloromethane).

## Experimental Section

General procedure for the catalytic hydrogenolysis of silyl chlorides: In the glovebox, a New Era NMR tube was charged with the borane catalyst (10  $\mu\text{mol}$ , 10 mol%), the base (0.11 mmol, 1.1 equiv.), mesitylene Mes (7  $\mu\text{L}$ , 0.05 mmol, 0.5 equiv.) and silyl chloride (0.10 mmol) in 0.5 mL of solvent. The solution was frozen in liquid nitrogen ( $\text{N}_2(\text{l})$ ) and degassed twice before the headspace on the solution is filled with  $\text{H}_2$  (10 bar). The tube is immediately shaken and maintained at r.t. for the reaction. The products were identified by  $^1\text{H}$  NMR spectroscopy and quantified by relative integration of the  $^1\text{H}$  NMR  $\text{R}_\text{x}\text{Si}$  signals versus those of Mes (internal standard).

Deposition Number(s) 2249952 (for  $[\text{P}^t\text{BuH}][\text{Ph}_3\text{BCl}]\cdot\text{C}_6\text{H}_6$ ), and 2249953 (for  $[\text{P}^t\text{BuH}]\text{Cl}$ ) contain(s) the supplementary crystallographic data for this paper. These data are provided free of charge by the joint Cambridge Crystallographic Data Centre and Fachinformationszentrum Karlsruhe Access Structures service.

## Supporting Information

The authors have cited additional references within the Supporting Information.<sup>[21]</sup>

## Acknowledgements

For financial support of this work, we acknowledge CEA, CNRS, the University Paris-Saclay, CINES (HPC Computing time on Occigen, grant no. A010806494), and the European Research Council (ERC Consolidator Grant Agreement no. 818260).

## Conflict of Interests

The authors declare no conflict of interest.

## Data Availability Statement

The data that support the findings of this study are available in the supplementary material of this article.

**Keywords:** boron · frustrated Lewis pairs · hydrogenolysis · hydrosilanes · phosphazenes

- [1] a) B. Marciniec, in *Hydrosilylation: a comprehensive review on recent advances* (Eds.: B. Marciniec), Dordrecht, 2009, pp. 159–288; b) L. Rösch, P. John, R. Reitmeier, in *Ullmann's Encyclopedia of Industrial Chemistry* (Eds.: V. C. H. V. G. Wiley, K. Co), Wiley-VCH Verlag GmbH & Co. KGaA, Weinheim, Germany, 2000, pp. 637–669.
- [2] a) N. Chatani, S. Fujii, Y. Yamasaki, S. Murai, N. Sonoda, *J. Am. Chem. Soc.* **1986**, *108*, 7361–7373; b) S. Das, D. Addis, S. Zhou, K. Junge, M. Beller, *J. Am. Chem. Soc.* **2010**, *132*, 1770–1771; c) D. Addis, S. Das, K. Junge, M. Beller, *Angew. Chem. Int. Ed.* **2011**, *50*, 6004–6011; d) A. Volkov, F. Tinnis, T. Slagbrand, P. Trillo, H. Adolfsson, *Chem. Soc. Rev.* **2016**, *45*, 6685–6697.
- [3] C. Chauvier, T. Cantat, *ACS Catal.* **2017**, *7*, 2107–2115.

- [4] a) F. J. Fernández-Alvarez, A. M. Aitani, L. A. Oro, *Catal. Sci. Technol.* **2014**, *4*, 611–624; b) E. Feghali, T. Cantat, *ChemSusChem* **2015**, *8*, 980–984; c) P. J. Deuss, K. Barta, *Coord. Chem. Rev.* **2016**, *306*, 510–532; d) L. Monsigny, E. Feghali, J.-C. Berthet, T. Cantat, *Green Chem.* **2018**, *20*, 1981–1986; e) R. A. Pramudita, K. Motokura, *Green Chem.* **2018**, *20*, 4834–4843; f) M. Rauch, Z. Strater, G. Parkin, *J. Am. Chem. Soc.* **2019**, *141*, 17754–17762; g) A. C. Fernandes, *Green Chem.* **2021**, *23*, 7330–7360.
- [5] A. E. Finholt, A. C. Bond, K. E. Wilzbach, H. I. Schlesinger, *J. Am. Chem. Soc.* **1947**, *69*, 2692–2696.
- [6] Y. Dou, L. Sun, J. Ren, L. Dong, in *Hydrogen Economy* (Eds.: A. Scipioni, A. Manzardo, J. Ren), Elsevier Inc., 2017, pp. 277–305.
- [7] a) D. Tsushima, M. Igarashi, K. Sato, S. Shimada, *Chem. Lett.* **2017**, *46*, 1532–1534; b) T. Beppu, K. Sakamoto, Y. Nakajima, K. Matsumoto, K. Sato, S. Shimada, *J. Organomet. Chem.* **2018**, *869*, 75–80; c) A. Gluer, J. I. Schweizer, U. S. Karaca, C. Wurtele, M. Diefenbach, M. C. Holthausen, S. Schneider, *Inorg. Chem.* **2018**, *57*, 13822–13828; d) G. Durin, J.-C. Berthet, E. Nicolas, P. Thuéry, T. Cantat, *Organometallics* **2022**, *41*, 1786–1796.
- [8] In Ref. [7]a, Shimada et al. have described the hydrogenolysis in toluene of  $\text{Me}_3\text{SiCl}$  with an iridium(III) catalyst (5 mol%) in presence of the base DBU (5 mol%) and the additive  $\text{PPh}_3$  (5 mol%).  $\text{Me}_3\text{SiH}$  is formed after 7 days at room temperature with a low TON (1.4).
- [9] G. Durin, J. C. Berthet, E. Nicolas, T. Cantat, *ACS Catal.* **2021**, *11*, 10855–10861.
- [10] M. Ito, M. Itazaki, T. Abe, H. Nakazawa, *Chem. Lett.* **2016**, *45*, 1434–1436.
- [11] G. Durin, A. Fontaine, J.-C. Berthet, E. Nicolas, P. Thuéry, T. Cantat, *Angew. Chem. Int. Ed.* **2022**, *61*, e202200911.
- [12] T. Wang, M. Xu, A. R. Jupp, S. M. Chen, Z. W. Qu, S. Grimme, D. W. Stephan, *Chem. Commun.* **2022**, *58*, 1175–1178.
- [13] G. C. Welch, D. W. Stephan, *J. Am. Chem. Soc.* **2007**, *129*, 1880–1881.
- [14] a) S. Mummadi, D. K. Unruh, J. Zhao, S. Li, C. Krempner, *J. Am. Chem. Soc.* **2016**, *138*, 3286–3289; b) S. Mummadi, A. Brar, G. Wang, D. Kenefake, R. Diaz, D. K. Unruh, S. Li, C. Krempner, *Chem. Eur. J.* **2018**, *24*, 16526–16531; c) C. Manankandayalage, D. K. Unruh, C. Krempner, *Chem. Eur. J.* **2021**, *27*, 6263–6273; d) S. Mummadi, C. Krempner, *Molecules* **2023**, *28*, 1340.
- [15] I. Kaljurand, A. Kutt, L. Soovali, T. Rodima, V. Maemets, I. Leito, I. A. Koppel, *J. Org. Chem.* **2005**, *70*, 1019–1028.
- [16] Z. M. Heiden, A. P. Lathem, *Organometallics* **2015**, *34*, 1818–1827.
- [17] a) L. Rösch, P. John, R. Reitmeier, in *Ullmann's Encyclopedia of Industrial Chemistry* **2000**; b) K. Chulsky, R. Dobrovetsky, *Angew. Chem. Int. Ed.* **2017**, *56*, 4744–4748.
- [18] A. G. Sturm, T. Santowski, T. Felder, K. M. Lewis, M. C. Holthausen, N. Auner, *Organometallics* **2022**, *41*, 1960–1967.
- [19] T. C. Johnstone, G. N. J. H. Wee, D. W. Stephan, *Angew. Chem. Int. Ed.* **2018**, *57*, 5881–5884.
- [20] L. Greb, C. G. Daniliuc, K. Bergander, J. Paradies, *Angew. Chem. Int. Ed.* **2013**, *52*, 5876–5879.
- [21] a) Bruker AXS, APEX3, Version 2019.1-0, Madison, Wisconsin, USA, 2019; b) Bruker AXS, SADABS, Version 2016/2, Madison, Wisconsin, USA, 2019; c) Bruker Nano Inc., SAINT, Version 8.40a, Madison, Wisconsin, USA, 2019; d) M. N. Burnett, C. K. Johnson, ORTEP III, Report ORNL-6895, Oak Ridge National Laboratory, Tennessee, USA, 1996; e) M. J. Frisch, G. W. Trucks, H. B. Schlegel, G. E. Scuseria, M. A. Robb, J. R. Cheeseman, G. Scalmani, V. Barone, G. A. Petersson, H. Nakatsuji, X. Li, M. Caricato, A. V. Marenich, J. Bloino, B. G. Janesko, R. Gomperts, B. Mennucci, H. P. Hratchian, J. V. Ortiz, A. F. Izmaylov, J. L. Sonnenberg, Williams, F. Ding, F. Lipparini, F. Egidi, J. Goings, B. Peng, A. Petrone, T. Henderson, D. Ranasinghe, V. G. Zakrzewski, J. Gao, N. Rega, G. Zheng, W. Liang, M. Hada, M. Ehara, K. Toyota, R. Fukuda, J. Hasegawa, M. Ishida, T. Nakajima, Y. Honda, O. Kitao, H. Nakai, T. Vreven, K. Throssell, J. A. Montgomery Jr, J. E. Peralta, F. Ogliaro, M. J. Bearpark, J. J. Heyd, E. N. Brothers, K. N. Kudin, V. N. Staroverov, T. A. Keith, R. Kobayashi, J. Normand, K. Raghavachari, A. P. Rendell, J. C. Burant, S. S. Iyengar, J. Tomasi, M. Cossi, J. M. Millam, M. Klene, C. Adamo, R. Cammi, J. W. Ochterski, R. L. Martin, K. Morokuma, O. Farkas, J. B. Foresman, D. J. Fox, Gaussian 16 Rev. C.01, Wallingford, CT, 2016; f) G. M. Sheldrick, *Acta Crystallogr. Sect. A* **2015**, *71*, 3–8; g) G. M. Sheldrick, *Acta Crystallogr. Sect. C* **2015**, *71*, 3–8; h) L. J. Farrugia, *J. Appl. Crystallogr.* **2012**, *45*, 849–854; i) C. B. Hubschle, G. M. Sheldrick, B. Dittrich, *J. Appl. Crystallogr.* **2011**, *44*, 1281–1284; j) L. Krause, R. Herbst-Irmer, G. M. Sheldrick, D. Stalke, *J. Appl. Crystallogr.* **2015**, *48*, 3–10; k) L. A. Curtiss, M. P. McGrath, J.-P.

Blaudeau, N. E. Davis, R. C. Binning, L. Radom, *J. Chem. Phys.* **1995**, *103*, 11; l) S. Grimme, J. Antony, S. Ehrlich, H. Krieg, *J. Chem. Phys.* **2010**, *132*, 154104; m) P. J. Hay, *J. Chem. Phys.* **1977**, *66*, 9; n) R. Krishnan, J. S. Binkley, R. Seeger, J. A. Pople, *J. Chem. Phys.* **1980**, *72*, 650–654; o) M. P. McGrath, L. Radom, *J. Chem. Phys.* **1991**, *94*, 511–516; p) A. D. McLean, G. S. Chandler, *J. Chem. Phys.* **1980**, *72*, 5639–5648; q) K. Raghavachari, G. W. Trucks, *J. Chem. Phys.* **1989**, *91*, 5; r) A. J. H. Wachters, *J. Chem. Phys.* **1970**, *52*, 1033–1036; s) R. C. Binning, L. A. Curtiss, *J. Comput. Chem.* **1990**, *11*, 1206–1216; t) A. V. Marenich, C. J. Cramer, D. G. Truhlar, *J. Phys. Chem. B* **2009**, *113*, 6378–6396; u) J. J. Eisch, B. Shafii, J. D. Odom, A. L. Rheingold, *J. Am.*

*Chem. Soc.* **1990**, *112*, 1847–1853; v) D. E. Webster, *J. Chem. Soc.* **1960**, 5132–5138; w) A. Abiko, *Org. Synth.* **2002**, *79*, 103; x) A. Pelter, S. Singaram, H. Brown, *Tet. Lett.* **1983**, *24*, 1433–1436; y) Y. Zhao, D. G. Truhlar, *Theor. Chem. Acc.* **2008**, *120*, 215–241.

---

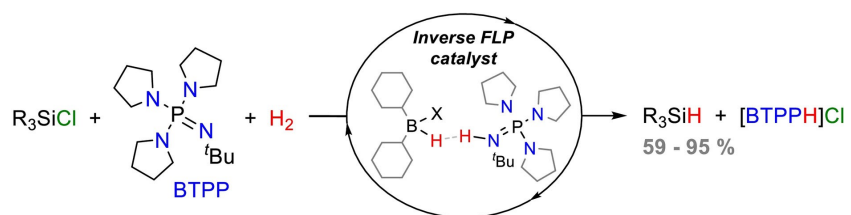
Manuscript received: July 18, 2023

Accepted manuscript online: September 4, 2023

Version of record online: ■■, ■■



# RESEARCH ARTICLE



**Hydrosilanes** can be synthesized from chlorosilanes and  $H_2$ , thanks to a combination of a superbases and a borane catalyst, forming an inverse FLP. A

mechanistic study demonstrates that the key intermediate species is a highly reactive borohydride, arising from  $H_2$  heterolytic splitting.

Dr. G. Durin, Dr. J.-C. Berthet, Dr. P. Thuéry, Dr. E. Nicolas, Dr. T. Cantat\*

1 – 8

**Metal-Free Catalytic Hydrogenolysis of Chlorosilanes into Hydrosilanes with “Inverse” Frustrated Lewis Pairs**

