



**HAL**  
open science

# Transmission Line matrix method for sound propagation modelling in forests: comparison with in-situ measurements

Quentin Goestchel, Gwenaël Guillaume, David Ecotièrre, Benoit Gauvreau

## ► To cite this version:

Quentin Goestchel, Gwenaël Guillaume, David Ecotièrre, Benoit Gauvreau. Transmission Line matrix method for sound propagation modelling in forests: comparison with in-situ measurements. Forum Acusticum 2023, Sep 2023, Torino, Italy. hal-04235306

**HAL Id: hal-04235306**

**<https://hal.science/hal-04235306>**

Submitted on 10 Oct 2023

**HAL** is a multi-disciplinary open access archive for the deposit and dissemination of scientific research documents, whether they are published or not. The documents may come from teaching and research institutions in France or abroad, or from public or private research centers.

L'archive ouverte pluridisciplinaire **HAL**, est destinée au dépôt et à la diffusion de documents scientifiques de niveau recherche, publiés ou non, émanant des établissements d'enseignement et de recherche français ou étrangers, des laboratoires publics ou privés.

# TRANSMISSION LINE MATRIX METHOD FOR SOUND PROPAGATION MODELLING IN FORESTS: COMPARISON WITH IN-SITU MEASUREMENTS

Quentin Goestchel<sup>1</sup>

Gwenaël Guillaume<sup>1\*</sup>  
Benoit Gauvreau<sup>2</sup>

David Ecotière<sup>1</sup>

<sup>1</sup> UMRAE, CEREMA, Univ Gustave Eiffel, F-67035 Strasbourg, France

<sup>2</sup> UMRAE, Univ Gustave Eiffel, CEREMA, F-44344 Bouguenais, France

## ABSTRACT

The current efforts to adapt a numerical method to the modelling of sound propagation in forests are presented in this paper. It is relevant to professionals and researchers in environmental acoustics and those interested in studying sound propagation in complex outdoor environments using numerical modelling techniques. The study aims to demonstrate the applicability of the method in complex media in which sound waves undergo multiple reflections combined with ground effect during their propagation from a sound source and a receiver point. The Transmission Line Matrix (TLM) method is used to perform numerical modelling of sound propagation in a 3D forest geometry generated based on a real tree distribution case. Results are discussed qualitatively in this paper. Their validation by comparison with in situ measurements will be presented at the conference.

**Keywords:** Transmission Line Matrix (TLM), Numerical method, Forest

## 1. INTRODUCTION

Forests are complex acoustic environments that pose unique challenges for sound propagation modelling. Accurately predicting the behaviour of sound waves in forests is crucial for a range of applications, from environmental noise monitoring to wildlife conservation [1,2]. In

\*Corresponding author: gwenael.guillaume@cerema.fr

Copyright: ©2023 Goestchel et al. This is an open-access article distributed under the terms of the Creative Commons Attribution 3.0 Unported License, which permits unrestricted use, distribution, and reproduction in any medium, provided the original author and source are credited.

particular, the preservation of quiet zones in forested areas is becoming an increasingly important issue, as human activities encroach on natural habitats.

Literature on forest sound modelling encompasses various methods. The Green Function Parabolic Equation (GFPE) with effective medium theory [3–5] accurately captures the macro-scale drag effect of forests on atmospheric sound propagation. A comparison of a ray-tracing method with measurements reveals the forest's impacts on sound propagation [6]. Additionally, modelling methods for individual trees in urban areas have been implemented [7, 8]. Within complex forest environments, time-domain numerical methods, such as the TLM model, have shown promise in simulating sound propagation [9]. However, modeling sound propagation at the scale of living beings necessitates careful validation to ensure model accuracy and reliability [10]. This study aims to address this need by presenting a methodology for comparing TLM simulations with in-situ audio measurements in forests. While this evaluation does not address all the factors that can affect sound propagation in forests, such as topography, weather conditions, and tree leaves, it provides a step towards developing more accurate and reliable models for these environments.

The remainder of the paper is organized as follows. In the next section, the TLM method is briefly presented. Then, the methodologies used for forest geometry modelling, TLM simulations, and in-situ measurements from [1] are presented. The results of TLM simulations are presented and discussed in the subsequent section. Finally, a conclusion with a summary of the findings, contributions, and limitations is given and suggest avenues for future research are presented.

## 2. TRANSMISSION LINE MATRIX (TLM) MODEL

### 2.1 Numerical method origin

The TLM method is based on Huygens' principle for wave propagation and an electro-acoustic analogy [11]. This approach exploits the recursive discretization of wave fronts into secondary sources and applies it to a structured mesh, modelling sound propagation as pressure pulses traveling along transmission lines. This allows for an analogy between the diffusion of pulses between mesh nodes and the progression of a sound wave.

### 2.2 Formalism

In the current study, a  $d$ -dimensional spatial generalization of the TLM model is adopted, it has been used in previous works [12]. The spatial domain is subdivided into a Cartesian mesh with a step size of  $\Delta\ell$ , and time is decomposed into steps of  $\Delta t$ . The nodes on the grid are identified by an index vector  $\mathbf{r} = (j_1, \dots, j_d)$ . At each time step  $n$ , each node in the volume instantaneously receives and emits incident and scattered pulses along  $m$  transmission lines connecting the nodes. By modelling these pressure pulses, an approximated value of the exact acoustic pressure,  ${}_n P_{\mathbf{r}}$ , at the point  $(x_1, \dots, x_d)$  at time  $t_n$  can be calculated. It should be noted that the iterative process of TLM pulses has been detailed in previous literature [10], and has been intentionally omitted from the current discussion.

## 3. METHODOLOGY


### 3.1 Configuration of in-situ measurements

The TLM numerical simulations aim to reproduce the experimental campaign conducted by the French National Museum of Natural History (MNHM) [1] at the 'Nouragues' CNRS scientific station. The measurements consisted in recording audio signals at different distances from a source emitting a sound sequence composed of various types of signals (white noise, sweep, etc.) emitted successively. The source-receiver distance was varied between each measurement from 0.5 meter to 100 meters by displacing the microphone. The GPS positions of the source and of the microphone for each source-receiver distance were registered. According to their analysis, the useful signals for which the signal-to-noise ratio is satisfactory are limited to a maximum source-receiver distance of 40 meters and a maximum frequency of 4000 Hz. The

GPS positions of the trees were recorded over the experimental site and reported in a spreadsheet file.

### 3.2 Forest geometry modelling

Forest geometry modelling is an essential step in the TLM simulation process. To generate a 3D forest model, a CSV file containing the  $x_1, x_2$  coordinates of the trees and their diameter at breast height (DBH) is read and processed using Python scripts. The FreeCAD API is used to generate a triangular surface mesh representing the scene and containing data about the boundary materials. Figure 1 displays the result of this step, using the data from the 'Nouragues' CNRS research station in French Guiana. Then, a custom package (FASTVOXEL<sup>1</sup>) is used to voxelize the mesh and generate a matrix of indexes pointing to a JSON file that contains the material data required by the TLM solver. This voxelization process produces a Cartesian mesh where each voxel has an index associated with a material type. The index-to-material mapping is stored in the JSON file for the TLM solver to read.



**Figure 1.** Example 3D view of an area of the 'Nouragues' forest, French Guiana. Representation built with the MNHM data from the CNRS research station.

### 3.3 Simulation setup

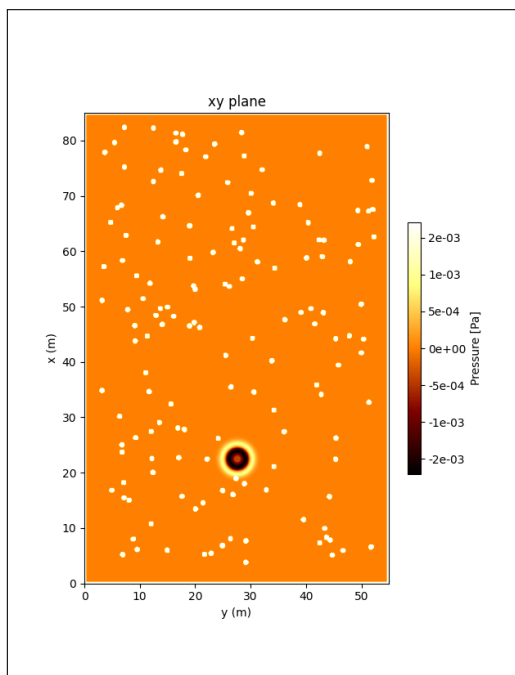
The simulations are carried out using the block-splitting implementation of the TLM method, as described in [13]. The simulation domain is 80 meters by 50 meters by 20 meters and contains a punctual source in front of a microphone line, spaced 10 meters apart from each other on the  $x$ -axis. The TLM method uses impedance boundary conditions on the trees, which are modelled as cylinders with a height of 13 meters and a diameter determined from the geometrical measurements described in the previous section. The ground is also modelled with acoustic

<sup>1</sup> <https://github.com/nicolas-f/FastVoxel>

impedance boundary conditions, using the ‘slit-pore’ [14] model. Absorbing matched layers [15] are implemented on the outer sides of the domain to prevent reflections and reduce numerical artifacts.

### 3.4 Analysis of results

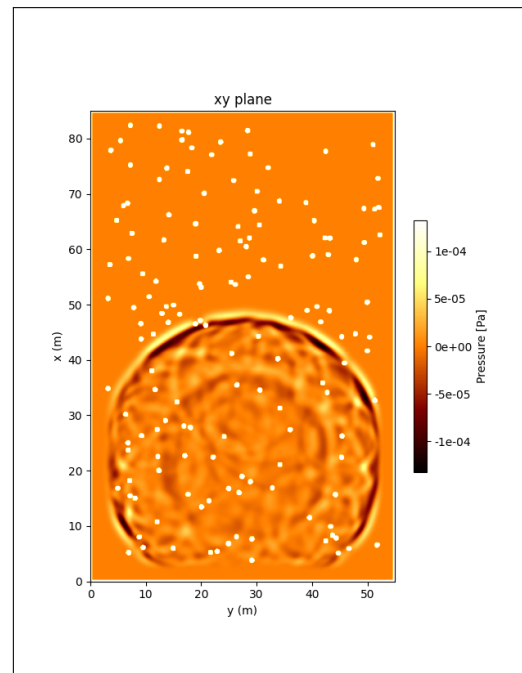
Based on the simulation results, the pressure field is analysed and presented in Figures 2, 3, and 4. White dots represent the trees. Figure 2 shows the pressure field at the initial pulse. As the wave propagates through the forest, it undergoes scattering from the trees and generates multiple reflections on the trunks, as illustrated in Figure 3. The figure also reveals the reflected wavefront from the ground. Finally, in Figure 4, the pressure field appears to be a low-energy diffuse field. This is confirmed by the changing colorbar on the right of both Figures 3 and 4, which indicates a decrease in the pressure amplitude as the wave travels through the forest.



**Figure 2.** Pressure [Pa] field at time step 6.

### 3.5 Discussion

Additional results will be presented at the conference that will compare the sound levels obtained numerically with in situ measurements given in [1]. When validated, the



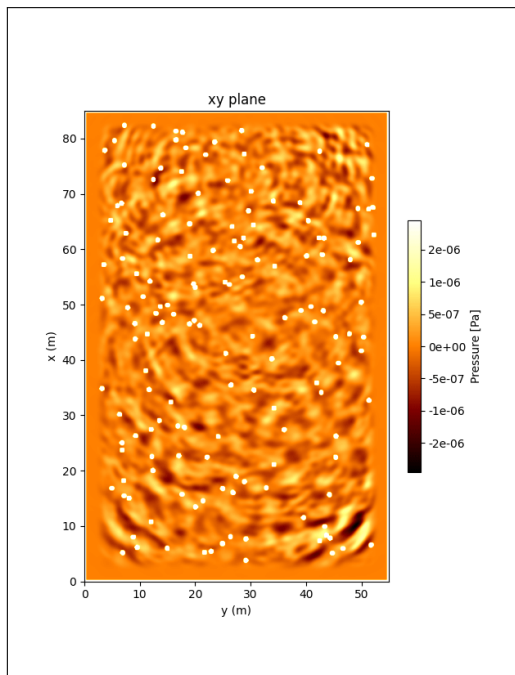
**Figure 3.** Pressure [Pa] field at time step 35.

TLM model could be used to generate impulse responses for forest environments, contributing to the development of natural environment auralization techniques. Furthermore, this model can be used for the evaluation of forests as noise-reducing barriers for the noise pollution. Additionally, TLM simulations can be applied to a wide range of scenarios for sound propagation in complex outdoor environments.

## 4. CONCLUSION

This paper has presented a methodology to validate the Transmission Line Matrix (TLM) method for modelling sound propagation in forests. The process involves several steps, starting with the generation of a forest geometry from the coordinates and diameters of trees listed in a CSV file. This geometry is then converted into a Cartesian mesh using the FreeCAD API, choosing appropriate impedance parameters to perform simulations. Qualitative results of wavefront propagation are given in the paper that will be completed at the conference by comparisons with in situ measurements.

Future work could involve further validation of the TLM method in different forest types and under differ-



**Figure 4.** Pressure [Pa] field at time step 106.

ent weather conditions, as well as investigating the impact of different forest management practices on sound propagation. Additionally, the TLM method could be used to explore the effects of noise pollution on wildlife, as well as for the development of acoustic monitoring systems for forest conservation.

Overall, the results of this study show the potential of the TLM method for improving our understanding of sound propagation in forests and for facilitating the development of more effective environmental acoustics strategies.

## 5. ACKNOWLEDGMENTS

The authors would like to thank the National Museum of Natural History and Jérôme Sueur's team for carrying out the in-situ measurements used in this study [1]. The authors would like to acknowledge the High Performance Computing Center of the University of Strasbourg for supporting this work by providing scientific support and access to computing resources. Part of the computing resources are funded by the Equipex Equip@Meso project (Programme Investissements d'Avenir) and the CPER Alsacalcul/Big Data.

## 6. REFERENCES

- [1] S. Hauptert, F. Sèbe, and J. Sueur, "Physics-based model to predict the acoustic detection distance of terrestrial autonomous recording units over the diel cycle and across seasons: Insights from an Alpine and a Neotropical forest," *Methods in Ecology and Evolution*, vol. 14, no. 2, pp. 614–630, 2023.
- [2] E. Grinfeder, S. Hauptert, M. Ducretet, J. Barlet, M.-P. Reynet, F. Sèbe, and J. Sueur, "Soundscape dynamics of a cold protected forest: Dominance of aircraft noise," *Landscape Ecology*, vol. 37, pp. 567–582, Feb. 2022.
- [3] M. E. Swearingen and M. J. White, "Influence of scattering, atmospheric refraction, and ground effect on sound propagation through a pine forest," *The Journal of the Acoustical Society of America*, vol. 122, pp. 113–119, July 2007.
- [4] V. E. Ostashev, D. K. Wilson, and M. B. Muhlestein, "Effective wavenumbers for sound scattering by trunks, branches, and the canopy in a forest," *The Journal of the Acoustical Society of America*, vol. 142, pp. EL177–EL183, Aug. 2017.
- [5] V. E. Ostashev, M. B. Muhlestein, and D. K. Wilson, "Radiative transfer formulation for forest acoustics," *The Journal of the Acoustical Society of America*, vol. 142, pp. 3767–3780, Dec. 2017.
- [6] A. I. Tarrero, M. A. Martín, J. González, M. Machimbarrena, and F. Jacobsen, "Sound propagation in forests: A comparison of experimental results and values predicted by the Nord 2000 model," *Applied Acoustics*, vol. 69, pp. 662–671, July 2008.
- [7] M. Hornikx, D. Botteldooren, T. Renterghem, and J. Forssén, "Modelling of scattering of sound from trees by the PSTD method," in *Forum Acusticum*, p. 844, Jan. 2011.
- [8] H.-S. Yang, J. Kang, C. Cheal, T. V. Renterghem, and D. Botteldooren, "Quantifying scattered sound energy from a single tree by means of reverberation time," *The Journal of the Acoustical Society of America*, vol. 134, pp. 264–274, July 2013.
- [9] P. Chobeau, G. Guillaume, J. Picaut, D. Ecotière, and G. Dutilleul, "A Transmission Line Matrix model for sound propagation in arrays of cylinders normal to an impedance plane," *Journal of Sound and Vibration*, vol. 389, pp. 454–467, Feb. 2017.

- [10] Q. Goestchel, G. Guillaume, D. Ecotièrè, and B. Gauvreau, “Analysis of the numerical properties of the transmission line matrix model for outdoor sound propagation,” *Journal of Sound and Vibration*, vol. 531, p. 116974, Aug. 2022.
- [11] Y. Kagawa, T. Tsuchiya, B. Fujii, and K. Fujioka, “Discrete Huygen’s model approach to sound wave propagation,” *Journal of Sound and Vibration*, vol. 218, pp. 419–444, Dec. 1998.
- [12] G. Guillaume, P. Aumond, B. Gauvreau, and G. Dutilleux, “Application of the transmission line matrix method for outdoor sound propagation modelling - Part 1: Model presentation and evaluation,” *Applied Acoustics*, vol. 76, pp. 113–118, 2014.
- [13] G. Guillaume, N. Fortin, B. Gauvreau, J. Picaut, G. Guillaume, N. Fortin, B. Gauvreau, J. Picaut, and T. L. M. Opencl, “TLM OpenCL multi-GPUs implementation To cite this version : HAL Id : Hal-00804170,” pp. 3249–3255, 2013.
- [14] D. Dragna, K. Attenborough, and P. Blanc-Benon, “On the inadvisability of using single parameter impedance models for representing the acoustical properties of ground surfaces,” *The Journal of the Acoustical Society of America*, vol. 138, pp. 2399–2413, Oct. 2015.
- [15] G. Guillaume and J. Picaut, “A simple absorbing layer implementation for transmission line matrix modeling,” *Journal of Sound and Vibration*, vol. 332, pp. 4560–4571, Sept. 2013.