



**HAL**  
open science

# KHMDS/Triglyme Cryptate as an Alternative to Phosphazene Base in Stereodivergent Pentafluoroethylation of N -Sulfinylimines Using HFC-125

Yuji Sumii, Hiroto Iwasaki, Yamato Fujihira, Elsayed Mahmoud, Hiroaki Adachi, Takumi Kagawa, Dominique Cahard, Norio Shibata

► **To cite this version:**

Yuji Sumii, Hiroto Iwasaki, Yamato Fujihira, Elsayed Mahmoud, Hiroaki Adachi, et al.. KHMDS/Triglyme Cryptate as an Alternative to Phosphazene Base in Stereodivergent Pentafluoroethylation of N -Sulfinylimines Using HFC-125. *Journal of Organic Chemistry*, 2022, 87 (23), pp.15806-15819. 10.1021/acs.joc.2c01821 . hal-04234835

**HAL Id: hal-04234835**

**<https://hal.science/hal-04234835v1>**

Submitted on 10 Oct 2023

**HAL** is a multi-disciplinary open access archive for the deposit and dissemination of scientific research documents, whether they are published or not. The documents may come from teaching and research institutions in France or abroad, or from public or private research centers.

L'archive ouverte pluridisciplinaire **HAL**, est destinée au dépôt et à la diffusion de documents scientifiques de niveau recherche, publiés ou non, émanant des établissements d'enseignement et de recherche français ou étrangers, des laboratoires publics ou privés.

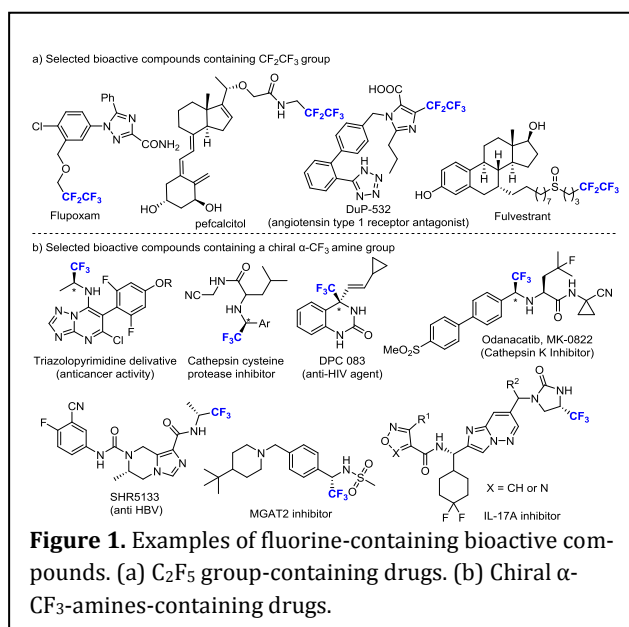
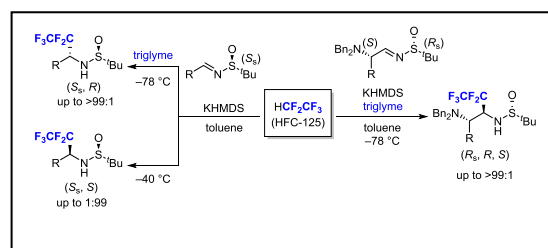
# KHMDS/Triglyme Cryptate as an Alternative to Phosphazene Base in Stereodivergent Pentafluoroethylation of *N*-Sulfinylimines Using HFC-125

Yuji Sumii, Hiroto Iwasaki, Yamato Fujihira, Elsayed M. Mahmoud, Hiroaki Adachi, Takumi Kagawa, Dominique Cahard and Norio Shibata\*

AUTHOR ADDRESS

Supporting Information Placeholder

**ABSTRACT:** A protocol for the stereodivergent pentafluoroethylation of *N*-sulfinylimines using HFC-125 with KHMDS/triglyme is demonstrated. Both diastereomers of the pentafluoroethylated amines can be selectively synthesized based on the presence or absence of triglyme. This KHMDS/triglyme protocol is a practical alternative to the more expensive  $P_4$ -*t*Bu/KHMDS protocol used in the previously reported



stereodivergent fluoroalkylations.

Fluorofunctionalization influences the physicochemical and biological properties of organic compounds and has become a prevalent strategy in drug discovery and materials science.<sup>1</sup> Monofluoro and  $CF_3$  motifs are constitutive of more than 80% of the fluorine-containing bioactive compounds in marketed pharmaceuticals and agrochemi-

als.<sup>1</sup> Recently, the pentafluoroethyl ( $C_2F_5$ ) group has also received considerable attention as an attractive alternative to  $CF_3$  in drug design.<sup>1,2</sup> Indeed,  $C_2F_5$  is larger than  $CF_3$  and has a higher electron-withdrawing effect. It also exhibits high metabolic stability, lower susceptibility to cytochrome oxidation, and significant lipophilicity; thus, its

incorporation in drug candidates can significantly alter the bioactivity. Figure 1a shows some representative examples of C<sub>2</sub>F<sub>5</sub>-bearing drugs (Figure 1a).<sup>3</sup>

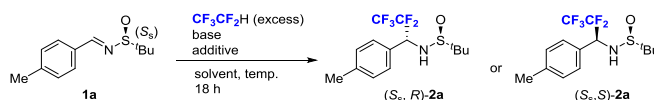
The asymmetric synthesis of  $\alpha$ -fluoroalkylated amines and diamines is of considerable interest due to their ubiquity in the design of medicinal agents as well as their potential applications in the synthesis of fluorinated peptidomimetics (Figure 1b).<sup>4</sup> Despite the significant advances in the asymmetric synthesis of  $\alpha$ -CF<sub>3</sub>-amines,<sup>5,6</sup> stereoselective synthetic methods for  $\alpha$ -C<sub>2</sub>F<sub>5</sub>-amines remain underexplored.<sup>7</sup> Direct stereoselective pentafluoroethylation of imines is an ideal strategy to access chiral  $\alpha$ -C<sub>2</sub>F<sub>5</sub>-amines and diamines from non-fluorinated precursors, but there are few examples of this approach. Prakash *et al.* developed a pentafluoroethylating reagent, namely pentafluoroethyl phenyl sulfone (C<sub>2</sub>F<sub>5</sub>SO<sub>2</sub>Ph), and demonstrated an example of the stereoselective pentafluoroethylation of Ellman's *N*-(*tert*-butanesulfinyl)imine (Scheme 1a).<sup>7a</sup> Fustero *et al.* reported a highly stereoselective pentafluoroethylation of imines using pentafluoroethyl trimethylsilane (C<sub>2</sub>F<sub>5</sub>SiMe<sub>3</sub>) and demonstrated a tandem reaction with the pentafluoroethylation of imines followed by an intramolecular aza-Michael reaction (Scheme 1b).<sup>7b,c</sup> The asymmetric synthesis of fluoroalkyl-substituted diamines is even more rare.<sup>6a,e</sup> In 2020, Hu *et al.* developed a synthesis of enantioenriched fluoroalkyl-substituted *syn*-diamines using fluoroalkylated diazoalkanes; the polyfluoro ylide species were generated under Fe(III) catalysis and the asymmetric induction was achieved by means of a chiral phosphoric acid (PPA).<sup>7d</sup> In this study, one example of

asymmetric synthesis of a pentafluoroethylated diamine was demonstrated. We can see from this literature survey that the asymmetric synthesis of  $\alpha$ -C<sub>2</sub>F<sub>5</sub>-amines and diamines is only fragmentarily reported essentially as an extension of studies toward  $\alpha$ -CF<sub>3</sub>-amines.<sup>6a,e,7</sup> Therefore, efficient and general methods are strongly required for the stereoselective synthesis of  $\alpha$ -C<sub>2</sub>F<sub>5</sub>-amines and diamines.

During the last decades, the greenhouse gas HFC-125, also known as pentafluoroethane (HC<sub>2</sub>F<sub>5</sub>), has emerged as a source of C<sub>2</sub>F<sub>5</sub> for organic synthesis.<sup>8</sup> HFC-125 is widely used as a refrigerant and fire suppression agent and does not contribute to ozone layer depletion.<sup>9</sup> However, due to the negative influence of HFC-125 on climate change and global warming, the use of HFC-125 is being phased out.<sup>10a</sup> Thus, alternative uses of HFC-125 such as its chemical transformation to high-value chiral fluoro-organics are essential.<sup>10b,11</sup> Even though several pentafluoroethylations using HFC-125 have been reported, stereoselective pentafluoroethylation of amines using HFC-125 has not been reported to date. Recently, we reported the stereodivergent trifluoromethylation of imines using the greenhouse gas, HFC-23 (fluoroform, HCF<sub>3</sub>).<sup>11d</sup> We observed that depending on the base used, either potassium hexamethyldisilazide (KHMDS) or phosphazene super base, P<sub>4</sub>-*t*Bu, opposite diastereomeric pentafluoroethylated amines were selectively obtained via a chelated or non-chelated transition state, respectively. This method was then extended to the diastereoselective synthesis of enantioenriched trifluoromethylated ethylenediamines.<sup>6e</sup> Although excellent stereodivergent diastereoselectivities can be achieved by this protocol, P<sub>4</sub>-*t*Bu is expensive, hindering the extension of this methodology. In the continuation of our efforts in using HFCs for organic chemical transformations,<sup>6e,8f,g,11</sup> we now disclose a new protocol for the stereodivergent penta-

### Scheme 1. Synthesis of $\alpha$ -C<sub>2</sub>F<sub>5</sub>-Amines and Diamines.

a) Prakash (2010)



**Table 1. Optimization of the Nucleophilic Addition of HFC-125 to *N*-Sulfinylimines 1a**

entry	base (equiv)	additive (equiv)	solvent	temp. (°C)	yield (%) <sup>a</sup>	(S <sub>s</sub> , R): (S <sub>s</sub> , S) <sup>a</sup>
1	KHMDS (2.0)	–	toluene	–78	55	12:88
2	KHMDS (2.0)	–	THF	–78	39	50:50
3	KHMDS (4.0)	–	toluene	–78	88	11:89
4	<sup>t</sup> BuOK (2.0)	–	toluene	–78	0	–
5	KHMDS (2.0)	–	toluene	–40	97(91) <sup>b</sup>	7:93
6 <sup>c</sup>	KHMDS (2.0)	–	toluene	–40	74	25:75
7	KHMDS (2.0)	triglyme (4.0)	toluene	–78	69	>99:1
8	KHMDS (2.0)	triglyme (8.0)	toluene	–78	>99(98) <sup>b</sup>	>99:1
9	KHMDS (2.0)	triglyme (8.0)	THF	–78	>99	>99:1
10	<sup>t</sup> BuOK (2.0)	triglyme (8.0)	toluene	–78	13	>99:1
11	KHMDS (2.0)	triglyme (8.0)	toluene	–40	85	>99:1
12 <sup>c</sup>	KHMDS (2.0)	triglyme (8.0)	toluene	–78	40	67:33
13 <sup>d</sup>	KHMDS (2.0)	triglyme (8.0)	toluene	–78	92	97:3

fluoroethylation of *N*-sulfinylimines using HFC-125 that affords highly enantioenriched pentafluoroethylated amines. Classic batch conditions but also micro-flow pentafluoroethylation were investigated.

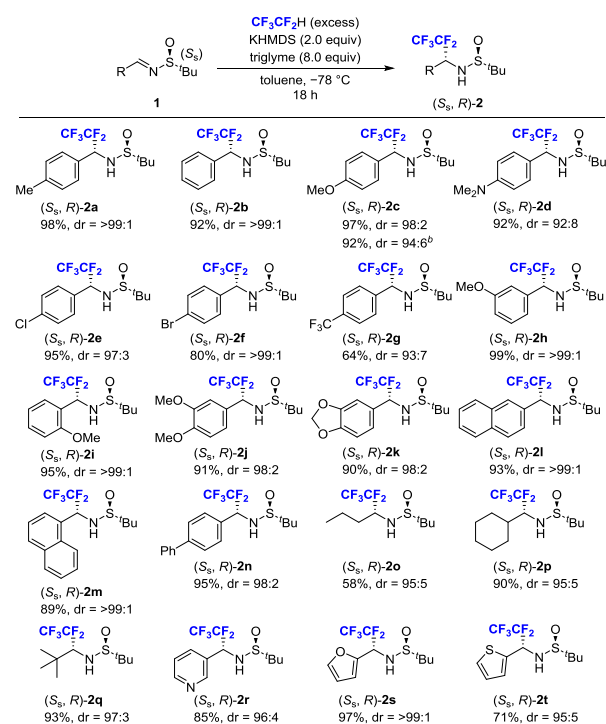
Based on our previous studies,<sup>11d</sup> we first tested the pentafluoroethylation reaction of *N*-sulfinylimine (**1a**) by an excess amount of gaseous HFC-125 (about 20 equiv) using 2.0 equiv of KHMDS as the base in toluene at  $-78\text{ }^{\circ}\text{C}$  for 18 h. The desired product (*S,S*)-**2a** was obtained in 55% yield and 12:88 diastereomeric ratio (dr, Table 1, entry 1). When THF, a polar solvent, was used in the pentafluoroethylation reaction, a decreased yield of 39% was obtained and the diastereoselectivity was extremely low (entry 2). When more equivalents of KHMDS were used, the product was obtained in 88% yield, and the diastereoselectivity was 11:89 (entry 3). <sup>t</sup>BuOK was not effective in this transformation (entry 4). Performing the reaction at  $-40\text{ }^{\circ}\text{C}$  with KHMDS in toluene greatly improved the reaction yield to 97% and the selectivity toward the (*S,S*) diastereomer in a 7:93 dr ratio (entry 5). When HFC-125 loading was reduced to 1.1 equiv, an unfavorable result was obtained; both the yield and diastereoselectivity decreased (entry 6).

In recent years, we have reported that the encapsulation of potassium cation ( $\text{K}^+$ ) by glymes efficiently promotes perfluoroalkylations using HFC-23 and HFC-125 by increasing the nucleophilicity and stability of the  $^-\text{CF}_3$  and  $^-\text{C}_2\text{F}_5$  anions.<sup>8f,11g</sup> We envisaged that the use of K-bases and glymes would be an efficient and inexpensive alternative protocol to the  $\text{P}_4^-\text{tBu}$  method. To our great satisfaction, the addition of 4.0 equiv of triglyme along with 2.0 equiv of KHMDS afforded a highly diastereoselective reaction  $>99:1$  in favor of the (*S,R*) diastereomer of **2a** (opposite to the one previously obtained as major diastereomer) in 69% yield (entry 7) and 98% isolated yield when 8.0 equiv of triglyme were employed with retention of the  $>99:1$  dr ratio (entry 8). Under these new conditions, both THF and toluene performed equally well (entries 8 and 9); however, <sup>t</sup>BuOK gave a poor yield albeit in a  $>99:1$  dr ratio (entry 10). Increasing the temperature from  $-78\text{ }^{\circ}\text{C}$  to  $-40\text{ }^{\circ}\text{C}$  resulted in 85% yield with  $>99:1$  dr (entry 11). Although the reaction under the best conditions (entry 8) using 1.1 equiv of HFC-125 afforded low yield with low selectivity (entry 12), the yield and selectivity were almost restored (92% yield, 97:3) by using 5.0 equiv of HFC-125. It is worthy of note that the yield and diastereoselectivity outperform (entry 8) that obtained with  $\text{P}_4^-\text{tBu}$ <sup>11d</sup> when using HFC-125 (entry 14). Our new conditions clearly offer an opportunity to improve previous results using  $\text{P}_4^-\text{tBu}$ .

Using the optimized conditions of KHMDS/triglyme (Table 1, entry 8), we explored the substrate scope of (*S,S*)-*N*-sulfinylimines **1** to generate (*S,R*) diastereomers of **2** (Table 2). A wide range of substrates with different electronic properties tolerated the reaction conditions well to

furnish the desired (*S,R*) products in good to high yields and with high to excellent diastereoselectivities. Non-substituted benzylimine and benzylimines bearing electron-donating groups afforded the corresponding trifluoro-

**Table 2. Substrate Scope of *N*-Sulfinylimines **1** for Pentafluoroethylation Using HFC-125 and Triglyme<sup>a</sup>**



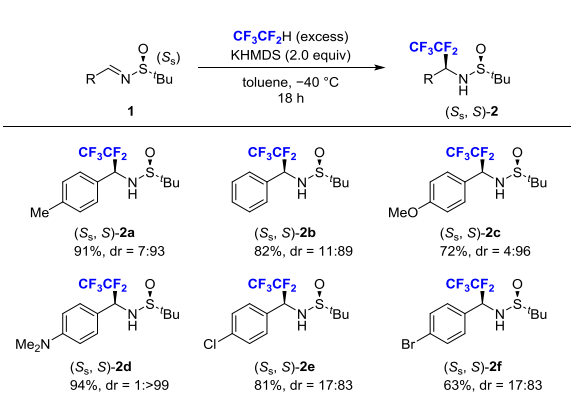
<sup>a</sup>Reaction conditions: **1** (0.2 mmol), HFC-125 (excess),

roethyated products **2b**, **2c**, and **2d** in excellent yields (92–97%) with high to excellent diastereoselectivities ( $>99:1$ , 98:2, and 92:8 dr, respectively). Halogen (Cl and Br)- and electron-withdrawing group ( $\text{CF}_3$ )-substituted (*S*)-*N*-sulfinylimines **1e–g** furnished the corresponding sulfinamides **2e–g** in good yields (64–95%) and high diastereoselectivities (97:3,  $>99:1$ , and 93:7 dr, respectively). Pentafluoroethylated derivatives **2h**, **2i**, and **2j** bearing *m*-, *o*-, and disubstituted methoxy groups were obtained in excellent yields (91–99%) and high to excellent diastereoselectivities ( $>99:1$ ,  $>99:1$ , and 98:2, respectively). Sulfinylimines bearing a dioxole ring, a naphthyl moiety, and a 4-phenyl substituent tolerated the reaction well and furnished the corresponding  $\text{C}_2\text{F}_5$ -sulfinamides in high yields (**2k**: 98:2, **2l**:  $>99:1$ , **2m**:  $>99:1$ , and **2n**: 98:2 dr). Moreover, substrates with aliphatic side chains such as *n*-propyl, cyclohexyl, and *tert*-butyl afforded the desired products in 58, 90, and 93% yields, respectively, together with diastereomeric ratios in the range 95:5–97:3. Furthermore, heterocycle-based sulfinylimines **1r–t** exhibited good reactivity

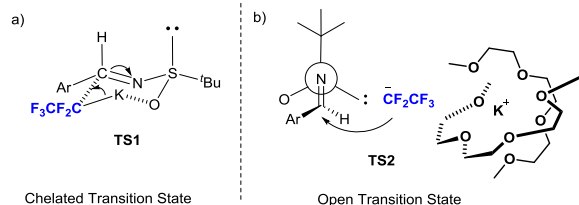
and the expected products were obtained in high yields (**2r**: 85%, **2s**: 97%, and **2t**: 71%) and high to excellent diastereoselectivities (**2r**: 96:4, **2s**: >99:1, and **2t**: 95:5 dr). A gram-scale reaction was also carried out using **1c** to furnish **2c** in 92% yield with 94:6 dr.

Next, we investigated the generality of the pentafluoroethylation reaction of (*S*)-*N*-sulfinylimines **1** for the synthesis of (*S<sub>s</sub>*, *S*) diastereomers of **2** under triglyme-free conditions (entry 5, Table 1). The reaction proceeded well with all of the screened substrates and generated the desired (*S<sub>s</sub>*, *S*)-sulfinamides **2** (Table 3) in good to excellent yields. Substrate **1** bearing diverse electron-donating groups and halogen afforded the corresponding C<sub>2</sub>F<sub>5</sub>-sulfinamides in 63–94% yields with good to high diastereoselectivities

**Table 3. Scope of Pentafluoroethylation of *N*-Sulfinylimines **1** Using HFC-125 in the Absence of Triglyme<sup>a</sup>**



<sup>a</sup>Reaction conditions: **1** (0.2 mmol), HFC-125 (excess),



**Figure 2.** Proposed transition state models. (a) A six-membered chelated transition state. (b) An open transition state.

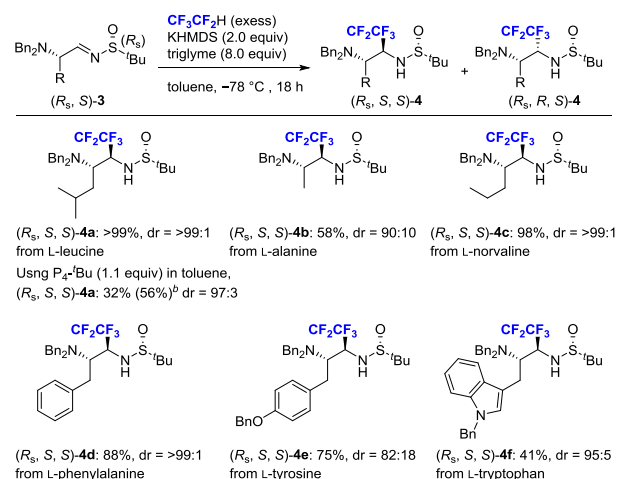
ranging from 17:83 to 1:>99.

The stereodivergence in the two solvent systems is explained by the chelated and open transition states.<sup>11d,e</sup> In the absence of triglyme, the diastereoselectivity is explained by the formation of a six-membered chelated transition state **TS1** with (*S*)-**1** and K-C<sub>2</sub>F<sub>5</sub> where C<sub>2</sub>F<sub>5</sub> anion attacks a “*Re*” face to furnish the (*S<sub>s</sub>*, *S*)-**2** (Figure 2a). On the other hand, in the presence of triglyme, the formation of K-cryptate by triglyme affords a naked C<sub>2</sub>F<sub>5</sub> anion that

approaches (*S*)-**1** via the open transition state **TS2** in a less hindered “*Si*” face to give the (*S<sub>s</sub>*,*R*)-**2** (Figure 2b).

Encouraged by these results, we investigated the scope of this KHMDS/triglyme protocol in the synthesis of biologically-relevant enantioenriched pentafluoroethylated vicinal diamines. Pentafluoroethylation of the L-leucine-derivative (*R<sub>s</sub>*, *S*)-*N*-sulfinylimine **3a** under the optimized conditions (entry 8, Table 1) afforded the desired (*R<sub>s</sub>*, *S<sub>s</sub>*, *S*)-product **4a** in >99 % yield and >99:1 dr (Table 4). When we attempted the reaction under previously reported conditions using P<sub>4</sub>-*t*Bu (1.1 equiv) in toluene<sup>6e</sup> instead of KHMDS/triglyme, the isolated yield significantly decreased (32%, 97:3 dr). Thus the new protocol clearly outperforms the P<sub>4</sub>-*t*Bu method.<sup>6e,11d</sup> Subsequently, we explored

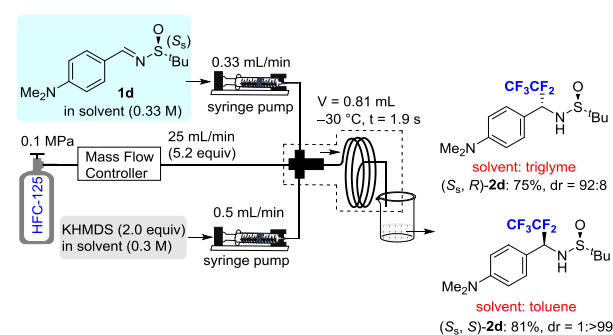
**Table 4. Substrate Scope in the Synthesis of Pentafluoroethylated Vicinal Diamines **4**<sup>a</sup>**



<sup>a</sup>Reaction conditions: **4** (0.2 mmol), HFC-125 (excess),

substrate generality using a variety of imines **3** derived from L-amino acids. Aliphatic amino acid derivatives (**3b** from L-alanine and **3c** from L-norvaline) afforded the corresponding pentafluoroethylated products in good to excellent yields and diastereoselectivities (90:10 and 99:1 dr for **4b** and **4c**, respectively).

**Scheme 2. Continuous-flow Pentafluoroethylation of *N*-Sulfinylimine **1d** with HFC-125**



vely). The unsubstituted phenyl-containing imine **3d** derived from L-phenylalanine afforded a high yield (88%) and diastereoselectivity (>99:1 dr) of the product **4d**. However, the 4-benzyloxy derivative **3e** prepared from L-tyrosine afforded a good yield of **4e** (75%) but a relatively low stereoselectivity (82:18 dr). The L-tryptophan derivative imine **3f** afforded the corresponding product **4f** in 41% yield and high dr (95:5). Because the stereoselective synthesis of CF<sub>3</sub>-variant of (*R*, *S*, *S*)-products requires expensive P<sub>4</sub>-<sup>t</sup>Bu,<sup>6e</sup> the KHMDS/triglyme protocol does indeed provide a practical alternative to the use of phosphazene super bases.

Continuous flow strategies for using HFCs in fluoroalkylations have received increasing attention in academic and industrial research.<sup>12</sup> In 2019, we reported the stereoselective micro-flow trifluoromethylation of *N*-sulfinylimines using HFC-23 and KHMDS.<sup>11f</sup> However, the stereodivergent process could not be realized because the P<sub>4</sub>-<sup>t</sup>Bu base is unsuitable for the continuous flow process. Conversely, our KHMDS/triglyme protocol was deemed suitable for the continuous-flow pentafluoroethylation of *N*-sulfinylimines. After a brief optimization of reaction conditions for micro-flow reaction (Table S1, in the supporting information (SI)), *N*-sulfinylimine **1d** underwent the flow-reaction at -30 °C to afford the corresponding pentafluoroethylated product **2d** in good yield (75%) with high diastereoselectivity ((*S*, *R*) diastereomer of **2d**, 92:8). As expected, when we attempted the reaction using HFC-125, KHMDS with toluene under triglyme-free conditions, opposite, (*S*, *S*) diastereomer of **2d** was exclusively obtained in high yield (81%) with high diastereoselectivity (1:>99) (Scheme 2).

In conclusion, we have developed a novel protocol exploiting KHMDS/triglyme cryptate for the stereodivergent pentafluoroethylation of chiral *N*-sulfinylimines using the HFC-125 greenhouse gas. Both diastereomers of the pentafluoroethylated amines can be selectively synthesized based on the presence or absence of triglyme. In the presence of triglyme and at -78 °C, (*S*, *R*)-pentafluoroethylated sulfinamides were obtained in high yields and up to >99:1 dr. By contrast, in the absence of triglyme and at -40 °C, (*S*, *S*)-pentafluoroethylated sulfinamides were generated in up to >99:1 dr. The new method is more practical and inexpensive compared to the previously reported stereodivergent protocol in which P<sub>4</sub>-<sup>t</sup>Bu base was required. Therefore, the KHMDS/triglyme system is a useful alternative in a variety of chemical transformations that include stereoselective synthesis of medically attractive pentafluoroethylated ethylenediamines. Stereodivergent micro-flow perfluoroalkylation of imines was also achieved for the first time by the KHMDS/triglyme protocol.

## EXPERIMENTAL SECTION

**General Information.** The batch reactions were performed in frame-dried flask under N<sub>2</sub> atmosphere. The solvents were transferred via syringe. All reactions were monitored by thin-layer chromatography (TLC) on 0.25 mm silica gel plates (60-F<sub>254</sub>, Merck). The TLC plates were visualized under UV light and stained with 7% phosphomolybdic acid or KMnO<sub>4</sub> in water, followed by heating. Column chromatography was performed on silica gel 60N spherical neutral size, 64–210 μm (FUJIFILM Wako). NMR spectra were recorded on a Varian Mercury 300 spectrometer for <sup>1</sup>H NMR (300 MHz) and <sup>19</sup>F NMR (282 MHz), and a Bruker Avance 500 for <sup>1</sup>H NMR (500 MHz) and <sup>13</sup>C{<sup>1</sup>H} NMR (125 MHz). The chemical shifts (δ) were measured in parts per million with respect to solvent (<sup>1</sup>H: TMS, δ = 0.00 ppm, <sup>19</sup>F: CDCl<sub>3</sub>, δ = -162.2 ppm with C<sub>6</sub>F<sub>6</sub> as internal standard; <sup>13</sup>C{<sup>1</sup>H}: CDCl<sub>3</sub>, δ = 77.16 ppm), and coupling constants (J) are given in hertz. The following abbreviations denoted the corresponding multiplicities: s, singlet; d, doublet; t, triplet; q, quadruplet; dd, doublet of doublets; td, triplet of doublets; dt, doublet of triplets; m, multiplet; br, broad. Mass spectra were recorded using an LCMS-2020EV (ESI-MS) system. High-resolution mass spectrometry (HR-MS) was performed on a Waters Synapt G2 HDMS (ESI-TOF-MS) instrument. Infrared spectra were recorded using a JASCO FT/IR-4100 spectrometer. Melting points were determined using a BUCHI M-565 apparatus. The diastereomeric ratio was determined by <sup>19</sup>F NMR spectroscopic analysis of the crude product. *N*-Sulfinylimines **1** and **3** were prepared according to the reported methods.<sup>6e,11d</sup> The commercial grade of triglyme was used without further drying.

**Components of Flow System:** A syringe pump (YMC) was used for the addition of the solutions of substrate and base. A mass flow controller (Fujikin, FCST1005MLC) was used to control the flow rate of gaseous HFC-125. The pressure of HFC-125 was regulated by the regulator connected to the HFC-125 cylinder. A three-inlet mixer (4-direction swirl mixer, Sugiyama Shoji, SUS316, internal volume = 60 μL, 16YSM-0.8-0.5-S) was used for the mixing of the solutions and HFC-125. All flow apparatus (syringes, three inlets mixer, reaction coil, tubes) were dried and filled with N<sub>2</sub> gas prior to use. The residence tube (SUS316, ID = 0.8 mm; residence volume V = 0.81 mL) was used for the reaction coil.

**General procedure 1: Pentafluoroethylation of *N*-sulfinylimines using HFC-125 and Triglyme.** A test tube containing the corresponding *N*-sulfinylimine **1** (0.2 mmol) in dry toluene (0.2 mL) was charged with CF<sub>3</sub>CF<sub>2</sub>H (excess) by cooling with liquid N<sub>2</sub> bath under vacuum. To this mixture, KHMDS in toluene (0.5 M, 0.8 mL, 2.0 equiv) and triglyme (0.29 mL, 8.0 equiv) were added to the mixture at -78 °C, and the mixture was stirred at -78 °C for 18 h. Saturated NH<sub>4</sub>Cl aq (1.0 mL) was added to the mixture, and

the aqueous layer was extracted with Et<sub>2</sub>O (1.0 mL × 3). The combined organic layer was washed with brine, dried over Na<sub>2</sub>SO<sub>4</sub>, concentrated under reduced pressure, and purified by column chromatography on silica gel to give (*S<sub>s</sub>, R*)-**2**.

*2-Methyl-N-((R)-2,2,3,3,3-pentafluoro-1-(p-tolyl)propyl)propane-2-sulfonamide ((S<sub>s</sub>, R)-2a)*. Followed by the general procedure 1, the crude product was purified by silica gel column chromatography (*n*-hexane/ethyl acetate = 7/3) to give (*S<sub>s</sub>, R*)-**2a** (67.3 mg, 98%, dr = >99:1) as a white solid. [α]<sub>D</sub><sup>25</sup> = +63.4 (*c* 0.60, CHCl<sub>3</sub>). <sup>1</sup>H NMR (300 MHz, CDCl<sub>3</sub>) δ: 7.28–7.19 (m, 4H), 4.87–4.75 (m, 1H), 3.61 (d, *J* = 7.6 Hz, 1H), 2.35 (s, 3H), 1.24 (s, 9H) ppm. <sup>13</sup>C {<sup>1</sup>H} NMR (126 MHz, CDCl<sub>3</sub>) δ: 139.6, 130.6, 129.8, 128.1, 119.0 (qt, <sup>1</sup>*J*<sub>C-F</sub>, <sup>2</sup>*J*<sub>C-F</sub> = 287.1, 35.5 Hz), 113.8 (tq, <sup>1</sup>*J*<sub>C-F</sub>, <sup>2</sup>*J*<sub>C-F</sub> = 258.4, 35.5 Hz), 60.2 (t, <sup>2</sup>*J*<sub>C-F</sub> = 22.7 Hz), 57.0, 22.3, 21.2 ppm. <sup>19</sup>F NMR (282 MHz, CDCl<sub>3</sub>) δ: -81.2 (s, 3F), -122.00 (d, *J* = 5.0 Hz, 1F), -122.05 (d, *J* = 5.0 Hz, 1F) ppm. ATR-FTIR (KBr): ν = 3321, 2968, 2388, 2130, 1925, 1473, 1363, 1179, 1069, 880, 733, 538 cm<sup>-1</sup>. m.p.: 98.1–99.0 °C (*n*-hexane). HRMS (ESI) *m/z*: [M+Na]<sup>+</sup> calcd. for C<sub>14</sub>H<sub>18</sub>F<sub>5</sub>NOS; 366.0927 Found 366.0921.

*2-Methyl-N-((R)-2,2,3,3,3-pentafluoro-1-phenylpropyl)propane-2-sulfonamide ((S<sub>s</sub>, R)-2b)*. Followed by the general procedure 1, the crude product was purified by silica gel column chromatography (*n*-hexane/ethyl acetate = 7/3) to give (*S<sub>s</sub>, R*)-**2b** (60.6 mg, 92% dr = >99:1) as a white solid. [α]<sub>D</sub><sup>25</sup> = +68.3 (*c* 0.60, CHCl<sub>3</sub>). <sup>1</sup>H NMR (300 MHz, CDCl<sub>3</sub>) δ: 7.40 (br s, 5H), 4.92–4.80 (m, 1H), 3.66 (d, *J* = 7.0 Hz, 1H), 1.25 (s, 9H) ppm. <sup>13</sup>C {<sup>1</sup>H} NMR (126 MHz, CDCl<sub>3</sub>) δ: 133.6, 129.8, 129.3, 128.3, 119.0 (qt, <sup>1</sup>*J*<sub>C-F</sub>, <sup>2</sup>*J*<sub>C-F</sub> = 287.0, 35.9 Hz), 113.8 (tq, <sup>1</sup>*J*<sub>C-F</sub>, <sup>2</sup>*J*<sub>C-F</sub> = 258.5, 35.6 Hz), 60.5 (t, <sup>2</sup>*J*<sub>C-F</sub> = 22.7 Hz), 57.2, 22.4 ppm. <sup>19</sup>F NMR (282 MHz, CDCl<sub>3</sub>) δ: -81.2 (s, 3F), -122.0 (d, *J* = 7.9 Hz, 1F), -122.1 (d, *J* = 6.9 Hz, 1F) ppm. ATR-FTIR (KBr): ν = 3327, 3069, 2965, 2344, 1475, 1366, 1176, 1066, 880, 722, 600 cm<sup>-1</sup>. m.p.: 106.3–106.9 °C (*n*-hexane). HRMS (ESI) *m/z*: [M+Na]<sup>+</sup> calcd. for C<sub>13</sub>H<sub>16</sub>F<sub>5</sub>NOS; 352.0770 Found 352.0771.

*2-Methyl-N-((R)-2,2,3,3,3-pentafluoro-1-(4-methoxyphenyl)propyl)propane-2-sulfonamide ((S<sub>s</sub>, R)-2c)*. Followed by the general procedure 1, the crude product was purified by silica gel column chromatography (*n*-hexane/ethyl acetate = 7/3) to give (*S<sub>s</sub>, R*)-**2c** (69.7 mg, 97%, dr = 98:2) as a white solid. [α]<sub>D</sub><sup>25</sup> = +60.4 (*c* 0.62, CHCl<sub>3</sub>). <sup>1</sup>H NMR (300 MHz, CDCl<sub>3</sub>) δ: 7.29 (d, *J* = 8.8 Hz, 2H), 6.92 (d, *J* = 8.8 Hz, 2H), 4.87–4.75 (m, 1H), 3.81 (s, 3H), 3.57 (d, *J* = 7.6 Hz, 1H), 1.24 (s, 9H) ppm. <sup>13</sup>C {<sup>1</sup>H} NMR (126 MHz, CDCl<sub>3</sub>) δ: 160.5, 129.5, 125.6, 119.0 (qt, <sup>1</sup>*J*<sub>C-F</sub>, <sup>2</sup>*J*<sub>C-F</sub> = 287.1, 35.6 Hz), 114.6, 116.3–111.4 (m), 60.0 (t, <sup>2</sup>*J*<sub>C-F</sub> = 22.7 Hz), 57.1, 55.4, 22.4 ppm. <sup>19</sup>F NMR (282 MHz, CDCl<sub>3</sub>) δ: -81.2 (s, 3F), -122.0 (d, *J* = 13.9 Hz, 1F), -122.3 (d, *J* =

12.9 Hz, 1F) ppm. ATR-FTIR (KBr): ν = 3327, 2966, 2496, 1902, 1615, 1521, 1175, 1063, 822, 544 cm<sup>-1</sup>. m.p.: 116.8–117.5 °C (*n*-hexane). HRMS (ESI) *m/z*: [M+Na]<sup>+</sup> calcd. for C<sub>14</sub>H<sub>18</sub>F<sub>5</sub>N<sub>2</sub>O<sub>2</sub>S; 382.0876 Found 382.0879.

*Gram-scale*: Followed by the general procedure 1 with **1c** (1.0 g, 4.18 mmol), the crude product was purified by silica gel column chromatography (*n*-hexane/ethyl acetate = 7/3) to give (*S<sub>s</sub>, R*)-**2c** (1.38 g, 92%, dr = 94:6) as a white solid.

*N-((R)-1-(4-(Dimethylamino)phenyl)-2,2,3,3,3-pentafluoropropyl)-2-methylpropane-2-sulfonamide ((S<sub>s</sub>, R)-2d)*. Followed by the general procedure 1, the crude product was purified by silica gel column chromatography (*n*-hexane/ethyl acetate = 7/3) to give (*S<sub>s</sub>, R*)-**2d** (68.4 mg, 92% dr = 92:8) as a white solid. [α]<sub>D</sub><sup>25</sup> = +49.4 (*c* 0.61, CHCl<sub>3</sub>). <sup>1</sup>H NMR (300 MHz, CDCl<sub>3</sub>) δ: 7.22 (d, *J* = 8.5 Hz, 2H), 6.68 (d, *J* = 8.8 Hz, 2H), 4.81–4.70 (m, 1H), 3.52 (d, *J* = 7.0 Hz, 1H), 2.96 (s, 6H), 1.24 (s, 9H) ppm. <sup>13</sup>C {<sup>1</sup>H} NMR (126 MHz, CDCl<sub>3</sub>) δ: 151.1, 129.0, 120.5 (d-like, <sup>3</sup>*J*<sub>C-F</sub> = 3.6 Hz), 119.1 (qt, <sup>1</sup>*J*<sub>C-F</sub>, <sup>2</sup>*J*<sub>C-F</sub> = 287.2, 35.8 Hz), 112.4, 116.5–111.8 (m), 60.0 (dd, <sup>2</sup>*J*<sub>C-F</sub>, <sup>2</sup>*J*<sub>C-F</sub> = 23.6, 20.9 Hz), 59.8, 56.9, 40.3, 22.4 ppm. <sup>19</sup>F NMR (282 MHz, CDCl<sub>3</sub>) δ: -81.2 (s, 3F), -120.9 (dd, *J* = 273.0, 14.4 Hz, 1F), -123.2 (dd, *J* = 272.5, 13.9 Hz, 1F) ppm. ATR-FTIR (KBr): ν = 3335, 2926, 2129, 1895, 1618, 1532, 1363, 1179, 820, 541 cm<sup>-1</sup>. m.p.: 136.0–137.0 °C (*n*-hexane). HRMS (ESI) *m/z*: [M+Na]<sup>+</sup> calcd. for C<sub>15</sub>H<sub>21</sub>F<sub>5</sub>N<sub>2</sub>O<sub>2</sub>S; 395.1192 Found 395.1187.

*N-((R)-1-(4-Chlorophenyl)-2,2,3,3,3-pentafluoropropyl)-2-methylpropane-2-sulfonamide ((S<sub>s</sub>, R)-2e)*. Followed by the general procedure 1, the crude product was purified by silica gel column chromatography (*n*-hexane/ethyl acetate = 8/2) to give (*S<sub>s</sub>, R*)-**2e** (69.1 mg, 95%, dr = 97:3) as a white solid. [α]<sub>D</sub><sup>25</sup> = +54.6 (*c* 0.63, CHCl<sub>3</sub>). <sup>1</sup>H NMR (300 MHz, CDCl<sub>3</sub>) δ: 7.41–7.37 (m, 2H), 7.33 (d, *J* = 8.5 Hz, 2H), 4.90–4.78 (m, 1H), 3.64 (d, *J* = 8.5 Hz, 1H), 1.24 (s, 9H) ppm. <sup>13</sup>C {<sup>1</sup>H} NMR (126 MHz, CDCl<sub>3</sub>) δ: 135.9, 132.0, 129.7, 129.5, 120.0 (tt, <sup>1</sup>*J*<sub>C-F</sub>, <sup>2</sup>*J*<sub>C-F</sub> = 287.0, 35.4 Hz), 113.6 (tq, <sup>1</sup>*J*<sub>C-F</sub>, <sup>2</sup>*J*<sub>C-F</sub> = 258.6, 35.9 Hz), 60.0 (dd, <sup>2</sup>*J*<sub>C-F</sub>, <sup>2</sup>*J*<sub>C-F</sub> = 25.0, 21.3 Hz), 57.3, 22.4 ppm. <sup>19</sup>F NMR (282 MHz, CDCl<sub>3</sub>) δ: -81.1 (s, 3F), -121.0 (dd, *J* = 274.5, 11.9 Hz, 1F), -123.0 (dd, *J* = 274.5, 15.9 Hz, 1F) ppm. ATR-FTIR (KBr): ν = 3329, 3033, 2971, 2130, 1955, 1599, 1497, 1174, 1068, 809, 536 cm<sup>-1</sup>. m.p.: 70.7–71.7 °C (*n*-hexane). HRMS (ESI) *m/z*: [M+Na]<sup>+</sup> calcd. for C<sub>13</sub>H<sub>15</sub>ClF<sub>5</sub>NOS; 386.0381 Found 386.0381.

*N-((R)-1-(4-Bromophenyl)-2,2,3,3,3-pentafluoropropyl)-2-methylpropane-2-sulfonamide ((S<sub>s</sub>, R)-2f)*. Followed by the general procedure 1, the crude product was purified by silica gel column chromatography (*n*-hexane/ethyl acetate = 8/2) to give (*S<sub>s</sub>, R*)-**2f** (65.3 mg, 80%, dr = >99:1) as a white solid. [α]<sub>D</sub><sup>25</sup> = +45.6 (*c* 0.65, CHCl<sub>3</sub>). <sup>1</sup>H NMR (300 MHz, CDCl<sub>3</sub>) δ: 7.55 (d, *J* = 8.5 Hz, 2H), 7.27 (d, *J* = 6.4 Hz,

2H), 4.88–4.77 (m, 1H), 3.64 (d,  $J = 8.5$  Hz, 1H), 1.24 (s, 9H) ppm.  $^{13}\text{C}$  { $^1\text{H}$ } NMR (126 MHz,  $\text{CDCl}_3$ )  $\delta$ : 132.55, 132.47, 129.9, 124.2, 118.9 (qt,  $^1J_{\text{C-F}}$ ,  $^2J_{\text{C-F}} = 287.0$ , 35.4 Hz), 113.5 (tq,  $^1J_{\text{C-F}}$ ,  $^2J_{\text{C-F}} = 258.7$ , 35.9 Hz), 60.1 (dd,  $^2J_{\text{C-F}}$ ,  $^2J_{\text{C-F}} = 24.5$ , 20.9 Hz), 57.3, 22.4 ppm.  $^{19}\text{F}$  NMR (282 MHz,  $\text{CDCl}_3$ )  $\delta$ : -81.1 (s, 3F), -121.0 (dd,  $J = 274.5$ , 11.9 Hz, 1F), -123.1 (dd,  $J = 274.5$ , 15.9 Hz, 1F) ppm. ATR-FTIR (KBr):  $\nu = 3328$ , 2970, 2122, 1595, 1493, 1322, 1174, 1125, 1064, 876, 808, 741, 537  $\text{cm}^{-1}$ . m.p.: 107.7–108.6 °C (*n*-hexane). HRMS (ESI)  $m/z$ :  $[\text{M}+\text{Na}]^+$  calcd. for  $\text{C}_{13}\text{H}_{15}\text{BrF}_5\text{NOS}$ ; 429.9876 Found 429.9877.

*2-Methyl-N-((R)-2,2,3,3,3-pentafluoro-1-(4-(trifluoromethyl)phenyl)propyl)propane-2-sulfinamide ((S<sub>s</sub>, R)-2g)*. Followed by the general procedure 1, the crude product was purified by silica gel column chromatography (*n*-hexane/ethyl acetate = 8/2) to give (*S<sub>s</sub>, R*)-**2g** (50.9 mg, 64%, dr = 93:7) as a yellow solid.  $[\alpha]_{\text{D}}^{25} = +51.0$  ( $c$  0.63,  $\text{CHCl}_3$ ).  $^1\text{H}$  NMR (300 MHz,  $\text{CDCl}_3$ )  $\delta$ : 7.69 (d,  $J = 8.2$  Hz, 2H), 7.53 (d,  $J = 8.2$  Hz, 2H), 4.99–4.87 (m, 1H), 3.73 (d,  $J = 8.8$  Hz, 1H), 1.25 (s, 9H) ppm.  $^{13}\text{C}$  { $^1\text{H}$ } NMR (126 MHz,  $\text{CDCl}_3$ )  $\delta$ : 137.4, 132.0 (q,  $^2J_{\text{C-F}} = 32.7$  Hz), 128.9, 126.2 (d-like,  $^3J_{\text{C-F}} = 3.6$  Hz), 123.8 (q,  $^1J_{\text{C-F}} = 272.5$  Hz), 118.9 (qt,  $^1J_{\text{C-F}}$ ,  $^2J_{\text{C-F}} = 287.0$ , 35.4 Hz), 113.5 (tq,  $^1J_{\text{C-F}}$ ,  $^2J_{\text{C-F}} = 258.9$ , 36.1 Hz), 60.3 (dd,  $^2J_{\text{C-F}}$ ,  $^2J_{\text{C-F}} = 25.4$ , 20.9 Hz), 57.4, 22.4 ppm.  $^{19}\text{F}$  NMR (282 MHz,  $\text{CDCl}_3$ )  $\delta$ : -63.5 (s, 3F), -81.1 (s, 3F), -120.1 (dd,  $J = 275.5$ , 9.9 Hz, 1F), -123.5 (dd,  $J = 275.5$ , 15.9 Hz, 1F) ppm. ATR-FTIR (KBr):  $\nu = 3146$ , 2990, 2874, 1933, 1624, 1425, 1330, 1130, 1067, 906, 726, 602  $\text{cm}^{-1}$ . m.p.: 68.3–69.3 °C. HRMS (ESI)  $m/z$ :  $[\text{M}+\text{Na}]^+$  calcd. for  $\text{C}_{14}\text{H}_{15}\text{F}_8\text{NOS}$ ; 420.0644 Found 420.0651.

*2-Methyl-N-((R)-2,2,3,3,3-pentafluoro-1-(3-methoxyphenyl)propyl)propane-2-sulfinamide ((S<sub>s</sub>, R)-2h)*. Followed by the general procedure 1, the crude product was purified by silica gel column chromatography (*n*-hexane/ethyl acetate = 7/3) to give (*S<sub>s</sub>, R*)-**2h** (71.1 mg, 99%, dr = >99:1) as a white solid.  $[\alpha]_{\text{D}}^{25} = +71.7$  ( $c$  0.66,  $\text{CHCl}_3$ ).  $^1\text{H}$  NMR (300 MHz,  $\text{CDCl}_3$ )  $\delta$ : 7.35–7.26 (m, 2 H), 6.98–6.91 (m, 2H), 4.87–4.76 (m, 1H), 3.82 (s, 3H), 3.64 (d,  $J = 7.0$  Hz, 1H), 1.25 (s, 9H) ppm.  $^{13}\text{C}$  { $^1\text{H}$ } NMR (126 MHz,  $\text{CDCl}_3$ )  $\delta$ : 160.0, 135.0, 130.4, 120.4, 122.7–115.3 (m), 114.8, 114.4, 116.2–111.3 (m), 60.4 (t,  $^2J_{\text{C-F}} = 22.7$  Hz), 57.2, 55.4, 22.4 ppm.  $^{19}\text{F}$  NMR (282 MHz,  $\text{CDCl}_3$ )  $\delta$ : -81.2 (s, 3F), -122.0 (d,  $J = 13.9$  Hz, 1F), -122.1 (d,  $J = 12.9$  Hz, 1F) ppm. ATR-FTIR (KBr):  $\nu = 3342$ , 2982, 1958, 1587, 1464, 1325, 1183, 1066, 876, 787, 735  $\text{cm}^{-1}$ . m.p.: 121.2–121.8 °C (*n*-hexane). HRMS (ESI)  $m/z$ :  $[\text{M}+\text{Na}]^+$  calcd. for  $\text{C}_{14}\text{H}_{18}\text{F}_5\text{NO}_2\text{S}$ ; 382.0876 Found 382.0878.

*2-Methyl-N-((R)-2,2,3,3,3-pentafluoro-1-(2-methoxyphenyl)propyl)propane-2-sulfinamide ((S<sub>s</sub>, R)-2i)*. Followed by the general procedure 1, the crude product was purified by silica gel column chromatography (*n*-

hexane/ethyl acetate = 7/3) to give (*S<sub>s</sub>, R*)-**2i** (70.9 mg, 95 %, dr = >99:1) as a white solid.  $[\alpha]_{\text{D}}^{25} = +93.0$  ( $c$  0.61,  $\text{CHCl}_3$ ).  $^1\text{H}$  NMR (300 MHz,  $\text{CDCl}_3$ )  $\delta$ : 7.38–7.33 (m, 3H), 7.01–6.93 (m, 2H), 5.21 (br, 1H), 4.50 (br, 1H), 3.89 (s, 3H), 1.24 (s, 9H) ppm.  $^{13}\text{C}$  { $^1\text{H}$ } NMR (126 MHz,  $\text{CDCl}_3$ )  $\delta$ : 157.4, 130.8, 129.6, 121.8, 121.2, 119.1 (qt,  $^1J_{\text{C-F}}$ ,  $^2J_{\text{C-F}} = 287.0$ , 35.9 Hz), 113.9 (tq,  $^1J_{\text{C-F}}$ ,  $^2J_{\text{C-F}} = 258.4$ , 35.5 Hz), 111.8, 56.9, 55.8, 22.5 ppm.  $^{19}\text{F}$  NMR (282 MHz,  $\text{CDCl}_3$ )  $\delta$ : -81.7 (s, 3F), -120.3 (br d,  $J = 267.5$  Hz, 1F), -122.1 (dd,  $J = 270.5$ , 16.8 Hz, 1F) ppm. ATR-FTIR (KBr):  $\nu = 3337$ , 3172, 2979, 2512, 1934, 1602, 1496, 1182, 1067, 1182, 830, 762  $\text{cm}^{-1}$ . m.p.: 119.4–120.4 °C (*n*-hexane). HRMS (ESI)  $m/z$ :  $[\text{M}+\text{Na}]^+$  calcd. for  $\text{C}_{14}\text{H}_{18}\text{F}_5\text{NO}_2\text{S}$ ; 382.0876 Found 382.0879.

*N-((R)-1-(3,4-Dimethoxyphenyl)-2,2,3,3,3-pentafluoropropyl)-2-methylpropane-2-sulfinamide ((S<sub>s</sub>, R)-2j)*. Followed by the general procedure 1, the crude product was purified by silica gel column chromatography (*n*-hexane/ethyl acetate = 4/6) to give (*S<sub>s</sub>, R*)-**2j** (67.3 mg, 91 %, dr = 98:2) as a white solid.  $[\alpha]_{\text{D}}^{25} = +59.4$  ( $c$  0.68,  $\text{CHCl}_3$ ).  $^1\text{H}$  NMR (300 MHz,  $\text{CDCl}_3$ )  $\delta$ : 6.97 (d,  $J = 7.6$  Hz, 1H), 6.89–6.86 (m, 2H), 4.86–4.74 (m, 1H), 3.89 (d,  $J = 2.6$  Hz, 6H), 3.85 (d,  $J = 7.6$  Hz, 1H), 1.25 (s, 9H) ppm.  $^{13}\text{C}$  { $^1\text{H}$ } NMR (126 MHz,  $\text{CDCl}_3$ )  $\delta$ : 150.1, 149.3, 125.9, 120.8, 119.0 (qt,  $^1J_{\text{C-F}}$ ,  $^2J_{\text{C-F}} = 287.0$ , 35.4 Hz), 116.3–111.4 (m), 111.4, 111.2, 60.2 (t,  $^2J_{\text{C-F}} = 22.3$  Hz), 57.1, 56.0, 55.9, 22.4 ppm.  $^{19}\text{F}$  NMR (282 MHz,  $\text{CDCl}_3$ )  $\delta$ : -81.2 (s, 3F), -121.9 (d,  $J = 13.9$  Hz, 1F), -122.1 (d,  $J = 13.9$  Hz, 1F) ppm. ATR-FTIR (KBr):  $\nu = 3320$ , 2964, 2594, 2025, 1593, 1524, 1180, 1067, 858, 1067, 858, 721, 579  $\text{cm}^{-1}$ . m.p.: 107.2–107.8 °C (*n*-hexane). HRMS (ESI)  $m/z$ :  $[\text{M}+\text{Na}]^+$  calcd. for  $\text{C}_{15}\text{H}_{20}\text{F}_5\text{NO}_3\text{S}$ ; 412.0982 Found 412.0988.

*N-((R)-1-(Benzo[d][1,3]dioxol-5-yl)-2,2,3,3,3-pentafluoropropyl)-2-methylpropane-2-sulfinamide ((S<sub>s</sub>, R)-2k)*. Followed by the general procedure 1, the crude product was purified by silica gel column chromatography (*n*-hexane/ethyl acetate = 7/3) to give (*S<sub>s</sub>, R*)-**2k** (67.0 mg, 90%, dr = 98:2) as a white solid.  $[\alpha]_{\text{D}}^{25} = +46.1$  ( $c$  0.65,  $\text{CHCl}_3$ ).  $^1\text{H}$  NMR (300 MHz,  $\text{CDCl}_3$ )  $\delta$ : 6.88–6.80 (m, 3H), 6.00 (s, 2H), 4.82–4.70 (m, 1H), 3.56 (d,  $J = 7.3$  Hz, 1H), 1.24 (s, 9H) ppm.  $^{13}\text{C}$  { $^1\text{H}$ } NMR (126 MHz,  $\text{CDCl}_3$ )  $\delta$ : 148.8, 148.4, 127.2, 122.5, 119.0 (qt,  $^1J_{\text{C-F}}$ ,  $^2J_{\text{C-F}} = 287.0$ , 35.9 Hz), 113.7 (tq,  $^1J_{\text{C-F}}$ ,  $^2J_{\text{C-F}} = 258.4$ , 35.5 Hz), 108.8, 108.1, 101.6, 60.3 (t,  $^2J_{\text{C-F}} = 22.7$  Hz), 57.2, 22.4 ppm.  $^{19}\text{F}$  NMR (282 MHz,  $\text{CDCl}_3$ )  $\delta$ : -81.2 (s, 3F), -122.1 (d,  $J = 13.9$  Hz, 1F), -122.3 (d,  $J = 12.9$  Hz, 1F) ppm. ATR-FTIR (KBr):  $\nu = 3321$ , 2910, 1837, 1507, 1323, 1176, 1037, 926, 794, 740, 561  $\text{cm}^{-1}$ . m.p.: 97.5–98.4 °C (*n*-hexane). HRMS (ESI)  $m/z$ :  $[\text{M}+\text{Na}]^+$  calcd. for  $\text{C}_{14}\text{H}_{16}\text{F}_5\text{NO}_3\text{S}$ ; 396.0669 Found 396.0666.

*2-Methyl-N-((R)-2,2,3,3,3-pentafluoro-1-(naphthalen-2-yl)propyl)propane-2-sulfinamide ((S<sub>s</sub>, R)-2l)*. Followed by the general procedure 1, the crude product was purified by



silica gel column chromatography (*n*-hexane/ethyl acetate = 7/3) to give (*S*, *R*)-**2l** (70.2 mg, 93%, dr = >99:1) as a white solid.  $[\alpha]_{\text{D}}^{25} = +80.9$  (*c* 0.60, CHCl<sub>3</sub>). <sup>1</sup>H NMR (300 MHz, CDCl<sub>3</sub>) δ: 7.91–7.84 (m, 4H), 7.55–7.46 (m, 3H), 5.09–4.97 (m, 1H), 3.77 (d, *J* = 6.7 Hz, 1H), 1.26 (s, 9H) ppm. <sup>13</sup>C {<sup>1</sup>H} NMR (126 MHz, CDCl<sub>3</sub>) δ: 133.7, 133.2, 130.9, 129.4, 128.5, 128.4, 127.8, 127.2, 126.9, 124.7, 119.0 (qt, <sup>1</sup>*J*<sub>C-F</sub>, <sup>2</sup>*J*<sub>C-F</sub> = 287.0, 35.4 Hz), 113.9 (tq, <sup>1</sup>*J*<sub>C-F</sub>, <sup>2</sup>*J*<sub>C-F</sub> = 258.6, 35.6 Hz), 60.7 (t, <sup>2</sup>*J*<sub>C-F</sub> = 22.7 Hz), 57.2, 22.4 ppm. <sup>19</sup>F NMR (282 MHz, CDCl<sub>3</sub>) δ: -81.2 (s, 3F), -121.7 (d, *J* = 13.9 Hz, 2F) ppm. ATR-FTIR (KBr): ν = 3324, 2982, 2382, 1947, 1600, 1469, 1366, 1186, 1072, 868, 748, 563 cm<sup>-1</sup>. m.p.: 142.4–142.8 °C (*n*-hexane). HRMS (ESI) *m/z*: [M+Na]<sup>+</sup> calcd. for C<sub>17</sub>H<sub>18</sub>F<sub>5</sub>NOS; 402.0927 Found 402.0936.

*N*-((*R*)-2,2,3,3,3-pentafluoro-1-(naphthalen-1-yl)propyl)propane-2-sulfonamide ((*S*, *R*)-**2m**). Followed by the general procedure 1, the crude product was purified by silica gel column chromatography (*n*-hexane/ethyl acetate = 7/3) to give (*S*, *R*)-**2m** (67.5 mg, 89%, dr = >99:1) as a white solid.  $[\alpha]_{\text{D}}^{25} = +173.5$  (*c* 0.66, CHCl<sub>3</sub>). <sup>1</sup>H NMR (300 MHz, CDCl<sub>3</sub>) δ: 8.07 (d, *J* = 8.8 Hz, 1H), 7.94–7.90 (m, 2H), 7.66–7.50 (m, 4H), 5.81 (br, 1H), 3.85 (d, *J* = 5.9 Hz, 1H), 1.25 (s, 9H) ppm. <sup>13</sup>C {<sup>1</sup>H} NMR (126 MHz, CDCl<sub>3</sub>) δ: 134.0, 131.0, 130.5, 129.9, 129.4, 127.4, 126.3, 125.2, 122.2, 119.1 (qt, <sup>1</sup>*J*<sub>C-F</sub>, <sup>2</sup>*J*<sub>C-F</sub> = 287.0, 35.9 Hz), 116.6–111.6 (m), 57.2, 54.1 (br d), 22.8, 22.4 (br d, *J* = 4.5 Hz) ppm. <sup>19</sup>F NMR (282 MHz, CDCl<sub>3</sub>) δ: -81.3 (s, 3F), -121.0 (br s, 2F) ppm. ATR-FTIR (KBr): ν = 3339, 3048, 2967, 2132, 1920, 1601, 1471, 1367, 1181, 1069, 860, 797 cm<sup>-1</sup>. m.p.: 125.4–126.2 °C (*n*-hexane). HRMS (ESI) *m/z*: [M+Na]<sup>+</sup> calcd. for C<sub>17</sub>H<sub>18</sub>F<sub>5</sub>NOS; 402.0935 Found 402.0927.

*N*-((*R*)-1-([1,1'-Biphenyl]-4-yl)-2,2,3,3,3-pentafluoropropyl)-2-methylpropane-2-sulfonamide ((*S*, *R*)-**2n**). Followed by the general procedure 1, the crude product was purified by silica gel column chromatography (*n*-hexane/ethyl acetate = 8/2) to give (*S*, *R*)-**2n** (77.0 mg, 95%, dr = 98:2) as a white solid.  $[\alpha]_{\text{D}}^{25} = +44.6$  (*c* 0.68, CHCl<sub>3</sub>). <sup>1</sup>H NMR (300 MHz, CDCl<sub>3</sub>) δ: 7.64–7.57 (m, 4H), 7.47–7.42 (m, 4H), 7.39–7.34 (m, 1H), 4.96–4.85 (m, 1H), 3.70 (d, *J* = 8.2 Hz, 1H), 1.27 (s, 9H) ppm. <sup>13</sup>C {<sup>1</sup>H} NMR (126 MHz, CDCl<sub>3</sub>) δ: 142.6, 140.2, 132.4, 128.9, 128.7, 127.9, 127.8, 127.3, 119.0 (qt, <sup>1</sup>*J*<sub>C-F</sub>, <sup>2</sup>*J*<sub>C-F</sub> = 287.0, 35.9 Hz), 113.8 (tq, <sup>1</sup>*J*<sub>C-F</sub>, <sup>2</sup>*J*<sub>C-F</sub> = 258.4, 35.7 Hz), 60.4 (dd, <sup>2</sup>*J*<sub>C-F</sub>, <sup>2</sup>*J*<sub>C-F</sub> = 24.5, 20.9 Hz), 57.2, 22.4 ppm. <sup>19</sup>F NMR (282 MHz, CDCl<sub>3</sub>) δ: -81.1 (s, 3F), -121.7 (d, *J* = 12.9 Hz, 1F), -122.0 (d, *J* = 14.9 Hz, 1F) ppm. ATR-FTIR (KBr): ν = 3325, 2962, 1921, 1709, 1596, 1473, 1364, 1208, 1070, 823, 764, 560 cm<sup>-1</sup>. m.p.: 158.0–158.8 °C (*n*-hexane). HRMS (ESI) *m/z*: [M+Na]<sup>+</sup> calcd. for C<sub>19</sub>H<sub>20</sub>F<sub>5</sub>NOS; 428.1083 Found 428.1085.

*N*-((*R*)-1,1,1,2,2-pentafluorohexan-3-yl)propane-2-sulfonamide ((*S*, *R*)-**2o**). Followed by the general procedure 1, the crude product was purified by

silica gel column chromatography (*n*-hexane/ethyl acetate = 7/3) to give (*S*, *R*)-**2o** (34.3 mg, 58%, dr = 95:5) as a white solid.  $[\alpha]_{\text{D}}^{25} = +74.5$  (*c* 0.62, CHCl<sub>3</sub>). <sup>1</sup>H NMR (300 MHz, CDCl<sub>3</sub>) δ: 3.79–3.73 (m, 1H), 3.08 (d, *J* = 8.5 Hz, 1H), 1.87–1.56 (m, 4H), 1.24 (s, 9H), 0.98 (t, *J* = 7.0 Hz, 3H) ppm. <sup>13</sup>C {<sup>1</sup>H} NMR (126 MHz, CDCl<sub>3</sub>) δ: 119.2 (qt, <sup>1</sup>*J*<sub>C-F</sub>, <sup>2</sup>*J*<sub>C-F</sub> = 287.0, 35.9 Hz), 114.3 (tq, <sup>1</sup>*J*<sub>C-F</sub>, <sup>2</sup>*J*<sub>C-F</sub> = 256.8, 35.7 Hz), 58.0 (t, <sup>2</sup>*J*<sub>C-F</sub> = 23.6 Hz), 57.1, 31.8, 22.6, 18.6, 13.7 ppm. <sup>19</sup>F NMR (282 MHz, CDCl<sub>3</sub>) δ: -80.8 (s, 3F), -120.9 (dd, *J* = 273.5, 10.9 Hz, 1F), -122.8 (dd, *J* = 273.5, 13.9 Hz, 1F) ppm. ATR-FTIR (KBr): ν = 3202, 2971, 2102, 1475, 1334, 1188, 1056, 895, 732, 596 cm<sup>-1</sup>. m.p.: 118.5–119.5 °C (*n*-hexane). HRMS (ESI) *m/z*: [M+Na]<sup>+</sup> calcd. for C<sub>10</sub>H<sub>18</sub>F<sub>5</sub>NOS; 318.0927 Found 318.0926.

*N*-((*R*)-1-Cyclohexyl-2,2,3,3,3-pentafluoropropyl)-2-methylpropane-2-sulfonamide ((*S*, *R*)-**2p**). Followed by the general procedure 1, the crude product was purified by silica gel column chromatography (*n*-hexane/ethyl acetate = 8/2) to give (*S*, *R*)-**2p** (60.4 mg, 90%, dr = 95:5) as a white solid.  $[\alpha]_{\text{D}}^{25} = +75.1$  (*c* 0.66, CHCl<sub>3</sub>). <sup>1</sup>H NMR (300 MHz, CDCl<sub>3</sub>) δ: 3.69–3.56 (m, 1H), 3.47 (d-like, *J* = 9.1 Hz, 1H), 1.92–1.80 (m, 4H), 1.66–1.57 (m, 3H), 1.38–1.08 (m, 4H), 1.25 (s, 9H) ppm. <sup>13</sup>C {<sup>1</sup>H} NMR (126 MHz, CDCl<sub>3</sub>) δ: 119.1 (qt, <sup>1</sup>*J*<sub>C-F</sub>, <sup>2</sup>*J*<sub>C-F</sub> = 286.9, 36.2 Hz), 114.9 (tq, <sup>1</sup>*J*<sub>C-F</sub>, <sup>2</sup>*J*<sub>C-F</sub> = 258.0, 35.7 Hz), 62.2 (dd, <sup>2</sup>*J*<sub>C-F</sub>, <sup>2</sup>*J*<sub>C-F</sub> = 23.6, 20.9 Hz), 57.2, 37.6, 30.7, 27.3, 26.4, 26.0, 25.7, 22.6 ppm. <sup>19</sup>F NMR (282 MHz, CDCl<sub>3</sub>) δ: -81.6 (s, 3F), -119.3 (d, *J* = 11.9 Hz, 1F), -120.0 (d, *J* = 17.8 Hz, 1F) ppm. ATR-FTIR (KBr): ν = 3277, 2934, 2675, 2131, 1454, 1305, 1203, 1057, 850, 683 cm<sup>-1</sup>. m.p.: 75.3–76.3 °C (*n*-hexane). HRMS (ESI) *m/z*: [M+Na]<sup>+</sup> calcd. for C<sub>13</sub>H<sub>22</sub>F<sub>5</sub>NOS; 358.1240 Found 358.1244.

*N*-((*R*)-1,1,1,2,2-pentafluoro-4,4-dimethylpentan-3-yl)propane-2-sulfonamide ((*S*, *R*)-**2q**). Followed by the general procedure 1, the crude product was purified by silica gel column chromatography (*n*-hexane/ethyl acetate = 8/2) to give (*S*, *R*)-**2q** (57.3 mg, 93%, dr = 97:3) as a white solid.  $[\alpha]_{\text{D}}^{25} = +80.5$  (*c* 0.61, CHCl<sub>3</sub>). <sup>1</sup>H NMR (300 MHz, CDCl<sub>3</sub>) δ: 3.65–3.56 (m, 2H), 1.26 (s, 9H), 1.16 (s, 9H) ppm. <sup>19</sup>F NMR (282 MHz, CDCl<sub>3</sub>) δ: -81.3 (s, 3F), -111.4 (d, *J* = 273.5 Hz, 1F), -123.1 (dd, *J* = 273.0, 20.3 Hz, 1F) ppm. MS (ESI) *m/z*: [M + H]<sup>+</sup> 310.00. Analytical data are consistent with reported values.<sup>13</sup>

*N*-((*R*)-2,2,3,3,3-pentafluoro-1-(pyridin-3-yl)propyl)propane-2-sulfonamide ((*S*, *R*)-**2r**). Followed by the general procedure 1, the crude product was purified by silica gel column chromatography (ethyl acetate) to give (*S*, *R*)-**2r** (56.2 mg, 85%, dr = 96:4) as a brown solid.  $[\alpha]_{\text{D}}^{25} = +57.3$  (*c* 0.65, CHCl<sub>3</sub>). <sup>1</sup>H NMR (300 MHz, CDCl<sub>3</sub>) δ: 8.67 (br s, 2H), 7.75 (d, *J* = 8.2 Hz, 1H), 7.38 (dd, *J* = 7.8, 4.8 Hz, 1H), 4.98–4.86 (m, 1H), 3.75 (d, *J* = 8.5 Hz, 1H), 1.25 (s, 9H) ppm. <sup>13</sup>C {<sup>1</sup>H} NMR (126 MHz, CDCl<sub>3</sub>) δ: 151.1, 149.6, 135.9, 129.6, 124.0, 118.9 (qt, <sup>1</sup>*J*<sub>C-F</sub>, <sup>2</sup>*J*<sub>C-F</sub> = 286.9, 35.8 Hz), 113.5

(tq,  $^1J_{C-F}$ ,  $^2J_{C-F}$  = 258.7, 36.0 Hz), 58.8 (dd,  $^2J_{C-F}$ ,  $^2J_{C-F}$  = 25.9, 21.3 Hz), 57.5, 22.4 ppm.  $^{19}F$  NMR (282 MHz,  $CDCl_3$ )  $\delta$ : -81.0 (s, 3F), -120.0 (dd,  $J$  = 275.5, 10.9 Hz, 1F), -123.4 (dd,  $J$  = 275.5, 15.9 Hz, 1F) ppm. ATR-FTIR (KBr):  $\nu$  = 3090, 2867, 1972, 1591, 1435, 1366, 1203, 1132, 1027, 837, 737  $cm^{-1}$ . m.p.: 96.1–96.8 °C (*n*-hexane). HRMS (ESI)  $m/z$ :  $[M+Na]^+$  calcd. for  $C_{12}H_{15}F_5N_2OS$ ; 353.0723 Found 353.0731.

*2-Methyl-N-((R)-2,2,3,3,3-pentafluoro-1-(furan-2-yl)propyl)propane-2-sulfonamide ((S<sub>s</sub>, R)-2s)*. Followed by the general procedure 1, the crude product was purified by silica gel column chromatography (*n*-hexane/ethyl acetate = 7/3) to give (*S<sub>s</sub>, R*)-**2s** (61.9 mg, 97%, dr = >99:1) as a colorless oil.  $[\alpha]_D^{25}$  = +52.0 (*c* 0.56,  $CHCl_3$ ).  $^1H$  NMR (300 MHz,  $CDCl_3$ )  $\delta$ : 7.47 (d,  $J$  = 1.2 Hz, 1H), 6.50–6.40 (m, 2H), 5.02–4.90 (m, 1H), 3.89 (d,  $J$  = 9.4 Hz, 1H), 1.26 (s, 9H) ppm.  $^{13}C$  { $^1H$ } NMR (126 MHz,  $CDCl_3$ )  $\delta$ : 145.6, 144.1, 118.8 (qt,  $^1J_{C-F}$ ,  $^2J_{C-F}$  = 287.1, 35.5 Hz), 112.9 (tq,  $^1J_{C-F}$ ,  $^2J_{C-F}$  = 259.5, 35.9 Hz), 111.0, 110.9, 57.4, 55.2 (t,  $^2J_{C-F}$  = 24.5 Hz), 22.4 ppm.  $^{19}F$  NMR (282 MHz,  $CDCl_3$ )  $\delta$ : -81.7 (s, 3F), -120.9 (dd,  $J$  = 272.5, 11.9 Hz, 1F), -122.4 (dd,  $J$  = 272.5, 13.9 Hz, 1F) ppm. ATR-FTIR (NaCl):  $\nu$  = 3601, 3296, 3033, 2816, 2238, 1471, 1363, 1011, 732, 593  $cm^{-1}$ . HRMS (ESI)  $m/z$ :  $[M+Na]^+$  calcd. for  $C_{11}H_{14}F_5NO_2S$ ; 342.0563 Found 342.0563.

*2-Methyl-N-((S)-2,2,3,3,3-pentafluoro-1-(thiophen-2-yl)propyl)propane-2-sulfonamide ((S<sub>s</sub>, R)-2t)*. Followed by the general procedure 1, the crude product was purified by silica gel column chromatography (*n*-hexane/ethyl acetate = 7/3) to give (*S<sub>s</sub>, R*)-**2t** (47.6 mg, 71%, dr = 95:5) as a yellow solid.  $[\alpha]_D^{25}$  = +51.3 (*c* 0.67,  $CHCl_3$ ).  $^1H$  NMR (300 MHz,  $CDCl_3$ )  $\delta$ : 7.39 (d,  $J$  = 5.3 Hz, 1H), 7.21 (br s, 1H), 7.04 (t-like,  $J$  = 4.0 Hz, 1H), 5.24–5.13 (m, 1H), 3.53 (d,  $J$  = 7.3 Hz, 1H), 1.25 (s, 9H) ppm.  $^{13}C$  { $^1H$ } NMR (126 MHz,  $CDCl_3$ )  $\delta$ : 134.9, 128.7, 127.6, 127.4, 118.9 (qt,  $^1J_{C-F}$ ,  $^2J_{C-F}$  = 287.7, 35.9 Hz), 113.3 (tq,  $^1J_{C-F}$ ,  $^2J_{C-F}$  = 259.1, 35.8 Hz), 57.3, 56.5 (dd,  $^2J_{C-F}$ ,  $^2J_{C-F}$  = 25.4, 22.7 Hz), 22.4 ppm.  $^{19}F$  NMR (282 MHz,  $CDCl_3$ )  $\delta$ : -81.0 (s, 3F), -121.1 (dd,  $J$  = 271.5, 11.9 Hz, 1F), -122.9 (dd,  $J$  = 272.5, 13.9 Hz, 1F) ppm. ATR-FTIR (KBr):  $\nu$  = 3317, 3112, 2970, 2125, 1837, 1462, 1363, 1184, 1065, 878, 718  $cm^{-1}$ . m.p.: 52.3–53.3 °C (*n*-hexane). HRMS (ESI)  $m/z$ :  $[M+Na]^+$  calcd. for  $C_{11}H_{14}F_5NOS_2$ ; 358.0335 Found 358.0334.

**General procedure 2: Pentafluoroethylation of *N*-Sulfinyl Imines by KHMDS/HFC-125 system.** A test tube containing corresponding *N*-sulfinylimine **1** (0.2 mmol) in dry toluene (0.2 mL) was charged with  $CF_3CF_2H$  (excess) by cooling with liquid  $N_2$  bath under vacuum. KHMDS in toluene (0.5 M, 0.8 mL, 2.0 equiv) was added to the mixture at -40 °C, and the mixture was stirred at -40 °C for 18 h. Saturated  $NH_4Cl$  aq (1.0 mL) was added to the mixture, and the aqueous layer was extracted with  $Et_2O$  (1.0 mL  $\times$

3). The combined organic layer was washed with brine, dried over  $Na_2SO_4$ , concentrated under reduced pressure, and purified by column chromatography on silica gel to give (*S<sub>s</sub>, S*)-**2**.

*2-Methyl-N-((S)-2,2,3,3,3-pentafluoro-1-(*p*-tolyl)propyl)propane-2-sulfonamide ((S<sub>s</sub>, S)-2a)*. Followed by the general procedure 2, the crude product was purified by silica gel column chromatography (toluene/acetone/dichloromethane = 9/0.5/0.5) to give (*S<sub>s</sub>, S*)-**2a** (31.2 mg, 91%, dr = 7:93) as a colorless oil.  $[\alpha]_D^{25}$  = +105.9 (*c* 0.59,  $CHCl_3$ ).  $^1H$  NMR (300 MHz,  $CDCl_3$ )  $\delta$ : 7.29 (d,  $J$  = 7.9 Hz, 2H), 7.20 (d,  $J$  = 8.2 Hz, 2H), 4.95–4.86 (m, 1H), 3.90 (s, 1H), 2.37 (s, 3H), 1.21 (s, 9H) ppm.  $^{13}C$  { $^1H$ } NMR (126 MHz,  $CDCl_3$ )  $\delta$ : 140.0, 129.7, 129.6, 128.1 (d-like,  $^3J_{C-F}$  = 3.6 Hz), 118.8 (qt,  $^1J_{C-F}$ ,  $^2J_{C-F}$  = 287.0, 35.4 Hz), 116.4–111.4 (m), 58.6 (t,  $^2J_{C-F}$  = 20.9 Hz), 56.4, 22.5, 21.4 ppm.  $^{19}F$  NMR (282 MHz,  $CDCl_3$ )  $\delta$ : -81.3 (s, 3F), -120.1 (dd,  $J$  = 268.0, 8.4 Hz, 1F), -126.1 (dd,  $J$  = 268.5, 16.8 Hz, 1F) ppm. ATR-FTIR (NaCl):  $\nu$  = 3758, 3173, 2966, 2866, 1911, 1611, 1462, 1362, 1207, 1073, 888, 731  $cm^{-1}$ . HRMS (ESI)  $m/z$ :  $[M+Na]^+$  calcd. for  $C_{14}H_{18}F_5NOS$ ; 366.0927 Found 366.0922.

*2-Methyl-N-((S)-2,2,3,3,3-pentafluoro-1-phenylpropyl)propane-2-sulfonamide ((S<sub>s</sub>, S)-2b)*. Followed by the general procedure 2, the crude product was purified by silica gel column chromatography (*n*-hexane/diethyl ether/dichloromethane = 7/2/1) to give (*S<sub>s</sub>, S*)-**2b** (54.3 mg, 82%, dr = 11:89) as a white solid.  $[\alpha]_D^{25}$  = +108.8 (*c* 0.61,  $CHCl_3$ ).  $^1H$  NMR (300 MHz,  $CDCl_3$ )  $\delta$ : 7.41 (br s, 5H), 4.99–4.90 (m, 1H), 3.92 (br s, 1H), 1.22 (s, 9H) ppm.  $^{13}C$  { $^1H$ } NMR (126 MHz,  $CDCl_3$ )  $\delta$ : 131.3 (d,  $^3J_{C-F}$  = 3.6 Hz), 130.0, 129.8, 128.9, 118.8 (qt,  $^1J_{C-F}$ ,  $^2J_{C-F}$  = 287.0, 35.4 Hz), 116.4–111.4 (m), 58.9 (t,  $^2J_{C-F}$  = 21.3 Hz), 56.5, 22.4 ppm.  $^{19}F$  NMR (282 MHz,  $CDCl_3$ )  $\delta$ : -81.3 (s, 3F), -120.1 (dd,  $J$  = 268.5, 8.9 Hz, 1F), -125.9 (dd,  $J$  = 269.5, 16.8 Hz, 1F) ppm. ATR-FTIR (KBr):  $\nu$  = 3164, 2958, 2380, 1966, 1726, 1461, 1184, 1066, 896, 701  $cm^{-1}$ . m.p.: 42.9–43.9 °C (*n*-hexane). HRMS (ESI)  $m/z$ :  $[M+Na]^+$  calcd. for  $C_{13}H_{16}F_5NOS$ ; 352.0770 Found 352.0772.

*2-Methyl-N-((S)-2,2,3,3,3-pentafluoro-1-(4-methoxyphenyl)propyl)propane-2-sulfonamide ((S<sub>s</sub>, S)-2c)*. Followed by the general procedure 2, the crude product was purified by silica gel column chromatography (*n*-hexane/ethyl acetate = 7/3) to give (*S<sub>s</sub>, S*)-**2c** (51.7 mg, 72%, dr = 4:96) as a white solid.  $[\alpha]_D^{25}$  = +110.5 (*c* 0.56,  $CHCl_3$ ).  $^1H$  NMR (300 MHz,  $CDCl_3$ )  $\delta$ : 7.33 (d,  $J$  = 8.2 Hz, 2H), 6.94–6.89 (m, 2H), 4.95–4.85 (m, 1H), 3.89 (br s, 1H), 3.83 (s, 3H), 1.22 (s, 9H) ppm.  $^{13}C$  { $^1H$ } NMR (126 MHz,  $CDCl_3$ )  $\delta$ : 160.8, 131.1, 122.8 (d,  $^3J_{C-F}$  = 4.5 Hz), 118.8 (qt,  $^1J_{C-F}$ ,  $^2J_{C-F}$  = 287.0, 35.4 Hz), 114.3, 116.4–111.5 (m), 58.2 (t,  $^2J_{C-F}$  = 20.9 Hz), 56.3, 55.3, 22.5 ppm.  $^{19}F$  NMR (282 MHz,  $CDCl_3$ )  $\delta$ :

-81.3 (s, 3F), -120.1 (dd,  $J = 268.0$ , 8.4 Hz, 1F), -126.5 (dd,  $J = 268.0$ , 17.3 Hz, 1F) ppm. ATR-FTIR (KBr):  $\nu = 3227$ , 2961, 2258, 2239, 1742, 1611, 1516, 1362, 1185, 1081, 839, 735  $\text{cm}^{-1}$ . m.p.: 54.5–55.5 °C (*n*-hexane). HRMS (ESI)  $m/z$ :  $[\text{M}+\text{Na}]^+$  calcd. for  $\text{C}_{14}\text{H}_{18}\text{F}_5\text{NO}_2\text{S}$ ; 382.0876 Found 382.0867.

*N*-((*S*)-1-(4-(Dimethylamino)phenyl)-2,2,3,3,3-pentafluoropropyl)-2-methylpropane-2-sulfinamide ((*S*<sub>s</sub>, *S*)-**2d**). Followed by the general procedure 2, the crude product was purified by silica gel column chromatography (*n*-hexane/ethyl acetate = 7/3) to give (*S*<sub>s</sub>, *S*)-**2d** (70.0 mg, 94%, dr = 1:>99) as a yellow solid.  $[\alpha]_{\text{D}}^{25} = +115.8$  (*c* 0.50,  $\text{CHCl}_3$ ).  $^1\text{H}$  NMR (300 MHz,  $\text{CDCl}_3$ )  $\delta$ : 7.24 (d,  $J = 8.8$  Hz, 2H), 6.68 (d,  $J = 8.8$  Hz, 2H), 4.89–4.80 (m, 1H), 3.86 (br s, 1H), 2.99 (s, 6H), 1.22 (s, 9H) ppm.  $^{13}\text{C}$   $\{^1\text{H}\}$  NMR (126 MHz,  $\text{CDCl}_3$ )  $\delta$ : 151.2, 130.7, 118.9 (qt,  $^1J_{\text{C-F}}$ ,  $^2J_{\text{C-F}} = 287.0$ , 35.4 Hz), 117.4 (d,  $^3J_{\text{C-F}} = 3.6$  Hz), 116.6–111.6 (m), 111.9, 58.3 (t,  $^2J_{\text{C-F}} = 20.9$  Hz), 56.1, 40.2, 22.5 ppm.  $^{19}\text{F}$  NMR (282 MHz,  $\text{CDCl}_3$ )  $\delta$ : -81.3 (s, 3F), -119.9 (dd,  $J = 267.0$ , 8.4 Hz, 1F), -126.7 (dd,  $J = 267.0$ , 17.3 Hz, 1F) ppm. ATR-FTIR (KBr):  $\nu = 3554$ , 3201, 2957, 2106, 1891, 1530, 1363, 1181, 1063, 810, 632  $\text{cm}^{-1}$ . m.p.: 98.1–99.0 °C (*n*-hexane). HRMS (ESI)  $m/z$ :  $[\text{M}+\text{Na}]^+$  calcd. for  $\text{C}_{15}\text{H}_{21}\text{F}_5\text{N}_2\text{OS}$ ; 395.1192 Found 395.1198.

*N*-((*S*)-1-(4-Chlorophenyl)-2,2,3,3,3-pentafluoropropyl)-2-methylpropane-2-sulfinamide ((*S*<sub>s</sub>, *S*)-**2e**). Followed by the general procedure 2, the crude product was purified by silica gel column chromatography (*n*-hexane/ethyl acetate = 8/2) to give (*S*<sub>s</sub>, *S*)-**2e** (58.9 mg, 81%, dr = 17:83) as a colorless oil.  $[\alpha]_{\text{D}}^{25} = +105.8$  (*c* 0.90,  $\text{CHCl}_3$ ).  $^1\text{H}$  NMR (300 MHz,  $\text{CDCl}_3$ )  $\delta$ : 7.41–7.34 (m, 4H), 4.98–4.89 (m, 1H), 3.91 (s, 1H), 1.22 (s, 9H) ppm.  $^{13}\text{C}$   $\{^1\text{H}\}$  NMR (126 MHz,  $\text{CDCl}_3$ )  $\delta$ : 136.2, 131.2, 129.8 (d,  $^3J_{\text{C-F}} = 4.5$  Hz), 129.2, 118.7 (qt,  $^1J_{\text{C-F}}$ ,  $^2J_{\text{C-F}} = 287.0$ , 35.4 Hz), 116.2–111.2 (m), 58.2 (t,  $^2J_{\text{C-F}} = 21.3$  Hz), 56.5, 22.4 ppm.  $^{19}\text{F}$  NMR (282 MHz,  $\text{CDCl}_3$ )  $\delta$ : -81.2 (s, 3F), -120.4 (dd,  $J = 268.5$ , 8.9 Hz, 1F), -125.8 (dd,  $J = 269.5$ , 15.9 Hz, 1F) ppm. ATR-FTIR (NaCl):  $\nu = 3183$ , 2957, 2358, 1601, 1496, 1365, 1186, 1057, 894, 741  $\text{cm}^{-1}$ . HRMS (ESI)  $m/z$ :  $[\text{M}+\text{Na}]^+$  calcd. for  $\text{C}_{13}\text{H}_{15}\text{ClF}_5\text{NOS}$ ; 386.0381 Found 386.0380.

*N*-((*S*)-1-(4-Bromophenyl)-2,2,3,3,3-pentafluoropropyl)-2-methylpropane-2-sulfinamide ((*S*<sub>s</sub>, *S*)-**2f**). Followed by the general procedure 2, the crude product was purified by silica gel column chromatography (*n*-hexane/diethyl ether/dichloromethane = 7/2.5/0.5) to give (*S*<sub>s</sub>, *S*)-**2f** (51.4 mg, 63%, dr = 17:83) as a white solid.  $[\alpha]_{\text{D}}^{25} = +101.1$  (*c* 0.53,  $\text{CHCl}_3$ ).  $^1\text{H}$  NMR (300 MHz,  $\text{CHCl}_3$ )  $\delta$ : 7.55 (d,  $J = 8.2$  Hz, 2H), 7.31–7.26 (m, 2H), 4.96–4.88 (m, 1H), 3.91 (br s, 1H), 1.23 (s, 9H) ppm.  $^{13}\text{C}$   $\{^1\text{H}\}$  NMR (126 MHz,  $\text{CHCl}_3$ )  $\delta$ : 132.2, 131.4, 130.3 (d,  $^3J_{\text{C-F}} = 3.6$  Hz), 124.4, 118.7 (qt,  $^1J_{\text{C-F}}$ ,  $^2J_{\text{C-F}} = 287.0$ , 35.4 Hz), 113.6 (tq,  $^1J_{\text{C-F}}$ ,  $^2J_{\text{C-F}} = 260.0$ , 36.0 Hz), 58.2 (t,  $^2J_{\text{C-F}} = 21.3$  Hz), 56.6, 22.5 ppm.  $^{19}\text{F}$  NMR (282 MHz,

$\text{CHCl}_3$ )  $\delta$ : -81.2 (s, 3F), -120.5 (dd,  $J = 269.5$ , 8.9 Hz, 1F), -125.7 (dd,  $J = 269.0$ , 16.3 Hz, 1F) ppm. ATR-FTIR (KBr):  $\nu = 3199$ , 2959, 2745, 2379, 1947, 1595, 1495, 1357, 1178, 1076, 893, 740  $\text{cm}^{-1}$ . m.p.: 98.2–99.1 °C (*n*-hexane). HRMS (ESI)  $m/z$ :  $[\text{M}+\text{Na}]^+$  calcd. for  $\text{C}_{13}\text{H}_{15}\text{BrF}_5\text{NOS}$ ; 429.9876 Found 429.9883.

### General procedure 3: pentafluoroethylation of amino acid derivative *N*-Sulfinyl Imines by

**KHMDS/triglyme/HFC-125 system.** A test tube containing corresponding *N*-sulfinylimine **3** (0.2 mmol) in dry toluene (0.2 mL) was charged with  $\text{CF}_3\text{CF}_2\text{H}$  (excess) by cooling with liquid  $\text{N}_2$  bath under vacuum. KHMDS in toluene (0.5 M, 0.8 mL, 2.0 equiv) containing triglyme (0.29 mL, 8.0 equiv) was added to the mixture at -78 °C, and the mixture was stirred at -78 °C for 16 h. Saturated  $\text{NH}_4\text{Cl}$  aq (1.0 mL) was added to the mixture, and the aqueous layer was extracted with  $\text{Et}_2\text{O}$  (1.0 mL  $\times$  3). The combined organic layer was washed with brine, dried over  $\text{Na}_2\text{SO}_4$ , concentrated under reduced pressure, and purified by column chromatography on silica gel to give (*R*<sub>s</sub>, *S*, *S*)-**4**.

*N*-((3*S*,4*S*)-4-(dibenzylamino)-1,1,1,2,2-pentafluoro-6-methylheptan-3-yl)-2-methylpropane-2-sulfinamide ((*R*<sub>s</sub>, *S*, *S*)-**4a**). Followed by the general procedure 3, the crude product was purified by silica gel column chromatography (*n*-hexane/diethyl ether = 7/3) to give (*R*<sub>s</sub>, *S*, *S*)-**4a** (59.4 mg, >99%, dr = >99:1) as a yellow oil.  $[\alpha]_{\text{D}}^{25} = -57.7$  (*c* 0.57,  $\text{CHCl}_3$ ).  $^1\text{H}$  NMR (300 MHz,  $\text{CDCl}_3$ )  $\delta$ : 7.33–7.26 (m, 10H), 4.32 (d,  $J = 8.8$  Hz, 1H), 4.19–4.08 (m, 1H), 3.84 (d,  $J = 13.8$  Hz, 2H), 3.70 (d,  $J = 13.8$  Hz, 2H), 3.49–3.45 (m, 2H), 1.82–1.68 (m, 1H), 1.29–1.27 (m, 2H), 1.27 (s, 9H), 0.90 (d,  $J = 6.7$  Hz, 3H), 0.60 (d,  $J = 6.4$  Hz, 3H) ppm.  $^{13}\text{C}$   $\{^1\text{H}\}$  NMR (126 MHz,  $\text{CDCl}_3$ )  $\delta$ : 138.8, 129.4, 128.4, 127.2, 119.1 (qt,  $^1J_{\text{C-F}}$ ,  $^2J_{\text{C-F}} = 287.6$ , 36.6 Hz), 115.3 (tq,  $^1J_{\text{C-F}}$ ,  $^2J_{\text{C-F}} = 258.9$ , 35.1 Hz), 57.8, 57.1, 55.7 (t,  $^2J_{\text{C-F}} = 24.1$  Hz), 53.6, 36.6 (d,  $^3J_{\text{C-F}} = 3.6$  Hz), 24.8, 22.6, 22.5 ppm.  $^{19}\text{F}$  NMR (282 MHz,  $\text{CDCl}_3$ )  $\delta$ : -81.0 (s, 3F), -116.5 (d,  $J = 276.4$  Hz, 1F), -123.4 (dd,  $J = 272.5$ , 22.8 Hz, 1F) ppm. ATR-FTIR (NaCl):  $\nu = 3752$ , 3373, 3214, 3033, 2958, 2726, 2242, 1952, 1604, 1460, 1208, 910, 741  $\text{cm}^{-1}$ . HRMS (ESI)  $m/z$ :  $[\text{M}+\text{Na}]^+$  calcd. for  $\text{C}_{26}\text{H}_{35}\text{F}_5\text{N}_2\text{OS}$ ; 541.2288 Found 541.2289.

*N*-((3*S*,4*S*)-4-(dibenzylamino)-1,1,1,2,2-pentafluoropentan-3-yl)-2-methylpropane-2-sulfinamide ((*R*<sub>s</sub>, *S*, *S*)-**4b**). Followed by the general procedure 3, the crude product was purified by silica gel column chromatography (*n*-hexane/ethyl acetate = 85/15) to give (*R*<sub>s</sub>, *S*, *S*)-**4b** (55.6 mg, 58%, dr = 90:10) as a white solid.  $[\alpha]_{\text{D}}^{25} = -38.6$  (*c* 0.53,  $\text{CHCl}_3$ ).  $^1\text{H}$  NMR (300 MHz,  $\text{CDCl}_3$ )  $\delta$ : 7.34–7.30 (m, 10H), 4.39 (d,  $J = 9.1$  Hz, 1H), 3.96–3.88 (m, 1H), 3.86 (d,  $J = 14.1$  Hz, 2H), 3.67–3.57 (m, 3H), 1.26 (s, 9H), 1.09 (dd,  $J = 7.0$ , 2.3 Hz, 3H) ppm.  $^{13}\text{C}$   $\{^1\text{H}\}$  NMR (126 MHz,  $\text{CDCl}_3$ )  $\delta$ : 138.7, 129.2, 128.5, 127.3, 119.1 (qt,  $^1J_{\text{C-F}}$ ,  $^2J_{\text{C-F}} = 287.9$ , 36.3 Hz), 115.3 (tq,  $^1J_{\text{C-F}}$ ,  $^2J_{\text{C-F}} = 259.4$ , 35.1 Hz),

59.1 (dd,  $^2J_{C-F}$ ,  $^2J_{C-F}$  = 25.4, 21.8 Hz), 57.0, 56.0, 53.6, 22.7, 12.7 (d,  $^3J_{C-F}$  = 4.5 Hz) ppm.  $^{19}\text{F}$  NMR (282 MHz,  $\text{CDCl}_3$ )  $\delta$ : -81.1 (s, 3F), -115.5 (d,  $J$  = 269.5 Hz, 1F), -124.2 (dd,  $J$  = 272.5, 22.8 Hz, 1F) ppm. ATR-FTIR (KBr):  $\nu$  = 3215, 3031, 2961, 1947, 1603, 1455, 1366, 1185, 1062, 889, 698, 603  $\text{cm}^{-1}$ . m.p.: 76.9–77.8 °C (*n*-hexane). HRMS (ESI)  $m/z$ :  $[\text{M}+\text{Na}]^+$  calcd. for  $\text{C}_{23}\text{H}_{29}\text{F}_5\text{N}_2\text{O}_5$ ; 499.1818 Found 499.1826.

*N*-((3*S*,4*S*)-4-(dibenzylamino)-1,1,1,2,2-pentafluoroheptan-3-yl)-2-methylpropane-2-sulfonamide ((*R*<sub>s</sub>, *S*, *S*)-**4c**). Followed by the general procedure 3, the crude product was purified by silica gel column chromatography (*n*-hexane/dichloromethane/diethyl ether = 8/2/0.5) to give (*R*<sub>s</sub>, *S*, *S*)-**4c** (98.6 mg, 98%, dr = >99:1) as a white solid.  $[\alpha]_{\text{D}}^{25} = -72.3$  (*c* 0.65,  $\text{CHCl}_3$ ).  $^1\text{H}$  NMR (300 MHz,  $\text{CDCl}_3$ )  $\delta$ : 7.33–7.24 (m, 10H), 4.40 (d,  $J$  = 8.8 Hz, 1H), 4.18–4.09 (m, 1H), 3.83 (d,  $J$  = 14.1 Hz, 2H), 3.72 (d,  $J$  = 14.1 Hz, 2H), 3.46–3.39 (m, 1H), 1.47–1.31 (m, 4H), 1.26 (s, 9H), 0.80–0.76 (m, 3H) ppm.  $^{13}\text{C}$   $\{^1\text{H}\}$  NMR (126 MHz,  $\text{CDCl}_3$ )  $\delta$ : 138.8, 129.3, 128.4, 127.2, 119.1 (qt,  $^1J_{C-F}$ ,  $^2J_{C-F}$  = 287.6, 36.8 Hz), 115.3 (tq,  $^1J_{C-F}$ ,  $^2J_{C-F}$  = 259.1, 35.0 Hz), 60.1, 57.1, 55.7 (t,  $^2J_{C-F}$  = 24.1 Hz), 53.4, 29.8 (d,  $^3J_{C-F}$  = 4.5 Hz), 22.6, 20.0, 13.9 ppm.  $^{19}\text{F}$  NMR (282 MHz,  $\text{CDCl}_3$ )  $\delta$ : -81.1 (s, 3F), -116.3 (d,  $J$  = 276.4 Hz, 1F), -123.7 (dd,  $J$  = 272.5, 21.8 Hz, 1F) ppm. ATR-FTIR (KBr):  $\nu$  = 3195, 3033, 2963, 1951, 1603, 1457, 1364, 1181, 1060, 874, 700  $\text{cm}^{-1}$ . m.p.: 80.7–81.7 °C (*n*-hexane). HRMS (ESI)  $m/z$ :  $[\text{M}+\text{Na}]^+$  calcd. for  $\text{C}_{25}\text{H}_{33}\text{F}_5\text{N}_2\text{O}_5$ ; 527.2131 Found 527.2148.

*N*-((3*S*,4*S*)-4-(dibenzylamino)-1,1,1,2,2-pentafluoro-5-phenylpentan-3-yl)-2-methylpropane-2-sulfonamide ((*R*<sub>s</sub>, *S*, *S*)-**4d**). Followed by the general procedure 3, the crude product was purified by silica gel column chromatography (*n*-hexane/ethyl acetate/dichloromethane = 9/0.8/0.2) to give (*R*<sub>s</sub>, *S*, *S*)-**4d** (96.8 mg, 88%, dr = >99:1) as a white solid.  $[\alpha]_{\text{D}}^{25} = -91.9$  (*c* 0.66,  $\text{CHCl}_3$ ).  $^1\text{H}$  NMR (300 MHz,  $\text{CDCl}_3$ )  $\delta$ : 7.35–7.26 (m, 13H), 7.13 (d,  $J$  = 7.0 Hz, 2H), 4.31 (d,  $J$  = 10.0 Hz, 1H), 3.97–3.80 (m, 6H), 2.98–2.91 (m, 1H), 2.73–2.66 (m, 1H), 1.20 (s, 9H) ppm.  $^{13}\text{C}$   $\{^1\text{H}\}$  NMR (126 MHz,  $\text{CDCl}_3$ )  $\delta$ : 138.3, 138.0, 129.4, 129.2, 128.8, 128.5, 127.4, 126.7, 118.9 (qt,  $^1J_{C-F}$ ,  $^2J_{C-F}$  = 287.6, 36.6 Hz), 117.8–112.9 (m), 62.5, 57.0, 57.0–56.7 (m), 53.8, 33.1 (d,  $^3J_{C-F}$  = 3.6 Hz), 22.6 ppm.  $^{19}\text{F}$  NMR (282 MHz,  $\text{CDCl}_3$ )  $\delta$ : -81.6 (s, 3F), -115.2 (d,  $J$  = 272.5 Hz, 1F), -124.5 (dd,  $J$  = 271.5, 24.8 Hz, 1F) ppm. ATR-FTIR (KBr):  $\nu$  = 3253, 3033, 2867, 2342, 1950, 1602, 1454, 1295, 1212, 1074, 904, 702  $\text{cm}^{-1}$ . m.p.: 103.4–104.7 °C (*n*-hexane). HRMS (ESI)  $m/z$ :  $[\text{M}+\text{Na}]^+$  calcd. for  $\text{C}_{29}\text{H}_{33}\text{F}_5\text{N}_2\text{O}_5$ ; 575.2131 Found 575.2128.

*N*-((3*S*,4*S*)-5-(4-(benzyloxy)phenyl)-4-(dibenzylamino)-1,1,1,2,2-pentafluoropentan-3-yl)-2-methylpropane-2-sulfonamide ((*R*<sub>s</sub>, *S*, *S*)-**4e**). Followed by the general procedure 3, the crude product was purified by silica gel column

chromatography (*n*-hexane/dichloromethane/diethyl ether = 6/3.6/0.4) to give (*R*<sub>s</sub>, *S*, *S*)-**4e** (98.5 mg, 75%, dr = 82:18) as a colorless oil.  $[\alpha]_{\text{D}}^{25} = -78.5$  (*c* 0.63,  $\text{CHCl}_3$ ).  $^1\text{H}$  NMR (300 MHz,  $\text{CDCl}_3$ )  $\delta$ : 7.47–7.37 (m, 3H), 7.34–7.26 (m, 12H), 7.04 (d,  $J$  = 8.2 Hz, 2H), 6.91 (d,  $J$  = 8.5 Hz, 2H), 5.06 (s, 2H), 4.32 (d,  $J$  = 9.7 Hz, 1H), 3.97–3.79 (m, 6H), 2.94–2.83 (m, 1H), 2.67–2.57 (m, 1H), 1.20 (s, 9H) ppm.  $^{13}\text{C}$   $\{^1\text{H}\}$  NMR (126 MHz,  $\text{CDCl}_3$ )  $\delta$ : 157.5, 138.3, 137.1, 130.3, 130.2, 129.2, 128.7, 128.5, 128.1, 127.6, 127.3, 118.9 (qt,  $^1J_{C-F}$ ,  $^2J_{C-F}$  = 287.6, 36.6 Hz), 117.8–112.9 (m), 115.2, 70.1, 62.6, 56.9 (dd,  $^2J_{C-F}$ ,  $^2J_{C-F}$  = 26.3, 20.9 Hz), 53.7, 32.2 (d,  $^3J_{C-F}$  = 3.6 Hz), 22.6 ppm.  $^{19}\text{F}$  NMR (282 MHz,  $\text{CDCl}_3$ )  $\delta$ : -81.5 (s, 3F), -115.2 (d,  $J$  = 272.5 Hz, 1F), -124.3 (dd,  $J$  = 271.5, 24.8 Hz, 1F) ppm. ATR-FTIR (KBr):  $\nu$  = 3243, 3031, 2959, 1953, 1609, 1512, 1211, 1076, 849, 741  $\text{cm}^{-1}$ . HRMS (ESI)  $m/z$ :  $[\text{M}+\text{Na}]^+$  calcd. for  $\text{C}_{36}\text{H}_{39}\text{F}_5\text{N}_2\text{O}_2\text{S}$ ; 681.2550 Found 681.2563.

*N*-((3*S*,4*S*)-5-(1-benzyl-1*H*-indol-3-yl)-4-(dibenzylamino)-1,1,1,2,2-pentafluoropentan-3-yl)-2-methylpropane-2-sulfonamide ((*R*<sub>s</sub>, *S*, *S*)-**4f**). Followed by the general procedure 3, the crude product was purified by silica gel column chromatography (*n*-hexane/ethyl acetate = 9/1) to give (*R*<sub>s</sub>, *S*, *S*)-**4f** (55.6 mg, 41%, dr = 95:5) as a brown solid.  $[\alpha]_{\text{D}}^{25} = -72.7$  (*c* 0.58,  $\text{CHCl}_3$ ).  $^1\text{H}$  NMR (300 MHz,  $\text{CDCl}_3$ )  $\delta$ : 7.45 (d,  $J$  = 8.2 Hz, 1H), 7.26–7.05 (m, 19H), 5.40 (s, 2H), 4.26 (t-like,  $J$  = 8.2 Hz, 1H), 4.19–4.06 (m, 2H), 3.97 (d,  $J$  = 14.4 Hz, 2H), 3.85 (d,  $J$  = 14.1 Hz, 2H), 3.11 (d,  $J$  = 7.9 Hz, 2H), 1.21 (s, 9H) ppm.  $^{13}\text{C}$   $\{^1\text{H}\}$  NMR (126 MHz,  $\text{CDCl}_3$ )  $\delta$ : 138.8, 137.2, 135.5, 129.1, 128.9, 128.2, 127.6, 127.1, 126.8, 126.4, 124.6, 122.7–116.8 (m), 122.3, 120.4, 119.1, 117.7–112.7 (m), 59.3, 57.3, 57.0 (dd,  $^2J_{C-F}$ ,  $^2J_{C-F}$  = 27.7, 21.3 Hz), 54.0, 47.0, 24.0 (d,  $^3J_{C-F}$  = 2.7 Hz), 22.7 ppm.  $^{19}\text{F}$  NMR (282 MHz,  $\text{CDCl}_3$ )  $\delta$ : -81.3 (s, 3F), -115.2 (d,  $J$  = 274.5 Hz, 1F), -124.7 (dd,  $J$  = 272.5, 22.8 Hz, 1F) ppm. ATR-FTIR (KBr):  $\nu$  = 3312, 3031, 2929, 1950, 1604, 1457, 1363, 1211, 1078, 816, 740  $\text{cm}^{-1}$ . m.p.: 57.3–58.3 °C (*n*-hexane). HRMS (ESI)  $m/z$ :  $[\text{M}+\text{Na}]^+$  calcd. for  $\text{C}_{38}\text{H}_{40}\text{F}_5\text{N}_3\text{O}_5$ ; 704.2710 Found 704.2726.

**General procedure 4: Micro-flow pentafluoroethylation of *N*-sulfinylimines using HFC-125.** A solution of (*S*)- or (*R*)-*N*-sulfinylimine **1d** (0.6 mmol, 1.0 equiv) in toluene or triglyme (2.0 mL) was fed into a three-inlet mixer (0.33 mL/min) using a syringe pump; simultaneously, a mixture of KHMDs (solid, 1.2 mmol, 2.0 equiv) in toluene or triglyme (4.0 mL) was fed into the mixer (0.50 mL/min) using another syringe pump. HFC-125 (5.2 equiv) was introduced into the mixer under a pressure of 0.1 MPa and at a flow rate of 25 mL/min controlled by a mass flow controller. The combined mixture was passed through residence tubing (residence volume  $V$  = 0.81 mL) at -30 °C.

After the gas flow rate stabilized (about 2 min), the product was collected for 2 min. The product stream was quenched with saturated NH<sub>4</sub>Cl aq. The aqueous layer was extracted with Et<sub>2</sub>O, and the combined organic layer was washed with brine, dried over Na<sub>2</sub>SO<sub>4</sub>, concentrated under reduced pressure, and purified by column chromatography on a silica gel to give (*S<sub>s</sub>, R*)- or (*S<sub>s</sub>, S*)-**2d**.

*N*-((*R*)-1-(4-(Dimethylamino)phenyl)-2,2,3,3,3-pentafluoropropyl)-2-methylpropane-2-sulfonamide ((*S<sub>s</sub>, R*)-**2d**). Followed by the general procedure 4 with triglyme as a solvent, the crude product was purified by silica gel column chromatography (*n*-hexane/ethyl acetate = 7/3) to give (*S<sub>s</sub>, R*)-**2d** (55.4 mg, 75%, dr = 92:8) as a white solid.

*N*-((*S*)-1-(4-(Dimethylamino)phenyl)-2,2,3,3,3-pentafluoropropyl)-2-methylpropane-2-sulfonamide ((*S<sub>s</sub>, S*)-**2d**). Followed by the general procedure 4 with toluene as a solvent, the crude product was purified by silica gel column chromatography (*n*-hexane/ethyl acetate = 7/3) to give (*S<sub>s</sub>, S*)-**2d** (59.5 mg, 81%, dr = 1:>99) as a white solid.

## ASSOCIATED CONTENT

### Supporting Information

The Supporting Information is available free of charge on the ACS Publications website.

Table S1, photos of continuous-flow system and copies of <sup>1</sup>H, <sup>19</sup>F, and <sup>13</sup>C{<sup>1</sup>H} NMR spectra of compounds **2**, **4** (PDF).

## AUTHOR INFORMATION

### Corresponding Author

Norio Shibata: Department of Engineering, Department of Nanopharmaceutical Sciences, Nagoya Institute of Technology, Gokiso, Showa-ku, Nagoya 466-8555, Japan; ORCID 0000-0002-3742-4064; E-mail: nozshiba@nitech.ac.jp

### Authors

Yuji Sumii: Department of Engineering, Nagoya Institute of Technology, Gokiso, Showa-ku, Nagoya 466-8555, Japan; ORCID 0000-0003-3900-1089

Hiroto Iwasaki: Department of Engineering, Nagoya Institute of Technology, Gokiso, Showa-ku, Nagoya 466-8555, Japan

Yamato Fujihira: Department of Engineering, Nagoya Institute of Technology, Gokiso, Showa-ku, Nagoya 466-8555, Japan

Elsayed M. Mahmoud: Department of Nanopharmaceutical Sciences, Nagoya Institute of Technology, Gokiso, Showa-ku, Nagoya 466-8555, Japan. Department of Pharmaceutical Organic Chemistry, Faculty of Pharmacy, Zagazig University, Zagazig-44519, Egypt.

Hiroaki Adachi: Tosoh Finechem Corporation, 4988, Kaiseicho, Shunan, 746-0006, Japan

Takumi Kagawa: Tosoh Finechem Corporation, 4988, Kaiseicho, Shunan, 746-0006, Japan

Dominique Cahard: CNRS, UMR 6014 COBRA – Normandie Université, 76821 Mont Saint Aignan, France; ORCID 0000-0002-8510-1315

## Author Contributions

H.I. and Y.F. performed the experiments and analyzed the data. E.M.M. prepared a couple of starting materials. N.S. wrote the manuscript. Y.S. and E.M.M. helped with the preparation of the manuscript. N.S. supervised the project, and Y.S. co-supervised. H.A. T.K. and D.C. contributed to an important discussion. All authors have approved the final version of the manuscript.

## Notes

The authors declare no competing financial interest.

## ACKNOWLEDGMENT

The present study was supported by the JST, CREST program entitled “Precise Material Science for Degradation and Stability” (JPMJCR21L1), Japan. NS and DC thank JSPS for “Invitation Fellowships for Research in Japan (L22527)”.

## REFERENCES

- (1) (a) Ogawa, Y.; Tokunaga, E.; Kobayashi, O.; Hirai, K.; Shibata, N. Current Contributions of Organofluorine Compounds to the Agrochemical Industry. *iScience* **2020**, *23*, 101467. (b) Inoue, M.; Sumii, Y.; Shibata, N. Contribution of Organofluorine Compounds to Pharmaceuticals. *ACS Omega* **2020**, *5*, 10633–10640. (c) Zhou, Y.; Wang, J.; Gu, Z.; Wang, S.; Zhu, W.; Aceña, J. L.; Soloshonok, V. A.; Izawa K.; Liu, H. Next Generation of Fluorine-Containing Pharmaceuticals, Compounds Currently in Phase II–III Clinical Trials of Major Pharmaceutical Companies: New Structural Trends and Therapeutic Areas *Chem. Rev.* **2016**, *116*, 422–518. (d) Wang, J.; Roselló, M. S.; Aceña, J. L.; Pozo, C.; Sorochinsky, A. E.; Fustero, S.; Soloshonok V. A.; Liu, H. Fluorine in Pharmaceutical Industry: Fluorine-Containing Drugs Introduced to the Market in the Last Decade (2001–2011). *Chem. Rev.* **2014**, *114*, 2432–2506.
- (2) (a) Jeffries, B.; Wang, Z.; Graton, J.; Holland, S. D.; Brind, T.; Greenwood, R. D.; Le Questel, J.-Y.; Scott, J. S.; Chiarparin, E.; Linclau, B., Reducing the lipophilicity of perfluoroalkyl groups by CF<sub>2</sub>-F/CF<sub>2</sub>-Me or CF<sub>3</sub>/CH<sub>3</sub> exchange. *J. Med. Chem.* **2018**, *61*, 10602–10618. (b) Jeffries, B.; Wang, Z.; Felstead, H. R.; Le Questel, J. Y.; Scott, J. S.; Chiarparin, E.; Graton, J.; Linclau, B. Systematic Investigation of Lipophilicity Modulation by Aliphatic Fluorination Motifs. *J. Med. Chem.* **2020**, *63*, 1002–1031.
- (3) (a) Zhang, N.; Ayrál-Kaloustian, S.; Nguyen, T.; Afragola, J.; Hernandez, R.; Lucas, J.; Gibbons, J.; Beyer, C. Synthesis and SAR of [1,2,4]Triazolo[1,5-a]pyrimidines, a Class of Anticancer Agents with a Unique Mechanism of Tubulin Inhibition. *J. Med. Chem.*

2007, 50, 319–327. (b) Black, W. C.; Bayly, C. I.; Davis, D. E.; Desmarais, S.; Falguyret, J.; Leger, S.; Li, C. S.; Massé, F.; McKay, D. J.; Palmer, J. T.; Percival, M. D.; Robichaud, J.; Tsou, N.; Zamboni, R. Trifluoroethylamines as Amide Isosteres in Inhibitors of Cathepsin K. *Bioorg. Med. Chem. Lett.* **2005**, *15*, 4741–4744. (c) Corbett, J. W.; Ko, S. S.; Rodgers, J. D.; Gearhart, L. A.; Magnus, N. A.; Bachelier, L.T.; Diamond, S.; Jeffrey, S.; Klabe, R. M.; Cordova, B. C.; Garber, S.; Logue, K.; Trainor, G. L.; Anderson, P. S.; Erickson-Viitanen, S. K. Inhibition of Clinically Relevant Mutant Variants of HIV-1 by Quinazolinone Non-Nucleoside Reverse Transcriptase Inhibitors. *J. Med. Chem.* **2000**, *43*, 2019–2030. (d) Gauthier, J. Y.; Chauret, N.; Cromlish, W.; Desmarais, S.; Duong, L. T.; Falguyret, J. P.; Kimmel, D. B.; Lamontagne, S.; Leger, S.; LeRiche, T.; Li, C. S.; Massé, F.; McKay, D. J.; Nicoll-Griffith, D. A.; Oballa, R. A.; Palmer, J. T.; Percival, M. D.; Riendeau, D.; Robichaud, J.; Rodan, G. A.; Rodan, S. B.; Seto, C.; Thérien, M.; Truong, V. L.; Venuti, M. C.; Wesolowski, G.; Young, R. N.; Zamboni, R.; Black, W. C. The Discovery of Odanacatib (MK-0822), a Selective Inhibitor of Cathepsin K. *Bioorg. Med. Chem. Lett.* **2008**, *18*, 923–928. (e) Li, S.; Ma, J. Core-structure-inspired Asymmetric Addition Reactions: Enantioselective Synthesis of Dihydrobenzoxazinone- and Dihydroquinazolinonebased Anti-HIV Agents. *Chem. Soc. Rev.* **2015**, *44*, 7439–7448. (f) Li, S.; Zhang, Z.; Chen, Y.; Wang, B.; Yang, G.; Xu, X.; Yechao, B.; Bai, D.; Feng, B.; Mao, Y.; Feng, J.; Bai, C.; He, F.; Tao, W. Discovery of SHR5133, a Highly Potent and Novel HBV Capsid Assembly Modulator. *ACS Med. Chem. Lett.* **2022**, *13*, 507–512. (g) Fernandez, M. C.; Gonzalez-Garcia, M. R.; Liu, B.; Pfeifer, L. A. Phenylmethylsulfonamides. WO 2013112323 A1, 2013. (h) Sabnis, R. W. Imidazo[1,2-*b*]pyridazines as IL-17A Inhibitors for Treating Psoriasis, Rheumatoid Arthritis, and Multiple Sclerosis. *ACS Med. Chem. Lett.* **2021**, *12*, 1526–1527.

(4) (a) Kotti, S. R. S. S.; Timmons, C.; Li, G., Vicinal diamino functionalities as privileged structural elements in biologically active compounds and exploitation of their synthetic chemistry. *Chem. Biol. Drug Des.*, **2006**, *67*, 101–114. (b) Viso, A.; Fernández de la Pradilla, R.; García, A.; Flores, A.  $\alpha,\beta$ -Diamino acids: Biological Significance and Synthetic Approaches. *Chem. Rev.* **2005**, *105*, 3167–3196. (c) Surry, D. S.; Buchwald, S. L. Diamine ligands in copper-catalyzed reactions. *Chem. Sci.* **2010**, *1*, 13–31.

(5) See reviews and those references; (a) Ma, J.-A.; Cahard, D. Asymmetric Fluorination, Trifluoromethylation, and Perfluoroalkylation Reactions. *Chem. Rev.* **2004**, *104*, 6119–6146. (c) Ma, J.-A.; Cahard, D. Update 1 of: Asymmetric Fluorination, Trifluoromethylation, and Perfluoroalkylation Reactions. *Chem. Rev.* **2008**, *108*, PR1–PR43. (b) Smits, R.; Cadicamo, C. D.; Burger, K.; Koksche, B. Synthetic strategies to  $\alpha$ -trifluoromethyl and  $\alpha$ -difluoromethyl substituted  $\alpha$ -amino acids. *Chem. Soc. Rev.* **2008**, *37*, 1727–1739. (c) Yang, X.; Wu, T.; Phipps, R. J.; Toste, F. D. Advances in Catalytic Enantioselective Fluorination. Mono-, Di-, and Trifluoromethylation, and Trifluoromethylthiolation Reactions. *Chem. Rev.* **2015**, *115*, 826–870. (d) Onyeagusi, C. I.; Malcolms, S. J. Strategies for the Catalytic Enantioselective Synthesis of  $\alpha$ -Trifluoromethyl Amines. *ACS Catal.* **2020**, *10*, 12507–12536. (e) Kawai, H.; Shibata, N. Asymmetric Synthesis of Agrochemically Attractive Trifluoromethylated Dihydroazoles and Related Compounds under Organocatalysis, *Chem. Rec.* **2014**, *14*, 1024–1040.

(6) Selected recent publications; (a) Huang, Q.-X.; Zheng, Q.-T.; Duan, Y.; Lin, J.-H.; Xiao, J.-C.; Zheng, X. Diastereoselective Synthe-

sis of CF<sub>3</sub>-Containing Vicinal Diamines. *J. Org. Chem.* **2017**, *82*, 8273–8271. (b) Voznesenskaia, N. G.; Shmatova, O. I.; Khrustalev, V. C.; Nenajdenko, V. G. Enantioselective synthesis of  $\alpha$ -perfluoroalkylated prolines, their 6,7-membered homologues and derivatives. *Org. Biomol. Chem.* **2018**, *16*, 7004–7011. (c) Chen, M.-W.; Deng, Z.; Yang, Q.; Huang, J.; Peng, Y. Enantioselective synthesis of trifluoromethylated dihydroquinoxalones via palladium-catalyzed hydrogenation. *Org. Chem. Front.* **2019**, *6*, 746–750. (d) Wang, X.; Gao, Y.; Wei, Z.; Cao, J.; Liang, D.; Lin, Y.; Duan, H. *Org. Chem. Front.* **2019**, *6*, 3269–3273 (e) Hirano, K.; Saito, T.; Fujihira, Y.; Sedgwick, D. M.; Fustero, S.; Shibata, N. Diastereoselective Synthesis of Enantioenriched Trifluoromethylated Ethylenediamines and Isoindolines Containing Two Stereogenic Carbon Centers by Nucleophilic Trifluoromethylation Using HFC-23. *J. Org. Chem.*, **2020**, *85*, 7976–7985. (f) Uchikura, T.; Aruga, K.; Suzuki, R.; Akiyama, T. Enantioselective Friedel–Crafts Alkylation Reaction of Pyrroles with N-Unprotected Alkynyl Trifluoromethyl Ketimines. *Org. Lett.* **2022**, *24*, 4699–4703.

(7) (a) Prakash, G. S.; Wang, Y.; Mogi, R.; Hu, J.; Mathew, T.; Olah, G. A., Nucleophilic perfluoroalkylation of imines and carbonyls: perfluoroalkyl sulfones as efficient perfluoroalkyl-transfer motifs. *Org. Lett.*, **2010**, *12*, 2932–2935. (b) Fustero, S.; Moscardo, J.; Sanchez-Rosello, M.; Rodriguez, E.; Barrio, P., Tandem Nucleophilic Addition–Intramolecular Aza-Michael Reaction: Facile Synthesis of Chiral Fluorinated Isoindolines. *Org. Lett.* **2010**, *12*, 5494–5497. (c) Fustero, S.; Ibanez, I.; Barrio, P.; Maestro, M. A.; Catalan, S., Gold-catalyzed intramolecular hydroamination of *o*-alkynylbenzyl carbamates: a route to chiral fluorinated isoindoline and isoquinoline derivatives. *Org. Lett.* **2013**, *15*, 832–835. (d) Li, J.; Zhang, D.; Chen, J.; Ma, C.; Hu, W., Enantioselective synthesis of fluoroalkyl-substituted *syn*-diamines by the asymmetric gem-difunctionalization of 2, 2, 2-trifluorodiazoethane. *ACS Catalysis*, **2020**, *10*, 4559–4565.

(8) (a) Popov, I.; Lindeman, S.; Daugulis, O. Copper-Catalyzed Arylation of 1*H*-Perfluoroalkanes. *J. Am. Chem. Soc.* **2011**, *133*, 9286–9289. (b) Lishchynskyi, A.; Grushin, V. V. Cupration of C<sub>2</sub>F<sub>5</sub>H: Isolation, Structure, and Synthetic Applications of [K(DMF)<sub>2</sub>][(t-BuO)Cu(C<sub>2</sub>F<sub>5</sub>)]. Highly Efficient Pentafluoroethylation of Unactivated Aryl Bromides. *J. Am. Chem. Soc.* **2013**, *135*, 12584–12587. (c) Mahender Reddy, K.; Bhimireddy, E.; Thirupathi, B.; Breitler, S.; Yu, S.; Corey, E. J. Cationic chiral fluorinated oxazaborolidines. More potent, second-generation catalysts for highly enantioselective cycloaddition reactions. *J. Am. Chem. Soc.* **2016**, *138*, 2443–2453. (d) Blastik, Z. E.; Voltrová, S.; Matoušek, V.; Jurásek, B.; Manley, D. W.; Klepetářová, B.; Beier, P. Azidoperfluoroalkanes: Synthesis and Application in Copper(I)-Catalyzed Azide–Alkyne Cycloaddition. *Angew. Chem. Int. Ed.* **2017**, *56*, 346–349. (e) Xiang, J.-X.; Ouyang, Y.; Xu, X.-H.; Qing, F.-L. Argentination of Fluoroform: Preparation of a Stable AgCF<sub>3</sub> Solution with Diverse Reactivities. *Angew. Chem. Int. Ed.* **2019**, *58*, 10320–10324. (f) Fujihira, Y.; Hirano, K.; Ono, M.; Mimura, H.; Kagawa, T.; Sedgwick, D. M.; Fustero, S.; Shibata, N. Pentafluoroethylation of Carbonyl Compounds by HFC-125 via the Encapsulation of the K Cation with Glymes. *J. Org. Chem.* **2021**, *86*, 5883–5893. (g) Ono, M.; Sumii, Y.; Fujihira, Y.; Kagawa, T.; Mimura, H.; Shibata, N. Pentafluoroethylation of Carbonyl Compounds Using HFC-125 in a Flow Microreactor System. *J. Org. Chem.* **2021**, *86*, 14044–14053.

- (9) McCulloch, A. CFC and Halon replacements in the environment. *J. Fluorine Chem.* **1999**, *100*, 163–173.
- (10) (a) U.S. Environmental Protection Agency Home Page, Protecting Our Climate by Reducing Use of HFCs. <https://www.epa.gov/climate-hfcs-reduction>. (b) Sheldon, D. J.; Crimmin, M. R. Repurposing of F-gases: challenges and opportunities in fluorine chemistry. *Chem. Soc. Rev.* **2022**, *51*, 4977–4995.
- (11) (a) Kawai, H.; Yuan, Z.; Tokunaga, E.; Shibata, N. A sterically demanding organo-superbase avoids decomposition of a naked trifluoromethyl carbanion directly generated from fluoroform. *Org. Biomol. Chem.* **2013**, *11*, 1446–1450. (b) Okusu, S.; Tokunaga, E.; Shibata, N. Difluoromethylation of Terminal Alkynes by Fluoroform. *Org. Lett.* **2015**, *17*, 3802–3805. (c) Okusu, S.; Hirano, K.; Tokunaga, E.; Shibata, N. Organocatalyzed Trifluoromethylation of Ketones and Sulfonyl Fluorides by Fluoroform under a Superbase System. *ChemistryOpen* **2015**, *4*, 581–585. (d) Punna, N.; Saito, T.; Kosobokov, M.; Tokunaga, E.; Sumii Y.; Shibata, N. Stereodivergent trifluoromethylation of *N*-sulfinylimines by fluoroform with either organic-superbase or organometallic-base. *Chem. Commun.* **2018**, *54*, 4294–4297. (e) Saito, T.; Wang, J.; Tokunaga, E.; Tsuzuki S.; Shibata, N. Direct nucleophilic trifluoromethylation of carbonyl compounds by potent greenhouse gas, fluoroform: Improving the reactivity of anionoid trifluoromethyl species in glymes. *Sci. Rep.* **2018**, *8*, 11501. (f) Hirano, K.; Gondo, S.; Punna, N.; Tokunaga, E.; Shibata, N. Gas/Liquid-Phase Micro-Flow Trifluoromethylation using Fluoroform: Trifluoromethylation of Aldehydes, Ketones, Chalcones, and *N*-Sulfinylimines. *ChemistryOpen* **2019**, *8*, 406–410. (g) Fujihira, Y.; Liang, Y.; Ono, M.; Hirano, K.; Kagawa, T.; Shibata, N. Synthesis of trifluoromethyl ketones by nucleophilic trifluoromethylation of esters under a fluoroform/KHMDS/triglyme system. *Beilstein J. Org. Chem.* **2021**, *17*, 431–438.
- (12) Selected recent reviews, see; (a) Porta, R.; Benaglia, M.; Puglisi, A. Flow Chemistry: Recent Developments in the Synthesis of Pharmaceutical Products. *Org. Process Res. Dev.* **2016**, *20*, 2–25. (b) Cambié, D.; Bottecchia, C.; Straathof, N. J. W.; Hessel, V.; Noël, T. Applications of Continuous-Flow Photochemistry in Organic Synthesis, Material Science, and Water Treatment. *Chem. Rev.* **2016**, *116*, 10276–10341. (c) Bogdan, A. R.; Dombrowski, A. W. Emerging Trends in Flow Chemistry and Applications to the Pharmaceutical Industry. *J. Med. Chem.* **2019**, *62*, 6422–6468. (d) Baumann, M.; Moody, T. S.; Smyth, M.; Wharry, S. A Perspective on Continuous Flow Chemistry in the Pharmaceutical Industry. *Org. Process Res. Dev.* **2020**, *24*, 1802–1813. (e) Hughes, D. L. Applications of Flow Chemistry in the Pharmaceutical Industry—Highlights of the Recent Patent Literature. *Org. Process Res. Dev.* **2020**, *24*, 1850–1860. (f) Ley, S. V.; Chen, Y.; Robinson, A.; Otter, B.; Godineau, E.; Battilocchio, C. A comment on continuous flow technologies within the agrochemical industry. *Org. Process Res. Dev.* **2021**, *25*, 713–720. (g) Fu, W. C.; MacQueen P. M.; Jamison, T. F. Continuous flow strategies for using fluorinated greenhouse gases in fluoroalkylations, *Chem. Soc. Rev.* **2021**, *50*, 7378–7394.
- (13) Teller, H.; Vakalopoulos, A.; Bouladakis A. M.; Straub, A.; Tinel, H.; Brechmann, M.; Wittwer, M. B.; Kullmann, M. A.; Freudenberger, T.; Mondritzki, T.; Marquardt, T. WO2018050510, 2018.
-