



HAL
open science

Role of organic solvent and influence of oxidant in the oxidation of linalool catalyzed by molybdenum and vanadium complexes

Ali Al Hadi Haidar, Dominique Agustin

► **To cite this version:**

Ali Al Hadi Haidar, Dominique Agustin. Role of organic solvent and influence of oxidant in the oxidation of linalool catalyzed by molybdenum and vanadium complexes. *Tetrahedron Green Chem*, 2023, 2, pp.100029. 10.1016/j.tgchem.2023.100029 . hal-04233003

HAL Id: hal-04233003

<https://hal.science/hal-04233003v1>


Submitted on 9 Oct 2023

HAL is a multi-disciplinary open access archive for the deposit and dissemination of scientific research documents, whether they are published or not. The documents may come from teaching and research institutions in France or abroad, or from public or private research centers.

L'archive ouverte pluridisciplinaire **HAL**, est destinée au dépôt et à la diffusion de documents scientifiques de niveau recherche, publiés ou non, émanant des établissements d'enseignement et de recherche français ou étrangers, des laboratoires publics ou privés.



Distributed under a Creative Commons Attribution - NonCommercial - NoDerivatives 4.0 International License



Role of organic solvent and influence of oxidant in the oxidation of linalool catalyzed by molybdenum and vanadium complexes

Ali Al Hadi Haidar^a, Dominique Agustin^{a,b,*}

^a LCC-CNRS, Université de Toulouse, CNRS, UPS, CEDEX 4, F-31077, Toulouse, France

^b Department of Chemistry, Institut Universitaire de Technologie Paul Sabatier, University of Toulouse, Av. G. Pompidou, BP20258, CEDEX, F-81104, Castres, France

ABSTRACT

The coordination complexes $[\text{MoO}_2(\text{SAP})_2]$ [**Mo**] and $[\text{VO}(\text{SAP})_2\text{O}]$ [**V**] (SAP = salicylideneamino-phenolato) were tested as pre-catalysts for oxidation of a biomass-issued substrate, linalool (**L**). The reaction was studied using different oxidants, TBHP (in water or in decane) or H_2O_2 (in water with/without acetonitrile). Efficient linalool (**L**) conversions were obtained with selectivity towards two selected products, 2-(5-methyl-5-vinyltetrahydro-furan-2-yl) propan-2-ol (**1**) and 2,2,6-trimethyl-6-vinyltetrahydro-2H-pyran-3-ol (**2**) depending on pre-catalysts and oxidant. Green metrics have been calculated and showed the role of organic solvent for the process.

1. Introduction

From the beginning of 20th century, cheap and highly available fossil ores became primary source of chemicals [1] but cheap fossil ores are depleting and there is urgent need to find new ores of raw chemicals [2]. Solutions have to be proposed to face fossil resource depletion, to preserve biodiversity and to fight against global warming [3]. One alternative to replace fossil resources is renewable biomass [4]. Biomass can bring a diversity of raw chemicals used for sophisticated compounds as sustainable versions of the fossil-based plastics and fuels, chemicals being partially responsible of pollution on our planet. [2] Twenty-five years ago, academics gathered those sustainable aspects into 12 Principles of Green Chemistry [5]. Among them, biomass is one important point but catalysis plays a crucial role to develop atom-economic and energy-saving industrial chemical process. Indeed, concerted use of biomass and catalysis can produce fine chemicals through sustainable, cleaner and safer methods [6,7]. As an example, reducing the use of organic solvent (especially those from fossil origin) can reduce the environmental threat, *de facto* increasing the sustainability of a chemical process [8]. Within the huge number of chemical reactions, oxidation lead to novel molecules and materials [9]. Former methods used oxidizing agents in high quantity (CrO_3 , NaClO , *m*-CPBA ...) that generated a high quantity of waste. Recent catalyzed and non-catalyzed oxidation methods use greener oxidants (H_2O_2 , *t*BuOOH, O_2), leading to minimal waste with high E-Factor [10]. Due to their importance in industry [11], efficient oxidation reactions with interesting E factor and low waste involve catalysis [12]. Thus, methods using active

metal-based catalysts and smoother oxidation agents have been investigated. Historically, metal complexes containing Pt, Pd, Ru, Ir, and Rh were the most effective in alcohol oxidation, but those metals had high price and low availability as drawbacks [13]. Other V- and Mo- containing metal-complexes have been developed. Being the second most abundant metal in the sea water [14], vanadium is interesting for its activity in haloperoxidases and nitrogenases processes [15] and for oxidation catalysis [16] since this metal has the ability to activate benign oxidants as peroxide or dioxygen [17]. Commonly employed in industrial processes, molybdenum is well recognized for (ep)-oxidation processes [18,19]. Mo- and V- containing Schiff base complexes have been found to be active oxidation catalysts of olefins [20], sulfides [21] or alcohols [22]. We are involved into (ep)oxidation processes using active (pre)catalysts (Mo-, V- or W- based) under greener conditions [23]. With the aim of reducing the amount of harmful and polluting substances in a chemical process, activity of those metal-catalysts with tridentate ligands has been reported for organic solvent-free (ep) oxidation of some olefins and alcohols, from simple fossil-based olefins as cyclooctene [24,25] and cyclohexene [26] to terpenic compounds as carveol [27], limonene [28], himachalenes [29], norlignanes [30] and lignanes [31].

Terpenic alcohols are natural substrates useful for the syntheses of chemicals [32,33] Used itself in food and pharmaceutical industries, linalool (**L**) can be a reagent for the synthesis of fine chemicals, perfumes, and agrochemicals [34]. Oxidation of **L** and subsequent cyclisation creates chiral heterocycles 2,2,6-trimethyl-6-vinyl-tetrahydro-2H-pyran-3-ol (**1**) and 2-(5-methyl-5-vinyl-tetrahydrofuran-2-yl) propan-

* Corresponding author. LCC-IUT Av. G. Pompidou, BP20258, CEDEX, F-81104, Castres, France.

E-mail address: dominique.agustin@iut-tlse3.fr (D. Agustin).

<https://doi.org/10.1016/j.tgchem.2023.100029>

Received 16 June 2023; Received in revised form 19 September 2023; Accepted 19 September 2023

Available online 1 October 2023

2773-2231/© 2023 The Authors. Published by Elsevier Ltd. This is an open access article under the CC BY-NC-ND license (<http://creativecommons.org/licenses/by-nc-nd/4.0/>).

2-ol) (2), biologically active species [35] valuable for drug synthesis [36–38]. Both tetrahydrofuranes and tetrahydropyrans building blocks are needed in the total synthesis of natural products with potential use in medicine, like lasonolide A [39], bryostatin 1 and eribulin [40], and phorboxazoles [36,41] (Fig. 1).

Both 1 and 2 could be obtained from 1,5-diene precursors [35], from dihydroxyallenes [37] or starting from L but with tedious synthetic pathways [38] not in agreement with Green Chemistry principles, including huge quantity of waste.

The cyclic oxide 1 can be produced from different substrates, using dihydroxyallenes cycloisomerization from propargyl oxirane (Scheme 1) [42], or intramolecular anodic coupling reactions [43]. 1 has been also described to be a precursor for the synthesis of the key flavor of hop oil, Karahanaenone [44]. Palladium-catalyzed formation of 1 and 2 can be done from geraniol (Scheme 2) [45].

More generally, 2,5-substituted tetrahydrofurans exhibited biological and anticancer properties [41,48] and tetrahydrofurans building blocks from δ,ϵ -unsaturated alcohols received considerable attention [49]. Formation of those cycles can be obtained through 5-hexenol ring closure [46] or reaction of homoallylic alcohols with aldehydes [50]. In the last few years, transition metal catalyzed oxidations [51] using primary oxidants like hydrogen peroxide [22], peroxy compounds [47] or molecular oxygen [52] showed easier pathways to obtain such building-blocks.

The cyclic oxides 1 and 2 can be synthesized directly from L through different methods. All conditions and results are summarized in Table S1. Historically, the first methods employed peracetic acid [53] or *m*-CPBA [54,55] in dichloromethane. Those efficient procedures suffered from tedious workup, high quantity of waste and, not the least, the use of chlorinated toxic solvent to be avoided [56]. After those discoveries, catalysis was employed with some metals. Heterocycles 1 and 2 were thus synthesized from L and H_2O_2 as oxidant using the Ishii-Venturello W-containing catalyst and organic solvents within different conditions, under homogeneous conditions with the catalysts formed *in situ* [57] or previously prepared [58], or under heterogeneous

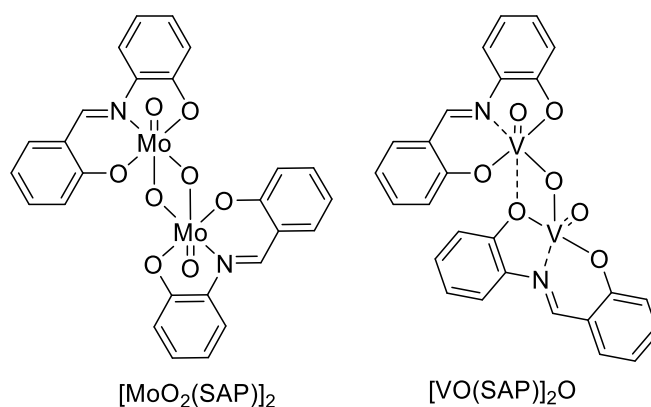
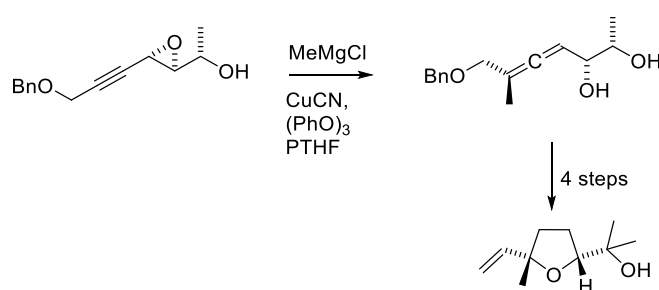


Fig. 2. Structure of metal complexes $[MoO_2(SAP)]_2$ Mo and $[VO(SAP)]_2O$ V used as pre-catalysts.



Scheme 1. Synthesis of 1 from propargyl oxirane [46].

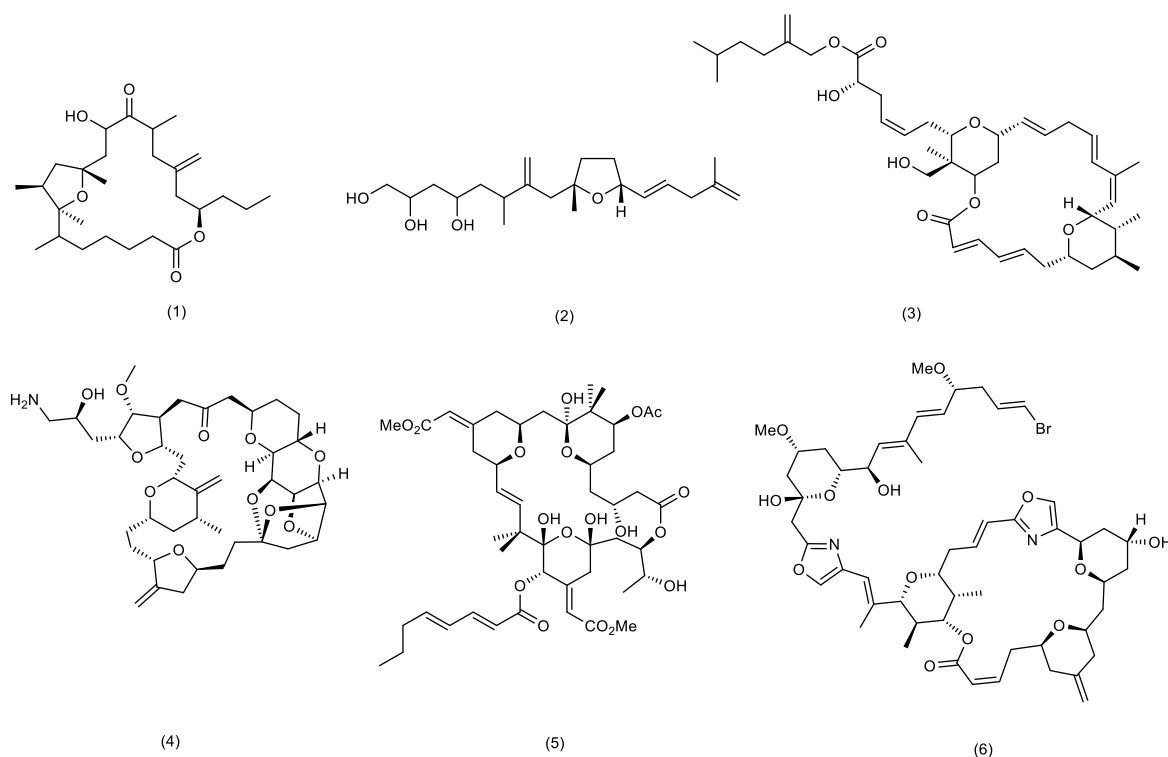
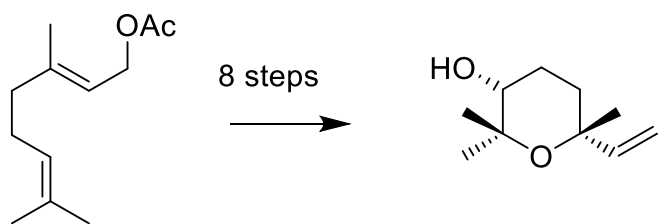


Fig. 1. General structures of natural products containing tetrahydrofuran and/or tetrahydropyran moieties: amphidinolides (1), amphidin A (2), lasonolide A (3), eribulin (4) bryostatin 1 (5) and Phorboxazole A (6).



Scheme 2. Synthesis of **2** from geranyl acetate [47].

conditions once the catalyst immobilized in amberlyst resin [59]. Titanium element was also used. Ti could be included within robust mesoporous objects, using CH₃CN as solvent, H₂O₂ as oxidant with Ti-beta and Ti-MCM-41 [60] or several type of oxidants with Ti-Al-beta [61]. Molecular Ti-containing species were used, less stable, some containing Cp ligands, using TBHP in alkane as oxidant and several organic solvents, the most efficient being chlorinated [62]. Ln-containing MOFs (Ln = Yb, Nd, Pr, La, Sc, Y) obtained through hydrothermal conditions were also used as catalysts, using H₂O₂ as oxidant in CH₃CN [63–65]. Rhenium was used as catalyst within the typical MeReO₃ complex, in presence of pyridine using H₂O₂ as oxidant and using organic solvent [66]. The only heterogeneous process oxidizing **L** with O₂ as oxidant needed to use a sacrificial molecule isobutyraldehyde in dimethyl carbonate as solvent with Co/SiO₂ as catalyst [67]. Vanadium was used, as vanadyl arsenates using H₂O₂ in CH₃CN or TBHP in CH₂Cl₂ [68], or as molecular complex using the VOL(OEt) (L = SAP or equivalent) using dry conditions, i.e. TBHP in alkane as oxidant and chloroform as solvent [69].

Further steps towards the use of air stable and water tolerant catalysts were achieved using species related to POMs, like (BTBA)₄H [BW₄O₂₄] [70], [(C₄H₉)₄N]₇H₃[M₄(H₂O)₂(PW₉O₃₄)₂] (M = Co(II), Mn(II)) or [(C₄H₉)₄N]₆[Fe^{III}(H₂O)₂(PW₉O₃₄)₂] [71], Na₇PM₁₁O₃₉ (M = Mo, W) and Na₆SiW₁₁O₃₉ [35]. With those species, H₂O₂ as oxidants and CH₃CN as solvent were used.

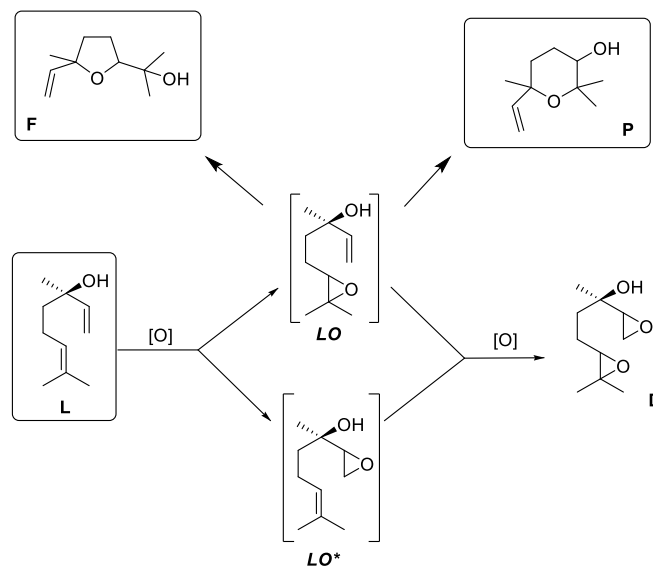
In all the references, most of oxidants used are H₂O₂ or TBHP. Organic solvents (several chlorinated ones) are used and some air-sensitive complexes are used. Those drawbacks are the starting point of the present study.

Within the concept of Green Chemistry, developing environmentally friendly processes is very important. The work presented herein, in direct line with green chemistry requirements, uses air-stable molybdenum- or vanadium-coordination complexes [MoO₂(SAP)]₂ (**Mo**) and [VO(SAP)]₂O (**V**) as pre-catalysts (Fig. 2) for linalool oxidation with the greener oxidants H₂O₂ and TBHP (innocuous compared to *m*-CPBA) tending to move through organic-solvent free processes. The different aspects (conversion of Linalool, selectivity towards the cyclic oxides) are discussed according to the nature of catalysts and/or oxidant. Through green metrics, the interest of those methods has been emphasized.

2. Results and discussion

2.1. Catalytic linalool oxidation – general considerations

Considering the formation of **1** and **2** from **L** through oxidation, a possible reaction pathway (Scheme 3) suggests the formation of a transient linalool epoxide (**LO**) on the most substituted olefin function [35,61]. The intramolecular OH attack of each carbon of the epoxide function of **LO** leads to corresponding cyclic derivatives 2-(5-methyl5-vinyl-tetrahydrofuran-2-yl) propan-2-ol (**1**), 2,2,6-trimethyl-6-vinyl-tetrahydro-2H-pyran-3-ol (**2**) [72] both having *cis* and *trans* derivatives, and the formation of the diepoxide of linalool (in Scheme 3) was also assessed [35].



Scheme 3. Linalool oxidation pathways inspired from Ref. [35].

2.2. Catalytic procedures

In the present work, the effect of the oxidant, i.e TBHP (in water or in decane) vs. H₂O₂ (in water with/without acetonitrile) was investigated for the oxidation of **L** as well as the effect of the catalysts, [MoO₂(SAP)]₂ (**Mo**) and [VO(SAP)]₂O (**V**). The reactions were carried out for 5 h at 80 °C for TBHP or 70 °C for aqueous H₂O₂ with several substrate/catalyst/oxidant ratios (see conditions in §1.2). The final conversion of **L** and yields of linalool oxides **1** and **2** were collected in Table 1 and kinetic studies in Figs. S1–S4. Some chromatograms were shown in Fig. S5. The formation of di-epoxide could be detected by GC-MS (see Fig. S6) but was not quantified. We focused the discussion into **L** conversion and **1** and **2** formations, without considering *cis* and *trans* features.

2.2.1. Blank reactions and role of **Mo** or **V** as pre-catalysts (entries 01–04)

Blank reactions were performed with three equivalents of each oxidant but without catalyst. In each case, the yield was poor and **1** and **2** were not detected by GC. Presence of pre-catalyst **Mo** or **V** in the reaction mixture increased considerably the conversion results, showing the catalytic effect of both complexes. High **L** conversions were observed in most of the conditions with higher formation of **1** than **2** in all the cases (all entries in Fig. S3 for **Mo** and Fig. S4 for **V**). The preference of **1** over **2** is related to the stability of the 5-membered cycle vs 6-membered one. **1** is the kinetic product, formed faster than **2**. [35].

2.2.2. Case of molybdenum complex **Mo**

TBHP as oxidant (Entries **Mo1–Mo6**).

With TBHP as oxidant, high **L** conversion is achieved in all cases (Fig. S1), and higher **1** and **2** yields of 49% and 28% respectively are obtained with three equivalents of TBHP in water (Entry **Mo3**) while, with the use of TBHP in decane, no significant difference of final activity is observed with different oxidant ratio three-oxidant (Entries **Mo4–Mo6**), resulting to 52–57% and 13–17% yields for **1** and **2** respectively. It has to be mentioned that TOFs are slightly lower in decane than in water, showing that fast **L** conversion is not linked to good **1** and **2** yields. The water might also react fast with the **LO** intermediate to form potential diols and thus acting negatively on the yields of target molecules.

H₂O₂ as oxidant (Entries **Mo7–Mo12**).

With or without acetonitrile, the high **L** conversion (>94%) observed with one equivalent (Entries **Mo7** and **Mo10**) and two equivalents (Entries **Mo8** and **Mo11**) of oxidant diminish with three equivalents (Entries

Table 1

Relevant data for the oxidation of Linalool (L) and formation of corresponding **1** and **2**. Experimental conditions: Mo/Oxidant/L or V/Oxidant/L = 0.25/100X/100. T = 5 h.

Entry	Pre-Catalyst	Oxidant	X ^a	L conv ^b (%)	1 yield ^c (%)	2 yield ^d (%)	1/2 ratio	TOF _{max} ^e (h ⁻¹)	TON ^f
O1	No	TBHP _{aq}	3	3	0	0		–	–
O2		TBHP _{dec}	3	3	0	0		–	–
O3		H ₂ O _{2aq}	3	4	0	0		–	–
O4		H ₂ O _{2aq} + ACN	3	4	0	0		–	–
Mo1 ^g	Mo	TBHP _{aq}	1	90	19	8	2.37	494	328
Mo2			2	89	27	11	2.45	395	358
Mo3 ^h			3	99	49	28	1.75	577	382
Mo4		TBHP _{dec}	1	94	52	13	4.00	27	370
Mo5			2	99	57	17	3.35	135	383
Mo6			3	99	55	15	3.66	482	397
Mo7		H ₂ O _{2aq}	1	97	15	5	3.00	1096	386
Mo8			2	99	17	6	2.83	1174	399
Mo9			3	66	23	20	1.15	110	263
Mo10		H ₂ O _{2aq} + ACN	1	97	51	19	2.68	1124	390
Mo11			2	98	59	25	2.36	1188	392
Mo12			3	64	32	19	1.68	158	260
V1	V	TBHP _{aq}	1	72	11	6	1.83	304	289
V2			2	98	21	10	2.10	490	392
V3			3	99	24	11	2.18	1207	399
V4		TBHP _{dec}	1	94	58	15	3.86	263	374
V5			2	98	35	8	4.37	405	393
V6			3	99	10	2	5.00	882	398
V7 ^h		H ₂ O _{2aq}	1	88	4	4	1.00	620	340
V8			2	90	6	2	1.50	665	357
V9			3	34	6	4	1.50	392	135
V10		H ₂ O _{2aq} + ACN	1	97	31	16	1.94	1081	386
V11			2	99	34	19	1.79	1177	392
V12			3	98	32	29	1.10	175	390

^a X = equivalents of oxidant.

^b L conversion = n(L) consumed at (5 h)/n(L) engaged (in %).

^c **1** yield = n(**1**) formed at 5 h/n(L) engaged (in %) (calculated from GC).

^d **2** yield = n(**2**) formed at 5 h/n(L) engaged (in %).

^e TOF_{max} = n(L) transformed/n(catalyst)/0.33 at 20 min (in h⁻¹).

^f TON = n(L) transformed/n(catalyst) at 5 h.

^g Mo/L molar ratio = 0.27%.

^h Mo/L or V/L molar ratio = 0.26%.

Mo9 and Mo12) with a conversion around 65%. This could be due to substrate overoxidation or catalyst destruction/inhibition.

The role of solvent is positive for **1** and **2** yields, obtaining 32–59% **1** yield and 19–25% **2** yield with acetonitrile vs. 15–23% **1** yield and 5–20% **2** yield without acetonitrile. Acetonitrile seems to prevent side reactions like the water attack on transient LO. As it is seen, pre-catalyst activation is not affected by the presence/absence of solvent (but **1** and **2** yields) and the role of oxidant ratio is detrimental. Indeed, L is very fast consumed with one and two equivalents (TOF around 1100 h⁻¹, see Fig. S3, Mo7, Mo8, Mo10, Mo11) and slowly consumed with three equivalents (TOF value of 110–150 h⁻¹ as seen in Fig. S3 Mo9, Mo12). As observed with TBHP, low L conversions (Fig. S3 Mo7–Mo9) with constant increasing formation of **1** and **2** can be a sign of partial destruction/inhibition of the catalyst.

2.2.3. Case of vanadium complex V

2.2.3.1. TBHP as oxidant (entries V1–V6). With TBHP as oxidant, catalyst V gave final L conversions >94% for entries V2–V6. In the case of entry V1, conversion falls down to 72%. The highest **1** and **2** yields were obtained with one equivalent of TBHP_{dec} with 58% and 15% respectively (entry V4 and Fig. S4). Different activity is observed according to the nature of the solvent used with TBHP. Indeed, in entries V4–V6 with TBHP_{dec}, increasing quantity of oxidant decreases **1** and **2** yields. A reverse observation can be done in the case of entries V1–V3 with TBHP_{aq}, **1** and **2** yields increasing with higher oxidant ratio. According to TOF values, catalyst V seems to be faster activated in the case of water than in the case of decane. The apolar vs polar nature of solvent can be a reason of this activity difference. The highest TOF, achieved in

V3 with TBHP_{aq} (1207 h⁻¹), leads to the highest **1** and **2** yields among V1–V3 entries (see Fig. S4). In the contrary, fastest reaction with highest TOF with TBHP_{dec} (882 h⁻¹) gave the lowest **1** and **2** yields (Entry V6). This observation leads to the same conclusion than for catalyst Mo according to the reverse relationship between activity and selectivity in apolar medium for catalyst V. One side reaction is certainly faster than cyclisation with three equivalents of TBHP. The absence of water could be the reason.

2.2.3.2. H₂O₂ as oxidant (entries B7–B12). High conversions were obtained in case of one and two equivalents of oxidant (Entries V7–V8) without acetonitrile, with a significant decrease (34%) with three equivalents (Entry V9). This could be related to the low ability of H₂O₂ to mix with the organic phase, decreasing the contact between catalyst and the reagent, lowering the activity of the catalyst [10] as well as **1** and **2** yields (2–6%) although water presence seemed to favour cyclisation. This assumption was verified after addition of acetonitrile, since very high L conversions were obtained (Entries V10–V12), giving relatively good **1** (31–34%) and **2** (16–29%) yields, although lower than with Mo. Faster performance of the catalyst V is observed after addition of acetonitrile (Entries V10–V11) with very high TOF values of 1081 h⁻¹ and 1177 h⁻¹ respectively, reaching completion in the case of entry V11 after 20 min (Fig. S1-b2). This is not the case when three equivalents of oxidant are added (Entry V12) since a slow activity is observed (TOF of 175 h⁻¹) certainly indicating that the use of excess of hydrogen peroxide affected the performance of the catalyst, maybe transforming it into inactive species. This feature is seen in the complete kinetic study (Fig. S1 – b3) where a plateau is observed after 20 min of reaction.

2.3. About mass balance considerations

The nature of the reaction mixture, defined here by the “mass balance”, can give us another proof of efficiency of a process. This value corresponds to the molar ratio of all the identified species in the reaction through GC-FID analyses – i.e. remaining **L** and formed **1** and **2** at the time of the sample - on the starting number of moles of **L**.

$$\text{mass balance (in \%)} = \frac{(n_L + n_1 + n_2)_{t=5h}}{(n_L)_{t=0}}$$

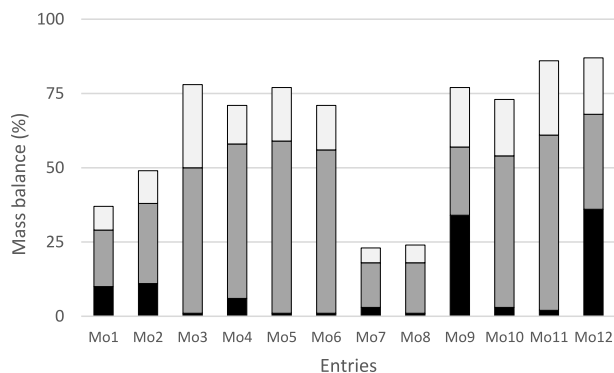
Thus, the highest mass balance is good for a reaction when few side-products remain unidentified. From an industrial point of view, the selectivity of reaction is an important parameter, indication of a good process, no matter the kinetic of the reaction. But to be completely interesting, a chemical process needs to gather good conversion (minimal n_L at 5 h) and good yields into the expected products ($n_1 + n_2$ being close to the starting n_L).

2.3.1. Case of molybdenum complex Mo

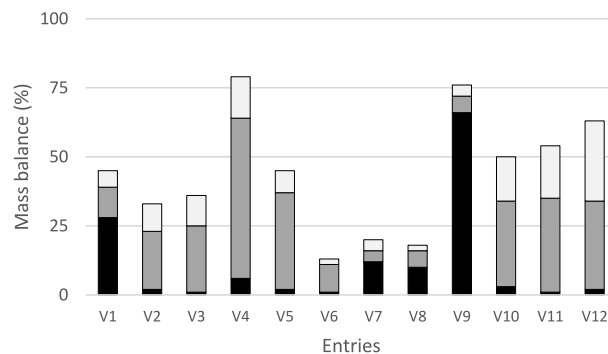
The values of mass balance at the end of the reaction with complex **Mo** (Scheme 4) were high in most of the cases (>70%), showing a relative high selectivity in several processes except in when water was present and one or two equivalents of oxidant used (entries *Mo1*, *Mo2*, *Mo7* and *Mo8*). This can be a beginning of mechanistic explanation; **L** conversion was high but relatively low **1** and **2** yields indicating another reactivity of the **LO** intermediate than cyclisation. In the reaction, non-identified/quantified species are certainly the reason of mass balance fall in the case of H_2O_2 as oxidant. Thus, **L** might be transformed into a species like the bis-epoxide **D** that could be detected but not quantified.

2.3.2. Case of vanadium complex V

Mass balance values at the end of the reaction (Scheme 5) were low (<45%) in the case of $TBHP_{aq}$ (Entries *V1–V3*), which is the same in case of H_2O_{2aq} (Entries *V7–V8*) except when three equivalents of oxidant are used (Entry *V9*), but this is an artefact due to the high amount of remaining linalool (low conversion), **1** and **2** yield being comparable to those from entries *V7* and *V8*. In case of $TBHP_{aq}$ and H_2O_2 in acetonitrile, catalyst **V** gave high mass balance values ($\geq 45\%$) (Entries *V4, V5* and *V10–V12*). Results from Entry *V6* differ (<20%) since it seems that the number of unidentified products is high. Those species could be the bis epoxide but also could correspond - due to high oxidant ratio and thus more water - to the reaction between water and epoxide. Thus, the conclusion is that the nature and the ratio of the oxidant is important to start the reaction, presence of water playing a non-negligible role for both aspects of the reaction, i.e. inhibiting/destroying the catalyst and/or reacting with the epoxides.



Scheme 4. – Mass balance (%) in the case of Entries *Mo1–Mo12* (from Table 1). Remaining **L** (black), **1** yield (dark grey), **2** Yield (pale grey).



Scheme 5. – Mass balance in the case of Entries *B* (from Table 1). Remaining **L** (black), **1** yield (dark grey), **2** Yield (pale grey).

2.4. Green metrics considerations

Considering the variety of oxidants tested, it was interesting to consider the green metrics for such reactions. Following the simple rules edited by Andraos on Green metrics, [73] we considered all solvents (water, acetonitrile and decane) as waste. All parameters defined in this article have been explained in details in SI. Results for each entry in presence of complexes **Mo** and **V** are presented in radial mode in Scheme 6 and numerical data are gathered in Table S2.

Both complexes **Mo** and **V** have shown efficient **L** oxidation in absence of organic solvent using greener oxidant in aqueous medium. **1** and **2** yields are clearly influenced by the presence of solvent. Full conversion, and high yields can be obtained in absolute solvent-free conditions, but enhancing the selectivity towards the targeted products requires further improvements.

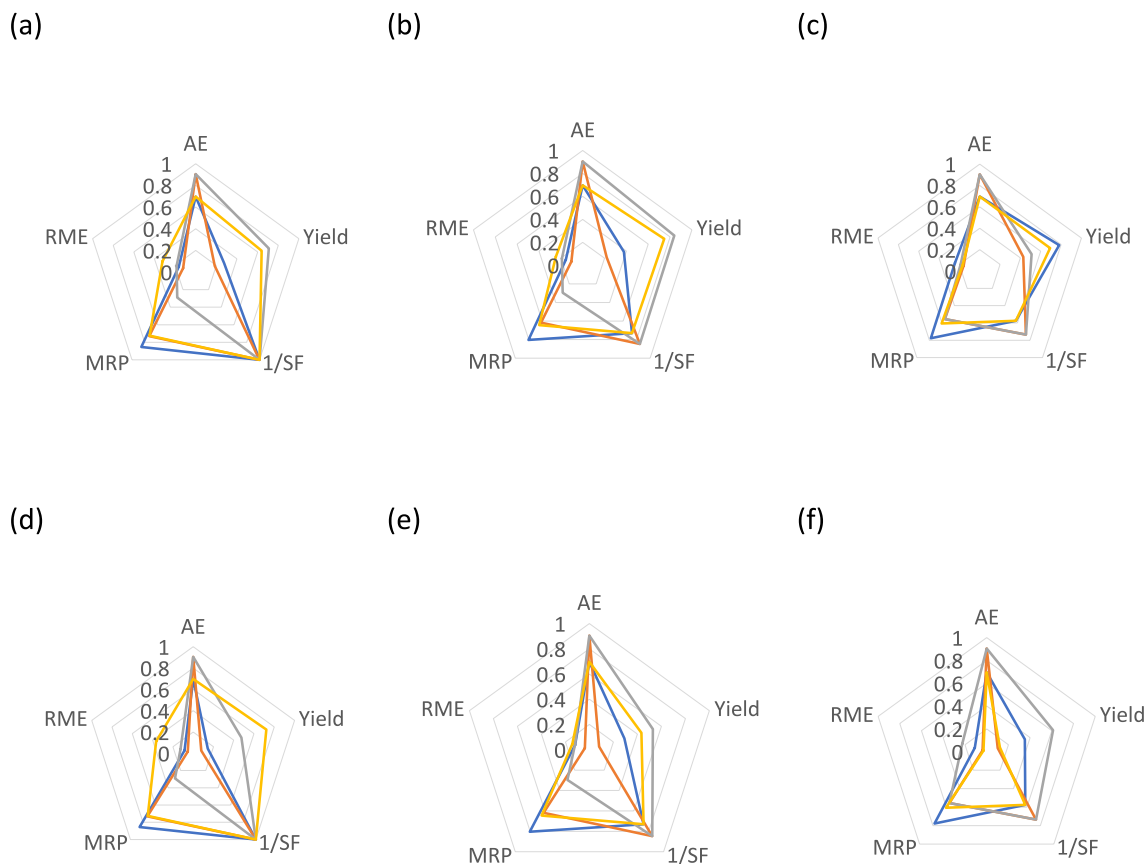
Several oxidants conditions and different catalysts are interesting factors to be discussed in in order to assess an efficient green process. Indeed, the different conditions on nature of oxidant influence **1** and **2** formation, considering that some cases used organic solvent and that the catalysts were not recovered.

Thus, Atom Efficiency (AE) changes with the nature of oxidant. H_2O_2 giving better AE than $TBHP$ due to the molar mass of the oxidant with 0.90 for H_2O_2 vs. 0.70 for $TBHP$ since the by-product is H_2O vs $tBuOH$. Stoichiometric factor (SF) is ideal with one equivalent of oxidant and lower with higher ratio being 0.73 (resp. 0.85) and 0.58 (resp. 0.73) with two and three equivalents of $TBHP$ (resp. H_2O_2). The Reaction Mass efficiency (RME) is very low, 0.03 for entry *V6* until 0.36 for *V4*, being obviously better with lower oxidant ratio since most of reagents introduced react and nothing is wasted. The Mass Recovery Parameter (MRP) in each reaction is better with the use of $TBHP$ in water because this oxidant is in higher concentration in water and thus, there is less non-useful matter within the reaction batch. Yields (addition of **1** and **2** yields) are better with the use of H_2O_2 with acetonitrile. Those results represent a proof of a concept of a cleaner process in which low oxidant ratio and no organic solvent can lead to a reaction with high recovery and low waste.

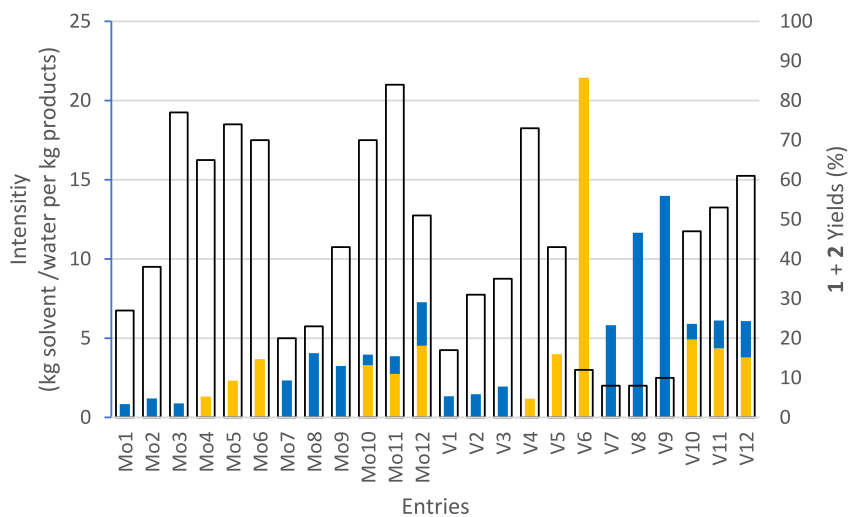
In the optic of finding an efficient process under organic-solvent-free process, we considered two other green metrics considering the role of solvent and water, with the Solvent Intensity (SI) and Water Intensity (WI) parameters. Those parameters indicate the mass of all organic solvent or water used in a process over the mass of product. [74] The smaller is the value, the less quantity of water is used per quantity of product.

The results have been indicated considering all entries using metal complexes in Scheme 7 and data are present in Table S2.

It is very interesting to see that some 8/12 entries are extremely efficient (**1** + **2** yield superior to 60%). Among those processes, one (*Mo3*) used a solvent-free process but using three equivalents of $TBHP$.



Scheme 6. Radial distribution with Green metrics for all processes. Numerical Data are in SI. The Radial graphs a, b and c (resp. d, e and f) correspond to complex **Mo** (resp. **V**) with one, two and three equivalents of oxidants. Yield correspond to the sum of **1** and **2** yields. The different oxidants have been depicted as followed. The colors are upon the oxidants. TBHP in water (blue), TBHP in decane (yellow), H₂O₂ in water (orange) and H₂O₂ in water plus acetonitrile (grey).



Scheme 7. – Solvent Intensity (yellow bars) and Water intensity (blue bars) for all conditions from Table 1. Axis for the intensities is Left axis. Sum of the yields (in %, Right axis white bars) (c). Numerical data are in Table S2 for Intensities and Table 1 for Yields.

Despite this high amount of oxidant, the water intensity value is not so high. Processes with TBHP in decane (*Mo4-6*, and *V4*) are efficient but should be avoided due to the nature of organic solvent. Finally, H₂O₂ with acetonitrile (*in Mo11-12 and V12*), a very spread method according to literature gave Solvent and Water intensities not in agreement with a greener process.

Finally, in order to compare those results with the literature data collected in *Table S1*, we selected all data with relative similar conditions, i.e. using metal-catalysts with equivalent metal ratio, a reaction time not exceeding 8 h and **1 + 2** yields superior to 60%. Six conditions were found. Most of the experiments used molecular catalysts and H₂O₂ as oxidant. Most were POM types. All needed organic solvent as chloroform and acetonitrile.

Since both solvents must be banned from the list of greener processes, the entry *Mo3* is the first organic solvent-free process with relatively good capacity observed until now with 87% yield of **1 + 2** after 5 h of reaction with 0.5 mol% metal/substrate only.

3. Conclusion

Molybdenum and vanadium coordination complexes [MoO₂(SAP)]₂ and [VO(SAP)]₂O were tested as pre-catalysts for the oxidation of a biomass-issued tertiary alcohol, linalool, in the presence of environmentally benign oxidants TBHP (in water or decane) and H₂O_{2(aq)} (with or without acetonitrile). Attractive aspects in straight line of Green Chemistry principles, i.e. greener oxidants, easy synthesis of active catalysts, organic solvent-free catalytic protocols and bio-sourced substrates were tested. Efficient conversion of linalool gave selectively two valuable compounds, important intermediates in chiral synthesis. As seen by the green metrics considerations, better or equivalent yields could be obtained with the use of solvent but this is detrimental to Green Chemistry requirements. For the first time, we described an organic solvent-free process for such transformation. Theoretical studies to complete a plausible mechanism in the case of both complexes are under progress.

Funding

This work was supported by the CNRS, the Région Occitanie [Project GreenCatNat grant number N° 00138053/22009739], the IUT Paul Sabatier and the IUT Chemical Department and the Syndicat Mixte de la Communauté d'Agglomération Castres-Mazamet.

Declaration of competing interest

The authors declare that they have no known competing financial interests or personal relationships that could have appeared to influence the work reported in this paper.

Acknowledgements

Authors wish to acknowledge the CNRS and the IUT for the facilities. Dr. Pascal Guillo, Geraldine Castro, Valentine Langlois, Vincent Molinié and Mateo Matheu are warmly acknowledged for technical aspects.

Appendix A. Supplementary data

Supplementary data to this article can be found online at <https://doi.org/10.1016/j.tgchem.2023.100029>.

References

- [1] M. Fischer-Kowalski, *Decoupling Natural Resource Use and Environmental Impacts from Economic Growth: a Report of the Working Group on Decoupling to the International Resource Panel, UNEP United Nations Environment Programme, International Resource Panel, Paris, 2011.*

- [2] J. Popp, S. Kovács, J. Oláh, Z. Divéki, E. Balázs, *Bioeconomy: biomass and biomass-based energy supply and demand*, N. Biotech. 60 (2021) 76–84, <https://doi.org/10.1016/j.nbt.2020.10.004>.
- [3] R.S. Dhillon, G. von Wuehlisch, *Mitigation of global warming through renewable biomass*, Biomass Bioenergy 48 (2013) 75–89, <https://doi.org/10.1016/j.biombioe.2012.11.005>.
- [4] M. Parikka, *Global biomass fuel resources*, Biomass Bioenergy 27 (2004) 613–620, <https://doi.org/10.1016/j.biombioe.2003.07.005>.
- [5] B.A. de Marco, B.S. Rechelo, E.G. Tófoli, A.C. Kogawa, H.R.N. Salgado, *Evolution of green chemistry and its multidimensional impacts: a review*, Saudi Pharmaceut. J. 27 (2019) 1–8, <https://doi.org/10.1016/j.jsps.2018.07.011>.
- [6] M. Milanesi, A. Runfola, S. Guercini, *Pharmaceutical industry riding the wave of sustainability: review and opportunities for future research*, J. Clean. Prod. 261 (2020), 121204, <https://doi.org/10.1016/j.jclepro.2020.121204>.
- [7] K.N. Ganesh, D. Zhang, S.J. Miller, K. Rossen, P.J. Chirik, M.C. Kozlowski, J. B. Zimmerman, B.W. Brooks, P.E. Savage, D.T. Allen, A.M. Voutchkova-Kostal, *Green chemistry: a framework for a sustainable future*, J. Org. Chem. 86 (2021) 8551–8555, <https://doi.org/10.1021/acs.joc.1c01355>.
- [8] C. Jimenez-Gonzalez, C.S. Ponder, Q.B. Broxterman, J.B. Manley, *Using the right green yardstick: why process mass intensity is used in the pharmaceutical industry to drive more sustainable processes*, Org. Process Res. Dev. 15 (2011) 912–917, <https://doi.org/10.1021/op200097d>.
- [9] R.A. Sheldon, I.W.C.E. Arends, A. Dijkman, *New developments in catalytic alcohol oxidations for fine chemicals synthesis*, Catal. Today 57 (2000) 157–166, [https://doi.org/10.1016/S0920-5861\(99\)00317-X](https://doi.org/10.1016/S0920-5861(99)00317-X).
- [10] J.-E. Bäckvall, J.-E. Bäckvall (Eds.), *Modern Oxidation Methods, Compl. Rev. and Enlarged, vol. 2*, Wiley-VCH-Verl, Weinheim, 2010.
- [11] Z.-X. Liang, T.S. Zhao (Eds.), *Catalysts for Alcohol-Fuelled Direct Oxidation Fuel Cells*, RSC Publ., Royal Soc. of Chemistry, Cambridge, 2012.
- [12] G. Tojo, M. Fernandez, *Oxidation of Alcohols to Aldehydes and Ketones: a Guide to Current Common Practice*, Springer, New York, NY, 2006.
- [13] M.N. Kopylovich, A.P.C. Ribeiro, E.C.B.A. Alegria, N.M.R. Martins, L.M.D.R. S. Martins, A.J.L. Pombeiro, *Catalytic oxidation of alcohols*, in: Adv. Organomet. Chem., Elsevier, 2015, pp. 91–174, <https://doi.org/10.1016/bs.adomc.2015.02.004>.
- [14] V. Conte, B. Floris, *Vanadium catalyzed oxidation with hydrogen peroxide*, Inorg. Chim. Acta. 363 (2010) 1935–1946, <https://doi.org/10.1016/j.ica.2009.06.056>.
- [15] D. Rehder, *Biological and medicinal aspects of vanadium*, Inorg. Chem. Commun. 6 (2003) 604–617, [https://doi.org/10.1016/S1387-7003\(03\)00050-9](https://doi.org/10.1016/S1387-7003(03)00050-9).
- [16] M. Sutradhar, L.M.D.R.S. Martins, M.F.C. Guedes da Silva, A.J.L. Pombeiro, *Vanadium complexes: recent progress in oxidation catalysis*, Coord. Chem. Rev. (2015) 301–302, <https://doi.org/10.1016/j.ccr.2015.01.020>, 200–239.
- [17] E.T.T. Kumpulainen, A.M.P. Koskinen, *Catalytic activity dependency on catalyst components in aerobic copper-TEMPO oxidation*, Chem. Eur J. 15 (2009) 10901–10911, <https://doi.org/10.1002/chem.200901245>.
- [18] L. Zeng, C.Y. Cheng, *A literature review of the recovery of molybdenum and vanadium from spent hydrodesulphurisation catalysts*, Hydrometallurgy 98 (2009) 1–9, <https://doi.org/10.1016/j.hydromet.2009.03.010>.
- [19] E. Topić, J. Pisk, D. Agustin, M. Jendrlin, D. Cvijanović, V. Vrdoljak, M. Rubčić, *Discrete and polymeric ensembles based on dinuclear molybdenum(vi) building blocks with adaptive carbohydrazide ligands: from the design to catalytic epoxidation*, New J. Chem. 44 (2020) 8085–8097, <https://doi.org/10.1039/D0NJ01045F>.
- [20] V. Vrdoljak, J. Pisk, D. Agustin, P. Novak, J. Parlov Vuković, D. Matković-Čalogović, *Dioxomolybdenum(vi) and dioxotungsten(vi) complexes chelated with the ONO tridentate hydrazone ligand: synthesis, structure and catalytic epoxidation activity*, New J. Chem. 38 (2014) 6176–6185, <https://doi.org/10.1039/C4NJ01394H>.
- [21] E. Zamanifar, F. Farzaneh, J. Simpson, M. Maghami, *Synthesis, crystal structure and catalytic activity of a new Mo Schiff base complex with Mo histidine immobilized on Al-MCM-41 for oxidation of sulfides*, Inorg. Chim. Acta. 414 (2014) 63–70, <https://doi.org/10.1016/j.ica.2014.01.028>.
- [22] J. Hartung, S. Drees, M. Greb, P. Schmidt, I. Svoboda, H. Fuess, A. Murso, D. Stalke, *(Schiff-base)vanadium(V) complex-catalyzed oxidations of substituted bis (homoallylic) alcohols – stereoselective synthesis of functionalized tetrahydrofurans*, Eur. J. Org. Chem. (2003) 2388–2408, <https://doi.org/10.1002/ejoc.200200644>, 2003.
- [23] J. Pisk, D. Agustin, *Molybdenum, vanadium, and tungsten-based catalysts for sustainable (ep)Oxidation*, Molecules 27 (2022) 6011, <https://doi.org/10.3390/molecules27186011>.
- [24] J. Morlot, N. Uyttendroek, D. Agustin, R. Poli, *Solvent-free epoxidation of olefins catalyzed by “[MoO₂(SAP)]”: a new mode of tert -butylhydroperoxide activation*, ChemCatChem 5 (2013) 601–611, <https://doi.org/10.1002/cctc.201200068>.
- [25] C. Cordelle, D. Agustin, J.-C. Daran, R. Poli, *Oxo-bridged bis oxo-vanadium(V) complexes with tridentate Schiff base ligands (VOL)₂O (L=SAE, SAMP, SAP): synthesis, structure and epoxidation catalysis under solvent-free conditions*, Inorg. Chim. Acta. 364 (2010) 144–149, <https://doi.org/10.1016/j.ica.2010.09.021>.
- [26] D. Sherrington, *Polymer-supported Mo and V cyclohexene epoxidation catalysts: activation, activity, and stability*, J. Catal. 131 (1991) 115–126, [https://doi.org/10.1016/0021-9517\(91\)90328-2](https://doi.org/10.1016/0021-9517(91)90328-2).
- [27] J. Mihalinec, M. Pajski, P. Guillo, M. Mandarić, N. Bebić, J. Pisk, V. Vrdoljak, *Alcohol oxidation assisted by molybdenum hydrazone catalysts employing hydroperoxide oxidants*, Catalysts 11 (2021) 881, <https://doi.org/10.3390/catal11080881>.
- [28] Y. Wang, F. Gayet, P. Guillo, D. Agustin, *Organic solvent-free olefins and alcohols (ep)oxidation using recoverable catalysts based on [PM₁₂O₄₀]³⁻ (M = Mo or W)*

- ionically grafted on amino functionalized silica nanobeads, *Materials* 12 (2019) 3278, <https://doi.org/10.3390/ma12203278>.
- [29] M. Loubidi, D. Agustin, A. Benharref, R. Poli, Solvent-free epoxidation of himachalenes and their derivatives by TBHP using [MoO₂(SAP)]₂ as a catalyst, *Compt. Rendus Chem.* 17 (2014) 549–556, <https://doi.org/10.1016/j.crci.2014.01.023>.
- [30] P.A. Runeberg, D. Agustin, P.C. Eklund, Formation of tetrahydrofuran-, aryltetralin, and butyrolactone norlignans through the epoxidation of 9-norlignans, *Molecules* 25 (2020) 1160, <https://doi.org/10.3390/molecules25051160>.
- [31] L. Al-Hussaini, F. Launay, E. Galvez, Vanadium-substituted phosphomolybdenic acids for the aerobic cleavage of lignin models—mechanistic aspect and extension to lignin, *Materials* 13 (2020) 812, <https://doi.org/10.3390/ma13040812>.
- [32] K.G. Bauer, D. Garbe, H. Surburg, Common fragrance and flavor materials: preparation, properties and uses, in: *Completely Rev, 3rd, VCH-Wiley, Weinheim, 1997*.
- [33] W. Schwab, C. Fuchs, F. Huang, Transformation of terpenes into fine chemicals, *Eur. J. Lipid Sci. Technol.* 115 (2013) 3–8, <https://doi.org/10.1002/ejlt.201200157>.
- [34] M.J. da Silva, P.H. da Silva Andrade, S.O. Ferreira, C.B. Vilanculo, C.M. Oliveira, Monolacunary K8SiW₁₀O₃₉-catalyzed terpenic alcohols oxidation with hydrogen peroxide, *Catal. Lett.* 148 (2018) 2516–2527, <https://doi.org/10.1007/s10562-018-2434-0>.
- [35] C.B. Vilanculo, M.J. Da Silva, M.G. Teixeira, J.A. Villarreal, One-pot synthesis at room temperature of epoxides and linalool derivative pyrans in monolacunary Na₇PW₁₀O₃₉-catalyzed oxidation reactions by hydrogen peroxide, *RSC Adv.* 10 (2020) 7691–7697, <https://doi.org/10.1039/D0RA00047G>.
- [36] J. Kobayashi, T. Kubota, Bioactive macrolides and polyketides from marine dinoflagellates of the genus amphidinium, *J. Nat. Prod.* 70 (2007) 451–460, <https://doi.org/10.1021/np0605844>.
- [37] S. Serra, D. De Simeis, Two complementary synthetic approaches to the enantiomeric forms of the chiral building block (2,6,6-trimethyltetrahydro-2H-pyran-2-yl)methanol: application to the stereospecific preparation of the natural flavor linalol oxide, *Catalysts* 8 (2018) 362, <https://doi.org/10.3390/catal8090362>.
- [38] L. Fernández-Peña, C. Díez-Poza, P. González-Andrés, A. Barbero, The tetrahydrofuran motif in polyketide marine drugs, *Mar. Drugs* 20 (2022) 120, <https://doi.org/10.3390/md20020120>.
- [39] T.L.B. Boivin, Synthetic routes to tetrahydrofuran, tetrahydropyran, and spiroketal units of polyether antibiotics and a survey of spiroketals of other natural products, *Tetrahedron* 43 (1987) 3309–3362, [https://doi.org/10.1016/S0040-4020\(01\)81626-4](https://doi.org/10.1016/S0040-4020(01)81626-4).
- [40] A. Lorente, J. Lamariano-Merketegi, F. Albericio, M. Álvarez, Tetrahydrofuran-containing macrolides: a fascinating gift from the deep sea, *Chem. Rev.* 113 (2013) 4567–4610, <https://doi.org/10.1021/cr3004778>.
- [41] A. Bernejo, B. Figadère, M.-C. Zafra-Polo, I. Barrachina, E. Estornell, D. Cortes, Acetogenins from Annonaceae: recent progress in isolation, synthesis and mechanisms of action, *Nat. Prod. Rep.* 22 (2005) 269–303, <https://doi.org/10.1039/B500186M>.
- [42] F. Volz, S.H. Wadman, A. Hoffmann-Röder, N. Krause, Gold catalysis in stereoselective natural product synthesis: (+)-linalool oxide, (–)-isocycloapitelline, and (–)-isochrysostricine, *Tetrahedron* 65 (2009) 1902–1910, <https://doi.org/10.1016/j.tet.2008.11.104>.
- [43] S. Duan, K.D. Moeller, Anodic coupling reactions: probing the stereochemistry of tetrahydrofuran formation. A short, convenient synthesis of linalool oxide, *Org. Lett.* 3 (2001) 2685–2688, <https://doi.org/10.1021/ol0162670>.
- [44] K. Uneyama, T. Date, S. Torii, Synthesis of karahanaenone, *J. Org. Chem.* 50 (1985) 3160–3163, <https://doi.org/10.1021/jo00217a028>.
- [45] C. Fournier-Ngüefack, P. Lhoste, D. Sinou, Palladium(0)-catalysed synthesis of cis- and trans -linalyl oxides, *Tetrahedron* 53 (1997) 4353–4362, [https://doi.org/10.1016/S0040-4020\(97\)00130-0](https://doi.org/10.1016/S0040-4020(97)00130-0).
- [46] I. Larrosa, P. Romea, F. Urpí, Synthesis of six-membered oxygenated heterocycles through carbon–oxygen bond-forming reactions, *Tetrahedron* 64 (2008) 2683–2723, <https://doi.org/10.1016/j.tet.2007.11.092>.
- [47] T. Noguchi, Y. Hirai, M. Kirihara, Highly selective 30% hydrogen peroxide oxidation of sulfides to sulfoxides using micromixing, *Chem. Commun.* (2008) 3040, <https://doi.org/10.1039/b802502a>.
- [48] J.L. McLaughlin, Paw paw and cancer: annonaceous acetogenins from discovery to commercial products, *J. Nat. Prod.* 71 (2008) 1311–1321, <https://doi.org/10.1021/np800191t>.
- [49] J.-C. Harmange, B. Figadère, Synthetic routes to 2,5-disubstituted tetrahydrofurans, *Tetrahedron Asymmetry* 4 (1993) 1711–1754, [https://doi.org/10.1016/S0957-4166\(00\)80408-5](https://doi.org/10.1016/S0957-4166(00)80408-5).
- [50] C. St, J. Barry, S.R. Crosby, J.R. Harding, R.A. Hughes, C.D. King, G.D. Parker, C. L. Willis, Stereoselective synthesis of 4-Hydroxy-2,3,6-trisubstituted tetrahydropyrans, *Org. Lett.* 5 (2003) 2429–2432, <https://doi.org/10.1021/ol0346180>.
- [51] J. Hartung, M. Greb, Transition metal-catalyzed oxidations of bishomoallylic alcohols, *J. Organomet. Chem.* 661 (2002) 67–84, [https://doi.org/10.1016/S0022-328X\(02\)01807-7](https://doi.org/10.1016/S0022-328X(02)01807-7).
- [52] D.T. Sawyer, R.J.P. Williams, *Oxygen Chemistry*, Oxford university press, New York Oxford, 1991.
- [53] E. Klein, H. Farnow, W. Rojahn, Die chemie der Linalool-oxide, *Justus Liebigs Ann. Chem.* 675 (1964) 73–82, <https://doi.org/10.1002/jlac.19646750110>.
- [54] J.G. Urones, D. Díez, I.S. Marcos, P. Basabe, A.M. Lithgow, R.F. Moro, N. M. Garrido, R. Escarcena, The use of acyclic monoterpenes in the preparation of β-pyrone: synthesis of the right-hand fragment of Usneoidone E, *Tetrahedron* 51 (1995) 3691–3704, [https://doi.org/10.1016/0040-4020\(95\)00084-L](https://doi.org/10.1016/0040-4020(95)00084-L).
- [55] I. Bombarda, L. Cezanne, E.M. Gaydou, Epoxidation–cyclization of rosewood oxides, *Flavour Fragrance J.* 19 (2004) 275–280, <https://doi.org/10.1002/ffj.1311>.
- [56] A. Jordan, P. Stoy, H.F. Sneddon, Chlorinated solvents: their advantages, disadvantages, and alternatives in organic and medicinal chemistry, *Chem. Rev.* 121 (2021) 1582–1622, <https://doi.org/10.1021/acs.chemrev.0c00709>.
- [57] S. Sakaguchi, Y. Nishiyama, Y. Ishii, Selective oxidation of monoterpenes with hydrogen peroxide catalyzed by peroxotungstophosphate (PCWP), *J. Org. Chem.* 61 (1996) 5307–5311, <https://doi.org/10.1021/jo960275q>.
- [58] G. Grigoropoulou, J.H. Clark, A catalytic, environmentally benign method for the epoxidation of unsaturated terpenes with hydrogen peroxide, *Tetrahedron Lett.* 47 (2006) 4461–4463, <https://doi.org/10.1016/j.tetlet.2006.04.047>.
- [59] A.L. Villa De P, B.F. Sels, D.E. Vos, P.A. Jacobs, A heterogeneous tungsten catalyst for epoxidation of terpenes and tungsten-catalyzed synthesis of acid-sensitive terpene epoxides, *J. Org. Chem.* 64 (1999) 7267–7270, <https://doi.org/10.1021/jo990790z>.
- [60] A. Corma, M. Iglesias, F. Sánchez, Large pore bifunctional titanium–aluminosilicates: the inorganic non-enzymatic version of the epoxidase conversion of linalool to cyclic ethers, *J. Chem. Soc. Chem. Commun.* (1995) 1635–1636, <https://doi.org/10.1039/C39550001635>.
- [61] L.J. Schofield, O.J. Kerton, P. McMorn, D. Bethell, S. Ellwood, G.J. Hutchings, Oxidation of α-hydroxy containing monoterpenes using titanium silicate catalysts: comments on regioselectivity and the role of acidity, *J. Chem. Soc. Perkin Trans. 2* (2002) 1475, <https://doi.org/10.1039/b201724p>.
- [62] A. Lattanzi, G. Della Sala, M. Russo, A. Scettri, Diastereoselective titanocene-catalyzed oxidative cyclization of bishomoallylic alcohols, *Synlett* 2001 (2001) 1479–1481, <https://doi.org/10.1055/s-2001-16779>.
- [63] F. Gándara, E.G. Puebla, M. Iglesias, D.M. Proserpio, N. Snejko, M.Á. Monge, Controlling the structure of arenedisulfonates toward catalytically active materials, *Chem. Mater.* 21 (2009) 655–661, <https://doi.org/10.1021/cm8029517>.
- [64] F. Gándara, A. García-Cortés, C. Cascales, B. Gómez-Lor, E. Gutiérrez-Puebla, M. Iglesias, A. Monge, N. Snejko, Rare earth arenedisulfonate Metal–Organic frameworks: an approach toward polyhedral diversity and variety of functional compounds, *Inorg. Chem.* 46 (2007) 3475–3484, <https://doi.org/10.1021/ic0617689>.
- [65] J. Perles, N. Snejko, M. Iglesias, M.Á. Monge, 3D scandium and yttrium arenedisulfonate MOF materials as highly thermally stable bifunctional heterogeneous catalysts, *J. Mater. Chem.* 19 (2009) 6504, <https://doi.org/10.1039/b902954k>.
- [66] S.M. Bruno, M. Pillinger, F.E. Kühn, I.S. Gonçalves, A.A. Valente, Isomerization of α-pinene oxide in the presence of methyltrioxorhenium(VII), *Catal. Commun.* 35 (2013) 40–44, <https://doi.org/10.1016/j.catcom.2013.02.001>.
- [67] L.D. Almeida, F.G. Delolo, A.P.S. Costa, E.V. Gusevskaya, P.A. Robles-Azocar, Catalytic aerobic epoxidation of bio-renewable alkenes using organic carbonates as green solvents, *Mol. Catal.* 527 (2022), 112400, <https://doi.org/10.1016/j.mcat.2022.112400>.
- [68] T. Berrocal, J.L. Mesa, J.L. Pizarro, B. Bazán, M. Iglesias, A.T. Aguayo, M. I. Arriortua, T. Rojo, Microporous vanadyl-arsenate with the template incorporated exhibiting sorption and catalytic properties, *Chem. Commun.* (2008) 4738, <https://doi.org/10.1039/b807250g>.
- [69] J. Hartung, S. Drees, B. Geiss, P. Schmidt, Vanadium(V)-Catalyzed oxidation of (3 R)-Linalool - the selective Formation of furanoid linalool oxides and their conversion into isocycloapitelline derivatives, *Synlett* (2003), <https://doi.org/10.1055/s-2003-36793>, 0223–0226.
- [70] I.C.M.S. Santos, S.S. Balula, M.M.Q. Simões, L. Cunha-Silva, M.G.P.M.S. Neves, B. De Castro, A.M.V. Cavaleiro, J.A.S. Cavaleiro, Catalytic performance of a boron peroxotungstate complex under homogeneous and heterogeneous conditions, *Catal. Today* 203 (2013) 87–94, <https://doi.org/10.1016/j.cattod.2012.03.071>.
- [71] I.C.M.S. Santos, J.A.F. Gamelas, T.A.G. Duarte, M.M.Q. Simões, M.G.P.M.S. Neves, J.A.S. Cavaleiro, A.M.V. Cavaleiro, Catalytic homogeneous oxidation of monoterpenes and cyclooctene with hydrogen peroxide in the presence of sandwich-type tungstophosphates [M₄(H₂O)₂(PW₆O₃₄)₂]ⁿ⁻, M = Co^{II}, Mn^{II} and Fe^{III}, *J. Mol. Catal. Chem.* 426 (2017) 593–599, <https://doi.org/10.1016/j.molcata.2016.10.021>.
- [72] J.C.R. Demyttenaere, H.M. Willemens, Biotransformation of linalool to furanoid and pyranoid linalool oxides by *Aspergillus Niger*, *Phytochemistry* 47 (1998) 1029–1036, [https://doi.org/10.1016/S0031-9422\(98\)80066-6](https://doi.org/10.1016/S0031-9422(98)80066-6).
- [73] J. Andraos, M. Sayed, On the use of “green” metrics in the undergraduate organic chemistry lecture and lab to assess the mass efficiency of organic reactions, *J. Chem. Educ.* 84 (2007) 1004, <https://doi.org/10.1021/ed084p1004>.
- [74] C. Jiménez-González, D.J.C. Constable, C.S. Ponder, Evaluating the “Greenness” of chemical processes and products in the pharmaceutical industry—a green metrics primer, *Chem. Soc. Rev.* 41 (2012) 1485–1498, <https://doi.org/10.1039/C1CS15215G>.