



**HAL**  
open science

## Health care in the marketplace: Exploring Maya medicinal plants and practices at Piedras Negras, Guatemala

Sarah E Watson, Joshua T Schnell, Shanti Morell-Hart, Andrew K Scherer,  
Lydie Dussol

► **To cite this version:**

Sarah E Watson, Joshua T Schnell, Shanti Morell-Hart, Andrew K Scherer, Lydie Dussol. Health care in the marketplace: Exploring Maya medicinal plants and practices at Piedras Negras, Guatemala. *Ancient Mesoamerica*, 2023, 34 (2), pp.383 - 406. 10.1017/s0956536122000037 . hal-04229608

**HAL Id: hal-04229608**

**<https://hal.science/hal-04229608>**

Submitted on 5 Oct 2023

**HAL** is a multi-disciplinary open access archive for the deposit and dissemination of scientific research documents, whether they are published or not. The documents may come from teaching and research institutions in France or abroad, or from public or private research centers.

L'archive ouverte pluridisciplinaire **HAL**, est destinée au dépôt et à la diffusion de documents scientifiques de niveau recherche, publiés ou non, émanant des établissements d'enseignement et de recherche français ou étrangers, des laboratoires publics ou privés.

# HEALTH CARE IN THE MARKETPLACE: EXPLORING MAYA MEDICINAL PLANTS AND PRACTICES AT PIEDRAS NEGRAS, GUATEMALA

Sarah E. Watson <sup>a</sup>, Joshua T. Schnell,<sup>b</sup> Shanti Morell-Hart <sup>a</sup>, Andrew K. Scherer,<sup>b</sup> and Lydie Dussoil<sup>c</sup>

<sup>a</sup>Department of Anthropology, McMaster University, 1280 Main Street West, Hamilton, ON L8S 4L9, Canada

<sup>b</sup>Department of Anthropology, Brown University, Box 1921, Providence, Rhode Island 02912, United States

<sup>c</sup>Université Côte d'Azur, Cultures et Environnements: Préhistoire, Antiquité, Moyen Âge (CEPAM), Nice, France

## Abstract

Botanical residues recovered from excavations in the Southeast Marketplace of Piedras Negras provide information about the healing and medical activities of the site's Classic period (A.D. 350–900) inhabitants, and point towards the intersection between commerce and medicine for the ancient Maya. The plants were likely exchanged at the market then used on-site for the purposes of healing. The botanical remains are complemented by both architectural and bioarchaeological evidence for healing at this locus, including a high concentration of sweatbaths and evidence for palliative tooth extraction. With the aid of ethnohistory, we identify health care practices potentially associated with the plant remains. However, we expand on basic understandings of “healing” with a critical look at how some medicinal plants may have been ritually invoked, even when never directly ingested or applied topically.

## INTRODUCTION

One of the major paradigm shifts in Maya archaeology over the past decade has been an acknowledgment of the existence of marketplaces and market systems across the Maya region (Cap 2015a, 2020; Chase and Chase 2014, 2017; Eppich and Freidel 2015; Jones 2015; King 2020; Martin 2012, 2020:341–344; Masson and Freidel 2013; Shaw and King 2015; Tokovinine and Beliaev 2013). One of the first loci proposed as an ancient market was the East Plaza of Tikal (Jones 1996), and since then much of the evidence for ancient Maya markets has focused on a combination of architectural layout and artifacts that suggest areas of intense craft production (Cap 2015b; Dahlin et al. 2007; King 2015; Shaw 2012). Ethnohistoric data suggest, however, that precolonial Mesoamerican markets may have provided other services beyond the production and exchange of crafted goods, such as healing and the provisioning of medicinal remedies (Hirth 2016; Orellana 1987; Sahagún 2012). However, medical practice remains largely understudied in the archaeological record of the Maya area, especially in the identification of *materia medica*, the artefactual and biological residues of health care materials. Given the importance of health care to contemporary people—preventative and therapeutic; physical and spiritual—identifying the loci and components of such practices is critical for a more holistic understanding of the past (Morell-Hart 2021). Here, we present archaeological evidence for medical practices in the central marketplace of Piedras Negras, a major Classic period (A.D. 350–900) Maya dynastic center in

Guatemala (Figure 1; Coe 1959; Proskouriakoff 1960; Weeks et al. 2005).

We center our research on an area of the site that has come to be known as the Southeast Marketplace, a focal point of market activity during the Late Classic period (A.D. 600–900). The manner by which Piedras Negras' marketplace was identified is reported in recent publications by members of the Proyecto Paisaje Piedras Negras-Yaxchilan (Golden et al. 2020; Roche Recinos 2021; Schnell and Scherer 2021). Here, we highlight several lines of evidence for medical practice in the Southeast Marketplace, including a cluster of monumental sweatbaths, extracted pathological teeth, and plant remains with medicinal properties, the latter of which are reported here for the first time. We ask: does the presence of medicinal plant remains suggest that healing practices were conducted in association with the nearby sweatbaths and other activities, including therapeutic tooth extractions? Were these plants used in the marketplace (prepared by practitioners or consumed by patients on-site), or were they trade commodities, purchased in the market and consumed elsewhere? To what extent were these plants sought by visitors to the marketplace because they were widely known to have curative properties? To what extent were these plants prepared and prescribed by medical practitioners who might have possessed specialized knowledge and managed the physical and spiritual health of the community (Morell-Hart 2021)?

Through these multiple lines of evidence for medical practice, we also address a primary question: does the Piedras Negras Southeast Marketplace deviate from what is expected of an ancient Maya marketplace, as based on current scholarship? If so, how? This is a particularly important question, given that most of the burgeoning literature on ancient Maya market systems makes

E-mail correspondence to: [watsos4@mcmaster.ca](mailto:watsos4@mcmaster.ca)



Figure 1. Location of Piedras Negras in the Maya Lowlands and other major archaeological sites mentioned in the text. Map by Schnell.

little to no reference to health care. The evidence for medical practice in the Piedras Negras marketplace is unique in the known sample and encourages the question, why?

The evidence we present here highlights the importance of health care in ancient Maya market systems, revealing that medicinal plants and services were likely an integral component of the services and economic exchange conducted at such locales. By examining these strands of evidence alongside ethnohistoric research, we argue that general health care practices associated with plants were performed in the marketplace, as well as specific therapeutic practices associated with dental care. The high quantity of

identifiable plant taxa with medicinal qualities, in addition to the specifics of the bioarchaeological data, have greatly changed our understanding of the marketplace at the site of Piedras Negras.

#### ILLNESS AND MEDICAL PRACTICE IN THE MAYA AREA

Our current knowledge of ancient Maya health practices is scant compared to other areas of the world and comes primarily from the limited evidence for such practices in the textual and iconographic corpus, often involving supernatural actors in mythical

locales (Houston et al. 2006:117–119; Scherer 2015:44–45). This paucity of evidence for medical practice in images and texts may relate in part to a preoccupation by the Maya elite to present themselves as healthy and full of vitality (Houston et al. 2006:49). In contrast, healing practices have been a major focus of modern ethnography in the Maya region for more than a century (discussed further below) and were of great interest to the chroniclers of the early colonial period in the sixteenth and seventeenth centuries.

While we cannot draw a one-to-one correlation between the archaeological record and these later observations, they do provide an appropriate framework for analogy and comparison. For example, among the central protagonists of the *Popol Vuh*, an eighteenth-century creation narrative of the K'iche Maya (copied from an earlier sixteenth-century manuscript generally believed to be based on precolonial sources), are a pair of primordial grandparents with healing talents (Christenson 2003:99). In this text, the Grandmother and Grandfather state that they provide for their family by curing eye ailments, setting broken bones, and removing worms from teeth. The removal of tooth worms, here, serves as an analogy for tooth extraction, as belief in a tooth worm as the etiological cause for tooth decay is widespread in the Maya region and seems to exist independently of similar European beliefs (Augusto Avila 1977; Casagrande 2002; Lee 2007).

What little we do know of ancient Maya health care practices is derived from a small number of iconographic images that are believed to depict scenes of healing. For example, a complex of aged, grandmother deities commonly referred to as Chac Chel or Chac Ix Chel, or simply Goddess O (Schellhas 1904:38; Taube 1992:99–105; Zimmermann 1956), is usually associated with healing, midwifery, and weaving (Arden 2006:28–32; Tozzer 1941). In one Late Classic scene, this figure is depicted aiding an ailing supernatural who is vomiting into a bowl she holds aloft (Figure 2); and in another, the famous Birth Vase, several aspects of Goddess O are shown assisting a young goddess with jaguar attributes through the birthing process (Taube 1994:657). This deity is commonly depicted wearing a skirt adorned with a motif of crossed bones and disembodied eyeballs. At Piedras Negras, an elderly woman buried with a bowl decorated with that same crossed-bone and eyeball motif suggests that she may have performed similar duties as Goddess O in life (Scherer 2015:45).

Goddess O's connections with childbirth also associate her with sweatbaths, due to the central therapeutic role that these structures play in childbirth, not only in the Maya region, but across much of Mesoamerica (Cosminsky 1972; Groark 2005; Katz 1993; Moedano 1977; Orellana 1987; Virkki 1962). In Central Mexico, similar-aged goddesses of childbirth are associated with sweatbaths. For example, an image from the Codex Magliabechiano depicts an elderly woman stoking the fire and tending to a sweatbath adorned with the face of Tlazolteotl, a Nahuatl goddess associated with purification and childbirth (Houston 1996:140).

Houston and colleagues (2006:118–120), using archaeological, iconographic, and ethnographic evidence, argue that consumption and intoxication played a central role in Maya healing practices. Acts such as purging or vomiting, or cleansing via sweatbathing, brought the body to extremes and then restored balance to the body by bringing it back to an “unstable midpoint” (Houston et al. 2006:118). The act of sweatbathing, a healing process in and of itself, was likely augmented by the consumption or application of medical botanicals, as is the case in modern sweatbathing traditions (Groark 1997:57). Sweatbathing increases blood flow and circulation in the body, which could, in theory, enhance the

effects of therapeutic beverages and medicines. Thus, “for the Classic Maya, as with many other people, the distinction between ‘food’ or ‘ingestibles’ and ‘medicine’ was at best flexible” (Houston et al. 2006:119).

Though not fully understood, many Classic period drinking vessels are adorned with a diverse cast of grisly, grotesque, and macabre beings known as *wahy*. Several scholars have noted how many of these beings are suggestive of disease (Grube and Nahm 1994; Helmke and Nielsen 2009; Houston and Stuart 1989), with names such as Stinking Death, Death on the Path, and Red Bile Death. Stuart (2021) suggests that these *wahy* beings may have been possessed or wielded by Maya elites to inflict harm or disease on their enemies. Helmke and Nielsen (2009), note the similarities between the *wahy* beings of the Classic period as personified diseases and the disease-causing entities invoked in medical incantations of the colonial and contemporary periods. Similarly, in the *Popol Vuh*, several of the underworld lords bear names suggestive of disease, such as Flying Scab and Gathered Blood, who are said to “sicken people in their blood,” and Pus Demon and Jaundice Demon, who are said to “swell people up until pus oozes from the skin of their legs, and the skin of their faces becomes yellow with jaundice” (Christenson 2003:115–116).

Similar to the scarcity of visual evidence for medical practices or individuals who might be considered sick or injured in the corpus of Classic Maya art, there are no depictions of dentistry or dental practices in the corpus, despite widespread evidence for such practices in the archaeological record. This evidence comes primarily from a tradition of dental modification, including filing the margins of teeth and inlaying precious stones into the anterior surfaces of teeth (Borbolla 1940; Fastlicht 1976; Fastlicht and Romero 1951; Romero 1958, 1970; Stewart 1941; Tiesler 2001; Tiesler et al. 2017). In order to set the inlays, the labial surfaces of the anterior teeth were drilled, a practice that carries significant risk for complication, chief among those being perforation of the pulp chamber which can lead to root resorption, hypercalcification, infection, or even death (Versiani et al. 2011). However, in a large study of more than 900 dentitions, Tiesler and colleagues found that less than 4 percent of observable inlay cavities breached the pulp chamber, a significant success ratio for a potentially dangerous procedure and evidence of the skill and practice possessed by those who conducted dental procedures (Tiesler et al. 2017:Table 17.1).

Beyond modified teeth, therapeutic and hygienic dental practices have been documented in the form of tooth extractions and tooth-picking. Cucina and Tiesler (2011) described an extracted molar and a toothpick groove associated with large caries in two separate individuals at Xcambo, Yucatan. Relevant to our arguments here, Schnell and Scherer (2021) have documented dental extractions of pathological teeth on a large scale in the marketplace of Piedras Negras, Guatemala, as detailed further below.

In the ethnographic literature, indigenous tooth-drawers and informal dental practitioners have been reported in markets in both Central Mexico (Schendel 1968) and Guatemala (Lee 2007). In Guatemala, itinerant tooth-drawers known as *dientéros* or *sacamuélas* provide care on an as-needed basis and to those who may be unable to travel for treatment (Hunter and Arbona 1995).

The relationship between market systems and health care extends beyond dental practices, as documented in ethnographic (Logan 1973; Napolitano and Mora Flores 2003; Nicholson and Arzeni 1993; Ticktin and Dalle 2005) and ethnohistoric (Megged 1994: 195) sources across Mesoamerica, though this association has not yet become a salient topic in studies of ancient Maya markets. For





Figure 2. Goddess O depicted aiding an ailing supernatural who is vomiting into a bowl she holds aloft. K6020 © Justin Kerr.

example, Sahagún (2012) lists physicians plying their trade alongside vendors selling their wares. Cortés (1962:87–88), in a letter to King Charles V of Spain, describes vendors selling medicinal plants in the marketplace at Tlaltelolco, and the presence of large apothecaries. Examining records of the Tlaltelolco market, Hirth (2016:Table 3.1) records 21 different herb sellers and 21 different pharmacists.

In the Maya region, the ethnohistoric literature concerning markets and trade is not quite as detailed as it is in Central Mexico (King 2015). Maya markets are mentioned by Spanish chroniclers such as Diego de Landa (Tozzer 1941), Gonzalo Fernández de Oviedo y Valdes (1851 [1535]), and Francisco Ximénez (Blom 1932:545). Fray Bartolomé de Las Casas, in his *Apologética Historia* (1958), describes the Maya highland markets of Verapaz during the colonial period. Here, the markets were located near temples, organized by the elites, presided over by a magistrate or “mayor,” and were a principal means by which individuals from all socio-economic backgrounds acquired their necessities (Las Casas 1958:353). Importantly, Las Casas also notes that merchant craftspeople both made and sold their goods in the market (Las Casas 1958:353). Feldman (1985:20–21) notes that these were the most common type of merchant and calls them “retailers.” Long-distance traders, similar to the Aztec *pochteca*, sold what they acquired on their travels in the market. According to Tokovinine and Beliaev (2013), travel was integral to the Maya market economy, in both ancient and colonial times. Such travel is reminiscent of the itinerant medical practitioners described in modern markets, and it is certainly possible that both local and traveling practitioners were present in ancient markets. However, it is highly likely that individuals also traveled to markets, especially those at major urban centers such as Piedras Negras, to seek medical care or to have specialist procedures performed.

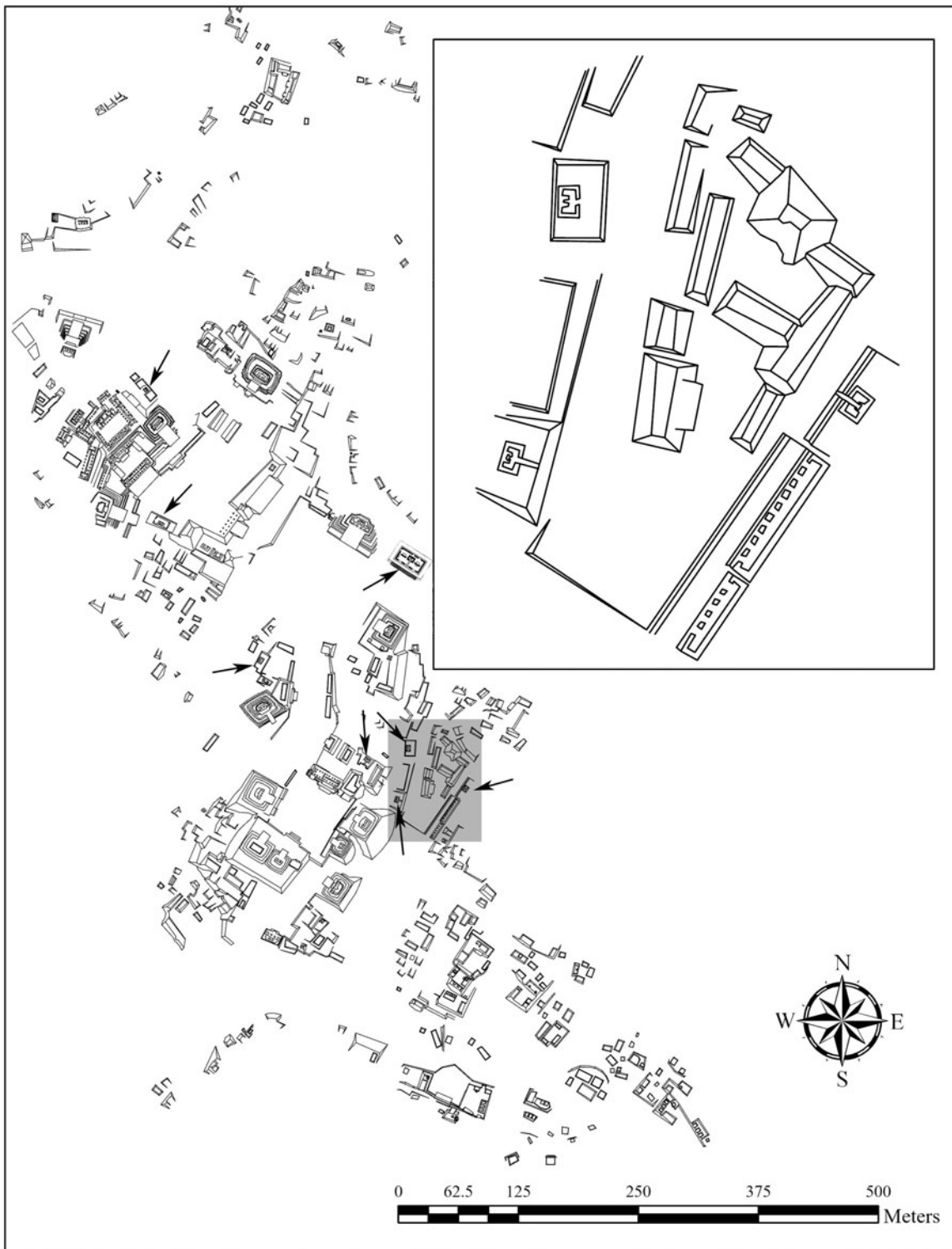
In the absence of *materia medica*, scholars have long relied on iconographic and documentary evidence to fill gaps in knowledge about ancient medical practices. Prior to our research on the tooth

extractions performed at the Piedras Negras marketplace (Schnell and Scherer 2021), no scholarship has attended to medical care in Maya marketplaces and the specific forms such practices take. Here, however, we integrate evidence from paleoethnobotanical residues with the broader archaeological context to suggest that the marketplace was both the site of exchange of medicinal goods as well as the locus of curative activities.

#### PIEDRAS NEGRAS: A CLASSIC PERIOD DYNASTIC KINGDOM

Piedras Negras (Figure 3) is located on the eastern bank of the Usumacinta River and was first populated as early as 1000 B.C. (Houston et al. 2000a, 2003). During the Late Preclassic period (ca. 250 B.C.–A.D. 350) and the beginning of the Early Classic period (ca. A.D. 350–600), Piedras Negras was a small community of perhaps a few households, living proximate to a civic ceremonial center that lacked monumental architecture (Houston et al. 2003: 220). Around A.D. 450–500, Piedras Negras’ population exploded, increasing dramatically over a short period of time. Settlement data suggest that around this time people moved from the surrounding countryside to Piedras Negras, perhaps drawn by the emergence of dynastic rule at the site (Golden and Scherer 2013; Golden et al. 2008b). During the Yaxche phase of the Late Classic period (A.D. 620–750) there was an estimated 2,000–3,000 people living within the core of the city (Nelson 2006). It was also at this time that populations began to return to the countryside. During the Chacalhaaz phase (A.D. 750–850) Piedras Negras was in a state of turmoil due to a series of rapid changes in kingship (Martin and Grube 2008:151; Proskouriakoff 1960). Around A.D. 808 the kingdom of Yaxchilan defeated Piedras Negras, and the site was ultimately abandoned one to two generations later (Golden et al. 2016).

The greater Piedras Negras region has a long history of archaeological investigations (Houston et al. 1998a, 1998b, 1999, 2000a,



**Figure 3.** Map of Piedras Negras highlighting the locations of the eight monumental sweatbaths (black arrows), as well as the Southeast Marketplace (gray overlay) within the site. See [Figure 4](#) for structure number information. Map by Tatiana Proskouriakoff, Fred Paris, and Zachary Nelson with modifications by Schnell.

2000b; Weeks et al. 2005, with more recent work focusing on the frontier and border zone between the kingdoms of Piedras Negras and its downriver rival, Yaxchilan (Arroyave et al. 2009; Golden 2003; Golden and Scherer 2011; Golden et al. 2004, 2006, 2008b;

Kingsley et al. 2010; Scherer 2007; Scherer et al. 2012, 2013; Vásquez et al. 2005) and aspects of economy (Golden et al. 2012, 2020; Roche Recinos 2021). Other work has addressed time and the meaning of chronology (Golden 2002), stone tool production

and its ideological significance (Hruby 2006; Hruby and Ware 2009), ritual practice (Child 2006a; Fitzsimmons et al. 2003), diet and subsistence (Emery 2007; Fernández et al. 2005; Parnell et al. 2001, 2002a, 2002b; Scherer 2007), population history (Nelson 2005; Scherer 2007), collapse and abandonment (Child and Golden 2008; Golden et al. 2016; Houston et al. 2001), and the very nature of Maya royal courts and the communities that surrounded them (Houston et al. 1998a). In 2016 and 2017 the Proyecto Paisaje Piedras Negras-Yaxchilan (PPPNY), under the direction of Charles Golden, Griselda Pérez Robles, Andrew Scherer, and Mónica Urquizú, renewed investigations at the site of Piedras Negras (Pérez Robles et al. 2016; Urquizú et al. 2017) to better understand the dynamism and interconnectivity of war, politics, and economy in Piedras Negras and its surrounding environs (Pérez Robles et al. 2016; Urquizú et al. 2017).

From 2016 to 2017, the PPPNY conducted excavations at various locations in and around the site core of Piedras Negras, targeting craft production areas, monumental architecture and plazas, defensive features, and smaller dwellings. Of particular interest was a series of three patios located in the southern portion of the site, an area that was also studied by prior projects (Figure 4). Based on excavations from 1997 to 2000, members of the Proyecto Arqueológico Piedras Negras (PAPN) hypothesized that this area might have served as a marketplace for the site. These excavations yielded a large and diverse artifact assemblage that was distinct from those recovered in other areas of the site, including significant quantities of production debris from lithic and bone objects, as well as prestige goods such as greenstone, shell, and quartz (Escobedo 1997; Jackson and Hruby 2001; Urquizú 1998). Consisting of 18 structures arranged around three patios, the architectural layout of this area of the site, particularly the open plazas, long-range structures, and small pyramid, is consistent with other known marketplaces in the Maya area, such as those at Buenavista del Cayo (Cap 2015b), Calakmul (Carrasco Vargas et al. 2009), and Chunchucmil (Dahlin et al. 2007).

The PPPNY specifically targeted this area of the site to test the earlier hypothesis that it served as a marketplace for the ancient urban center of Piedras Negras. Robust screening protocols were utilized, employing screens with  $\frac{1}{8}$ -inch mesh to capture the full abundance of lithic debitage and other small remains (Roche Recinos and Matsumoto 2016; Roche Recinos et al. 2017). The artifact assemblage recovered from the 29 different excavation units paralleled the diversity found during the PAPN excavations. The PPPNY excavations also revealed a distinctive stratigraphy, markedly different from the stuccoed floors of the civic-ceremonial complex as well as the known residential contexts at the site. The marketplace's stratigraphy is largely composed of a series of thin floors comprised of packed sediment and sand. The distribution and density of the artifacts recovered from these floors is suggestive of both debris captured during regular resurfacings and objects which ended up on the floor and were subsequently trampled during quotidian activities. Ceramic sequencing and radiocarbon dating (Arroyave et al. 2017; Roche Recinos 2021:Table 4.2; Urquizú and Menéndez 2016) suggest that this area of the site was used extensively over the entire Classic period (A.D. 350–900), with marketing activity peaking during the Late Classic period (A.D. 620–850).

Over the course of the PPPNY excavations, an assemblage of nearly 4,800 fragments of human and animal bone was recovered, including an unusually large quantity of human teeth which have been demonstrated to represent the remains of therapeutic dental

extractions (Schnell and Scherer 2021; Schnell et al. 2017). The large number of teeth was all the more noteworthy given that not a single burial has been discovered in the Southeast Marketplace, thus, none of the material discussed in this article could have eroded from nearby mortuary contexts.

This skeletal material was highly fragmentary and commingled amongst a distribution of artifacts which has come to characterize the marketplace (Roche Recinos 2021). These materials include lithic tools and debitage, worked and unworked shell, large quantities of ceramic sherds, stones such as quartz, greenstone, and pyrite, charred plant remains, and other human and animal bone. Analyses of the osteological material indicate that the production of bone tools such as weaving implements and ornaments, including beads and rings, was an important activity in the Southeast Marketplace.

## SWEATBATHS AND MEDICAL ACTIVITIES

Sweatbathing was widely practiced in the Americas, from the Bering Coast of Alaska in the north to El Salvador in the south (Groark 1997:6). Sweatbaths are still utilized in Maya communities in Chiapas, the Guatemalan highlands, and central Mexico (Cosminsky 1972; Groark 1997; Miller 2013). Similar in function to a Swedish sauna, Mesoamerican sweatbaths are low, small, tightly sealed independent buildings that produce steam by pouring water over fire-heated rocks to invigorate the skin (Houston 1996). Most sweatbaths in modern communities are private, often located near domestic structures and used by family groups (Fabrega and Silver 1973:188; Gossen 1999:15–17; Wauchope 1938:136). While these small, domestic sweatbaths almost certainly existed in the past, they were likely constructed from perishable materials such as wattle and daub and are thus difficult to detect archaeologically.

Monumental sweatbaths, on the other hand, have been identified at a number of ancient Maya sites, such as Cerén, Quirigua, Tikal, Xultun, and Piedras Negras (Clarke et al. 2020; Houston 1996:143). These more permanent structures are predominantly rectangular and usually made of plaster-covered limestone (Miller 2013). There are typically drains that remove water which is splashed over stones heated in a “fire box” of cut limestone to produce the steam that would be retained by a low ceiling (Sheets and Mahoney 2021). Some sweatbaths featured flues, which allowed for the regulation of temperature inside the bath while people of all ages and genders were inside (Houston 1996; Groark 1997; Sheets and Mahoney 2021). Inside, users could rest on low benches while consuming medicinal or restorative solutions (Houston 1996). More recently, Houston has called attention to the ancillary chambers of these monumental sweatbaths, replete with small, secluded rooms and sleeping benches, suggesting that these could have provided ideal auxiliary spaces for a number of uses, including child-birthing or healing practices (Stephen Houston, personal communication 2019).

Today, sweatbaths across Mesoamerica, particularly in the Maya region, are commonly used for personal hygiene, medicinal treatments, and obstetric care (Berlin and Berlin 1996:395; Cosminsky 1972; Katz 1993; Maffi 1994; McCafferty and McCafferty 2008; Miller 2013; Moedano 1977; Orellana 1987:58–59; Rode 2007:78–79; Rodríguez Rouanet 1969:57–58; Tax and Hinshaw 1969:93; Virkki 1962:79; Wagley 1949; Wilson 2007). These functions have a significant degree of temporal depth, as early colonial documents emphasize the importance of the sweatbath in both medical and birthing practices (Coto 1983; Durán 1971; Fuentes y



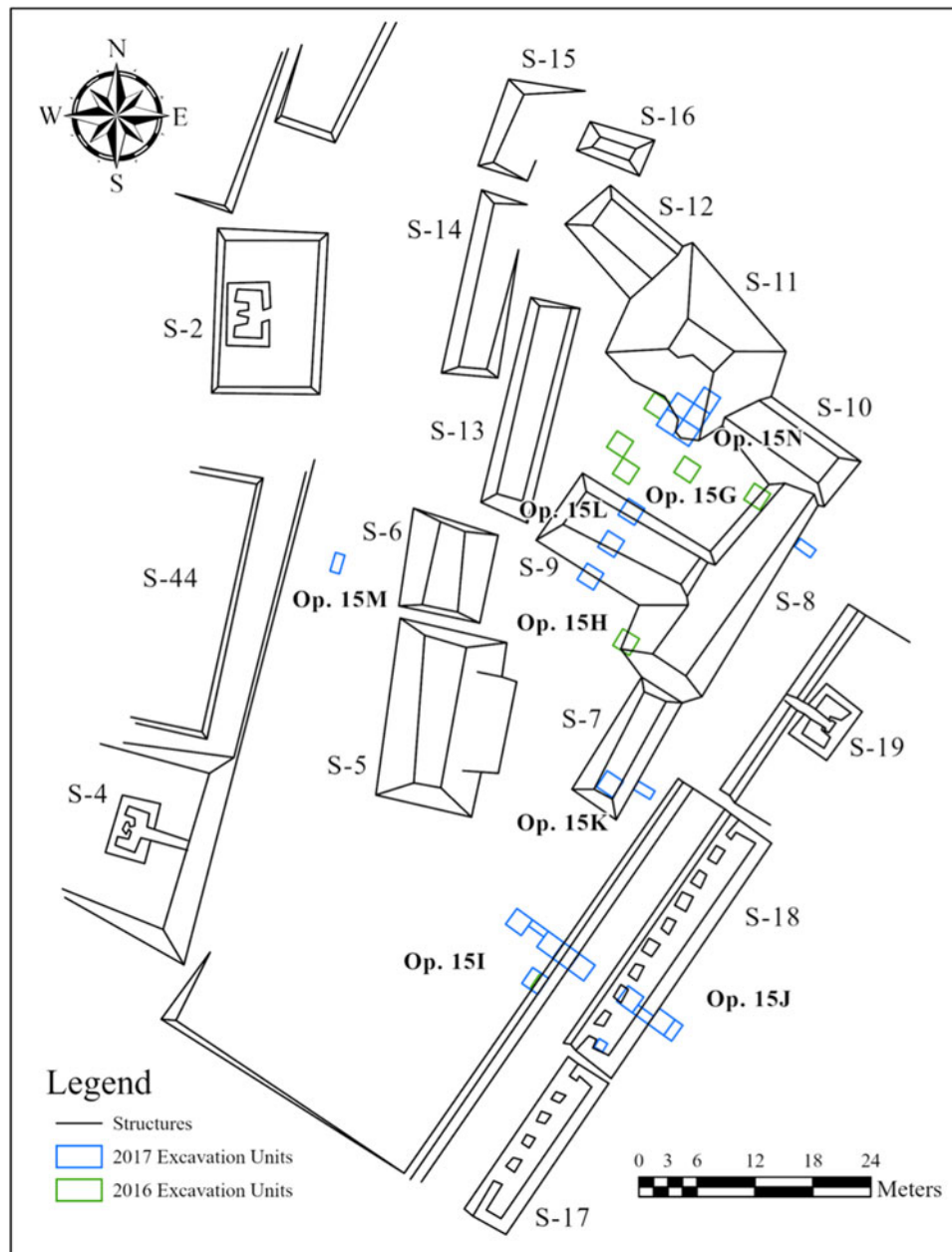


Figure 4. Map of the Southeast Marketplace with the locations of the 2016 and 2017 excavations, as well as the three monumental sweatbaths (S-2, S-4, and S-19). Map by Tatiana Proskouriakoff, Fred Paris, and Zachary Nelson with modifications by Omar Alcover Firpi and Schnell.

Guzmán 1972:91; Gage 1969:221; Sahagún 2012:191; Vázquez de Espinosa 1942:219–220). Ethnographically, sweatbaths are reported to be used to treat a wide variety of maladies, including broken bones, coughs, dermatological conditions, muscular aches, fever, stiffness, swelling, and venomous bites (Alcina Franch 1994; Clavijero 1945; Groark 1997:4; Moedano 1986; Orellana 1987: 58–60). Sweatbath healing is usually explained with respect to the hot–cold etiology of illness common across much of Mesoamerica (Child 2006a:389; Orellana 1987:35–42). It restores “warmth” to a body in disequilibrium, treating pathogenic colds and other illnesses that can be “sweated out” (Fuentes y Guzmán 1972:91; Groark 1997:15–16; Houston 1996:139; Katz 1993:2).

The use of medicinal plants is common before, during, and after the sweatbath (Alcina Franch 1994). Inside the bath, herbal branches with medicinal properties that have been soaked in water are slapped onto the skin to stimulate blood circulation and open pores (Groark 1997:16; Miller 2013; Rode 2007:79). Additionally, herbal teas may be consumed or poultices may be rubbed onto the body. Groark (1997:57) suggests that these auxiliary herbal remedies are “directed primarily toward symptom relief, while steam bathing is thought to act at the level of ultimate etiology by expelling ... the intrusive cold that is responsible for the illness.”

The site of Piedras Negras is renowned for having the largest number of monumental sweatbaths in the Maya area (Figure 3;



Child 2006a, 2006b; Cresson 1938). Of the eight known monumental sweatbaths at Piedras Negras, three are located within the Southeast Marketplace (Structures S-2, S-4, and S-19), the highest concentration of any location at the site (Figure 4). These sweatbaths are among the smaller of the Piedras Negras monumental sweatbaths, while others are more directly associated with the royal precincts of the site and presumably had more restricted access.

Architecturally, the Piedras Negras sweatbaths follow traditional Mesoamerican templates, though they are also somewhat unique in that they have large antechambers removed from the main steam room (Satterthwaite 1952:20). The concentration of three sweatbaths within the marketplace is evocative of other public bathhouses located in marketplaces and other heavily trafficked areas across Mesoamerica. For example, López de Gómara (1966) noted a public bath in the marketplace of Ocotelulco, Mexico in the sixteenth century. Vázquez de Espinosa (1942:220), writing in the early seventeenth century, emphasized the hot baths of San Bartolomé Aguas Calientes and Totonicapán in Guatemala, replete with “rooms and compartments” and famous for the healing quality of their waters.

#### BIOARCHAEOLOGICAL EVIDENCE FOR THERAPEUTIC PRACTICES IN THE MARKETPLACE

In addition to the sweatbaths in the Piedras Negras marketplace, further evidence for medical practices has recently been reported in the form of therapeutic tooth extractions (Schnell and Scherer 2021). The enormous assemblage of human and animal bone fragments recovered in the marketplace was analyzed by Schnell and Scherer (Schnell 2017; Schnell and Scherer 2021; Schnell et al. 2017), who noted a large quantity of human teeth, many of which were fractured or otherwise fragmentary. These teeth also exhibited severe pathologies, usually in the form of very extensive caries. Though there was ample evidence of bone tool production, none of the human bone, other than the teeth, displayed any evidence for possible therapeutic interventions.

The findings of that study are summarized here, but for the full analytical details, please see the corresponding publication (Schnell and Scherer 2021). When compared to the frequency of dental pathology in Piedras Negras’ general mortuary population, derived from the 127 burials which have been excavated at the site to date, it was found that the rate of caries was more than three times higher among the marketplace teeth than in the mortuary population (Schnell and Scherer 2021). Further, there was an overrepresentation of premolars and molars, the posterior teeth that are most commonly affected by dental caries (Cucina et al. 2011; Lanfranco and Eggers 2012; Whittington 1999), when compared with the distribution of teeth by type in the mortuary population of the site (Schnell and Scherer 2021). Additionally, the degree of dental wear was found to be significantly less among molars in the marketplace sample than molars in the mortuary population. While dental attrition is multifactorial, Schnell and Scherer argued that, given the other lines of evidence, the most salient explanation of this pattern is that the marketplace teeth have a younger “age at death” profile than the mortuary population teeth. That is, the marketplace teeth were in use for shorter periods of time (because they were intentionally removed) than those teeth which entered the archaeological record following the death of their owners. Moreover, the fracture patterns in the marketplace teeth were found to be consistent with perimortem trauma indicative of

exodontia and damage to teeth weakened by caries (Schnell and Scherer 2021).

Taken together, Schnell and Scherer use these lines of evidence to conclude that the marketplace teeth likely were extracted, not for ritual or sacrificial purposes, as has been observed in other contexts in the Maya region (Chase and Chase 1994, 1998; Pendergast et al. 1968; Saul and Hammond 1974; Scherer 2015; Shelton et al. 2015; Song et al. 1994), but for what we might consider medical or therapeutic motivations as a means to alleviate pain associated with dental maladies such as caries and abscesses. This is one of the first documented cases of oral care on a large scale in the Maya region and emphasizes the degree to which medical practices were as much a part of marketplace activities at Piedras Negras as production and exchange.

#### BOTANICAL ELEMENTS OF MEDICAL PRACTICE IN THE SOUTHEAST MARKETPLACE

To pursue questions related to foodways and ethnoecological relationships in the marketplace, the 2016 and 2017 PPPNY excavations also included sampling strategies to collect botanical remains, analyzed by Morell-Hart and Watson (Morell-Hart and González Córdova 2017; Morell-Hart et al. 2018). Project members across the site gathered 10 L pinch flotation samples (45 in total), pairing these samples with 45 small 200 g sediment samples from the same lots (Morell-Hart 2019). These samples came from a variety of contexts, including households, locations adjacent to monumental architecture, in plazas and patios, and near defensive walls. Microscopic residue samples were also extracted from 34 artifacts and 14 human teeth, most of which came from the marketplace excavations. Targeted plant residues included seeds and wood charcoal recovered from macrobotanical samples using a modified SMAP (Shell Mound Archaeological Project) machine for flotation, and microbotanical remains such as phytoliths and starch grains recovered from artifacts and human teeth. This is the first publication of the botanical data from the Southeast Marketplace at Piedras Negras and thus is explored in greater detail than the architectural and bioarchaeological evidence previously described.

#### Microbotanical Analysis

To gather microbotanical residues, we extracted samples from a variety of human teeth and artifacts recovered in the Southeast Marketplace (Table 1). The artifacts and teeth were selected on-site during excavations, and immediately bagged when possible to avoid contamination. Analysis of residues collected from artifacts is still ongoing and here we present only the results of plant remains collected from teeth. We targeted human teeth with larger caries and cavities, as these would likely hold more plant material.

During microbotanical residue extractions, three washes were collected from each targeted artifact or tooth, the third wash using a LaBelle 30kHz sonicating device (Morell-Hart and González Córdova 2017; Morell-Hart et al. 2018). The first dry wash (DW) was taken to identify material in the surrounding matrix and track potential contamination; the second wet wash (WW) to track movement of material between the tooth and surrounding sediments; and the third sonicating wash (SW) to recover residues most closely associated with tooth use. Ideally, the first and third washes identify material uniquely related to surrounding matrix and tooth use

Table 1. Microbotanical remains from the marketplace area, recovered from human teeth ( $n = 7$  teeth).

Marketplace Location and Tooth	Taxon	Contemporary Documented Medicinal Use	Specimen	Count
<b>PN-15-I-10-04</b>				<b>10 total</b>
(left third maxillary molar)	Asteraceae sp.	Oral; dental; respiratory; sinus; muscular-skeletal; circulatory; gastrointestinal; reproductive	Phytolith	1
	Pinaceae sp.	Dental; respiratory; parasites	Pollen	1
	UNKN fiber		Fiber	1
	UNKN starch		Starch	4
	UNKN wood	(Various)	Phytolith	1
	<i>Zea mays</i>		Starch	2
<b>PN-15-I-12-04</b>				<b>7 total</b>
(left maxillary premolar)	cf. <i>Zea mays</i>		Starch	1
	Fabaceae sp.	Blood; parasites	Starch	1
	UNKN fiber		Fiber	1
	UNKN starch		Starch	1
	UNKN starch A		Starch	1
	UNKN starch B		Starch	1
	UNKN wood	(Various)	Phytolith	1
<b>PN-15-I-12-05</b>				<b>5 total</b>
(right first maxillary premolar)	<i>Phaseolus</i> sp.		Starch	1
	UNKN starch		Starch	1
	UNKN tissue		Tissue	1
	UNKN wood	(Various)	Phytolith	1
	<i>Zea mays</i>		Starch	1
<b>PN-15-I-12-09</b>				<b>2 total</b>
(left maxillary canine)	UNKN starch		Starch	1
	UNKN wood	(Various)	Phytolith	1
<b>PN-15-I-13-05</b>				<b>5 total</b>
(left first mandibular incisor)	cf. <i>Manihot esculenta</i>		Starch	1
	cf. <i>Zea mays</i>		Starch	1
	Pinaceae sp.	Dental; respiratory; parasites	Pollen	1
	UNKN starch		Starch	2
<b>PN-15-K-01-05</b>				<b>8 total</b>
(left first mandibular premolar)	cf. Poaceae sp.		Starch	1
	cf. <i>Zea mays</i>		Starch	1
	UNKN fiber		Fiber	1
	UNKN phyto 203		Phytolith	1
	UNKN starch		Starch	1
	UNKN wood	(Various)	Phytolith	1
	<i>Zea mays</i>		Starch	2
<b>PN-15-K-01-14</b>				<b>2 total</b>
(left third mandibular molar)	UNKN starch		Starch	1
	UNKN starch 100		Starch	1

**Notes:**

PN-15-I-10: Interior of the marketplace area, just to the south of Structure 7; series of surfaces, gravels, sand, and eroded stucco

PN-15-I-12: Interior of the marketplace area, just to the south of Structure 7; series of surfaces, gravels, sand, and eroded stucco

PN-15-I-13: Interior of the marketplace area; located on edge of Structure 18

PN-15-K-01: Interior of large Structure 07 in S-group plaza area; series of platform phases noted stretching from Late Classic in upper lots to Early Classic in middle lots and Late Formative in lowest lots.

(respectively), while the second wash tracks the movement of material between the artifact and surrounding sediments.

To date, we have had high success with recovering and identifying botanical residues from all classes of human teeth (incisors, canines, premolars, and molars). For example, we recovered phytoliths from the sunflower family (Asteraceae) and maize starch grains from a left maxillary third molar (Figure 5). Plants in the Asteraceae

family are commonly used for a wide array of maladies, including toothaches, though this will be explored in greater detail further on. We also recovered pine family pollen grains (Pinaceae) from two of the discarded marketplace teeth (Figure 6). Pine resin is not known to have been consumed by the Classic period Maya, but there is reason to suggest that pine family resins may have been used to treat tooth ailments, as we explore below.




Figure 5. Microbotanical residues. (a) Phytolith from the sunflower family (Asteraceae); (b) starch grains from flint or dent-type maize (*Zea mays*), recovered from (c) a left maxillary third molar (PN-15-I-10-04). Images by Morell-Hart.

Importantly, this pollen was not recovered from the surrounding sediments nor anywhere else on site, suggesting it was not grown in the immediate environs of Piedras Negras. Since the pine family pollen was found only in the sonicated wash of the teeth, it thus appears to be residue specific to some type of consumption or some direct application to the teeth themselves.

Finally, we were able to recover non-diagnostic arboreal phytoliths from a right maxillary tooth (Figure 7). These phytoliths are associated with woody species and are perhaps related to someone trying to dig out material from the cavities with a small wooden implement. Cucina and Tiesler (2011) describe clear evidence for toothpick use associated with a large caries in at least one individual from Xcambo, Yucatan. Alternatively, the phytoliths may be residues of chewing sticks used for general dental hygiene, or perhaps a bark mixture chewed for toothache or canker sores (Atran et al. 2004:109). For example, today in Belize, Balick and Arvigo (2015:436) report that the stem of *Gouania lupoloides*

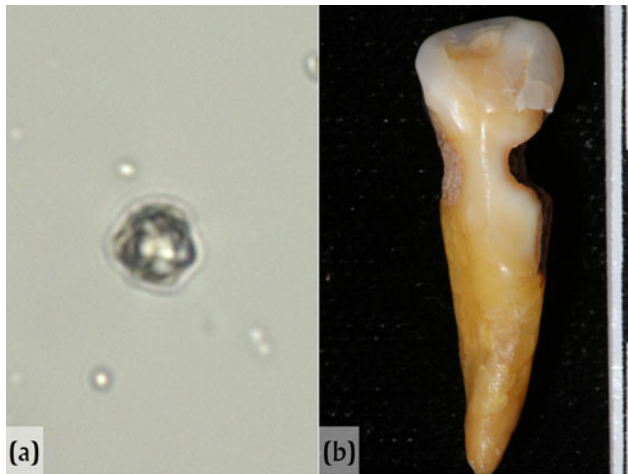
(Jamaican chew-stick) was “drawn between the teeth to cleanse them and give a pleasant persistent taste.” Nevertheless, nondiagnostic woody phytoliths also appear in almost every microbotanical residue sample, probably due to the ubiquity of wood ash on living surfaces, tools, in food, and even in the air.

#### Carpological Analysis

The 10 L flotation samples were processed on-site at the PPPNY field laboratory to gather carbonized macrobotanical remains from the collected soil samples. Following Pearsall’s (2015) guidelines, the soil samples were immersed in water and a deflocculant containing sodium hexametaphosphate, then agitated to release the botanical remains from the soil. Through this process, the flotation machine operators were able to collect the botanical remains that floated to the top of the SMAP machine. Upon completion of this process, the remaining heavier fraction was removed from the



Figure 6. Microbotanical residues. (a) Pollen grain from the pine family (Pinaceae) recovered from (b) a left first mandibular incisor (PN-15-I-13-05). This tooth also yielded adhering damaged starch grains from (c) cf. manioc (*Manihot*) and (d) cf. maize (*Zea mays*). (a, c–d) Images by Morell-Hart; (b) photograph by Scherer.



**Figure 7.** Microbotanical residues. (a) Example of a non-diagnostic arboreal (woody species) phytolith (5 μm in diameter) recovered from (b) a left maxillary canine (PN-15-I-12-09). (a) Image by Morell-Hart; (b) photograph by Scherer.

interior screen of the machine. The light fraction and heavy fraction of each sample were then sorted and analyzed on-site as well as at the McMaster Paleoethnobotanical Research Facility (MPERF). Wood charcoal from these fractions was sent to Lydie Dussol at the CEPAM laboratory (Nice, France) for identification using methods further detailed below.

In the Southeast Marketplace we identified macrobotanical remains of foodstuffs such as maize, bean, quinoa, amaranth, and possibly tomato. These findings align well with evidence from the Chiik Nahb murals from Calakmul, which indicate that the market there was both a place for the exchange of foodstuffs (including maize and beans) as well as the consumption of prepared foods such as *atole* (Martin 2012). We also identified seed remains from a surprisingly high number of plants with recorded medical uses (Table 2). Evening primrose (*Oenothera laciniata*), tree seaside tansy (*Borrchia arborescens*), trumpet tree (*Cecropia peltata*), Jamaican pepper (*Piper hispidum*), nance (*Byrsonima crassifolia*), creeping false holly (*Jaltomata procumbens*), cactus family species (Cactaceae spp.), and sunflower family species (Asteraceae spp.) all emerged from the 10 L flotation samples (Figure 8). Some of these recovered species have multiple uses and can be utilized as a source of both food and medicine, as we detail further below. Nevertheless, in conjunction with the evidence for extracted teeth and the concentration of sweatbaths in the Southeast Marketplace, we suggest that these plants may have been exchanged, prepared, and/or consumed as part of broader curative measures in the market.

#### Anthracological Analysis

Apart from seed remains, the flotation samples also yielded relatively high quantities of carbonized wood fragments, with a total of 1348 charcoal pieces over 4 mm in size from 51 samples, and an average of 2.5 pieces per liter of sediment in the flotation samples. This charcoal can originate from diverse activities related to fire that probably unfolded in the marketplace, such as cooking, boiling water, seed-roasting, toasting medicinal plants, heating stones, burning incense, or simply lighting with torches and fires. Wood charcoal may also have been part of the goods sold in the market for domestic fuel consumption (Dussol et al. 2021).

The carbonized wood was identified at the CEPAM laboratory using a reference collection of modern Central American wood (Dussol et al. 2017), literature on wood anatomy (e.g., Détiéne and Jacquet 1983; Metcalfe and Chalk 1957) and the online database InsideWood (InsideWood 2004; Wheeler 2011). Of the rich set of wood taxa that were identified, many are valued firewood both in contemporary communities (e.g., Atran et al. 2004; Balick and Arvigo 2015) and in precolonial Maya cities (e.g., Lentz et al. 2012; Thompson et al. 2015). The most frequent taxa recovered from the Piedras Negras marketplace, in terms of both ubiquity and overall quantity, are goncalo alves (*Astronium* sp.) and craboo (*Byrsonima* sp.), two highly popular fuel woods according to the ethnographic record. Other common fuel woods in the marketplace assemblage include sapote (Sapotaceae spp.), Lauraceae spp., guayabillo (*Eugenia* sp. and/or *Psidium* sp.), Sapindaceae (*Cupania* and/or *Matayba*), and legume trees (Fabaceae) (*Lonchocarpus* sp., *Piscidia* sp., *Swartzia* sp., and *Diphysa* sp.).

These taxa, as well as many others in the marketplace assemblage (Table 3), are species with curative properties, such as tzol (*Cupania belizensis*), guachipilin (*Diphysa americana*), palo gusano (*Lonchocarpus hondurensis*), cojon (*Tabernaemontana* spp.), elemuy (*Mosannonna depressa*), hueso blanco (*Drypetes brownie*), guaracho (*Semialarium mexicanum*), matapalo (*Clusia flava*), breadnut (*Brosimum alicastrum*), sapodilla (*Manilkara zapota*), guayabillo (*Myrcianthes fragrans*), and palo de hormigas (*Alvaradoa amorphoides*). Of particular significance, concentrations of balsam (*Myroxylon balsamum*) charcoal have been identified in Late Classic occupation levels (PN 15I-15-8, 15I-12-9, and 15J-28-5) adjacent to Structure S-18. The fragrant resinous bark of balsam is a well-known curative ingredient that has been widely used both in medicinal decoctions and as incense to drive away evil spirits (Balick and Arvigo 2015).

Another noteworthy finding is the identification of a few specimens of pine (*Pinus* sp.) charcoal in an Early Classic level associated with the earliest phases of the marketplace, a tree that does not grow in the closed canopy tropical forests of the lowlands. There exists plenty of archaeological evidence to suggest that pine wood and charcoal likely circulated widely throughout the Maya area (e.g., Dussol et al. 2016, 2021; Lentz et al. 2005, 2014, 2015). However, we lack a clear understanding of their probable trade routes and the extent to which their exchange and consumption changed across different political and economic contexts. The presence of pine in this marketplace reinforces the view that pine was a trade good among the Maya as early as the Early Classic period. It also adds an argument to the care functions of the marketplace, as its resinous bark and wood are valued in a variety of healing processes and sacred ceremonies (Balick and Arvigo 2015).

Fire was indeed likely a central component of the curative process, whether for the preparation of plant decoctions and powders, for the ritual burning of aromatic woods and plants, or simply to light the fires which heated the stones used to generate steam in the monumental sweatbaths.

#### MEDICINAL PLANTS AND TREATMENTS

In the ethnographic and ethnohistoric literature of contemporary Southeastern Mesoamerica, medicinal plants are prepared and used in a wide variety of ways (Lentz 1986, 1993; Lentz et al. 1998; Nelson Sutherland 1986; Standley and Steyermark 1946). Whole plants or constituent parts may be applied directly or transformed into special concoctions by boiling, mashing, burning,



Table 2. Carpological remains from the marketplace area ( $n = 9$  flotation samples).

Location	Taxon	Contemporary Documented Medicinal Use	Specimen	Count
<b>PN-15-I-12-02</b>				<b>38 total</b>
	<i>Borrichia arborescens</i>	Respiratory; muscular-skeletal	Seed	24
	Chenopodiaceae sp.	Parasites; wounds; infections	Seed	1
	<i>Hylocereus</i> sp.		Seed	1
	<i>Jaltomata procumbens</i>	Gastrointestinal; fever; ocular; neurological	Seed	3
	<i>Oenothera laciniata</i>	Inflammations; diabetes; infections	Seed	1
	<i>Panicum</i> sp.		Seed	1
	Poaceae sp.		Seed	7
<b>PN-15-I-12-03</b>				<b>8 total</b>
	<i>Amaranthus</i> sp.		Seed	1
	<i>Borrichia aborescens</i>	Respiratory; body aches	Seed	3
	Cactaceae sp.		Seed	2
	<i>Cecropia peltata</i>	Oral; chills; fatigue; gastrointestinal; arthritis; childbirth; insomnia; neurological	Seed	1
	<i>Zea mays</i>		Seed	1
<b>PN-15-I-12-04</b>				<b>2 total</b>
	<i>Borrichia aborescens</i>	Respiratory; body aches	Seed	1
	<i>Zea mays</i>		Cupule	1
<b>PN-15-J-28-04</b>				<b>12 total</b>
	<i>Borrichia aborescens</i>	Respiratory; body aches	Seed	3
	<i>Piper hispidium</i>	Respiratory; muscular-skeletal; gastrointestinal; infections; urinary; insect and snake bites	Seed	7
	Poaceae sp.		Seed	1
	<i>Zea mays</i>		Cupule	1
<b>PN-15-K-01-03</b>				<b>1 total</b>
	Asteraceae sp.	Oral; dental; respiratory; sinus; muscular-skeletal; circulatory; gastrointestinal; reproductive	Seed	1
<b>PN-15-K-01-04</b>				<b>10 total</b>
	Asteraceae sp.	Oral; dental; respiratory; sinus; muscular-skeletal; circulatory; gastrointestinal; reproductive	Seed	2
	<i>Byrsonima crassifolia</i>	Oral; dental; respiratory; dermatological; snake bites	Seed	4
	<i>Phaseolus</i> sp.		Seed	2
	<i>Zea mays</i>		Cupule	2
<b>PN-15-K-01-07</b>				<b>6 total</b>
	Asteraceae sp.	Oral; dental; respiratory; sinus; muscular-skeletal; circulatory; gastrointestinal; reproductive	Seed	1
	<i>Byrsonima crassifolia</i>	Oral; dental; respiratory; dermatological; snake bites	Seed	4
	<i>Oenothera</i> sp.	Inflammations; diabetes; infections	Seed	1
<b>PN-15-K-01-13</b>				<b>2 total</b>
	Arecaceae sp.		Endocarp	1
	<i>Byrsonima crassifolia</i>	Oral; dental; respiratory; dermatological; snake bites	Seed	1
<b>PN-15-K-01-14</b>				<b>1 total</b>
	<i>Galinsoga parviflora</i>	Dermatological; wounds	Seed	1

*Notes:*

PN-15-I-12: Interior of the marketplace area, just to the south of Structure 7; series of surfaces, gravels, sand, and eroded stucco

PN-15-J-28: Adjacent and back side of Structure 18 (unknown use) in S-group plaza area

PN-15-K-01: Interior of large Structure 07 in S-group plaza area; series of platform phases noted stretching from Late Classic in upper lots to Early Classic in middle lots and Late Formative in lowest lots.

grating, and grinding; teas or infusions may be prepared from flowers, leaves and bark; and resins and latex may be extracted from a variety of plants and trees.

Various economic tree and plant species are planted and tended in contemporary Maya communities, including many with medical

uses recorded in ethnographic research (Abramiuk et al. 2011; Anderson 1995; Atran et al. 2004; Avilez-López et al. 2020; Balick and Arvigo 2015; Barrera Marín et al. 1976; Berlin et al. 1974; Blanco and Thiagarajan 2017; Breedlove and Laughlin 1993a, 1993b; Casagrande 2002; Castañeda Medinilla and




Figure 8. Archaeological seeds and pericarps: (a) *Hylocereus* sp. from PN-15-I-12-02; (b) *Cecropia peltata* from PN-15-I-12-03; (c) *Jaltoma procumbens* from PN-15-I-12-02; (d) *Oenothera laciniata* from PN-15-I-12-02; (e) *Borrichia arborescens* from PN-15-I-12-3; (f) *Piper hispidum* from PN-15-J-28-04; (g) *Byrsonima crassifolia* from PN-15-K-01-04; (h) Asteraceae sp. from PN-15-I-12-04. Each mark of scale = 1 mm. Photographs by Watson.

Aceituno de García 1978; Cook 2016; Hanks 1990; Kashanipour and McGee 2004; Kufer et al. 2005; Pérez-Nicolás et al. 2017; Redfield 1950; Thiel and Quinlan 2020; Walshe-Roussel et al. 2019). In some cases, the Maya even set aside parts of the forest as reserves that included medicinal plants (Anderson 1995:141).

Medicinal plants and food plants, of course, are not mutually exclusive categories. While some medicinal plants were consumed for their healing properties, others were incorporated into medicines as part of the preparation process (Ankli et al. 1999:147). Moreover, in books of incantations, such as the *Ritual of the Bacabs* (Roys 1965), some plants are merely cited—called upon for their spiritual properties, even in cases where the plant itself was not physically used in the ceremony or healing practice. Many medicinal plants also had diverse healing properties. Several of the identified plant species recovered from the Southeast Marketplace have been recorded with multiple medical uses based on ethnohistoric and ethnographic reports.

Fisherman's tobacco (*Borrichia arborescens*; Asteraceae), recovered in the form of several charred seeds from the interior of the market area and adjacent to Structure S-18 (Table 2), is a source of medicine and food currently found in Southern Florida, the Yucatan Peninsula, Belize, and the West Indies (Lentz and Dickau 2005:244; Nash and Williams 1976:215; Setzer et al. 2015:11). The species may also correspond to the single sunflower family (Asteraceae) phytolith recovered from residues on a human maxillary molar (Table 1). The *B. arborescens* shrub grows on rocky beaches, dunes, or areas bordering mangrove swamps

(Collantes-Chávez-Costa et al. 2019:143; Flores-Olvera et al. 2016:Table 17.1; Nash and Williams 1976:215). Its leaves are made into a tea used to treat whooping cough, back pain, and colds in the Exumas; decoctions are used to relieve colds, coughs, and back pain in the Bahamas; and the plant is used as a treatment for influenza in Barbados (Cohall and Carrington 2012:Table 2; Eldridge 1975:325; Setzer et al. 2015:11).

Nance (*Byrsonima crassifolia*; Malpighiaceae) also has a wide variety of different usages. This tree grows as far north as Florida and as far south as Brazil (Maldonado-Peralta et al. 2016) and is found in the countries of Trinidad, St. Martin, and Puerto Rico (Rivero-Cruz et al. 2009:156). Its fruits are edible (Maldonado-Peralta et al. 2016; Martínez-Vásquez et al. 1999:79; Oliveira et al. 2017:134) and even can be fermented to make *chicha* (Lentz and Dickau 2005:128). Its wood is used for fuel, construction, and charcoal (Breedlove and Laughlin 1993b:418; Laughlin 1975:248). Extracts from this tree's wood and bark are used to create dyes and can also be used as treatment for diarrhea (Balick and Arvigo 2015:112; Geck et al. 2020:Table 3; Lentz and Dickau 2005:128), coughs, skin infections, snake bites (Rastrelli et al. 1997:647; Rivero-Cruz et al. 2009:156), and dysentery (Breedlove and Laughlin 1993b:436; Laughlin 1975:248; Muñiz Ramirez et al. 2013:27). Nance is also recorded as a treatment for loose teeth, toothaches, and a means to improve overall oral hygiene (Breedlove and Laughlin 1993b:439; Lentz and Dickau 2005:128; Muñiz Ramirez et al. 2013:27; Rivero-Cruz et al. 2009:156). Tzotzil people treat loose teeth by brewing nance bark

Table 3. Anthracological remains from across the marketplace area. Bold counts are the total of all entries of the Family.

Family and Taxon	Contemporary Documented Medicinal Use	Common Name	Count
<b>ANACARDIACEAE</b>			<b>306</b>
cf. <i>Astronium</i> sp.	<i>A. graveolens</i> : dermatological	Goncalo alves	306
<b>ANNONACEAE</b>		Annona family	<b>47</b>
cf. <i>Mosannonna</i> sp.	<i>M. depressa</i> : diuretic	Elemuy	2
<i>Cymbopetalum/Duguetia</i> (UNKNOWN)			44
<b>APOCYNACEAE</b>			<b>2</b>
cf. <i>Tabernaemontana</i> sp.	Parasite; dermatological; infection; hernia	Cojon	2
<b>cf. APOCYNACEAE</b>	Parasite; dermatological; infection; hernia		<b>9</b>
cf. <i>Tabernaemontana</i> sp. (UNKNOWN)		Cojon	1
<b>APOCYNACEAE/</b>			<b>8</b>
<b>SALICACEAE</b>			<b>1</b>
(UNKNOWN)			1
<b>ARALIACEAE</b>			<b>3</b>
<i>Dendropanax/Oreopanax/</i> <i>Schefflera</i>		Mano de leon	3
<b>cf. ARALIACEAE</b>			<b>1</b>
(UNKNOWN)			1
<b>ARECACEAE</b>		Palm family	<b>4</b>
(UNKNOWN)			1
<b>cf. ARECACEAE</b>			<b>1</b>
(UNKNOWN)			4
<b>CALOPHYLLACEAE</b>			<b>1</b>
<i>Calophyllum</i> sp.		Santa Maria	1
<b>CELASTRACEAE</b>			<b>65</b>
cf. <i>Maytenus</i> sp.			60
<i>Semialarium mexicanum</i>		Guaracho	5
<b>cf. CONVOLVULACEAE</b>			<b>1</b>
(UNKNOWN)			1
<b>CLUSIACEAE</b>			<b>24</b>
<i>Clusia</i> sp.	<i>C. flava</i> : cicatrization, dental; protruding navel	Matapalo	24
<b>COMBRETACEAE</b>			<b>6</b>
<i>Bucida</i> sp.	<i>B. buceras</i> : dermatological	Pukte	1
<i>Combretum</i> sp.			5
<b>EUPHORBIACEAE</b>			<b>4</b>
cf. <i>Gymanthes lucida</i> ( <i>Adelia/Sebastiania</i> )		Pij	4
<b>FABACEAE</b>			<b>119</b>
cf. <i>Zygia</i> sp.		Xchook che	4
<i>Diphysa</i> sp.	<i>D. americana</i> : antibacterial; antifungal; sinus; respiratory; gastrointestinal; spiritual	Guachipilin	6
<i>Lonchocarpus/Piscidia</i>	<i>P. piscipula</i> : dental, dermatological; <i>L. hondurensis</i> : respiratory; sinus; gastrointestinal	Balche/Habin	34
<i>Myroxylon</i> cf. <i>balsamum</i>	incense/healing smoke (various); arthritis; rheumatism; infection; muscular-skeletal;	Balsam	42
	body aches; circulatory; dermatological		
<i>Swartzia</i> sp.	<i>S. cubensis</i> : gonorrhea	Sangre de toro, sosolche	33
<b>LAURACEAE</b>		Avocado family	<b>237</b>
cf. <i>Beilschmiedia</i> sp. (UNKNOWN)			69
<b>cf. LAURACEAE</b>			<b>131</b>
(UNKNOWN)			131
<b>MALPIGHIACEAE</b>			<b>125</b>
<i>Byrsonima</i> sp.	<i>B. crassifolia</i> : oral; dental; respiratory; dermatological; snake bites	Craboo	125
<b>cf. MALPIGHIACEAE</b>			<b>2</b>
cf. <i>Byrsonima</i> sp.		Craboo	2
<b>MONOCOTYLEDONS</b>			<b>5</b>
(UNKNOWN)			5
<b>MORACEAE</b>			<b>5</b>
<i>Brosimum</i> sp.	<i>B. alicastrum</i> : lactation; arthritis; rheumatism; respiratory; dental; parasite	Breadnut	3
cf. <i>Ficus</i> /cf. <i>Maclura</i>	<i>Ficus</i> spp.: arthritis; rheumatism	Ficus/Fustic tree	1
cf. <i>Maclura tinctoria</i>		Fustic tree	1
<b>MYRTACEAE</b>			<b>35</b>
<i>Eugenia/Myrcaria/Psidium</i>	<i>Eugenia</i> spp.: headache; <i>P. guajava</i> : antibacterial; antifungal; dermatological	Guayabillo/ Guayava	35

Table 3. Continued

Family and Taxon	Contemporary Documented Medicinal Use	Common Name	Count
<b>cf. MYRTACEAE</b>			<b>1</b>
<i>cf. Myrcianthes fragrans</i>		Guayabillo	1
<b>PHYLLANTHACEAE</b>			<b>5</b>
<i>Astrocasia/Phyllanthus</i>		Cahyuc	5
<b>PICRAMNIACEAE</b>			<b>2</b>
<i>Alvaradoa cf. amorphoides</i>	Dermatological; urinary; circulatory; respiratory	Palo de hormigas	2
<b>PINACEAE</b>			<b>2</b>
<i>Pinus sp.</i>		Pine	2
<b>POLYGONACEAE</b>			<b>4</b>
<i>Gymnopodium cf. floribundum</i>		Dzidzilche	4
<b>PUTRANJIVACEAE</b>			<b>19</b>
<i>Drypetes sp.</i>	Dermatological; fungus	Hueso blanco	19
<b>RUBIACEAE</b>			<b>3</b>
<i>Alibertia edulis</i> type		Guayabillo	1
<i>Randia armata</i> type		Tintache	2
<b>cf. RUTACEAE</b>			<b>2</b>
<i>Zanthoxylum sp.</i>		Lagarto	2
<b>SAPINDACEAE</b>			<b>20</b>
<i>Cupania/Matayba</i> type 1	<i>M. oppositifolia</i> : snakebite; <i>C. belizensis</i> : gastrointestinal; muscular-skeletal; dermatological; infections; fever	Tzol/Guayo	7
<i>Cupania/Matayba</i> type 2	<i>M. oppositifolia</i> : snakebite; <i>C. belizensis</i> : gastrointestinal; muscular-skeletal; dermatological; infections; fever	Tzol/Guayo	6
<i>Exothea/Thouinia</i>		Wayam cox/ Canchunup	7
<b>SAPOTACEAE</b>			<b>80</b>
<i>Manilkara/Sideroxylon</i>	<i>M. zapota</i> : gastrointestinal; dental; circulatory; muscular-skeletal	Sapodilla/Sapote	18
<i>Pouteria/Chrysophyllum</i>	<i>Chrysophyllum</i> spp.: diarrhea; lactation	Sapote	36
<b>cf. VOCHYSIACEAE</b>			<b>11</b>
<i>cf. Vochysia guatemalensis</i>			11
<b>Total—identified charcoal</b>			<b>1,283</b>
<b>Unidentified charcoal</b>			<b>33</b>
<b>Total—analyzed charcoal specimens</b>			<b>1,316</b>

and holding it in their mouths, or they simply chew the bark raw (Laughlin 1975:248). *Byrsonima crassifolia* was recovered in the form of several charred seeds from the interior of Structure S-7 in the market area (Table 2), as well as 125 wood fragments from across the marketplace area (Table 3).

Trumpet tree (*Cecropia peltata*; Cecropiaceae) currently grows as far north as Mexico and as far south as Brazil (Fleming and Williams 1990:163; Nayak 2006:20), and this medium-sized tree of the Lowlands can be found in open fields (Michel et al. 2007: Table 1). The taxon was recovered solely in the form of a single charred seed from the market area (Table 2). Trumpet tree can be used to treat a wide variety of skin ailments ranging from ringworm to infections (Balick and Arvigo 2015:495–497). Furthermore, it has been recorded as a treatment for chills, fatigue (Kashanipour and McGee 2004:55), diarrhea, and arthritis, and it can be used as a mouthwash to manage bad breath (Balick and Arvigo 2015: 495–497). Lacandon Maya soak crushed *Cecropia peltata* leaves in cool water, then ingest the mixture in small doses to treat chills and fatigue (Kashanipour and McGee 2004:55). The Q'eqchi' use the leaves from the trumpet tree to help expel placentas, lower wombs, and to treat insomnia and nerves (Michel et al. 2007:Table 1).

Creeping false holly (*Jaltomata procumbens*; Solanaceae) is a herb found in thickets or forests in the Southwestern United States

through Panama (Lentz and Dickau 2005:217). The leaves can be ingested as a potherb and as a remedy for stomach aches and bowel pains, and its fruit is edible (Breedlove and Laughlin 1993a:218; Cagnato 2018:184; Lentz and Dickau 2005:217). In Colombia, this species is used as a diuretic and as means to treat fevers (Gyllenhaal et al. 1986:Table 1). This species was recorded by Martín de la Cruz in the Cruz-Badiano Codex, an indigenous-authored manuscript and the earliest surviving book of medicine written in the Americas (Chavarría and Espinosa 2019:17). In the Cruz-Badiano Codex, it is recorded that a distillate of *Jaltomata procumbens* roots can be used to treat eyes that are being affected by an illness (Chavarría and Espinosa 2019:17). Creeping false holly is currently used as a treatment for ulcers, bilis, diarrhea, and nerves in Mexico (Chavarría and Espinosa 2019:17). This taxon was recovered in the form of several charred seeds, from only one location in the marketplace area (Table 2).

Jamaican pepper (*Piper hispidum*; Piperaceae), recovered solely from beside Structure S-18 in the form of seven charred seeds (Table 2), is a common shrub that grows in the American tropics in secondary growth and along streambanks of seasonal evergreen forests (Breedlove and Laughlin 1993a:159). The flowers, leaves, roots, and stems are utilized in medical and healing practices (Choco et al. 2018:Table 1; Lentz and Dickau 2005:51). The



black pepper family (Piperaceae) is full of species that are used by Maya people to cure a variety of ailments. Piperaceae species are used to treat the disorders that affect the muscular-skeletal system, digestive system, infections, genitourinary system, and cellular tissue (Blanco and Thiagarajan 2017:Table 1; Geck et al. 2020:Table 3; Lentz and Dickau 2005:51). Tea made from the leaves of *Piper hispidum* can be consumed to treat constipation and urinary stoppage (Breedlove and Laughlin 1993a:159), and the unprocessed leaves and flowers are used to treat insect and snake bites and it can be used as a skin cleanser (Lentz and Dickau 2005:51; Lentz et al. 1998:Table 1). *Piper hispidum* can also treat muscle pain, coughing, and general ailments and sicknesses (Balick and Arvigo 2015:423). The Q'eqchi use the leaves of the plant to treat dysmenorrhea, amenorrhea, and body aches (Michel et al. 2007:Table 1).

Evening primrose (*Oenothera laciniata*; Onagraceae), recovered from the interior of the market area in the form of a single charred seed (Table 2), is used to treat inflammations, diabetes, and infections (Munir et al. 2017; Rodríguez-Chávez et al. 2017). *Oenothera laciniata* is naturalized in South America and is also found in the eastern United States (Dietrich and Wagner 1988). This species occurs in a great diversity of habitats and in 1988 it was recorded as a “nearly cosmopolitan weed” (Dietrich and Wagner 1988:9). A 2017 study revealed that the roots and stems of this plant have good antioxidant activity (Munir et al. 2017). Species within the genus *Oenothera* have been noted for a range of incredible healing properties, but some of the larger categories include antioxidants, anti-inflammatories, and antimicrobials (Ko et al. 2021). In Korea, the root of *Oenothera laciniata* is classified as an anti-inflammatory drug that can treat skin ailments like burns and boils (Yoon et al. 2009:429). It has also been claimed to be effective in treating asthma, chronic cough, and tuberculosis in Korea (Yoon et al. 2009:429). However, in spite of its perceived efficacy elsewhere in the world, to date there are no recorded uses in the Maya area.

Plants in the sunflower family (Asteraceae) aid the healing of a wide range of ailments. Various species are used to treat ailments of the circulatory, digestive, integumentary, muscular, renal, reproductive, and respiratory systems (Rodríguez-Chávez et al. 2017:Table 1). Specific examples of their many uses by modern communities include the treatment of snake bites, uterine infections, menstrual cramps, stomach aches, muscle soreness, toothaches, and mouth sores (Balick and Arvigo 2015:202–222; Caamal-Fuentes et al. 2011:Table 2; Kashanipour and McGee 2004:Appendix 1; Lentz and Dickau 2005:243–252; Michel et al. 2007:Table 1; Paulraj et al. 2013:3; Rodríguez-Chávez et al. 2017:Table 1). We recovered residues from the sunflower family in two of our analyses, as charred seeds in the general marketplace area and inside Structure S-7 (Table 2), and as phytoliths on discarded human teeth (Table 1).

We recovered pine family (Pinaceae) residues as pollen adhering to two human teeth (Table 1) and as two charred wood fragments in marketplace deposits (Table 3). The resinous wood of pine trees has been used in several healing and sacred ceremonies (Balick and Arvigo 2015; Morehart et al. 2005). We posit here that the resin itself—with pollen trapped inside—may have been used in dental health preparations. We have found no other types of pollen associated with human teeth, as might be expected with the consumption of honey, and we have found no other pine family pollen outside of these tooth residues. Pine family taxa are the only specimens we recovered that are nonlocal, given local habitat availability and the needs of pine species to survive. Thus, we argue, pine family products would have been specially acquired, as we discuss further on.

The concentrations of balsam (*Myroxylon balsamum*) charcoal identified in Late Classic occupation levels adjacent to Structure S-18 in the marketplace (42 specimens; Table 3) may indicate the use of the fragrant resinous bark as a curative ingredient. Similarly to pine, this taxon has been used both in medicinal decoctions and burned to drive away evil spirits (Balick and Arvigo 2015). The bark, root, leaves, or resin of other wood taxa identified in the charcoal also have medicinal properties. For example, decoction of lancewood (*Mosannonna depressa*;  $n = 2$ ) root is used as diuretic; the ground bark of habin (*Piscidia piscipula*;  $n = 34$ ) serves for toothache; bark of pukte (*Bucida buceras*;  $n = 1$ ) helps cure skin eruptions; and the leaves of succoutz (*Drypetes brownie*;  $n = 19$ ) are toasted and powdered to treat mycosis (Atran et al. 2004; Balick and Arvigo 2015; see Table 3).

## DISCUSSION

Despite the fact that most of the identified plants have multiple uses, including nonmedicinal applications, the presence of such an abundance and diversity of botanical remains with medicinal properties helps support the hypothesis that the Southeast Marketplace was a place of both healing and exchange. It is highly likely that a range of healing practices were conducted in this area alongside common marketplace activities such as the procurement and selling of durable goods and foodstuffs.

Paired with the bioarchaeological findings, our analyses suggest that some plants were used to treat tooth ailments. At least four of the eight identified taxa (*Byrsonima crassifolia*, *Cecropia peltata*, and Asteraceae family species) have recorded uses in oral health treatments which corroborates the previous discovery of therapeutic tooth extractions in the marketplace (Schnell and Scherer 2021). *Byrsonima crassifolia* is used as a treatment for loose teeth and toothaches in Mexico (Breedlove and Laughlin 1993b:439; Muñiz Ramirez et al. 2013:27; Rivero-Cruz et al. 2009:156). The Tzotzil people brew nance bark and hold it in their mouths, or they simply chew the bark raw to treat loose teeth (Laughlin 1975:248). In Belize, *Cecropia peltata* leaves are brewed into a tea to treat bad breath caused by liver ailments (Balick and Arvigo 2015:496). Additionally, plants in the Asteraceae family have a plethora of different usages. Some species are specifically used to treat toothaches, gum pain, and bad breath in Mexico and Belize (Balick and Arvigo 2015:206–222; Rodríguez-Chávez et al. 2017:Table 1). These plants may have been sold or traded, but also could have been used on-site by dental practitioners or other specialists offering services to market patrons.

Moreover, there is evidence that Piedras Negras residents may have used pine family resins in some way for tooth ailments, given the pine family pollen recovered from two pathological teeth that had been pulled and discarded with other marketplace trash. Furthermore, there is evidence of pine resin used in dental health in the Maya area (the resinous wood is brewed as tea for loose teeth by the Tzotzil; Breedlove and Laughlin 1993b:439) and elsewhere in the world (as “chewing gum”; Carrión-Prieto et al. 2018). Recent organic compositional analyses of ancient, modified Maya teeth have also revealed the presence of pine family residues (Bolio et al. 2021), supporting the general use of pine species with dental preparations. Resin-filled wood of pine is used by modern practitioners in the Maya area to treat coughs (boiled) or parasites (powdered and consumed), and the smoke from the burning wood can serve as insect repellent (Balick and Arvigo 2015). Other, similar tree resins may point to additional uses of pine resin. For

example, in Belize, copal resin (*Protium copal*) is used to extract teeth. Fresh resin is applied to the cavity of a decayed tooth which then swells up and breaks the tooth apart, leaving the pieces to be removed by hand (Balick and Arvigo 2015:243).

In the case of the plant remains from the Southeast Marketplace, it is difficult to know which human agents were responsible for bringing these plant remains into the market or how many of these plants were used. We suspect some fragrant wood charcoals are associated with sweatbath activities, and the pine family pollen residues are associated with resin preparations for dental health. We know that contemporary stands of pine are at least 30 km distant from Piedras Negras, and would have required special acquisition and movement, similar to the transport of pine for ritualized purposes at Tikal, as documented by Lentz and colleagues (2015). All the other plants are currently found nearby, though it is difficult to assess which were growing in the immediate vicinity of the site and which were traded in from more distant forest stands and wetlands.

Our macrobotanical findings provide insight into the types of activities other than healing that were likely taking place within the Southeast Marketplace. For example, an abundance of carbonized seeds and wood discovered in situ suggests that some plants were processed directly on the spot. These data support the hypothesis that preparation and production was as much a part of market activities as the exchange and sale of durable goods. Such findings are consistent with ethnohistoric accounts of Maya markets during the colonial period (Las Casas 1958), as well as the lithic (Roche Recinos 2021) and bone (Schnell 2017) evidence from the Southeast Marketplace.

Alongside the recovered plant remains with recorded medical uses, there were also several species that are consumed as a source of food. Residues from matrices in the marketplace included charred seeds from the goosefoot family and the common bean, as well as a carbonized food glob containing maize and an amaranth species, suggesting that food preparation and cooking occurred in ancient marketplaces just as they do across the world today. In the past 15 years, there has been an increase in ancient Maya marketplace studies (Bair 2010; Cap 2015a; Chase and Chase 2014; Dahlin et al. 2007; Hirth 2009; Shaw 2012; Shaw and King 2015), suggesting that foodstuffs were almost certainly among the goods exchanged and thus should be expected in the archaeological record (Fedick 2017a, 2017b). Indeed, specific plant species indicative of common Mesoamerican foodstuffs, such as chiles, beans, maize, and tomatoes, previously have been identified in marketplace excavations (Coronel et al. 2015; Eppich and Freidel 2015; Fedick 2017b; King 2015). If, however, we think beyond the traditional exchange of foodstuffs and durable trade goods and assume that other activities, such as the offering of medical services, was conducted in such places, we would expect a greater diversity of plant species.

We suggest that our findings from the Southeast Marketplace are consistent with data reported in the broader literature on marketplace activities, where medicinal practice forms a common part of market activities and may have specialized areas. To date, however, this is

the first marketplace targeted for research on medicinal practice. We suspect that other marketplaces in the ancient Maya world also have evidence of such activities, but identifying them would require a targeted approach to the paleoethnobotanical remains and osteological remains, if available.

Given the remains of medicinal herbs, seeds, and fruits, alongside woods with fragrant and healing smoke, all found in proximity to a high concentration of sweatbaths and discarded human teeth with pathologies, the evidence is compelling that this area was a locus of medical practice, among other activities. Medicinal plants and services were likely sought out by visitors to the marketplace, in some cases looking for specific practitioners and in other cases seeking access to particular medicinal plants that didn't grow in their own home gardens and forest stands. Given the formalized sweatbaths and the expertise often implicated in successful health care, and specifically dental extractions, we argue for the presence of medical practitioners who might have possessed specialized knowledge and helped to manage the physical and spiritual health of the community.

## CONCLUSIONS

Identifying specific medicines and healing practices in the archaeological record will never be a simple endeavor. But by incorporating multiple lines of evidence from a range of disciplines and paying special attention to the archaeological context, it may be possible to tease out circumstantial evidence of such activities. In this way, our study articulates with the burgeoning field of medical archaeology, which emphasizes the crucial role that material culture plays in the study of health care in the archaeological past (Arnott 2002; Baker 2013; Baker and Carr 2002). In this article we have shown how paleoethnobotanical materials, in conjunction with osteological analyses and the cluster of nearby sweatbaths, provide tantalizing evidence for ancient health practices at the Maya site of Piedras Negras. We are aided by rich ethnographic and ethnohistoric data on Maya healing practices that have helped shape our interpretations. Such data have drawn us a clearer picture of ancient pathologies and spiritual practices, alongside apothecary crafts.

It is quite easy to picture an individual making their way to the Piedras Negras market seeking help for their tooth ailments from a specialist. That same specialist may have had a range of healing botanicals, some of which were acquired through trade, others collected from nearby forests. These healing specialists would have worked in collaboration with the royal court that maintained Piedras Negras' sweatbaths, structures which served not only as places to cleanse, but as sites of physical and spiritual healing. For researchers pursuing evidence of medical crafts, marketplaces—and especially those with sweatbaths—may be ideal places to look for *materia medica*, including botanical residues and extracted teeth. By pursuing similar lines of interdisciplinary research elsewhere in the Maya area, it may be possible to learn if Piedras Negras' Southeast Marketplace with its center of healing was unique or, as we suspect, a feature of other Classic Maya kingdoms.

## RESUMEN

Los residuos botánicos recuperados de las excavaciones en el Mercado Sureste de Piedras Negras iluminan las actividades curativas y médicas de los habitantes del sitio del período clásico (350–900 d.C.), y sugieren una intersección entre el comercio y la medicina para los antiguos mayas. Es

probable que las plantas se intercambiaran en el mercado, pero también se usaran adentro del mercado con fines de curación. Los restos botánicos se complementan con evidencia arquitectónica y bioarqueológica de la curación en este lugar, incluida una alta concentración de baños de vapor

y evidencia de extracción paliativa de dientes. Con la ayuda de la etnohistoria, identificamos las prácticas de salud potencialmente asociadas con los restos botánicos. Sin embargo, complicamos los conocimientos básicos de

“curación” con una mirada crítica a cómo algunas plantas medicinales pueden haber sido invocadas ritualmente, incluso en situaciones en las que las plantas nunca se ingirieron directamente o se aplicaron tópicamente.

## ACKNOWLEDGMENTS

Archaeological investigations at Piedras Negras were graciously permitted by the Instituto de Antropología e Historia de Guatemala. We are grateful for the permission and local knowledge of the people and communities who were involved in the research presented here. This includes La Cooperativa Técnica Agropecuaria, Santa Rita, and La Cooperativa Nuevo Horizonte. The Defensores de la Naturaleza provided key logistical support that made fieldwork in the Parque Nacional Sierra del Lacandón possible. We would also like to acknowledge the support of the project's co-directors, Mónica Urquizú and Griselda Pérez Robles, in making this research possible. Institutional and financial support was awarded through Brown University,

Brandeis University (the Jane Fund of the Latin American and Latino Studies Program), McMaster University (Arts Research Board), the National Science Foundation (SBE-BCS 1505483/1505399), the Alphawood Foundation, and the Social Sciences and Humanities Research Council (Insight Grant 435-2019-0837). Infrastructure at the McMaster Paleoethnobotanical Research Facility (MPERF) was funded by the Canada Foundation for Innovation (Project #34522). We are grateful to Charles Golden, Stephen Houston, and four anonymous reviewers whose invaluable suggestions greatly improved the quality of the manuscript. All errors and omissions are our own. The authors have no competing interests to declare.

## REFERENCES

- Abramiuk, Marc A., Peter S. Dunham, Linda Scott Cummings, Chad Yost, and Todd J. Pesek  
2011 Linking Past and Present: A Preliminary Paleoethnobotanical Study of Maya Nutritional and Medicinal Plant Use and Sustainable Cultivation in the Southern Maya Mountains, Belize. *Ethnobotany Research and Applications* 9:257–273.
- Alcina Franch, José  
1994 Plantas medicinales para el “temazcal” mexicano. *Estudios de Cultura Náhuatl* 24:15–26.
- Anderson, Eugene, N.  
1995 Natural Resource Use in a Maya Village. In *The View from Yalahau: 1993 Archaeological Investigations in Northern Quintana Roo, Mexico*, edited by Scott L. Fedick and Karl A. Taube, pp. 139–148. University of California, Riverside.
- Ankli, Anita, Otto Sticher, and Michael Heinrich  
1999 Medical Ethnobotany of the Yucatec Maya: Healers' Consensus as a Quantitative Criterion. *Economic Botany* 53:144–160.
- Arden, Traci  
2006 Mending the Past: Ix Chel and the Invention of a Modern Pop Goddess. *Antiquity* 80:25–37.
- Arnott, Robert  
2002 *The Archaeology of Medicine*. BAR International Series 1064. Archaeopress, Oxford.
- Arroyave, Ana Lucía, Charles Golden, and Andrew K. Scherer (editors)  
2009 Proyecto regional arqueológico Sierra Lacandon, informe preliminar no. 7. Report submitted to Dirección General del Patrimonio Cultural y Natural, Instituto de Antropología e Historia, Guatemala City. Electronic document, <https://usumacinta-archaeology.blogspot.com/p/research-reports.html>.
- Arroyave, Ana Lucía, Ricardo Rodas, and Mónica Urquizú  
2017 Análisis de la cerámica y figurillas de Piedras Negras. In Proyecto Paisaje Piedras Negras-Yaxchilan, informe de la segunda temporada de investigación, edited by Andrew K. Scherer, Charles W. Golden, and Mónica Urquizú, pp. 168–193. Report submitted to Dirección General del Patrimonio Cultural y Natural, Instituto de Antropología e Historia, Guatemala City. Electronic document, <https://usumacinta-archaeology.blogspot.com/p/research-reports.html>.
- Atran, Scott, Ximena Lois, and Edilberto Ucan Ek'  
2004 *Plants of the Petén Itza' Maya*. University of Michigan Press, Ann Arbor.
- Augusto Avila, César  
1977 El Xul-E': Creencias populares sobre la etiología de la caries y del dolor dental en grupos de indígenas kekchies. *Guatemala Indígena* 12(1–2):4–51.
- Avilez-López, Teresita, Hans van der Wal, Elda Miriam Aldasoro-Maya, and Ulises Rodríguez-Robles  
2020 Home Gardens' Agrobiodiversity and Owners' Knowledge of their Ecological, Economic and Socio-Cultural Multifunctionality: A Case Study in the Lowlands of Tabasco, México. *Journal of Ethnobiology and Ethnomedicine* 16:1–13.
- Bair, Daniel A.  
2010 *The Dirt on the Ancient Maya: Soil Chemical Investigations of Ancient Maya Marketplaces*. Master's dissertation, Department of Plant and Wildlife Sciences, Brigham Young University, Provo.
- Baker, Patricia A.  
2013 *The Archaeology of Medicine in the Greco-Roman World*. Cambridge University Press, Cambridge.
- Baker, Patricia Anne, and Gillian Carr  
2002 *Practitioners, Practices, and Patients: New Approaches to Medical Archaeology and Anthropology*. Oxbow Books, Oxford.
- Balick, Michael J., and Rosita Arvigo  
2015 *Messages from the Gods: A Guide to the Useful Plants of Belize*. Oxford University Press, New York.
- Barrera Marín, Alfredo, Alfredo Barrera-Vázquez, and Rosa María López-Franco  
1976 *Nomenclatura etnobotánica maya: Una interpretación taxonómica*. Secretaría de Educación Pública (SEP), Centro Regional del Sureste, Mérida.
- Berlin, Brent, Dennis E. Breedlove, and Peter H. Raven  
1974 *Principles of Tzeltal Plant Classification: An Introduction to the Botanical Ethnography of a Mayan-Speaking People of Highland Chiapas*. Academic Press, New York.
- Berlin, Elois Ann, and Brent Berlin  
1996 *Medical Ethnobiology of the Highland Maya of Chiapas, Mexico: The Gastrointestinal Diseases*. Princeton University Press, Princeton.
- Blanco, Lilian, and Thippi Thiagarajan  
2017 Ethno-Botanical Study of Medicinal Plants Used by the Yucatec Maya in the Northern District of Belize. *International Journal of Herbal Medicine* 5(4):33–42.
- Blom, Frans  
1932 Commerce, Trade, and Monetary Units of the Maya. *Middle American Research Series* 4:531–556.
- Bolio, Gloria Hernández, Patricia Quintana Owen, Vera Tiesler, Marco Ramírez, Elma Vega, Michele Morgan, Andrew Scherer, and Joshua Schnell  
2021 Organic Compositional Analyses of Pre-Hispanic Maya Tooth Seals and Fillings. Unpublished report shared with authors.
- Borbolla, D.F. Rubín, de la  
1940 Types of Tooth Mutilation Found in Mexico. *American Journal of Physical Anthropology* 26:349–365.
- Breedlove, Dennis E., and Robert M. Laughlin  
1993a *The Flowering of Man: A Tzotzil Botany of Zinacantan*, Vol. I. Smithsonian Institution Press, Washington, DC.  
1993b *The Flowering of Man: A Tzotzil Botany of Zinacantan*, Vol. II. Smithsonian Institution Press, Washington, DC.
- Caamal-Fuentes, Edgar, Luis W. Torres-Tapia, Paulino Simá-Polanco, Sergio R. Peraza-Sánchez, and Rosa Moo-Puc  
2011 Screening of Plants Used in Mayan Traditional Medicine to Treat Cancer-Like Symptoms. *Journal of Ethnopharmacology* 135:719–724.
- Cagnato, Clarissa  
2018 Shedding Light on the Nightshades (Solanaceae) Used by the

- Ancient Maya: A Review of Existing Data, and New Archaeobotanical (Macro- and Microbotanical) Evidence from Archaeological Sites in Guatemala. *Economic Botany* 72:180–195.
- Cap, Bernadette  
 2015a *Classic Maya Economies: Identification of a Marketplace at Buenavista del Cayo, Belize*. Ph.D. dissertation, Department of Anthropology, University of Wisconsin-Madison, Madison.
- 2015b How to Know It When We See It: Marketplace Identification at the Classic Maya Site of Buenavista del Cayo, Belize. In *The Ancient Maya Marketplace: The Archaeology of Transient Space*, edited by Eleanor M. King, pp. 111–137. University of Arizona Press, Tucson.
- 2020 A View of Maya Market Exchange from the Late Classic Buenavista del Cayo Marketplace. In *The Real Business of Ancient Maya Economies: From Farmers' Fields to Rulers' Realms*, edited by Marilyn M. Masson, David A. Freidel, and Arthur A. Demarest, pp. 387–402. University Press of Florida, Gainesville.
- Carrasco Vargas, Ramón, Verónica A. Vásquez López, and Simon Martín  
 2009 Daily Life of the Ancient Maya Recorded on Murals at Calakmul, Mexico. *PNAS* 106:19245–19249.
- Carrión-Prieto, Paula, Jesús Martín-Gil, Ignacio A. Fernández-Coppel, Norlan M. Ruiz-Potosme, and Pablo Martín-Ramos  
 2018 Physicochemical Studies of Siberian Pine (*Pinus sibirica*) Derived Chewing Gum. *Trends in Phytochemical Research* 2(2):119–124.
- Casagrande, David G.  
 2002 *Ecology, Cognition, and Cultural Transmission of Tzeltal Maya Medicinal Plant Knowledge*. Ph.D. dissertation, Department of Anthropology, University of Georgia, Athens.
- Castañeda Medinilla, Jose, and Gladys Aceituno de García  
 1978 Aspectos de la medicina popular en la área rural de Guatemala. *Guatemala Indígena* 13(3–4):1–617.
- Chase, Arlen F., and Diane Z. Chase  
 1994 Maya Veneration of the Dead at Caracol, Belize. In *Seventh Palenque Round Table, 1989*, edited by Merle Greene Robertson and Virginia M. Fields, pp. 55–62. Pre-Columbian Art Research Institute, San Francisco.
- Chase, Diane Z., and Arlen F. Chase  
 1998 The Architectural Context of Caches, Burials, and Other Ritual Activities for the Classic Period Maya (as Reflected at Caracol, Belize). In *Function and Meaning in Classic Maya Architecture*, edited by Stephen D. Houston, pp. 239–332. Dumbarton Oaks Research Library and Collection, Washington, DC.
- 2014 Ancient Maya Markets and the Economic Integration of Caracol, Belize. *Ancient Mesoamerica* 25:239–250.
- 2017 Caracol, Belize, and Changing Perceptions of Ancient Maya Society. *Journal of Archaeological Research* 25:185–249.
- Chavarría, Allan, and Guillermo Espinosa  
 2019 Cruz-Badiano Codex and the Importance of the Mexican Medicinal Plants. *Journal of Pharmaceutical Technology, Research and Management* 7(1):15–22.
- Child, Mark B.  
 2006a *The Archaeology of Religious Movements: The Maya Sweatbath Cult of Piedras Negras*. Ph.D. dissertation, Department of Anthropology, Yale University, New Haven.
- 2006b The Symbolic Space of the Ancient Maya Sweatbath. In *Space and Spatial Analysis in Archaeology*, edited by Jeffrey D. Seibert, Elizabeth C. Robertson, Deepika C. Fernandez, and Mark U. Zender, pp. 157–168. University of New Mexico Press, Albuquerque.
- Child, Mark B., and Charles Golden  
 2008 The Transformation of Abandoned Architecture at Piedras Negras. In *Ruins of the Past*, edited by Travis W. Stanton and Aline Magnoni, pp. 65–90. University Press of Colorado, Boulder.
- Choco, Pedro, Lilian Blanco, and Thippi Thiagarajan  
 2018 A Comparative Analysis of Ethnobotanical Use of Medicinal Plants by Q'eqchi' Maya of the Sothern Belize and the Yucatec Maya of Northern Belize. *International Journal of Herbal Medicine* 6(4):1–8.
- Christenson, Allen J.  
 2003 *Popol Vuh: The Sacred Book of the Maya*. University of Oklahoma Press, Norman.
- Clarke, Mary E., Ashley E. Sharpe, Elizabeth M. Hannigan, Megan E. Carden, Gabriella Velásquez Luna, Boris Beltrán, and Heather Hurst  
 2020 Revisiting the Past: Material Negotiations between the Ancient Maya and an Entombed Sweatbath at Xultun, Guatemala. *Cambridge Archaeological Journal* 31:1–28.
- Clavijero, Francisco Javier  
 1945 *Historia antigua de México*. Editorial Porrúa, Mexico City.
- Coe, William R.  
 1959 *Piedras Negras Archaeology: Artifacts, Caches, and Burials*. Museum Monographs 18. University of Pennsylvania Museum of Archaeology and Anthropology, Philadelphia.
- Cohall, Damian, and Sean Carrington  
 2012 A Comparison of the Chemical Constituents of Barbadian Medicinal Plants within their Respective Plant Families with Established Drug Compounds and Phytochemicals Used to Treat Communicable and Non-Communicable Diseases. *West Indian Medical Journal* 61:17–27.
- Collantes-Chávez-Costa, Alejandro, Eduardo Alanís-Rodríguez, Oscar Yam-Uicab, Cruz López-Contreras, Tania Sarmiento-Muñoz, and José Luis Tapia-Muñoz  
 2019 Composition, Structure and Diversity of Coastal Vegetation in the Northeastern of Cozumel, Mexico. *Botanical Sciences* 97:135–147.
- Cook, Suzanne  
 2016 *The Forest of the Lacandon Maya: An Ethnobotanical Guide*. Springer, New York.
- Coronel, Eric G., Scott Hutson, Aline Magnoni, Chris Balzotti, Austin Ulmer, and Richard E. Terry  
 2015 Geochemical Analysis of Late Classic and Post-Classic Maya Marketplace Activities at the Plazas of Cobá, Mexico. *Journal of Field Archaeology* 40:89–109.
- Cortés, Hernando  
 1962 *Hernando Cortés: Five Letters*. Translated by J. Bayard Morris. W.W. Norton, New York.
- Cosminsky, Sheila  
 1972 *Decision Making and Medical Care in a Guatemalan Indian Community*. Ph.D. dissertation, Department of Anthropology, Brandeis University, Waltham.
- Coto, Tomás de  
 1983 *Thesaurus verborum: Vocabulario de la lengua cakchiquel v[el] Guatemalteca: Nueuamente hecho y recopilado con summo estudio, trauajo y erudición*, edited by René Acuña. Universidad Nacional Autónoma de México, Mexico City.
- Cresson, Frank M.  
 1938 Maya and Mexican Sweat Houses. *American Anthropologist* 40: 88–104.
- Cucina, Andrea, and Vera Tiesler  
 2011 Salud oral y caries entre los mayas del período Clásico. In *Vida cotidiana de los antiguos mayas del norte de la Península de Yucatán*, edited by Rafael Cobos and Lilia Fernández Souza, pp. 23–44. Ediciones de la Universidad Autónoma de Yucatán, Mérida.
- Cucina, Andrea, Cristina Perera Cantillo, Thelma Sierra Sosa, and Vera Tiesler  
 2011 Carious Lesions and Maize Consumption Among the Prehispanic Maya: An Analysis of a Coastal Community in Northern Yucatan. *American Journal of Physical Anthropology* 145:560–567.
- Dahlin, Bruce H., Christopher T. Jensen, Richard E. Terry, David R. Wright, and Timothy Beach  
 2007 In Search of an Ancient Maya Market. *Latin American Antiquity* 18:363–384.
- Détienne, Pierre, and Paulette Jacquet  
 1983 *Atlas d'identification des bois de l'Amazonie et des régions voisines*. Centre Technique Forestier Tropical, Nogent-sur-Marne.
- Dietrich, Werner, and Warren L. Wagner  
 1988 Systematics of Oenothera Section Oenothera Subsection Raimannia and Subsection Nutantigemma (Onagraceae). *Systematic Botany Monographs* 24:1–91.
- Durán, Diego  
 1971 *Book of the Gods and Rites of the Ancient Calendar*. Translated and edited by Fernando Horcasitas and Doris Heyden. University of Oklahoma Press, Norman.
- Dussol, Lydie, Michelle Elliott, Dominique Michelet, and Philippe Nondédéo  
 2017 Ancient Maya Sylviculture of Breadnut (*Brosimum alicastrum* Sw.) and Sapodilla (*Manilkara zapota* (L.) P. Royen) at Naachtun (Guatemala): A Reconstruction Based on Charcoal Analysis. *Quaternary International* 457:29–42.
- 2021 Fuel Economy, Woodland Management and Adaptation Strategies in a Classic Maya City: Applying Anthracology to Urban Settings in High Biodiversity Tropical Forests. *Vegetation History and Archaeobotany* 30:175–192.



- Dussol, Lydie, Michelle Elliott, Grégory Pereira, and Dominique Michelet  
2016 The Use of Firewood in Ancient Maya Funerary Rituals: A Case Study from Río Bec (Campeche, Mexico). *Latin American Antiquity* 27:51–73.
- Eldridge, Joan  
1975 Bush Medicine in the Exumas and Long Island, Bahamas: A Field Study. *Economic Botany* 29:307–332.
- Emery, Kitty F.  
2007 Aprovechamiento de la fauna en Piedras Negras: Dieta, ritual y artesanía del período Clásico Maya. *Mayab* 19:51–69.
- Eppich, Keith, and David Freidel  
2015 Markets and Marketing in the Classic Maya Lowlands. In *The Ancient Maya Marketplace: The Archaeology of Transient Space*, edited by Eleanor M. King, pp. 195–225. University of Arizona Press, Tucson.
- Escobedo, Héctor L.  
1997 PN 15: Excavaciones en las Estructuras S-11, S-12 y S-10. In *Proyecto Arqueológico Piedras Negras, informe preliminar no. 1, primera temporada, 1997*, edited by Hector L. Escobedo and Stephen Houston, pp. 121–132. Instituto de Antropología e Historia, Guatemala City.
- Fabrega, Horacio, and Daniel B. Silver  
1973 *Illness and Shamanistic Curing in Zinacantan: An Ethnomedical Analysis*. Stanford University Press, Stanford.
- Fastlicht, Samuel L.  
1976 *Tooth Mutilations and Dentistry in Pre-Columbian Mexico*. Quintessence Books, Berlin.
- Fastlicht, Samuel L., and Javier Romero  
1951 *El arte de las mutilaciones dentarias: Enciclopedia mexicana de arte*. Ediciones Mexicanas, Mexico City.
- Fedick, Scott L.  
2017a Commentary: Feeding Teotihuacan in the Context of Commodities Research. *Archaeological and Anthropological Sciences* 9:141–144.  
2017b Plant-Food Commodities of the Maya Lowlands. In *The Value of Things: Prehistoric to Contemporary Commodities in the Maya Region*, edited by Jennifer P. Mathews and Thomas H. Guderjan, pp. 163–173. University of Arizona Press, Tucson.
- Feldman, Lawrence Herbert  
1985 *A Tumpline Economy: Production and Distribution Systems in Sixteenth-Century Eastern Guatemala*. Labyrinthos, Culver City.
- Fernández, Fabián G., Kristofer D. Johnson, Richard E. Terry, Sheldon Nelson, and David Webster  
2005 Soil Resources of the Ancient Maya at Piedras Negras, Guatemala. *Soil Science Society of America Journal* 69:2020–2032.
- Fitzsimmons, James L., Andrew Scherer, Stephen D. Houston, and Héctor L. Escobedo  
2003 Guardian of the Acropolis: The Sacred Space of a Royal Burial at Piedras Negras, Guatemala. *Latin American Antiquity* 14:449–468.
- Fleming, Theodore H., and Charles F. Williams  
1990 Phenology, Seed Dispersal, and Recruitment in *Cecropia peltata* (Moraceae) in Costa Rican Tropical Dry Forest. *Journal of Tropical Ecology* 6:163–178.
- Flores-Olvera, Hilda, Alexander Czaja, José Luis Estrada-Rodríguez, and Ulises Romero Méndez  
2016 Floristic Diversity of Halophytic Plants of Mexico. In *Sabkha Ecosystems*, edited by M. Ajmal Khan, Benno Boër, Münir Öztürk, Miguel Clüsener-Godt, Bilques Gul, and Siegmund-W. Breckle, pp. 299–327. *Tasks for Vegetation Science* 48. Springer, Cham.
- Fuentes y Guzmán, F.A. de.  
1972 *Obras históricas de don Francisco Antonio de Fuentes y Guzmán*, Vol. 3. Ediciones Atlas, Madrid.
- Gage, Thomas  
1969 *Thomas Gage's Travels in the New World*, edited by J. Eric S. Thompson. University of Oklahoma Press, Norman.
- Geck, Matthias S., Sol Cristians, Mónica Berger-González, Laura Casu, Michael Heinrich, and Marco Leonti  
2020 Traditional Herbal Medicine in Mesoamerica: Toward its Evidence Base for Improving Universal Health Coverage. *Frontiers in Pharmacology* 11: 1160. <https://doi.org/10.3389/fphar.2020.01160>.
- Golden, Charles  
2002 *Disentangling Culture Change from Chronology: The Early Classic/Later Classic Divide at Piedras Negras, Guatemala*. Ph.D. dissertation, Department of Anthropology, University of Pennsylvania, Philadelphia.
- 2003 Sierra del Lacandón Regional Archaeology Project First Field Season (Grant # 02020). Final report submitted to the Foundation for the Advancement of Mesoamerican Studies, Inc., Crystal River, FL. Electronic document, <http://www.famsi.org/reports/02020/>.
- Golden, Charles, and Andrew K. Scherer (editors)  
2011 Proyecto arqueológico Busilja-Chocolja, informe de la segunda temporada de investigación. Report submitted to the Consejo de Arqueología del Instituto Nacional de Antropología e Historia, Mexico City. Electronic document, <https://usumacinta-archaeology.blogspot.com/p/research-reports.html>.
- Golden, Charles, and Andrew K. Scherer  
2013 Territory, Trust, Growth and Collapse in Classic Period Maya Kingdoms. *Current Anthropology* 54:397–417.
- Golden, Charles, Andrew K. Scherer, and René Muñoz  
2008b Piedras Negras and Yaxchilan: Divergent Political Trajectories in Adjacent Maya Polities. *Latin American Antiquity* 19:249–274.
- Golden, Charles, Andrew K. Scherer, and Rosaura Vásquez  
2006 Proyecto regional arqueológico Sierra del Lacandón, informe preliminar no. 4. Report presented to the Instituto de Antropología e Historia de Guatemala, Guatemala City. Electronic document, <https://usumacinta-archaeology.blogspot.com/p/research-reports.html>.
- 2008a Proyecto regional arqueológico Sierra del Lacandón, informe preliminar no. 6. Report submitted to the Instituto de Antropología e Historia de Guatemala, Guatemala City. Electronic document, <https://usumacinta-archaeology.blogspot.com/p/research-reports.html>.
- Golden, Charles, Andrew K. Scherer, Melanie Kingsley, Stephen D. Houston, and Héctor Escobedo  
2016 The Life and Afterlife of the Classic Period Piedras Negras Kingdom. In *Ritual, Violence, and the Fall of the Classic Maya Kings*, edited by Gyles Iannone, Brett A. Houk, and Sonja A. Schwake, pp. 108–133. University Press of Florida, Tallahassee.
- Golden, Charles, Andrew K. Scherer, René A. Muñoz, and Zachary Hruby  
2012 Politics, Boundaries, and Trade in the Classic Period Usumacinta River Basin. *Mexicon* 34:11–19.
- Golden, Charles, Andrew K. Scherer, Whittaker Schroder, Clive Vella, Alejandra Roche Recinos  
2020 Decentralizing the Economies of the Maya West. In *The Real Business of Ancient Maya Economies: From Farmers' Fields to Rulers' Realms*, edited by Marilyn A. Masson, David A. Freidel, and Arthur A. Demarest, pp. 403–417. University Press of Florida, Gainesville.
- Golden, Charles, Luis Alberto Romero, Karla Alvarez Dardón, and Martín Rangel  
2004 Proyecto Regional Arqueológico Sierra del Lacandón, informe preliminar no. 2, segunda temporada 2004. Report presented to the Instituto de Antropología e Historia de Guatemala, Guatemala City. Electronic document, <https://usumacinta-archaeology.blogspot.com/p/research-reports.html>.
- Gossen, Gary H.  
1999 *Telling Maya Tales: Tzotzil Identities in Modern Mexico*. Routledge, New York.
- Groark, Kevin P.  
1997 To Warm the Blood, to Warm the Flesh: The Role of the Steambath in Highland Maya (Tzeltal-Tzotzil) Ethnomedicine. *Journal of Latin American Lore* 20:3–96.  
2005 Vital Warmth and Well-Being: Steambathing as Household Therapy among the Tzeltal and Tzotzil Maya of Highland Chiapas, Mexico. *Social Science & Medicine* 61:785–795.
- Grube, Nikolai, and Werner Nahm  
1994 A Census of Xibalba: A Complete Inventory of Way Characters on Maya Ceramics. In *The Maya Vase Book: A Corpus of Rollout Photographs of Maya Vases*, vol. 4, edited by Barbara Kerr and Justin Kerr, pp. 686–715. Kerr Associates, New York.
- Gyllenhaal, Charlotte, Mary Lou Quinn, and Djaja Doel Soejarto  
1986 Research on Colombian Medicinal Plants: Roles and Resources for Plant Taxonomists. *Caldasia* 15(71/75):199–217.
- Hanks, William F.  
1990 *Referential Practice: Language and Lived Space among the Maya*. University of Chicago Press, Chicago.
- Helmke, Christophe, and Jesper Nielsen  
2009 Hidden Identity and Power in Ancient Mesoamerica: Supernatural Alter Egos as Personified Diseases. *Acta Americana* 17(2):49–98.
- Hirth, Kenneth G.  
2009 Craft Production in a Central Mexican Marketplace. *Ancient Mesoamerica* 20:89–102.

- 2016 *The Aztec Economic World: Merchants and Markets in Ancient Mesoamerica*. Cambridge University Press, Cambridge.
- Houston, Stephen D.  
1996 Symbolic Sweatbaths of the Maya: Architectural Meaning in the Cross Group at Palenque, Mexico. *Latin American Antiquity* 7:132–151.
- Houston, Stephen D., and David Stuart  
1989 The Way Glyph: Evidence for “Co-Essences” among the Classic Maya. *Research Reports on Ancient Maya Writing* 30:1–16.
- Houston, Stephen D., David Stuart, and Karl Taube  
2006 *The Memory of Bones: Body, Being, and Experience among the Classic Maya*. University of Texas Press, Austin.
- Houston, Stephen D., Héctor Escobedo, Donald Forsyth, Perry Hardin, David L. Webster, and Lori E. Wright  
1998b On the River of Ruins: Explorations at Piedras Negras, Guatemala, 1997. *Mexicon* 20:16–21.
- Houston, Stephen D., Héctor Escobedo, Mark B. Child, Charles Golden, and René Muñoz  
2001 Crónica de una muerte anunciada: Los años finales de Piedras Negras. In *Reconstruyendo la ciudad maya: El urbanismo en las sociedades antiguas*, edited by Andrés Ruiz Ciudad, María Josefa Iglesias Ponce de León, and María del Carmen Martínez, pp. 65–93. Sociedad Española de Estudios Mayas, Madrid.
- 2003 The Moral Community: Maya Settlement Transformation at Piedras Negras, Guatemala. In *The Social Construction of Ancient Cities*, edited by Monica L. Smith, pp. 212–253. Smithsonian Institution Press, Washington, DC.
- Houston, Stephen D., Héctor Escobedo, Mark B. Child, Charles Golden, Richard Terry, and David Webster  
2000a In the Land of the Turtle Lords: Archaeological Investigations at Piedras Negras, Guatemala, 2000. *Mexicon* 22:97–110.
- Houston, Stephen D., Héctor Escobedo, Mark B. Child, Charles Golden, René Muñoz, and Mónica Urquizú  
1998a Monumental Architecture at Piedras Negras, Guatemala: Time, History, and Meaning. *Mayab* 11:40–56.
- Houston, Stephen D., Héctor Escobedo, Perry Hardin, Richard Terry, David L. Webster, Mark Child, Charles Golden, Kitty Emery, and David Stuart  
1999 Between Mountains and Sea: Investigations at Piedras Negras, Guatemala, 1998. *Mexicon* 21:10–17.
- Houston, Stephen D., Héctor Escobedo, Richard Terry, David L. Webster, George Veni, and Kitty F. Emery  
2000b Among the River Kings: Archaeological Research at Piedras Negras, Guatemala, 1999. *Mexicon* 20:16–22.
- Hruby, Zachary X.  
2006 *The Organization of Chipped-Stone Economies at Piedras Negras, Guatemala*. Ph.D. dissertation, Department of Anthropology, University of California, Riverside.
- Hruby, Zachary X., and Gene Ware  
2009 Painted Lithic Artifacts from Piedras Negras, Guatemala. In *Maya Archaeology*, edited by Stephen D. Houston, Joel Skidmore, and Charles Golden, pp. 77–85. Precolumbia Mesoweb Press, San Francisco.
- Hunter, John M., and Sonia I. Arbona  
1995 The Tooth as a Marker of Developing World Quality of Life: A Field Study in Guatemala. *Social Science & Medicine* 41:1217–1240.
- InsideWood  
2004 Online database, <http://insidewood.lib.ncsu.edu/search>, accessed August 13, 2021.
- Jackson, Sarah E., and Zachary X. Hruby  
2001 PN 15: Excavaciones en la Estructura S-11 y plaza asociada. In *Proyecto arqueológico Piedras Negras, informe preliminar no. 4, cuarta temporada, 2000*, edited by Hector L. Escobedo and Stephen D. Houston, pp. 27–36. Instituto de Antropología e Historia, Guatemala City.
- Jones, Christopher  
1996 *Excavations in the East Plaza of Tikal, Volumes I and II: Tikal Report 16*. University of Pennsylvania Museum of Archaeology and Anthropology, Philadelphia.
- 2015 The Marketplace at Tikal. In *The Ancient Maya Marketplace: Archaeology of Transient Space*, edited by Eleanor M. King, pp. 67–89. University of Arizona Press, Tucson.
- Kashanipour, Ryan A., and Jon R. McGee  
2004 Northern Lacandon Maya Medicinal Plant Use in the Communities of Lacanja Chan Sayab and Nahá Chiapas, Mexico. *Journal of Ecological Anthropology* 8:47–66.
- Katz, Esther  
1993 El temazcal: Entre religión y medicina. In *III Coloquio de Historia de la Religión en Mesoamérica y Áreas Afines*, edited by Barbro Dahlgren Jordan, pp. 175–185. Instituto de Investigaciones Antropológicas, Universidad Nacional Autónoma de México, Mexico City.
- King, Eleanor M.  
2015 The Ethnohistoric Evidence for Maya Markets and its Archaeological Implications. In *The Ancient Maya Marketplace: Archaeology of Transient Space*, edited by Eleanor M. King, pp. 33–66. University of Arizona Press, Tucson.
- 2020 Modeling Maya Markets. In *The Real Business of Ancient Maya Economies: From Farmers' Fields to Rulers' Realms*, edited by Marilyn M. Masson, David A. Freidel, and Arthur A. Demarest, pp. 24–27. University Press of Florida, Gainesville.
- Kingsley, Melanie J., Charles Golden, Andrew K. Scherer, and Luz Midilia Marroquín Franco (editors)  
2010 Proyecto regional arqueológico Sierra Lacandon, informe preliminar no. 8. Report presented to the Instituto de Antropología e Historia de Guatemala, Guatemala City. Electronic document, <https://usumacinta-archaeology.blogspot.com/p/research-reports.html>.
- Ko, Horng-Huey, Yeo-Tzu Chang, Yueh-Hsuing Kuo, Chia-Hsuan Lin, and Yih-Fung Chen  
2021 *Oenothera laciniata* Hill Extracts Exhibits Antioxidant Effects and Attenuates Melanogenesis in B16-F10 Cells via Downregulating CREB/MITF/Tyrosinase and Upregulating p-ERK and p-JNK. *Plants* 10(4):727.
- Kufer, Johanna, Michael Heinrich, Harald Förther, and Elfriede Pöhl  
2005 Historical and Modern Medicinal Plant Uses: The Example of the Ch'orti' Maya and Ladinos in Eastern Guatemala. *Journal of Pharmacy and Pharmacology* 57:1127–1152.
- Lanfranco, Luis Pezo, and Sabine Eggers  
2012 Caries through Time: An Anthropological Overview. In *Contemporary Approach to Dental Caries*, edited by Ming-Yu Li, pp. 3–34. InTech, Rijeka.
- Las Casas, Bartolomé de  
1958 *Apologética historia*. Ediciones Atlas, Madrid.
- Laughlin, Robert M.  
1975 *Great Tzotzil Dictionary of San Lorenzo Zinacantan*. Smithsonian Institution Press, Washington, DC.
- Lee, Jared T.  
2007 “If My Tooth Hurts, I Pull it Out”: Oral Health in Antigua Santa Catarina Ixtahuacán. In *Health Care in Maya Guatemala: Confronting Medical Pluralism in a Developing Country*, edited by Water Randolph Adams and John P. Hawkins, pp. 179–193. University of Oklahoma Press, Norman.
- Lentz, David L.  
1986 Ethnobotany of the Jicaque of Honduras. *Economic Botany* 40: 210–219.
- 1993 Medicinal and Other Economic Plants of the Paya of Honduras. *Economic Botany* 47:358–370.
- Lentz, David L., Alice M. Clark, Charles D. Hufford, Barbara Meurer-Grimes, Claus M. Passreiter, Javier Cordero, Omar Ibrahim, and Adewole L. Okunade  
1998 Antimicrobial Properties of Honduran Medicinal Plants. *Journal of Ethnopharmacology* 63:253–263.
- Lentz, David L., and Ruth Dickau  
2005 *Seeds of Central America and Southern Mexico: The Economic Species*. Memoirs of the New York Botanical Garden 91. New York Botanical Garden Press, New York.
- Lentz, David L., Brian Lane, and Kim M. Thompson  
2014 Food, Farming, and Forest Management at Aguateca. In *Life and Politics at the Royal Court of Aguateca: Artifacts, Analytical Data, and Synthesis*, edited by Takeshi Inomata and Daniela Triadan, pp. 201–215. University of Utah Press, Salt Lake City.
- Lentz, David L., Jason Yaeger, Cynthia Robin, and Wendy Ashmore  
2005 Pine, Prestige and Politics of the Late Classic Maya at Xunantunich, Belize. *Antiquity* 79:573–585.
- Lentz, David L., Kevin Magee, Eric Weaver, John G. Jones, Kenneth B. Tankersley, Angela Hood, Gerald Islebe, Carmen E. Ramos Hernández, and Nicholas P. Dunning  
2015 Agroforestry and Agricultural Practices of the Ancient Maya at Tikal. In *Tikal: Paleoeecology of an Ancient Maya City*, edited by David L. Lentz, Nicholas P. Dunning, and Vernon L. Scarborough, pp. 152–185. Cambridge University Press, New York.

- Lentz, David L., Sally Woods, Angela Hood, and Marcus Murph  
2012 Agroforestry and Agricultural Production of the Ancient Maya at Chan. In *Chan: An Ancient Maya Farming Community*, edited by Cynthia Robin, pp. 89–109. University Press of Florida, Gainesville.
- Logan, Michael H.  
1973 Digestive Disorders and Plant Medicinals in Highland Guatemala. *Anthropos* 68:538–547.
- López de Gómara, Francisco  
1966 *Cortés: The Life of the Conquistador by his Secretary*. University of California Press, Berkeley.
- Maffi, Luisa  
1994 *A Linguistic Analysis of Tzeltal Maya Ethnosymptomology*. Ph.D. dissertation, Department of Anthropology, University of California, Berkeley.
- Maldonado-Peralta, M.A., García G. De Los Santos, J.R. García-Nava, C. Ramírez-Herrera, A. Hernández-Livera, J.M. Valdez-Carrasco, T. Corona-Torres, and V.M. Cetina-Alcalá  
2016 Seed Viability and Vigour of Two Nanche Species (*Malpighia mexicana* and *Byrsonima crassifolia*). *Seed Science and Technology* 44:168–176.
- Martin, Simon  
2012 Hieroglyphs from the Painted Pyramid: The Epigraphy of Chiik Nahb Structure Sub 1-4, Calakmul, Mexico. In *Maya Archaeology*, vol. 2, edited by Stephen Houston, Charles Golden, and Joel Skidmore, pp. 60–81. Precolumbia Mesoweb Press, San Francisco.  
2020 *Ancient Maya Politics: A Political Anthropology of the Classic Period 150–900 CE*. Cambridge University Press, Cambridge.
- Martin, Simon, and Nikolai Grube  
2008 *Chronicle of the Maya Kings and Queens: Deciphering the Dynasties of the Ancient Maya*, 2nd ed. Thames and Hudson, New York.
- Martínez-Vásquez, M., A.R. González-Esquinca, L. Cazares Luna, M.N. Moreno Gutiérrez, and A.N. García-Argáez  
1999 Antimicrobial Activity of *Byrsonima crassifolia* (L.) H.B.K. *Journal of Ethnopharmacology* 66:79–82.
- Masson, Marilyn A., and David A. Freidel  
2013 Wide Open Spaces: A Long View of the Importance of Maya Market Exchange. In *Merchants, Markets, and Exchange in the Pre-Columbian World*, edited by Joanne Pillsbury and Kenneth G. Hirth, pp. 201–228. Dumbarton Oaks Research Library and Collection, Washington, DC.
- McCafferty, Sharisse D., and Geoffrey G. McCafferty  
2008 Sweatbaths and Sacred Water in Ancient Mesoamerica. In *Flowing through Time: Exploring Archaeology through Humans and their Aquatic Environment*, edited by Larry Steinbrenner, Beau Cripps, Metaxia Georgopoulos, and Jim Carr, pp. 26–33. Archaeological Association of the University of Calgary, Calgary.
- Megged, Amos  
1994 Magic, Popular Medicine and Gender in Seventeenth-Century Mexico: The Case of Isabel de Montoya. *Social History* 19:189–207.
- Metcalfe, Charles R., and Laurence Chalk  
1957 *Anatomy of the Dicotyledons: Leaves, Stem, and Wood in Relation to Taxonomy, with Notes on Economic Uses*. Clarendon Press, Oxford.
- Michel, Joanna, Reinel Eduardo Duarte, Judy L. Bolton, Yue Huang, Armando Caceres, Mario Veliz, Djaja Doel Soejarto, and Gail B. Mahady  
2007 Medical Potential of Plants Used by the Q'eqchi Maya of Livingston, Guatemala for the Treatment of Women's Health Complaints. *Journal of Ethnopharmacology* 114:92–101.
- Miller, Catherine Annalisa  
2013 *Earth, Water, Sky: The Liminal Landscape of the Maya Sweatbath*. Ph.D. dissertation, Department of Architecture and Design, Virginia Polytechnic Institute and State University, Blacksburg.
- Moedano, Gabriel  
1977 El temascal y su deidad protectora en la tradición oral. *Boletín del Departamento de Investigación de las Tradiciones* 4:5–32.  
1986 El temascal, baño indígena tradicional. In *La medicina invisible: Introducción al estudio de la medicina tradicional de México*, edited by Xavier Lozoya and Carlos Zolla, pp. 279–303. Folios Ediciones, Mexico City.
- Morehart, Christopher T., David L. Lentz, and Keith M. Prufer  
2005 Wood of the Gods: The Ritual Use of Pine (*Pinus* spp.) by the Ancient Lowland Maya. *Latin American Antiquity* 16:255–274.
- Morell-Hart, Shanti  
2019 Techniques for Integrating Data from Macrobotanical and Microbotanical Residues. *Journal of Field Archaeology* 44:234–249.
- 2021 Everyday Knowledge and Apothecary Craft: Pharmacopoeias of Ancient Northwestern Honduras. *Cambridge Archaeological Journal*. Electronic document, <https://doi.org/10.1017/S0959774321000421>, accessed March 11, 2022.
- Morell-Hart, Shanti, and Jesús Alejandro González Córdova  
2017 Análisis paleoetnobotánico de Piedras Negras. In Proyecto Paisaje Piedras Negras-Yaxchilán, informe de la segunda temporada de investigación, edited by Andrew K. Scherer, Charles Golden, and Mónica Urquizú, pp. 235–251. Report submitted to Dirección General del Patrimonio Cultural y Natural, Instituto de Antropología e Historia, Guatemala City. Electronic document, <https://usumacinta-archaeology.blogspot.com/p/research-reports.html>.
- Morell-Hart, Shanti, Harper Dine, Sarah Watson, and Shane Teesdale  
2018 Análisis paleoetnobotánicos de Macabilerio y Piedras Negras (2016–2018). In Proyecto Paisaje Piedras Negras-Yaxchilán, informe de la tercera temporada de investigación, edited by Mónica Urquizú and Omar Alcover Firpi. Report submitted to Dirección General del Patrimonio Cultural y Natural, Instituto de Antropología e Historia, Guatemala City. Electronic document, <https://usumacinta-archaeology.blogspot.com/p/research-reports.html>.
- Munir, Rebecca, Nabil Semmar, Muhammad Farman, and Naseem Saud Ahmad  
2017 An Updated Review on Pharmacological Activities and Phytochemical Constituents of Evening Primrose (Genus *Oenothera*). *Asian Pacific Journal of Tropical Biomedicine* 7:1046–1054.
- Muñiz Ramirez, Alethia, Luis B. Flores Cotera, and Rosa Martha Perez Gutierrez  
2013 Anti-Inflammatory Activity of the Hexane Extract of *Byrsonima crassifolia* Seeds in Experimental Animal Models. *Alternative Therapies* 19:26–36.
- Napolitano, Valentina, and Gerardo Mora Flores  
2003 Complementary Medicine: Cosmopolitan and Popular Knowledge, and Transcultural Translations: Cases from Urban Mexico. *Theory, Culture and Society* 20(4):79–95.
- Nash, Dorothy L., and Louis O. Williams  
1976 *Flora of Guatemala*. Fieldiana: Botany, Vol. 24, Part XII. Field Museum of Natural History, Chicago.
- Nayak, B. Shivananda  
2006 *Cecropia peltata* L (Cecropiaceae) Has Wound-Healing Potential: A Preclinical Study in a Sprague Dawley Rat Model. *International Journal of Lower Extremity Wounds* 5(1):20–26.
- Nelson, Zachary N.  
2005 *Settlement and Population at Piedras Negras, Guatemala*. Ph.D. dissertation, Department of Anthropology, The Pennsylvania State University, University Park.  
2006 *Urban Development at Piedras Negras, Guatemala: Agriculture, Population, and Settlement*. VDM Verlag Dr. Müller, Saarbrücken.
- Nelson Sutherland, Cyril H.  
1986 *Plantas comunes de Honduras*, 2 vols. Editorial Universitaria, Tegucigalpa.
- Nicholson, Michael S., and Charles B. Arzeni  
1993 The Market Medicinal Plants of Monterrey, Nuevo León, México. *Economic Botany* 47:184–192.
- Oliveira, Rodrigo Leonardo Costa de, Veridiana Vizoni Scudeller, and Reinaldo Imbrozio Barbosa  
2017 Use and Traditional Knowledge of *Byrsonima crassifolia* and *B. coccolobifolia* (Malpighaceae) in a Makuxi Community of the Roraima Savanna, Northern Brazil. *Acta Amazonica* 47:133–140.
- Orellana, Sandra L.  
1987 *Indian Medicine in Highland Guatemala: The Pre-Hispanic and Colonial Periods*. University of New Mexico Press, Albuquerque.
- Oviedo y Valdes, Gonzalo Fernández de  
1851 [1535] *Historia general y natural de las Indias*. La Real Academia de la Historia, Madrid.
- Parnell, Jacob J., Richard E. Terry, and Charles Golden  
2001 Using In-Field Phosphate Testing to Rapidly Identify Middens at Piedras Negras, Guatemala. *Geoarchaeology* 16:855–873.
- Parnell, Jacob J., Richard E. Terry, and Payson D. Sheets  
2002b Soil Chemical Analysis of Ancient Activities in Cerén, El Salvador: A Case Study of a Rapidly Abandoned Site. *Latin American Antiquity* 13:331–342.
- Parnell, Jacob J., Richard E. Terry, and Zachary Nelson  
2002a Soil Chemical Analysis as an Interpretive Tool for Ancient Human Activities at Piedras Negras, Guatemala. *Journal of Archaeological Science* 29:379–404.



- Paulraj, Jayaraj, Raghavan Govindarajan, and Pushpangadan Palpu  
2013 The Genus *Spilanthes* Ethnopharmacology, Phytochemistry, and Pharmacological Properties: A Review. *Advances in Pharmacological and Pharmaceutical Sciences* 2013:1–22.
- Pearsall, Deborah M.  
2015 *Paleoethnobotany: A Handbook of Procedures*. Left Coast Press, Walnut Creek.
- Pendergast, David M., Murray H. Bartley, and George J. Armelagos  
1968 A Maya Tooth Offering from Yakalche, British Honduras. *Man* 3: 635–643.
- Pérez-Nicolás, Mónica, Heike Vibrans, Angélica Romero-Manzanares, Alfredo Saynes-Vásquez, Mario Luna-Cavazos, María Flores-Cruz, and Rafael Lira-Saade  
2017 Patterns of Knowledge and Use of Medicinal Plants in Santiago Camotlán, Oaxaca, Mexico. *Economic Botany* 71:209–223.
- Pérez Robles, Giselda, Andrew K. Scherer, and Charles Golden  
2016 Proyecto Paisaje Piedras Negras-Yaxchilán, informe de la primera temporada de investigación. Report submitted to Instituto de Antropología e Historia, Guatemala City. Electronic document, <https://usumacinta-archaeology.blogspot.com/p/research-reports.html>.
- Proskouriakoff, Tatiana  
1960 Historical Implications of a Pattern of Dates at Piedras Negras, Guatemala. *American Antiquity* 25:454–475.
- Rastrelli, Luca, Nunziatina de Tommasi, Ingeborg Berger, Armando Caceres, Amarillis Saravia, and Francesco de Simone  
1997 Glycolipids from *Byrsonima crassifolia*. *Phytochemistry* 45: 647–650.
- Redfield, Robert  
1950 *A Village that Chose Progress: Chan Kom Revisited*. University of Chicago Press, Chicago.
- Rivero-Cruz, José F., Sobeida Sánchez-Nieto, Guadalupe Benítez, Xochitl Casimiro, César Ibarra-Alvarado, Alejandra Rojas-Molina, and Blanca Rivero-Cruz  
2009 Antibacterial Compounds Isolated from *Byrsonima crassifolia*. *Revista Latinoamericana de Química* 37(2):155–163.
- Roche Recinos, Alejandra  
2021 *Regional Production and Exchange of Stone Tools in the Maya Polity of Piedras Negras, Guatemala*. Unpublished Ph.D. dissertation, Department of Anthropology, Brown University, Providence.
- Roche Recinos, Alejandra, and Mallory Matsumoto  
2016 Operación 15: Excavaciones en el Grupo S. In Proyecto Paisaje Piedras Negras: Yaxchilán, informe de la segunda temporada de investigación, edited by Andrew K. Scherer, Charles Golden, and Griselda Pérez Robles, pp. 8–31. Report submitted to Dirección General del Patrimonio Cultural y Natural, Instituto de Antropología e Historia, Guatemala City. Electronic document, <https://usumacinta-archaeology.blogspot.com/p/research-reports.html>.
- Roche Recinos, Alejandra, Jesús Alejandro González Córdova, and Shanti Morell-Hart  
2017 Operación 15I: Excavaciones en la plaza de la Estructura S-18. In Proyecto Paisaje Piedras Negras: Yaxchilán, informe de la segunda temporada de investigación, edited by Andrew K. Scherer, Charles Golden, and Mónica Urquizú, pp. 8–31. Report submitted to Dirección General del Patrimonio Cultural y Natural, Instituto de Antropología e Historia, Guatemala City. Electronic document, <https://usumacinta-archaeology.blogspot.com/p/research-reports.html>.
- Rode, Steven S.  
2007 “If We Do Not Eat Milpa, We Die”: The Cultural Basis of Health in Nahualá. In *Health Care in Maya Guatemala: Confronting Medical Pluralism in a Developing Country*, edited by Walter Randolph Adams and John Palmer Hawkins, pp. 69–87. University of Oklahoma Press, Norman.
- Rodríguez-Chávez, José, Verónica Egas, Edelmira Linares, Robert Bye, Tzazna Hernández, Francisco J. Espinosa-García, and Guillermo Delgado  
2017 Mexican Arnica (*Heterotheca inuloides* Cass. Asteraceae: Astereae): Ethnomedical Uses, Chemical Constituents and Biological Properties. *Journal of Ethnopharmacology* 195:39–63.
- Rodríguez Rouanet, Francisco  
1969 Prácticas médicas tradicionales de los indígenas de Guatemala. *Guatemala Indígena* 4(2):51–86.
- Romero, Javier  
1958 *Mutilaciones dentarias, prehispánicas de México y América en general*. Investigaciones 3. Instituto Nacional de Antropología e Historia, Mexico City.
- Roys, Ralph L.  
1965 *Ritual of the Bacabs: A Book of Maya Incantations*. University of Oklahoma Press, Oklahoma City.
- Sahagún, Fray Bernardino de  
2012 *Florentine Codex: General History of the Things of New Spain. Book 11: Earthly Things*. Translated by Charles E. Dibble and Arthur J.O. Anderson. University of Utah Press, Salt Lake City.
- Satterthwaite Jr., Linton  
1952 *Piedras Negras Archeology: Architecture. Part V: Sweathouses*. University of Pennsylvania Museum of Archaeology and Anthropology, Philadelphia.
- Saul, Frank P., and Norman Hammond  
1974 A Classic Maya Tooth Cache from Lubaantun, Belize. *Man* 9: 123–127.
- Schellhas, Paul  
1904 *Representation of Deities of the Maya Manuscripts*. Papers of the Peabody Museum of Archaeology and Ethnology 4. Peabody Museum of Archaeology and Ethnology, Cambridge.
- Schendel, Gordon  
1968 *Medicine in Mexico: From Aztec Herbs to Betatrons*. University of Texas Press, Austin.
- Scherer, Andrew K.  
2007 Population Structure of the Classic Period Maya. *American Journal of Physical Anthropology* 132:367–380.  
2015 Osteology of the El Diablo Complex: Burial 9 and associated caches. In *Temple of the Night Sun: A Royal Tomb at El Diablo, Guatemala*, edited by Sarah Newman, Stephen Houston, Edwin Román, and Thomas Garrison, pp. 180–207. Precolumbia Mesoweb Press, San Francisco.
- Scherer, Andrew K., Charles Golden, and Jeffrey Dobereiner (editors)  
2012 Proyecto arqueológico Busilja-Chocolja: Informe de la tercera temporada de investigación. Report presented to the Consejo de Arqueología del Instituto Nacional de Antropología e Historia, Mexico City. Electronic document, <https://usumacinta-archaeology.blogspot.com/p/research-reports.html>.
- Scherer, Andrew K., Charles Golden, and Jeffrey Dobereiner  
2013 Proyecto arqueológico Busilja-Chocolja: Informe de la cuarta temporada de investigación. Report submitted to the Consejo de Arqueología, Instituto Nacional de Antropología e Historia, Mexico City. Electronic document, <https://usumacinta-archaeology.blogspot.com/p/research-reports.html>.
- Schnell, Joshua, Sarah Newman, and Andrew K. Scherer  
2017 Análisis óseos de operación 15 de Piedras Negras. In Proyecto Paisaje Piedras Negras: Yaxchilán, informe de la segunda temporada de investigación, edited by Andrew K. Scherer, Charles Golden, and Mónica Urquizú, pp. 200–228. Report submitted to Dirección General del Patrimonio Cultural y Natural, Instituto de Antropología e Historia, Guatemala City. Electronic document, <https://usumacinta-archaeology.blogspot.com/p/research-reports.html>.
- Schnell, Joshua T.  
2017 *Medicine, Dental Practice, and the Production of Bone Objects as Seen from the S-Sector at Piedras Negras, Guatemala*. Unpublished master's thesis, Department of Anthropology, Brown University, Providence.
- Schnell, Joshua T., and Andrew K. Scherer  
2021 Classic Maya Dental Interventions: Evidence for Tooth Extractions at Piedras Negras, Guatemala. *Bioarchaeology International* 5. <https://doi.org/10.5744/bi.2021.1001>.
- Setzer, Mary C., Jennifer Schmidt Newby, Debra M. Moriarity, and William N. Setzer  
2015 A Phytopharmaceutical Survey of Abaco Island, Bahamas. *American Journal of Essential Oils and Natural Products* 3(1):10–17.
- Shaw, Leslie C.  
2012 The Elusive Maya Marketplace: An Archaeological Consideration of the Evidence. *Journal of Archaeological Research* 20:117–155.
- Shaw, Leslie C., and Eleanor M. King  
2015 The Maya Marketplace at Maax Na, Belize. In *Ancient Maya Marketplaces: The Archaeology of Transient Space*, edited by Eleanor M. King, pp. 168–194. University of Arizona Press, Tucson.
- Sheets, Payson, and Robert Mahoney  
2021 The Soundscape in the Replica of the Cerén Temazcal. *Ancient Mesoamerica*. <https://doi.org/10.1017/S0956536120000383>.
- Shelton, Rebecca, Amy Michael, Maxwell Forton, and Joshua Burbank  
2015 Cultural Assemblages in the Front and Middle Chambers of Actun



- Kabul. In *The Central Belize Archaeological Survey Project: A Report of the 2013 Field Season*, edited by Shawn G. Morton, Gabriel D. Wrobel, and Christopher R. Andres, pp. 14–33. Belize Archaeological Research and Education Foundation, East Lansing.
- Song, Rhan-ju, Bobbi Hohmann, Denise Mardiros, and David Glassman  
1994 All in the Family Circle: A Second Interim Report of the Human Skeletal Remains from Tolok, Cahal Pech, Belize 1993. In *Belize Valley Archaeological Reconnaissance Project: Progress Report of the Sixth (1993) Field Season*, edited by Jaime J. Awe, pp. 147–163. Institute of Archaeology, University of London, London.
- Standley, Paul Carpenter, and Julian Alfred Steyermark  
1946 *Flora of Guatemala*. Fieldiana: Botany, Vol. 24, Part IV. Field Museum of Natural History, Chicago.
- Stewart, T. Dale  
1941 New Examples of Tooth Mutilation from Middle America. *American Journal of Physical Anthropology* 28:117–124.
- Stuart, David  
2021 The *Wahys* of Witchcraft: Sorcery and Political Power among the Classic Maya. In *Sorcery in Mesoamerica*, edited by Jeremy Colman and John M.D. Pohl, pp. 179–205. University of Colorado Press, Louisville.
- Taube, Karl A.  
1992 *The Major Gods of Yucatan*. Dumbarton Oaks Research Library and Collection, Washington, DC.  
1994 The Birth Vase: Natal Imagery in Ancient Maya Myth and Ritual. In *The Maya Vase Book Vol. 4*, edited by Justin Kerr, pp. 650–685. Kerr Associates, New York.
- Tax, Sol, and Robert Hinshaw  
1969 The Maya of the Midwestern Highlands. In *Handbook of the Middle American Indians. Vol. 7: Ethnology*, edited by Evon Z. Vogt, pp. 69–100. University of Texas Press, Austin.
- Thiel, Amanda M., and Marsha B. Quinlan  
2020 Maya Medicinal Fruit Trees: Q'eqchi' Homegarden Remedies. *Economic Botany* 74:464–470.
- Thompson, Kim M., Angela Hood, Dana Cavallaro, and David L. Lentz  
2015 Connecting Contemporary Ecology and Ethnobotany to Ancient Plant Use Practices of the Maya at Tikal. In *Tikal: Paleoecology of an Ancient Maya City*, edited by Nicholas P. Dunning, David L. Lentz, and Vernon L. Scarborough, pp. 124–151. Cambridge University Press, New York.
- Ticktin, Tamara, and Sarah Paule Dalle  
2005 Medicinal Plant Use in Practice of Midwifery in Rural Honduras. *Journal of Ethnopharmacology* 96:233–248.
- Tiesler, Vera  
2001 *Decoraciones dentales entre los antiguos mayas*. Instituto Nacional de Antropología e Historia, Mexico City.
- Tiesler, Vera, Andrea Cucina, and Marco Ramírez-Solomón  
2017 Permanent Dental Modifications among the Ancient Maya: Procedures, Health Risks, and Social Identities. In *A World View of Bioculturally Modified Teeth*, edited by Scott E. Burnett and Joel D. Irish, pp. 270–284. University Press of Florida, Gainesville.
- Tokovinine, Alexandre, and Dmitri Beliaev  
2013 People of the Road: Traders and Travelers in Ancient Maya Words and Images. In *Merchants, Markets, and Exchange in the Pre-Columbian World*, edited by Joanne Pillsbury and Kenneth G. Hirth, pp. 169–200. Dumbarton Oaks Research Library and Collection, Washington, DC.
- Tozzer, Alfred, M. (editor)  
1941 *Landa's Relación de las cosas de Yucatan: A Translation*. Papers of the Peabody Museum of Archaeology and Ethnology 18. Peabody Museum, Cambridge.
- Urquizú, Mónica  
1998 PN 15: Excavaciones en Estructura S-8, del Grupo S-11. In *Proyecto arqueológico Piedras Negras, informe preliminar no. 2, segunda temporada, 1998*, edited by Hector L. Escobedo and Stephen D. Houston, pp. 83–102. Instituto de Antropología e Historia, Guatemala City.
- Urquizú, Mónica, and Damaris Menéndez  
2016 Análisis cerámico 2016, Proyecto Paisaje Piedras Negras-Yaxchilan. In Proyecto Paisaje Piedras Negras-Yaxchilan, informe de la primera temporada de investigación, edited by Andrew K. Scherer, Charles Golden, and Griselda Pérez Robles, pp. 216–242. Report submitted to Instituto de Antropología e Historia, Guatemala City. Electronic document, <https://usumacinta-archaeology.blogspot.com/p/research-reports.html>.
- Urquizú, Mónica, Andrew K. Scherer, and Charles Golden (editors)  
2017 Proyecto Paisaje Piedras Negras-Yaxchilán 2017, informe de la segunda temporada de investigación. Report submitted to the Ministerio de Cultura y Deportes, Dirección General del Patrimonio Cultural y Natural, Guatemala City. Electronic document, <https://usumacinta-archaeology.blogspot.com/p/research-reports.html>.
- Vásquez, Rosaura, Andrew K. Scherer, and Charles Golden  
2005 Proyecto regional arqueológico Sierra Lacandon, informe preliminar no. 3. Report submitted to the Instituto de Antropología e Historia de Guatemala, Guatemala City. Electronic document, <https://usumacinta-archaeology.blogspot.com/p/research-reports.html>.
- Vázquez de Espinosa, Antonio  
1942 *Compendium and Description of the West Indies*. Translated by Charles Upson Clark. Smithsonian Institution Press, Washington, DC.
- Versiani, Marco A., Manoel D. Sousa-Neto, and Jesus D. Pécora  
2011 Pulp Pathosis in Inlayed Teeth of the Ancient Mayas: A Microcomputed Tomography Study. *International Endodontic Journal* 44:1000–1004.
- Virkki, Niilo  
1962 Comentarios sobre el baño de vapor entre los indígenas de Guatemala. *Guatemala Indígena* 2(2):71–85.
- Wagley, Charles  
1949 The Social and Religious Life of a Guatemalan Village. *American Anthropologist* 51:1–150.
- Walshe-Roussel, Brendan, Marco Otarola Rojas, Pablo Sanchez Vindas, Todd Pesek, Victor Cal, and John Thor Arnason  
2019 Ethnobotany of Immunomodulatory Treatments Used by the Q'eqchi' Maya of Belize. *Economic Botany* 73:154–170.
- Wauchope, Robert  
1938 *Modern Maya Houses: A Study of their Archaeological Significance*. Carnegie Institution of Washington, Washington, DC.
- Weeks, John M., Jane Hill, and Charles Golden (editors)  
2005 *Piedras Negras Archaeology: 1931–1939*. University of Pennsylvania Museum of Archaeology and Anthropology, Philadelphia.
- Wheeler, Elizabeth A.  
2011 InsideWood: A Web Resource for Hardwood Anatomy. *IAWA Journal* 32(2):199–211.
- Whittington, Stephen L.  
1999 Caries and Ante Mortem Tooth Loss at Copán: Implications for Commoner Diet. In *Reconstructing Ancient Maya Diet*, edited by Christine D. White, pp. 151–167. University of Utah Press, Salt Lake City.
- Wilson, Kevara E.  
2007 “Your Destiny Is to Care for Pregnant Women”: Midwives and Childbirth in Nahualá. In *Health Care in Maya Guatemala: Confronting Medical Pluralism in a Developing Country*, edited by Walter Randolph Adams and John Palmer Hawkins, pp. 125–147. University of Oklahoma Press, Norman.
- Yoon, Weon-Jong, Young Min Ham, Byoung-Sam Yoo, Ji-Young Moon, Jaesook Koh, and Chang-Gu Hyun  
2009 *Oenothera laciniata* Inhibits Lipopolysaccharide Induced Production of Nitric Oxide, Prostaglandin E2, and Proinflammatory Cytokines in RAW264.7 Macrophages. *Journal of Bioscience and Bioengineering* 107:429–438.
- Zimmermann, Günter  
1956 *Die Hieroglyphen der Maya-Handschriften*. de Gruyter, Hamburg.