



**HAL**  
open science

# Molecular fossils of Aptian–Albian blue marls of the Vocontian Basin (France), depositional conditions and connections to the Tethys Ocean

Armelle Riboulleau, Melesio Quijada, Alexis Caillaud, François Baudin,  
Jean-Noël Ferry, Nicolas Tribovillard

## ► To cite this version:

Armelle Riboulleau, Melesio Quijada, Alexis Caillaud, François Baudin, Jean-Noël Ferry, et al.. Molecular fossils of Aptian–Albian blue marls of the Vocontian Basin (France), depositional conditions and connections to the Tethys Ocean. *Comptes Rendus. Géoscience*, 2023, 355 (S2), pp.1-22. 10.5802/cr-geos.233 . hal-04229148

**HAL Id: hal-04229148**

**<https://hal.science/hal-04229148>**

Submitted on 6 Oct 2023

**HAL** is a multi-disciplinary open access archive for the deposit and dissemination of scientific research documents, whether they are published or not. The documents may come from teaching and research institutions in France or abroad, or from public or private research centers.

L'archive ouverte pluridisciplinaire **HAL**, est destinée au dépôt et à la diffusion de documents scientifiques de niveau recherche, publiés ou non, émanant des établissements d'enseignement et de recherche français ou étrangers, des laboratoires publics ou privés.



Distributed under a Creative Commons Attribution 4.0 International License



INSTITUT DE FRANCE  
Académie des sciences

# *Comptes Rendus*

---

## *Géoscience*

### *Sciences de la Planète*

Armelle Riboulleau, Melesio Quijada, Alexis Caillaud, François Baudin,  
Jean-Noël Ferry and Nicolas Tribovillard


**Molecular fossils of Aptian–Albian blue marls of the Vocontian Basin (France),  
depositional conditions and connections to the Tethys Ocean**

Published online: 3 October 2023

<https://doi.org/10.5802/crgeos.233>

**Part of Special Issue:** Tribute to Jean Dercourt

**Guest editors:** François Baudin (Institut des Sciences de la Terre - Paris (ISTeP), Sorbonne Université), Éric Calais (École normale supérieure, Département de Géosciences, Paris) and François Chabaux (Institut Terre Environnement de Strasbourg (UMR 7063-Unistra-CNRS-ENGES), Université de Strasbourg)

 This article is licensed under the  
CREATIVE COMMONS ATTRIBUTION 4.0 INTERNATIONAL LICENSE.  
<http://creativecommons.org/licenses/by/4.0/>



*Les Comptes Rendus. Géoscience — Sciences de la Planète sont membres du  
Centre Mersenne pour l'édition scientifique ouverte*

[www.centre-mersenne.org](http://www.centre-mersenne.org)

e-ISSN : 1778-7025



Tribute to Jean Dercourt

# Molecular fossils of Aptian–Albian blue marls of the Vocontian Basin (France), depositional conditions and connections to the Tethys Ocean

Armelle Riboulleau<sup>Ⓢ</sup>\*,<sup>a</sup>, Melesio Quijada<sup>Ⓢ</sup><sup>a</sup>, Alexis Caillaud<sup>a</sup>, François Baudin<sup>Ⓢ</sup><sup>b</sup>, Jean-Noël Ferry<sup>c</sup> and Nicolas Tribovillard<sup>Ⓢ</sup><sup>a</sup>

<sup>a</sup> Laboratoire d'Océanologie & Géosciences, Université de Lille, UMR LOG 8187 Univ Lille-CNRS-ULCO-IRD, 59000, Lille, France

<sup>b</sup> Sorbonne Université, CNRS, IStEP, 75005, Paris, France

<sup>c</sup> TOTAL S.A., CSTJE, 64000 Pau, France

*E-mails:* armelle.riboulleau@univ-lille.fr (A. Riboulleau), melesioquijada@gmail.com (M. Quijada), caillaud.alexis@gmail.com (A. Caillaud), francois.baudin@sorbonne-universite.fr (F. Baudin), jean-noel.ferry@total.com (J.-N. Ferry), nicolas.tribovillard@univ-lille.fr (N. Tribovillard)

**Abstract.** The Mesozoic witnessed some episodes of marked accumulation and burial of organic matter (OM) in the Tethys Ocean and satellite basins, such as the Vocontian Basin (SE-France). These famous episodes, termed Oceanic Anoxic Events (OAEs), resulted from various factors, acting in complex synergies; the consensus about the key factors has not been reached yet. The Aptian–Albian Blue Marls Formation (Fm.) of the Vocontian Basin recorded the various substages of OAE1, plus additional organic-rich levels of regional extension. The semi-pelagic marlstones of the Blue Marls Fm. allow to carry out a detailed examination of the molecular fossils, to assess the respective weights of the factors involved in the OM storage process. In this work, we examined the lipid biomarkers of six organic-rich levels ranging from the Goguel Level to the Paquier Level in stratigraphic order. Biomarkers reputed to be characteristic of some OAEs are observed here: 2-methylhopanoids in the Goguel Level (OAE1a) and archaeal lipids in the Jacob, Kilian and Paquier Levels (OAE1b). This study shows that, in the Vocontian Basin, OM deposition resulted mostly from local factors and that each level has its own peculiarities; however, overarching connections with the Tethys Ocean were critical for the recording of global anoxic events.

**Keywords.** Vocontian basin, Organic matter, Lower Cretaceous, OAE1a, OAE1b, Biomarkers.

*Published online:* 3 October 2023

## 1. Introduction

The mid-Cretaceous Blue Marls Formation of the Vocontian Basin (SE-France) is a thick sequence

(650–800 m cumulated thickness) dominated by grey-colored pelagic to hemipelagic marls that were deposited in a fast subsiding basin [Bréhéret, 1995, Friès, 1986]. These deposits very well recorded both local and global environmental changes [Bréhéret, 1995, Friès, 1986]. Consequently, two Global

\* Corresponding author.

Boundary Stratotype Sections and Points (GSSPs), namely the Col de Pré-Guittard section for the base of the Albian Stage [Kennedy *et al.*, 2017] and the Mont Risou section for the base of the Cenomanian stage [Kennedy *et al.*, 2004] are located in the Blue Marls Formation. One of the most remarkable features of the Blue Marls Formation is the recurrence of pluridecimeteric dark colored layers, which have been collectively termed “organic levels” (OL), though the organic matter (OM) enrichment in these levels is highly variable [Bréhéret, 1995, Caillaud *et al.*, 2022]. All Cretaceous oceanic anoxic events (OAEs) were recorded in the Vocontian Basin [Leckie *et al.*, 2002, Föllmi, 2012], but in particular OAEs 1a to 1d and OAE2 are characterized by organic-rich deposits within the Blue Marls Formation. Nevertheless, additional OLs not related to global events are also observed.

Using sedimentation rate, grain size analysis, Rock-Eval analysis, trace metal content, and preliminary biomarker data, Caillaud *et al.* [2022] compared six of these OLs, namely the Goguel Level, Niveau Noir, Fallot Interval, Jacob Level, Kilian Level, and Paquier Level (Supplementary Figure 1). They concluded that the OLs were formed under variable conditions, but that in the absence of high primary productivity and bottom water anoxia, the supposedly “favorable” factors (e.g. rapid burial, sediment condensation, dominance of refractory terrestrial OM, ...), only caused modest OM enrichments in the sediment [Caillaud *et al.*, 2022]. We here present the continuation of the work by Caillaud *et al.* [2022] with detailed molecular fossil results of the same six OLs. These data complement the previous dataset and allow to reconsider the depositional model of some of these OLs.

## 2. Materials and methods

### 2.1. Sampling and bulk analysis

For bulk analysis, more than 130 samples were collected from 8 sections located in the Vocontian Basin (Figure 1, Supplementary Figure 2). Detailed information on the different sampled OLs and sections can be found in Supplementary text 1 and in Caillaud *et al.* [2022]. For each sample, 500 g–1 kg of rock were sampled. The surface sediment was removed on a thickness of 30–50 cm, in order to sample material not affected by weathering. The rock samples were

kept in aluminum foils to avoid contamination. All samples were characterized by Rock-Eval analysis at Sorbonne University (ISTeP) using a RE6 device and the bulk rock method [Caillaud *et al.*, 2022].

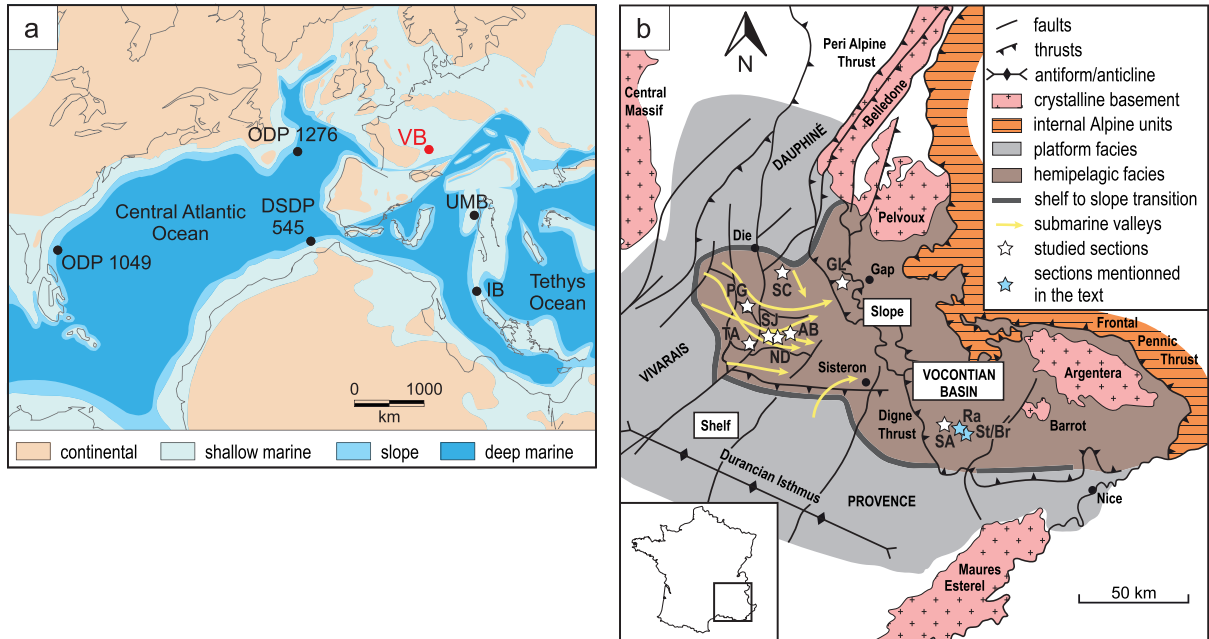
### 2.2. Biomarker analysis

64 samples, corresponding to black shales, dark-colored marls and bioturbated marls (Supplementary Figure 2), were selected for molecular fossil analysis. The procedure for lipid biomarker analysis is detailed in Supplementary text 2. Briefly, between 50 and 70 g of sediments were extracted using a mixture of dichloromethane and methanol 2:1 v/v with an accelerated solvent extractor. Maltenes-like fractions were recovered after reducing the total extracts to dryness by rotary evaporation and solubilisation in cyclohexane. The maltenes-like were separated in three fractions over an activated silica column using solvents of increasing polarity. The aliphatic and aromatic fractions were analyzed by gas chromatography–mass spectrometry (Supplementary text 2).

## 3. Results

### 3.1. Bulk OM

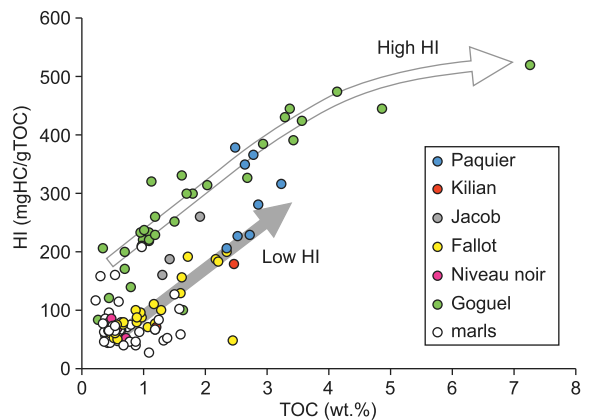
The total organic carbon (TOC) and results of Rock-Eval analysis of the total sample set were previously described [Caillaud *et al.*, 2022]. Only the most important features of the samples selected for the present study are briefly recalled here. The highest TOC contents are observed in the samples from the Goguel Level at les Sauzeries section (av. 3.3%), followed by the Paquier Level (av. 2.7%). The Goguel Level at Saint Jaume and Notre Dame sections, part of the Fallot Interval, the Jacob Level, and the Kilian Level show TOC contents between 1 and 2%. The Goguel Level at Glaise section, the upper part of the Fallot Interval, and the Niveau Noir show TOC contents lower than 1%, which are comparable to the TOC content of the surrounding marls. Generally, the Hydrogen Indices (HI) are positively correlated with the TOC contents (Figure 2; Supplementary Figure 3). The highest HI are observed in the Goguel Level at les Sauzeries (387 mgHC/gTOC on average) and Paquier Level (290 mgHC/gTOC), indicating type II kerogen. The other sections are characterized by low to very low HI (67–202 mgHC/gTOC), reflecting type



**Figure 1.** (a) Paleogeographic map of Late Aptian [simplified from Golonka, 2007] showing the location of the Vocontian Basin (VB) and the main other areas cited in the text. Central Atlantic Ocean: ODP Sites 1049 and 1276, DSDP Site 545; UMB: Umbria-Marche Basin; IB: Ionian Basin. (b) Map of the geological context of the Vocontian Basin during the Aptian times. Modified from Friès and Parize [2003]. AB: l'Arboudeysse; Br: les Briers; GL: Glaise; ND: Notre Dame; PG: Pré-Guittard; Ra: Ravel; SA: les Sauzeries; SC: Serre Chaitieu; SJ: Saint Jaume; St: Saint-André-les-Alpes; TA: Tarendol.

III to type II–III kerogen. The majority of samples bears  $T_{\max}$  values below 435 °C suggesting thermal immaturity. However, the  $T_{\max}$  values from Glaise and les Sauzeries sections are generally higher (435 and 439 °C, respectively), indicating that the OM has reached early oil-generating window.

Two parallel trends are observed for the positive correlation between TOC content and HI (Figure 2; Supplementary Figure 3). They are termed as “high HI” and “low HI” for the sake of simplicity. The high HI trend includes samples from the Goguel Level at all sections plus a few samples from the Paquier Level. The low HI trend includes samples from the Kilian Level, Fallot Interval, Niveau Noir, part of the Paquier Level, and some samples from the Goguel Level at Saint Jaume section. The few samples from the Jacob Level are located in between these two trends. These two trends are also visible when Rock-Eval data from other studies of the Blue Marls Formation [Bréhéret, 1994, Giraud *et al.*, 2018, Westermann *et al.*, 2013] are included.



**Figure 2.** Cross plot of the total organic carbon (TOC) content and Hydrogen Index (HI) for the rock samples of the Blue Marls Formation. The two trends depicted by the arrows are discussed in the text. See electronic version for colors.

### 3.2. Molecular fossils

A large variety of lipid biomarkers was found in the saturated and aromatic fractions of the studied samples. The molecular fossil content is similar in all samples. However, a few samples contain additional compounds, as will be described below. A detailed description of compounds distributions is presented in Supplementary text 3.

#### 3.2.1. Linear and branched alkanes

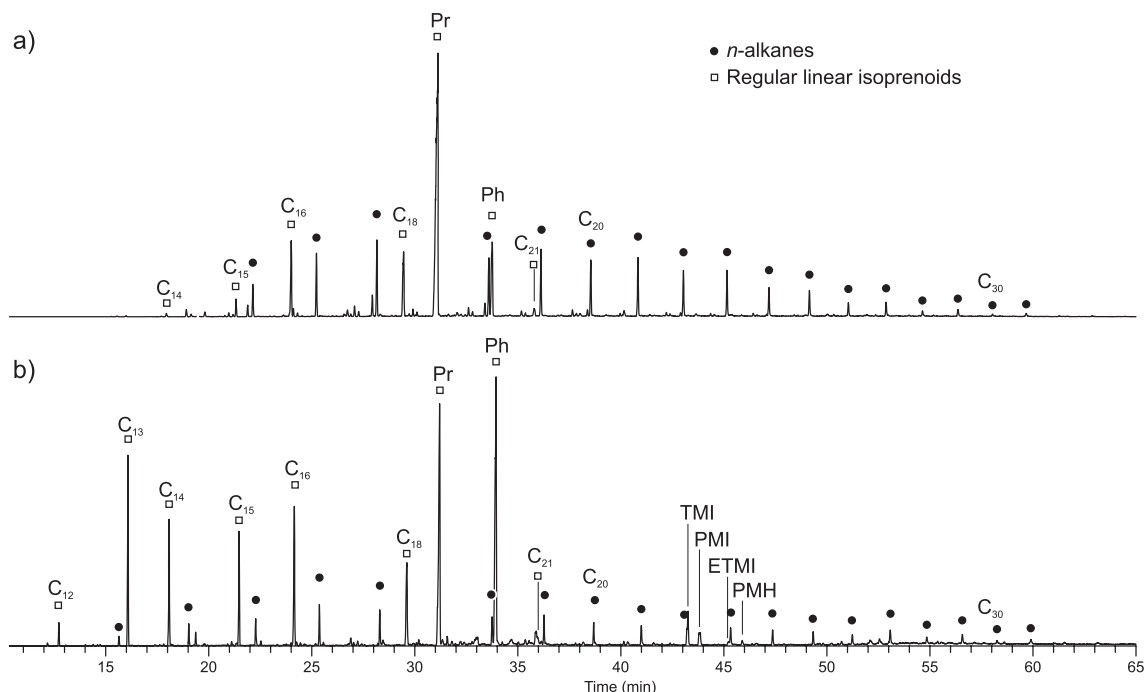
Linear alkanes (*n*-alkanes) generally dominate the saturated fractions. *n*-Alkanes comprise short chain compounds from C<sub>13</sub> to C<sub>22</sub>, with a maximum in C<sub>16</sub> or C<sub>17</sub> (Figure 3), which are generally ascribed to phytoplanktic sources [Blumer *et al.*, 1971, Giger *et al.*, 1980], and long chain compounds from C<sub>23</sub> to C<sub>33</sub>, presenting a predominance of odd-carbon-numbered compounds. Though odd-carbon-numbered long-chain *n*-alkanes may originate from micro- or macroalgae [e.g. Aichner *et al.*, 2010, Allard and Templier, 2000], these compounds mainly derive from the epicuticular waxes of terrestrial plants [Eglinton and Hamilton, 1967]. The terrestrial vs. aquatic ratio [TAR; Bourbonniere and Meyers, 1996] is generally lower than 0.4, reflecting a low contribution of long chain *n*-alkanes (Supplementary Table 1). Marl samples at Pré-Guittard have an average TAR of 5, and TAR > 0.4 are observed in the Fallot Interval and Paquier Level. The lowest TAR values are observed in the Goguel Level at les Sauzeries and Saint Jaume. The predominance of odd-carbon-numbered long *n*-alkanes, as indicated by OEP<sub>27</sub> [Scalan and Smith, 1970], is present in the majority of samples (Supplementary Table 1). The highest OEP<sub>27</sub> are observed in the Fallot Interval (av. 1.9) and Paquier Level (av. 1.8). In the samples of the Goguel Level at les Sauzeries and Glaise, the OEP<sub>27</sub> ~1 is ascribed to the high thermal maturity of the OM in these sections.

Series of 2-methyl- and 3-methyl-alkanes, ranging from C<sub>15</sub> to C<sub>21</sub>, maximizing around C<sub>17</sub>, are observed in most of the samples. These compounds generally derive from branched *iso*- and *anteiso*- fatty acids of gram positive bacteria [Goossens *et al.*, 1986, Kaneda, 1991]. The highest relative abundances of branched alkanes are observed in the Niveau Noir while low abundances are observed in the Fallot Interval (Supplementary Table 1).

#### 3.2.2. Acyclic and monocyclic isoprenoids

Acyclic isoprenoids mainly consist of a series of head-to-tail linked (regular) compounds ranging from C<sub>14</sub> to C<sub>21</sub> and are dominated by pristane (Pr) and phytane (Ph). Regular isoprenoids are generally less abundant than short *n*-alkanes (Supplementary Table 1; Figure 3a). In the Paquier and Jacob Levels, however, the relative abundance of regular isoprenoids is higher (Figure 3, Supplementary Table 1) and 2,6,10-trimethyltetradecane (C<sub>16</sub>) is the dominant regular isoprenoid in the samples of the Jacob Level. The samples from the Paquier Level also contain a series of tail-to-tail linked C<sub>24</sub>–C<sub>26</sub> irregular isoprenoids (TMI, PMI and ETMI) which were previously described by Vink *et al.* [1998, Figure 3] in the same interval. An additional compound belonging to this series, pentamethylhenicosane (PMH), is also tentatively identified (Supplementary Figure 4). Three isoprenoid compounds with a cyclohexyl ring ranging from C<sub>17</sub> to C<sub>19</sub> previously described by Vink *et al.* [1998] are also present with significant contents in the samples of the Paquier Level. Numerous other compounds showing comparable structures were tentatively identified based on their mass spectra (Supplementary Figure 5). The latter compounds, ranging from C<sub>14</sub> to C<sub>20</sub>, are also present in one sample of the Jacob Level.

Pristane and phytane are often related to chlorophyll [Didyk *et al.*, 1978], which is present in many photosynthetic organisms, but can also originate from the degradation of tocopherols, carotenoids or biphytane structures [Goossens *et al.*, 1984, Li *et al.*, 1995, ten Haven *et al.*, 1987], so they are not source-specific. PMI derives from the membrane lipids of archaea [Holzer *et al.*, 1979, Brasell *et al.*, 1981]. PMI and other archaea-derived isoprenoids, such as biphytanes, presenting a highly depleted carbon isotopic signature point to methanotrophic archaea as the source of these compounds [e.g. Elvert *et al.*, 1999, Birgel *et al.*, 2006]. Nevertheless, in deposits coeval to the Paquier Level, phytane, PMI and biphytanes have a heavy carbon isotopic signature [Kuypers *et al.*, 2002]. Isotopically heavy PMI is present in the deep part of the chemocline of the Black Sea and Cariaco Basin, and is related to chemoautotrophic archaea [Wakeham *et al.*, 2007, 2012]. Vink *et al.* [1998] suggested that



**Figure 3.** Mass chromatogram  $m/z$  57 of selected aliphatic fractions showing the distribution of acyclic compounds. (a) Sample TAFE2OG003—Kilian Level; (b) sample ARBOG002A—Paquier Level. Pr: pristane; Ph: pyhtane; TMI: 2,6,15,19-tetramethylcosane; PMI: 2,6,10,15,19-pentamethylcosane; ETMI: 10-ethyl-2,6,15,19-tetramethylcosane; PMH: pentamethylhenicosane,  $C_x$  = number of carbon atoms.

TMI and ETMI originated from the same source as PMI. Similarly, we consider likely that the other isoprenoids, including monocyclic compounds, present in abundance in the samples of the Paquier and Jacob Levels, also originate from chemoautotrophic archaea.

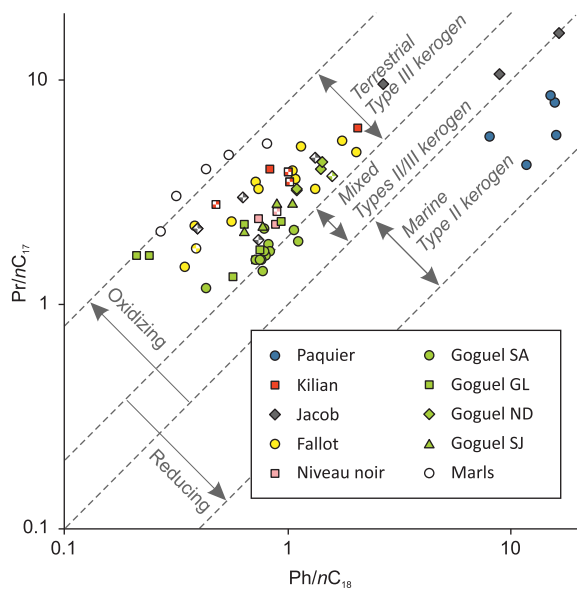
Most of the samples have a Pr/Ph ratio higher than 1 (Figure 4, Supplementary Table 1). The highest values of Pr/Ph, up to 8.6, are observed in the marl samples at Pré-Guittard, followed by the Fallot Interval. Only some samples from the Jacob and Paquier Levels have Pr/Ph close to or lower than 1 (Figure 4, Supplementary Table 1).

### 3.2.3. Steroids

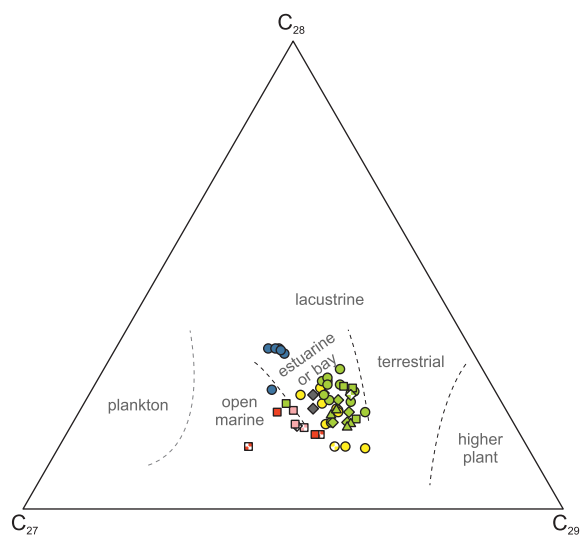
A wide variety of steroids is observed in most of the samples. The compounds include diaster-13(17)-enes, diasteranes, regular steranes, ring-C monoaromatic steroids and triaromatic steroids, as well as methylated counterparts. The highest relative abundances of steroids are observed in the Paquier Level and the Goguel Level at Notre Dame. Low relative

abundances of steroids are generally observed in the marls.

Regular steranes are generally dominated by  $C_{29}$  compounds (Figure 5, Supplementary Figure 6). In the Paquier Level, however,  $C_{27}$  isomers are dominating regular steranes. The relative abundance of  $C_{27}$ ,  $C_{28}$  and  $C_{29}$  regular steranes [Huang and Meinschein, 1979] suggests a mixed contribution of algal and terrestrial OM for all samples (Figure 5). Nevertheless, 24-*n*-propylcholestanes are observed in significant proportion in most of the samples (Supplementary Table 1). Precursors of 24-*n*-propylcholestane have been observed in marine algae [Raederstorff and Rohmer, 1984], desmosponges [Zumberge, 2019] and a foraminifer [Grabenstatter *et al.*, 2013]. 24-*n*-Propylcholestane could also result from diagenetic methylation of  $C_{29}$  sterols [Bobrovskiy *et al.*, 2021]. Nevertheless, 24-*n*-propylcholestanes are generally considered as indicative of deposition under marine conditions [Moldowan *et al.*, 1985]. The highest abundances of 24-*n*-propylcholestanes are observed in the Paquier Level (Supplementary Table 1).



**Figure 4.** Pristane/ $nC_{17}$  vs. phytane/ $nC_{18}$  cross plot of samples from the Vocontian Basin. Partially filled symbols correspond to marls collected close to the organic levels.



**Figure 5.** Ternary plot showing the distribution of  $C_{27}$ ,  $C_{28}$ , and  $C_{29}$  regular steranes in the aliphatic fractions. Legend of symbols as in Figure 4.

Methylsteroids comprise saturated and aromatic compounds methylated at position 2-, 3-, and 4-, as well as dinosteroids (based on the 4,23,24-

trimethylcholestane skeleton; Supplementary Figures 6, 10). 2-Methyl- and 3-methyl-steroids originate from diagenetic rearrangements in the sediment [Summons and Capon, 1988, 1991] and seem present in relatively stable proportion in the samples. Conversely, 4-methylsteroids and dinosteroids mainly originate from dinoflagellates [Summons *et al.*, 1987], and are present in variable proportion in the samples. The highest proportions of 4 $\alpha$ -methylsteranes, dinosteranes and triaromatic dinosteroids are observed in the Paquier and Goguel Levels at Notre Dame and Saint Jaume.

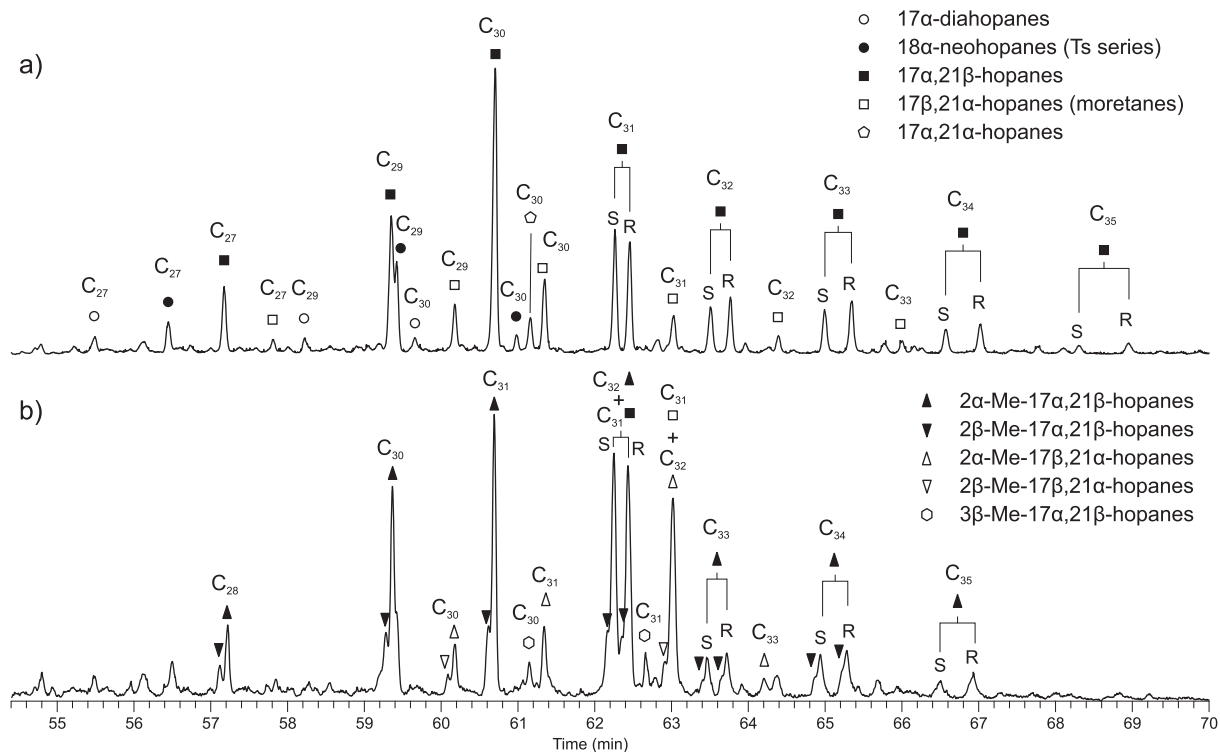
### 3.2.4. Hopanoids

A wide variety of hopanoids is observed in the samples (Supplementary text 3). The dominant hopanoids are saturated  $\alpha\beta$ -hopanes ranging from  $C_{27}$  to  $C_{35}$  ( $C_{28}$  absent) with a maximum in  $C_{30}$  and a progressive decrease of the abundance of homohopanoids with increasing chain length (Figure 6). The low abundance of  $C_{34}$  and  $C_{35}$  hopanes is indicative of a deposition in non-hypersaline conditions [ten Haven *et al.*, 1985]. The distribution of hopanoids isomers is comparable in most of the samples and reflects the thermal immaturity of the OM; however, the distribution differs at les Sauzeries and Glaise sections, reflecting the higher thermal maturity at these locations (Supplementary Table 1).

2-Methyl hopanes ranging from  $C_{28}$  to  $C_{35}$ , with a maximum in  $C_{31}$ , are present in significant proportion in most of the studied samples from the Goguel Level, with 2-methyl hopane index [2-MHI; Ando *et al.*, 2022] ranging between 6 and 23 (Figure 6; Supplementary Table 1). If present in the other OLs, the abundance of 2-methyl hopanes is very low. 2-Methyl hopanes are absent from the extract of marl samples (Supplementary Table 1). Traces of 3-methylhopanes are detected in many samples (Figure 6).

Desmethyl hopanoids mostly originate from bi-hopanoids present in the cell walls of many bacteria, including cyanobacteria [Ourisson and Rohmer, 1992, Talbot *et al.*, 2008, Kusch and Rush, 2022], so desmethyl hopanes are poorly specific bacterial markers. In contrast, methyl-hopanes are more specific: though their origin is still discussed, 2-methyl-hopanes mainly originate from cyanobacteria and alphaproteobacteria [Summons *et al.*, 1999, Naafs *et al.*, 2022, Kusch and Rush, 2022],





**Figure 6.** Partial mass chromatograms showing the distribution of (a) hopanes and moretanes ( $m/z$  191) and (b) methylhopanes ( $m/z$  205). Sample NDOG003—Goguel Level.

while 3-methylhopanes originate from aerobic methanotrophs [Neunlist and Rohmer, 1985, Cordova-Gonzalez *et al.*, 2020].

### 3.2.5. Aryl isoprenoids

Aryl isoprenoids are detected in most of the OLS, though generally in low abundance. This series ranges from C<sub>13</sub> to C<sub>20</sub>, with the C<sub>24</sub> and C<sub>29</sub> compounds also often present in low proportion. Values of the aryl isoprenoid ratio [AIR; Schwark and Frimmel, 2004] are generally higher than 1, reflecting the dominance of short aryl isoprenoids (C<sub>13</sub>–C<sub>15</sub>); nevertheless, AIR are lower than 1 in the Paquier Level (Supplementary Table 1). The highest proportions of arylisoprenoids are observed in the Paquier Level, as well as the Goguel Level at Glaise and Notre Dame.

Aryl isoprenoids are often considered to derive from carotenoids of anoxygenic photosynthetic bacteria [Summons and Powell, 1987, Brocks and Schaefer, 2008]. Nevertheless, other sources, in particular

the aromatisation of carotene, are also likely when these compounds are observed in rocks deposited in well oxygenated environments [Koopmans *et al.*, 1996b]. From the very low abundance of aryl isoprenoids longer than C<sub>20</sub>, the absence of C<sub>40</sub> aryl isoprenoids as well as of commonly observed isorenieratene derivatives [Koopmans *et al.*, 1996a], the arylisoprenoids observed in the sediments of the Vocontian Basin likely do not originate from anoxygenic photosynthetic bacteria. In particular, the abundant aryl isoprenoids and substituted alkylbenzenes (Supplementary text 3) observed in the samples from the Paquier Level could originate from the degradation and aromatisation of archaea-derived biphytanyl compounds.

### 3.2.6. Other terpenoids

Terpenoids of microbial origin, namely dammar-13(17)-enes and 13 $\beta$ ,17 $\alpha$ (H)-dammaranes [Meunier-Christmann *et al.*, 1991] are observed in the samples of the Paquier Level only, while

cheilanthanes [Peters *et al.*, 2005] are widespread in the samples from the Goguel Level, Niveau Noir, and the Paquier Level.

The aromatic terpenoids retene, cadalene, and 6-isopropyl-1-isoheptyl-2-methylnaphthalene are detected in most of the samples. These three compounds mainly derive from higher plant terpenoids and are thus generally related to a terrestrial source [van Aarssen *et al.*, 2000]. Their relative abundance is maximum in the marl samples from Pré-Guittard and minimum in the Goguel Level at Glaise and les Sauzeries. High relative abundances are also observed in the Paquier Level (Supplementary Table 1). Cadalene, a non-specific terrestrial plant biomarker [van Aarssen *et al.*, 2000] is largely dominant in all the samples, though its relative abundance is slightly lower in the Goguel Level at les Sauzeries section.

Series of methylated 2-methyl-(trimethyltridecyl)-chromans (MTTC) are present in most of the samples, except those from Pré-Guittard, les Sauzeries and Glaise sections. These compounds likely originate from the rearrangement of the phytol side chain of chlorophyll [Li *et al.*, 1995] but are widely used as paleosalinity indicators. The dominance of the 5,7,8-trimethyl-isomer in the samples from the Vocontian Basin indicates normal salinity conditions [Sinning-Damsté *et al.*, 1993].

### 3.2.7. Polycyclic aromatic hydrocarbons

Condensed polycyclic aromatic hydrocarbons ranging from triaromatic (phenanthrene and anthracene) to heptaaromatic (coronene) are detected in most of the samples (Supplementary Table 1, Supplementary Figure 13). These compounds generally have a pyrogenic origin [Wakeham *et al.*, 1980, bin Abas *et al.*, 1995] and can be used as tracers of terrigenous inputs. The highest relative abundances of PAHs are associated to a predominance of benzo[ghi]perylene and coronene, and are observed in the marl samples from Pré-Guittard section, Tarandol (Kilian and Jacob Levels), and Serre Chaitieu sections (Fallot Interval). Low relative abundances of PAHs are observed in the samples of the Goguel Level, Niveau Noir and Paquier Level.

Dibenzofuran is detected in most of the samples, except the marls from Pré-Guittard. Its highest abundance is observed in the Niveau Noir. Dibenzofuran and its alkylated counterparts have been

related to lichens and can be used as tracers of terrigenous inputs [Radke *et al.*, 2000]. Nevertheless, our data suggest that dibenzofuran here results from the degradation of an algal or microbial biomass (see Section 4).

### 3.2.8. Sulfur containing compounds

Organo-sulfur compounds (OSCs) are present in all the samples from the Paquier Level. They correspond to a C<sub>20</sub> isoprenoid thiophene and several isomers of C<sub>20</sub> isoprenoid benzothiophenes. OSCs are not observed in the other samples.

## 4. Discussion

### 4.1. Thermal maturity

Based on Rock-Eval analysis and molecular indicators (Supplementary Table 1), the majority of the studied outcrops are thermally immature, allowing to compare the biomarker content with each other in these different settings. Nevertheless, consistent with previous studies [Bréhéret, 1995], our data indicate that the oil-generating window was reached at les Sauzeries and Glaise sections (Supplementary Table 1). The biomarker content of the Goguel Level at these two outcrops must therefore be considered in the light of this higher thermal maturity.

### 4.2. Comparison of the different OLS

Previous characterisations of the OM in the Blue Marls Formation based on palynofacies, palynology or organic geochemistry, showed that the OM was mainly of marine origin, with variable contributions of terrestrial plant debris [Bodin *et al.*, 2023, Bréhéret, 1994, Friedrich *et al.*, 2003, Heimhofer *et al.*, 2006, Herrle *et al.*, 2010, 2003b, Kuypers *et al.*, 2002, Okano *et al.*, 2008b, Tribovillard and Gorin, 1991]. The biomarkers identified in the present study confirm the mainly autochthonous origin of the OM, while the contributions from higher plants are present, but are low in most of the samples. According to previous studies (*op. cit.*), the variations of the organic content reflect several factors: sea-level evolution during the Aptian to Albian interval, variations of primary productivity, orbitally induced climate fluctuations, and oceanic anoxic events. In addition, turbiditic corridors are well documented in the western part of

the Vocontian Basin [Bréhéret, 1995, Friès, 1986, Friès and Parize, 2003], so that the location within the basin might also influence the organic content.

The Blue Marls Formation is characterized by alternations of light and dark levels related to orbitally induced climate oscillations [Ait-Itto *et al.*, 2023, Charbonnier *et al.*, 2023, Gale *et al.*, 2011]. These orbitally induced oscillations are also visible in the OLS, as the latter frequently present alternations of black shales or dark-colored laminated marls and bioturbated marls (Supplementary Figure 2). Since the sampling for molecular fossil analyses was mainly focussed on the darkest sub-levels, the discussion below concentrates on the conditions most prone to OM deposition.

#### 4.2.1. Hemipelagic marls

Though located in the west part of the Vocontian Basin, the Pré-Guittard section does not show major turbidites in the sampled interval (Supplementary Figure 2) and can therefore be considered as representative of the hemipelagic sedimentation. The very low TOC content and HI, as well as high OI [Caillaud *et al.*, 2022, Ait-Itto *et al.*, 2023], are typical for highly degraded OM (type IV). Such observation is consistent with the high Pr/Ph ratio and the absence of C<sub>35</sub> homohopanes, indicative of well oxygenated conditions in the sediment [Didyk *et al.*, 1978, Peters and Moldowan, 1991]. The very low abundance of steroids, the notable contribution of resistant compounds, such as long *n*-alkanes from terrestrial plant waxes and fire-derived PAHs, and the CPI of *n*-alkanes close to 1, are also consistent with extensive biodegradation [Hoefs *et al.*, 2002, Peters *et al.*, 2005]. Dibenzofuran is hardly observed at Pré-Guittard, while other land-sourced compounds, e.g. long-chain *n*-alkanes, cadalene and PAHs are relatively abundant. The latter compounds are mainly delivered to the marine environment as aerosols [Simoneit and Mazurek, 1982, Simoneit, 1984], while dibenzofuran could be delivered by rivers, thus explaining this discrepancy. Nevertheless, an alternative source for dibenzofuran is suggested by our data (see below). It should be noted that in the marl samples from the Pré-Guittard section, the terrestrial signature is higher than in the marl samples from the other sections (Supplementary Table 1).

#### 4.2.2. Goguel Level

The Goguel Level is recording the Oceanic Anoxic Event (OAE) 1a in the Vocontian Basin. The OAE1a is a global event characterized by a carbonate crisis, deposition of organic-rich sediments in marine settings and a marked negative carbon isotope excursion in both carbonates and OM [see Föllmi, 2012, for a review].

The Goguel Level was sampled at four different outcrops (Figure 1, Supplementary Figure 2). Les Sauzeries was in a distal setting, far from detrital influences [Bréhéret, 1995]. Nevertheless, the OM is thermally mature. Glaise section is as well supposed as a distal setting, but was influenced by detrital inputs, as indicated by the fine turbidites. The OM is thermally mature, as for les Sauzeries. Saint Jaume and Notre Dame sections were located in a more proximal setting and contain more detrital deposits, as indicated by the numerous turbidites, though the turbidites are thin at Saint Jaume and relatively thick à Notre Dame. As a result of the detrital influence, lower TOC and HI are observed at Glaise, Notre Dame and Saint Jaume compared to les Sauzeries (Supplementary Figure 3); still, the four outcrops all belong to the “High HI” trend, the same trend as observed in the coeval Selli Level, in the Umbria-Marche Basin [Baudin *et al.*, 1998].

Consistent with previous molecular fossil studies [Heimhofer *et al.*, 2004, Okano *et al.*, 2008a,b, Ando *et al.*, 2022, 2017], the molecular signature of the Goguel Level is marked by the predominance of autochthonous algal and microbial OM, without marked difference in the four studied sections (Supplementary Table 1). In particular, all four sections show a similar low abundance of land-derived inputs. The moderate amounts of dibenzofurans in these sections suggest that this compound is not land-derived. The high sterane/hopane ratio in the least thermally mature sections reflects an important contribution of eukaryotes and in particular a significant contribution of dinoflagellates, which can be related to the observation of dinocysts and acritarchs in the palynofacies [Heimhofer *et al.*, 2006, Ando *et al.*, 2022]. A high abundance of dinosteroids was similarly observed in the coeval mid-Pacific organic-rich deposits of Shatsky Rise [Dumitrescu and Brassell, 2005].

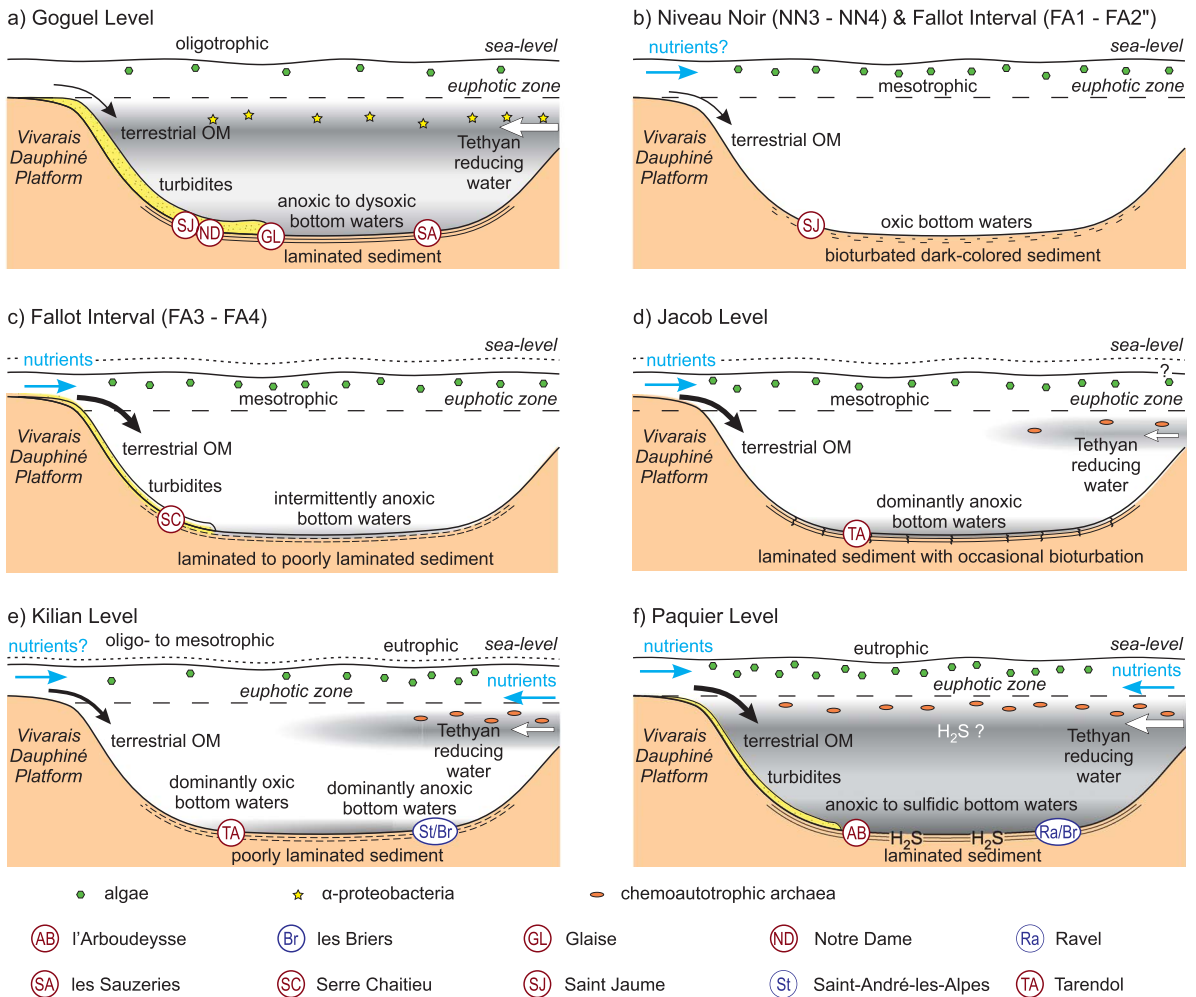
Though indicators of severe water column anoxia were described in the coeval deposits from northern Tethys [Pancost *et al.*, 2004, van Breugel *et al.*, 2007], and sediment anoxia at Shatsky Rise [Dumitrescu and Brassell, 2005], molecular fossils of euxinia or anoxia, like aryl isoprenoids are not observed in the Vocontian Basin. The Goguel Level presents a “paper shale” texture, and the benthic fauna is overall rare [Friès, 1986, Bréhéret, 1995, Giraud *et al.*, 2018]. Moreover, the dominance of fluorescing amorphous OM in the palynofacies and the high HI indicate a good degree of OM preservation [Heimhofer *et al.*, 2004, 2006, Ando *et al.*, 2022]. These data point to anoxic conditions at the sediment water interface (Figure 7a), consistent with the high values of the C<sub>35</sub> homohopane ratio [Peters and Moldowan, 1991]. Episodic oxygenation is indicated by the intermittent presence of benthic foraminifera or bioturbation in the Goguel Level [Friès, 1986, Bréhéret, 1995, Giraud *et al.*, 2018], but the low enrichments of redox-sensitive trace elements [Westermann *et al.*, 2013, Caillaud *et al.*, 2020] could reflect a basin reservoir effect [Caillaud *et al.*, 2020]. Despite the dominance of anoxia in the sediment, high Pr/Ph are observed in the Goguel Level [this study; Okano *et al.*, 2008b, Ando *et al.*, 2017]; it thus appears that the Pr/Ph ratio is not a good indicator of oxygenation conditions in this level. The high Pr/Ph ratio could be related to an abundance of pristane precursors, such as tocopherols, in the organic flux to the sediment [Goossens *et al.*, 1984], or to peculiar diagenetic conditions, as also suggested by the abundance of MTTC [Li *et al.*, 1995].

The abundance of 2-methylhopanoids at the four studied sections is distinctive of the Goguel Level compared to the other OLs of the Vocontian Basin. The abundance of 2-methylhopanoids has been previously described in different organic-rich deposits of OAE1a [Kuypers *et al.*, 2004b, Dumitrescu and Brassell, 2005, 2006, Karakitsios *et al.*, 2018, Castro *et al.*, 2019], but also in the deposits of the Toarcian OAE [Farrimond *et al.*, 1994, Blumenberg and Wiese, 2012, Ruebsam *et al.*, 2018, Ajuaba *et al.*, 2022], and OAE2 [Farrimond *et al.*, 1990, Kuypers *et al.*, 2004a, Forster *et al.*, 2008]. The significance of elevated concentrations of 2-methyl hopanoids is still highly discussed [Kusch and Rush, 2022]. Nevertheless, a recent review suggests that the abundance of 2-methylhopanoids during these events reflects an

expansion of marine anoxygenic photoautotrophic  $\alpha$ -proteobacteria as a response to water column deoxygenation [Naafs *et al.*, 2022]. A high contribution of  $\alpha$ -proteobacteria during deposition of the Goguel Level is consistent with the oligotrophic conditions indicated by the nannofossil content [Herrle and Mutterlose, 2003, Giraud *et al.*, 2018]. Oligotrophic conditions are generally not prone to favor deoxygenation of the water column or sediment. Conversely, high productivity is documented at the beginning of OAE1a in the Tethys Ocean [Aguado *et al.*, 2014, Sabatino *et al.*, 2015]. For this reason, it appears more likely that the deoxygenation in the Vocontian Basin resulted from the spreading of oxygen-poor waters originating from the Tethys Ocean (Figure 7a). The Goguel Level was deposited during a transgressive period [Supplementary Figure 14; Rubino, 1989, Friès and Parize, 2003, Ferry *et al.*, 2022], which favored communications between the Tethys Ocean and the Vocontian Basin. The gradient of the phosphorus content in the sediment [Westermann *et al.*, 2013], and the observation of maximum 2-MHI in the most basinal section at les Sauzeries, are consistent with this scenario. Sedimentary condensation likely also favored OM enrichment [Supplementary Figure 14; Caillaud *et al.*, 2022, 2020].

#### 4.2.3. *Niveau noir*

The Niveau Noir has not been correlated with other organic-rich levels outside the Vocontian Basin and is considered a local event. In the present study, only the two upper sub-levels of the Niveau Noir were analyzed (NN3 and NN4, Supplementary Figure 2). The biomarker content of these two samples indicate that the OM is mainly of algal to bacterial origin. The low abundances of continent-derived long-chain *n*-alkanes and cadalene, as well as fire-derived PAHs, are consistent with the absence of turbidites from the Niveau Noir, though turbidites are present in other parts of Saint Jaume section. Molecular indicators of the redox state of the water column and sediment (homohopane ratio, AIR, ...) indicate oxygenated conditions, consistent with the absence of redox-sensitive trace metal enrichment [Caillaud *et al.*, 2022]. The abundance of branched alkanes suggests efficient bacterial activity under aerobic conditions. Nevertheless, the sterane/hopane ratio indicates significant input of eukaryotic biomass, including algae producing 4-methyl-steranes. The chain



**Figure 7.** Depositional model for the different Ols.

length distribution of steranes in the Niveau Noir is characterized by a high proportion of the C<sub>27</sub> compounds (Figure 5). C<sub>27</sub> sterols are produced by a variety of marine algae as well as zooplankton [Volkman, 1986], and thus are not specific biomarkers. Nevertheless, cholesterol dominance was observed in the upper sediment or settling particles of several high productivity environments [e.g. Volkman *et al.*, 1987, Colombo *et al.*, 1996]. The high proportion of the C<sub>27</sub> steranes in the Niveau Noir could therefore reflect high primary productivity, despite the low enrichment of trace elements sensitive to productivity [Caillaud *et al.*, 2022]. Consistent with our interpretation, the nannofossil content of the NN4 level

indicates higher primary productivity than for the surrounding marls [Herrle *et al.*, 2010].

To summarize, the Niveau Noir resulted from an increase in surface primary productivity (Figure 7b, Supplementary Figure 14), possibly resulting from orbitally induced increases of nutrient delivery associated to continental runoff [Herrle *et al.*, 2010]. Nevertheless, this increase in primary productivity was not sufficient to significantly alter the concentration of oxygen in the water column and sediment (Figure 7b). As a result, OM preservation was ultimately low. The Niveau Noir was deposited during a high sea level interval [Rubino, 1989, Friès and Parize, 2003], sediment condensation likely also contributed

to OM enrichment [Supplementary Figure 14; Caillaud *et al.*, 2022].

#### 4.2.4. *Fallot interval*

The Fallot Interval has no recognised lateral equivalent outside the Vocontian Basin and is considered a local event. Though the biomarker content of the Fallot Interval is dominated by an algo-bacterial signature, the influence of terrestrial OM is more pronounced than in the other OLS. A progressive increase of the terrestrial influence from the base to the top of the Fallot Interval is indicated by the increase of TAR and of the relative abundance of PAHs, mirroring a decrease of the proportions of the marine steroids and of dibenzofuran (Supplementary Table 1). Consistently, several authors consider that the Fallot Interval was deposited during a period of falling relative sea level [Supplementary Figure 14; Rubino, 1989, Friès and Parize, 2003]. The values of the AIR and C<sub>35</sub> homohopane ratio, as well as the absence of isorenieratane [Reitner *et al.*, 2015], point to dysoxic to well oxygenated conditions, consistent with the presence of bioturbations and benthic foraminifera in most of the Fallot Interval [Bréhéret, 1995, Friedrich *et al.*, 2003]. The low HI and low abundance of steroids consistently indicate efficient OM degradation. The moderate sterane/hopane ratio suggests a moderate input of eukaryotic biomass, consistent with the mesotrophic conditions indicated by planktic foraminifera [Friedrich *et al.*, 2003]. The latter authors suggested that OM enrichment in the sediment was related to moderately high primary productivity for the lower part of the Fallot Interval, but was linked to water column stagnation in the upper part. The molecular fossil content of the lower part of the Fallot Interval is consistent with the “productivity” model of Friedrich *et al.* [2003] and points to depositional conditions comparable to the Niveau Noir, but with a higher input of terrestrial OM (Figure 7b). Nevertheless, for the second part of the Fallot Interval, the stagnation model [Friedrich *et al.*, 2003] is not supported by the redox proxies. Taking account of the lower hydrocarbon extraction yields from leaves and wood of terrestrial plants compared to algae [e.g. Cranwell *et al.*, 1990, Bush and McInerney, 2013, Jambrina-Enríquez *et al.*, 2018], the biomarker content likely underestimates the proportion of terrestrial OM in the sediment. Though a detailed palynofacies analysis is needed to further

support this hypothesis, the more pronounced terrestrial signature suggests that the upper part of the Fallot Interval results from efficient burial of terrestrial OM (Figure 7b, Supplementary Figure 14), as proposed by Caillaud *et al.* [2022].

#### 4.2.5. *Jacob Level*

The Jacob Level is the first organic-rich deposit associated to OAE1b in the Vocontian Basin [Leckie *et al.*, 2002, Coccioni *et al.*, 2014]. Lateral equivalents of the Jacob Level have been mostly recognised in the Tethys Ocean and in the Pacific Ocean; it could correspond to a global event [see Bodin *et al.*, 2023, for a review].

Debris of higher plants have been described in the Jacob Level [Barale and Bréhéret, 1995], as well as abundant spores and pollen grains in the palynofacies [Bréhéret, 1995, Heimhofer *et al.*, 2006]. Consistent, PAHs, retene and cadalene are relatively abundant. Nevertheless, only the highest sample from the Jacob Level shows a high TAR, and the molecular signature is overall dominated by the algal contribution (Supplementary Table 1). Low proportions of dinosterane and medium values of the triaromatic dinosteroid (TADS, Supplementary text 2) ratio suggest medium to low contribution of dinoflagellates. Average C<sub>27</sub> triaromatic steroids (TAS, Supplementary text 2) values also suggest an average productivity of coccolithophorids or prasinophytes. Consistent, the microfaunal content suggests mesotrophic conditions [Erbacher *et al.*, 1998, Heimhofer *et al.*, 2006]. The samples of the Jacob Level plot between the “high HI” and “low HI” trends (Figure 2), which suggests intermediate OM preservation, and is consistent with the variable proportion of amorphous OM in the palynofacies [Heimhofer *et al.*, 2006]. The same conclusion can be reached based on the molecular signature: steranes and hopanes are relatively abundant but the homohopane index is null, suggesting OM degradation in an oxygenated sediment. The presence of benthic foraminifera in the Jacob Level [Erbacher *et al.*, 1998] gives support to this latter interpretation.

A peculiar feature in the extracts of the Jacob Level is the abundance of acyclic and monocyclic isoprenoids. Though PMI and TMI are not observed in the Jacob Level [this study; Ando *et al.*, 2022, 2017], we consider that the abundant isoprenoids likely derive from lipids of planktic chemoautotrophic

archaea. The archaeal biomarkers PMI and TMI have been described in Livello 113, a lateral equivalent of the Jacob Level in Umbria-Marche Basin [Coccioni *et al.*, 2014, Ferraro, 2017]. Livello 113 was deposited as a result of moderate to high primary productivity and anoxia to dysoxia of the bottom water [Coccioni *et al.*, 2014, Sabatino *et al.*, 2015, Ferraro *et al.*, 2020]. Planktic chemoautotrophic archaea could have been driven in the Vocontian Basin through intrusions of anoxic intermediate waters originating from the northern Tethyan margin. The presence of the Tethyan taxon *Nannoconus* in the Jacob Level [Herrle and Mutterlose, 2003], is consistent with this scenario. Nevertheless, the water column was oxygenated in the Vocontian Basin, which led to efficient degradation of the archaeal lipids (Figure 7d).

Previous models have proposed that OM enrichment in the Jacob Level was the result of sediment condensation, low sea level, elevated detrital input, or water column anoxia [Br  h  ret, 1995, Erbacher *et al.*, 1998, Heimhofer *et al.*, 2006, Caillaud *et al.*, 2022]. A short episode of temperature increase during this interval is documented in the Umbria-Marche Basin [Ferraro *et al.*, 2020]. Increased continental runoff associated to a more humid climate could have increased the delivery of terrestrial OM, but also favoured primary productivity and bottom water stagnation in the Vocontian Basin [Figure 7d; Heimhofer *et al.*, 2006]. The Jacob Level was deposited during a period of low sea level, which also favoured the delivery of continental OM to the Vocontian Basin [Figure 7d, Supplementary Figure 14; Fri  s and Parize, 2003]. Nevertheless, the surrection of the west margin of the Vocontian Basin during the late Aptian–early Albian [Ferry *et al.*, 2022] could have further contributed to the increased detrital flux.

#### 4.2.6. Kilian Level

The Kilian Level is the second organic-rich deposit associated to OAE1b in the Vocontian Basin [Leckie *et al.*, 2002, Trabucho Alexandre *et al.*, 2011, Coccioni *et al.*, 2014]. The Kilian Level is associated to a negative carbon isotope excursion, which has been recognised in numerous settings [Trabucho Alexandre *et al.*, 2011, Bodin *et al.*, 2023]. It corresponds to a global event.

Two samples from the Kilian Level were analyzed for their biomarker content and they show contrasting results: the lower one is comparable to

the marls below, with a marked terrestrial signature (TAR, PAHs) and abundant hopanes, while the second sample has a reduced terrestrial contribution and a more marine affinity, but high abundance of plant terpenes. The relative abundance of steroids in the Kilian Level is low, but is higher than in the surrounding marls. The sterane/hopane ratio is high in the upper sample. Based on TADS values, the dinoflagellate contribution is low in both samples, but higher than in the surrounding marls, and lower than in the Jacob Level (Supplementary Table 1). The  $C_{27}$ TAS ratio indicates a contribution of coccolithophorid or prasinophyte comparable in the Kilian Level and surrounding marls. The sterane distribution in the upper sample is dominated by cholestane, interpreted as indicative of increased primary productivity. Despite the differences between the two studied samples, the biomarker content is consistent with the notable occurrence of terrestrial palynomorphs in the palynofacies [Herrle *et al.*, 2003b]. It also suggests low to medium primary productivity, consistent with the oligo- to mesotrophic conditions indicated by nannofossils [Herrle *et al.*, 2003b]. No molecular indicators of water column anoxia are observed, though the small and poorly diversified planktic foraminifera suggest water column stratification or deoxygenation [Br  h  ret, 1995, Kennedy *et al.*, 2000]. Though the Kilian Level is often laminated, the low  $C_{35}$  homohopane ratio indicates a relatively oxygenated sediment, consistent with the presence of benthic foraminifera [Herrle *et al.*, 2003b] and modest enrichments in redox-sensitive trace elements [Caillaud *et al.*, 2022, Wang *et al.*, 2022]. Our observations differ from previous molecular studies of the Kilian Level at Saint-Andr  -les-Alpes, located to the east of the Vocontian Basin, in a more basal setting (Figure 1). A higher contribution of dinoflagellates was observed [Ando *et al.*, 2017], with a general increase from the Jacob to the Kilian and Paquier Levels. In addition, PMI and TMI were present in significant concentration [Okano *et al.*, 2008b].

In the Umbria-Marche Basin and in the Central Atlantic Ocean, the equivalents of the Kilian Level are dominated by marine OM and resulted from increases in surface productivity [Trabucho Alexandre *et al.*, 2011, Coccioni *et al.*, 2014]. They were deposited under anoxic bottom waters, though trace elements are not systematically enriched in the rocks [Trabucho Alexandre *et al.*, 2011, Sabatino *et al.*,

2015]. The Italian equivalent of the Kilian Level contains TMI and PMI, but no isorenieratane [Ferraro, 2017].

Recent studies of les Briers outcrop, located to the east of the Vocontian Basin, suggest that the Kilian Level resulted from an episode of increased primary productivity and OM preservation, associated to pulses of continental runoff in the Vocontian Basin [Bodin *et al.*, 2023]. The molecular data do not conflict with this model, but the presence of archaeal biomarkers in the eastern part of the basin suggest that the Vocontian Basin was also influenced by intrusions of reducing water from the Tethyan margin (Figure 7d, Supplementary Figure 14). These intrusions led to higher surface productivity, high abundance of dinoflagellates, presence of planktic archaea and possibly more reducing conditions in the water column in the eastern part of the Vocontian Basin, but not to the west (Figure 7d). The east–west decrease of TOC content in the Kilian Level [Caillaud *et al.*, 2022, Bodin *et al.*, 2023] and the absence of *Nannoconus* in the Kilian Level at Pré-Guittard and Palluel [Bréhéret, 1995], in the west part of the Vocontian Basin, give support to this scenario.

#### 4.2.7. Paquier Level

The Paquier Level is the most prominent of the organic-rich deposits associated to OAE1b in the Vocontian Basin [Bréhéret, 1995, Coccioni *et al.*, 2014]. Equivalents of the Paquier Level are recognised worldwide, in particular by its marked negative carbon isotope excursion in carbonate [Trabucho Alexandre *et al.*, 2011, Coccioni *et al.*, 2014; also see Bodin *et al.*, 2023 for a review]. The Paquier Level is the only level in the OAE1b that records global ocean deoxygenation [Wang *et al.*, 2022].

The molecular fossil content of the Paquier Level is characterized by the abundance of archaea-derived acyclic and monocyclic isoprenoids (Supplementary text 3). This feature was previously observed in Ravel section, located in a more basinal part of the Vocontian Basin [Vink *et al.*, 1998, Kuypers *et al.*, 2002, Okano *et al.*, 2008b]. The high abundance of archaea-derived phytane in the samples of the Paquier Level explains the low Pr/Ph, which are the lowest of our dataset (Supplementary Table 1). The Paquier Level is also characterized by a high abundance of steranes, a high sterane/hopane ratio and the highest abundances of *n*-propyl cholestanes, indicative

of a high flux of a diversified eukaryotic biomass. The relative abundance of dinosteroids is high, as indicated by the TADS values [Ando *et al.*, 2017], which can be related to the abundance of dinocysts in the palynofacies [Tribovillard and Gorin, 1991, Kennedy *et al.*, 2000]. The chain length distribution of steranes in the Paquier Level is characterized by the dominance of the C<sub>27</sub> compounds, which we interpret as indicating high primary productivity. This interpretation is consistent with the microfaunal content indicating eutrophic conditions [Erbacher *et al.*, 1998, Kennedy *et al.*, 2000, Herrle *et al.*, 2003b]. Though the molecular signature of marine organisms is dominant, the terrestrial contribution, indicated by the TAR, abundance of PAHs and of higher plant aromatic terpenoids, is also notable (Supplementary Table 1). These molecular data can be related to the presence of abundant terrestrial palynomorphs in the palynofacies [Tribovillard and Gorin, 1991, Herrle *et al.*, 2003b], and of occasional plant remains in the rocks [Bréhéret, 1995]. The contribution of terrestrial OM in the Paquier Level has been observed in different locations of the Vocontian Basin, and cannot be ascribed to the relatively proximal setting of the studied section.

The high homohopane ratio and the presence of OSCs indicate sulfidic conditions in the sediment, possibly associated with bottom water anoxia (Figure 7f). This is consistent with the rarity of the benthic fauna [Bréhéret, 1995, Erbacher *et al.*, 1998], abundance of amorphous OM in the palynofacies [Tribovillard and Gorin, 1991], and trace metal enrichment in the sediment [Benamara *et al.*, 2020, Caillaud *et al.*, 2022, Wang *et al.*, 2022]. Nevertheless, no indicator of photic zone anoxia was detected, consistent with previous data [Kuypers *et al.*, 2002].

Molecular fossil analyses were performed in several lateral equivalents of the Paquier Level, in the Umbria-Marche Basin [Coccioni *et al.*, 2014], in the Ionian Basin [Tsikos *et al.*, 2004] and in the Central Atlantic Ocean [Kuypers *et al.*, 2002]. All these levels are characterized by the abundance of biomarkers derived from archaeal lipids, including PMI and TMI, and by the absence of isorenieratane [Kuypers *et al.*, 2002, Tsikos *et al.*, 2004, Ferraro, 2017]. While in the Central Atlantic Ocean samples the steranes are dominated by the C<sub>29</sub> compounds and 2-methylhopanes are present [Kuypers *et al.*, 2002], the biomarker content in the Umbria-Marche



Basin is more comparable with that of the Paquier Level, with a dominance of C<sub>27</sub> steranes and possible absence of 2-methylhopanes [Ferraro, 2017]. These lateral equivalents of the Paquier Level are all characterized by heavy organic carbon isotopic ratios ( $\delta^{13}\text{C}_{\text{org}} = -22$  to  $-17\text{‰}$ ), indicative of a high contribution of chemoautotrophic archaea [Kuyppers *et al.*, 2002, Tsikos *et al.*, 2004, Sabatino *et al.*, 2015]. In the Paquier Level, however, heavy organic carbon isotopic ratios are only observed sporadically [Benamara *et al.*, 2020, Ait-Itto *et al.*, 2023, Bodin *et al.*, 2023], indicating that archaea were rarely dominant in the Vocontian Basin.

Because of the high proportion of terrestrial OM, several authors proposed that the Paquier Level deposited as a result of increased input of nutrient to the ocean associated to a warm, humid climate and continental runoff [Herrle *et al.*, 2003a,b, Benamara *et al.*, 2020, Bodin *et al.*, 2023]. The highest levels of primary productivity and water stratification would have been reached under favourable orbital conditions, at the peak of a long period of progressive warming [Wang *et al.*, 2022, Bodin *et al.*, 2023]. The surrection of the west margin of the Vocontian Basin during the late Aptian–early Albian [Ferry *et al.*, 2022] possibly also contributed to the increased inputs of continental material during this period. The molecular fossil content does not conflict with the influence of terrestrial runoff. Nevertheless, the similarity of biomarker composition in the northern Tethyan margin and in the Vocontian Basin, as well as the abundance of the Tethyan nannofossil *Nannoconus* in certain layers of the Paquier Level [Br  h  ret, 1995], are consistent with the establishment of good connections between the Tethys Ocean and the Vocontian Basin (Figure 7f). The Paquier Level is interpreted as a 3rd order maximum flooding surface [Figure 7f, Supplementary Figure 14; Rubino, 1989, Fri  s and Parize, 2003]. Sediment and bottom water anoxia in the Vocontian Basin could therefore have resulted from the high primary productivity, nevertheless, an expansion of the Tethyan oxygen minimum zone associated to the eustatic rise also seems possible.

## 5. Conclusion

Basing on sedimentation rate, grain size analysis, Rock-Eval analysis, trace metal content, and preliminary biomarker data, Caillaud *et al.* [2022] came to

the conclusion that organic matter (OM) enrichment within the Blue Marls Formation (Aptian–Albian) was only modest because the conditions in the Vocontian Basin were overall not favorable to massive burial of OM. This detailed study of the biomarker content in the Organic Levels confirms that surface productivity fluctuated mainly between oligotrophic and mesotrophic and that bottom waters were rarely reducing. As a result, the OLs of regional extension only show modest OM enrichments, associated to small increases of productivity (Niveau Noir) or of terrestrial OM inputs (Fallot Interval).

Larger-scale events are fundamentally different: the Goguel Level (OAE1a) and Jacob, Kilian, and Paquier Levels (OAE1b) present the same molecular peculiarities (abundance of 2-methylhopanoids and of archaeal lipids, respectively) as coeval deposits located outside the Vocontian Basin. These are strong arguments in favor of good connections between the Tethys Ocean and the Vocontian Basin during the deposition of these levels. In particular, a lateral spreading of the Tethyan oxygen minimum zone into the Vocontian Basin could explain the low sediment oxygenation despite moderate increases of surface productivity. Sea-level variations were previously considered as an important factor influencing OM enrichment, through sediment condensation and water column stratification. The present biomarker study highlights how sea-level variations also impact OM enrichment in a given sedimentary basin, through connections with surrounding basins. Such feature, well known in modern settings, such as the Cariaco Basin off Venezuela, are more difficult to document in ancient sedimentary basins.

## Declaration of interests

The authors do not work for, advise, own shares in, or receive funds from any organization that could benefit from this article, and have declared no affiliations other than their research organizations.

## Acknowledgements

We thank TOTAL S.A. (now TotalEnergy) for funding this research, M. Gentric for administrative management, M. Delattre and R. Abraham for technical support. P. Adam and P. Schaeffer (Institut de Chimie de Strasbourg) are acknowledged for their help in identifying compounds.

## Supplementary data

Supporting information for this article is available on the journal's website under <https://doi.org/10.5802/crgeos.233> or from the author.

## References

- Aguado, R., de Gea, G. A., Castro, J. M., O'Dogherty, L., Quijano, M. L., Naafs, B. D. A., and Pancost, R. D. (2014). Late Barremian–early Aptian dark facies of the Subbetic (Betic Cordillera, southern Spain): Calcareous nannofossil quantitative analyses, chemostratigraphy and palaeoceanographic reconstructions. *Palaeogeogr. Palaeoclimatol. Palaeoecol.*, 395, 198–221.
- Aichner, B., Herzsich, U., and Wilkes, H. (2010). Influence of aquatic macrophytes on the stable carbon isotopic signatures of sedimentary organic matter in lakes on the Tibetan Plateau. *Org. Geochem.*, 41, 706–718.
- Ait-Itto, F.-Z., Martinez, M., Deconinck, J.-F., and Bodin, S. (2023). Astronomical calibration of the OAE1b from the Col de Pré-Guittard section (Aptian–Albian), Vocontian Basin, France. *Cret. Res.*, 150, article no. 105618.
- Ajuaba, S., Sachsenhofer, R. F., Bechtel, A., Galasso, F., Gross, D., Misch, D., and Schneebeli-Hermann, E. (2022). Biomarker and compound-specific isotope records across the Toarcian CIE at the Dormettingen section in SW Germany. *Int. J. Earth Sci.*, 111, 1631–1661.
- Allard, B. and Templier, J. (2000). Comparison of neutral lipid profile of various trilaminar outer cell wall (TLS)-containing microalgae with emphasis on algaenan occurrence. *Phytochemistry*, 54, 369–380.
- Ando, T., Sawada, K., Okano, K., Takashima, R., and Nishi, H. (2017). Marine primary producer community during the mid-Cretaceous oceanic anoxic events (OAEs) 1a, 1b and 1d in the Vocontian Basin (SE France) evaluated from triaromatic steroids in sediments. *Org. Geochem.*, 106, 13–24.
- Ando, T., Sawada, K., Okano, K., Takashima, R., and Nishi, H. (2022). Marine paleoecological variations during the mid-Cretaceous oceanic anoxic event 1a in the Vocontian Basin, southeastern France. *Palaeogeogr. Palaeoclimatol. Palaeoecol.*, 586, article no. 110779.
- Barale, G. and Bréhéret, J.-G. (1995). Discovery of *Cheirolepidiaceae* from the Aptian Marnes bleues of the Vocontian zone, south east basin, France. *C. R. Acad. Sci. Paris*, 321, 433–439.
- Baudin, F., Fiet, N., Coccioni, R., and Galeotti, S. (1998). Organic matter characterisation of the Selli Level (Umbria-Marche Basin, central Italy). *Cretac. Res.*, 19, 701–714.
- Benamara, A., Charbonnier, G., Adatte, T., Spangenberg, J. E., and Föllmi, K. B. (2020). Precession-driven monsoonal activity controlled the development of the early Albian Paquier oceanic anoxic event (OAE1b): evidence from the Vocontian Basin, SE France. *Palaeogeogr. Palaeoclimatol. Palaeoecol.*, 537, article no. 109406.
- bin Abas, M. R., Simoneit, B. R. T., Elias, V., Cabral, J. A., and Cardoso, J. N. (1995). Composition of higher molecular weight organic matter in smoke aerosol from biomass combustion in Amazonia. *Chemosphere*, 30, 995–1015.
- Birgel, D., Thiel, V., Hinrichs, K.-U., Elvert, M., Campbell, K. A., Reitner, J., Farmer, J. D., and Peckmann, J. (2006). Lipid biomarker patterns of methane-seep microbialites from the Mesozoic convergent margin of California. *Org. Geochem.*, 37, 1289–1302.
- Blumenberg, M. and Wiese, F. (2012). Imbalanced nutrients as triggers for black shale formation in a shallow shelf setting during the OAE 2 (Wunstorf, Germany). *Biogeosciences*, 9, 4139–4153.
- Blumer, M., Guillard, R. R. L., and Chase, T. (1971). Hydrocarbons of marine phytoplankton. *Mar. Biol.*, 8, 183–189.
- Bobrovskiy, I., Hope, J. M., Nettersheim, B. J., Volkman, J. K., Hallmann, C., and Brocks, J. J. (2021). Algal origin of sponge sterane biomarkers negates the oldest evidence for animals in the rock record. *Nat. Ecol. Evol.*, 5, 165–168.
- Bodin, S., Charpentier, M., Ullmann, C. V., Rudra, A., and Sanei, H. (2023). Carbon cycle during the late Aptian–early Albian OAE 1b: a focus on the Kilian–Paquier levels interval. *Glob. Planet. Change*, 222, article no. 104074.
- Bourbonniere, R. A. and Meyers, P. A. (1996). Sedimentary geolipid records of historical changes in the watersheds and productivities of Lakes Ontario and Erie. *Limnol. Oceanogr.*, 41, 352–359.
- Brassell, S. C., Wardroper, A. M. K., Thomson, I. D., Maxwell, J. R., and Eglinton, G. (1981). Spe-

- cific acyclic isoprenoids as biological markers of methanogenic bacteria in marine sediments. *Nature*, 290, 693–696.
- Bréhéret, J.-G. (1994). The mid-cretaceous organic-rich sediments from the vocontian zone of the French southeast basin. In Mascle, A., editor, *Hydrocarbon and Petroleum Geology of France*, Special Publication of the European Association of Petroleum Geoscientists, pages 295–320. Springer, Berlin, Heidelberg.
- Bréhéret, J.-G. (1995). L’Aptien et l’Albien de la Fosse vocontienne (des bordures au bassin). Évolution de la sédimentation et enseignements sur les événements anoxiques. Thèse de doctorat, Université François Rabelais—Tours.
- Brocks, J. J. and Schaeffer, P. (2008). Okenane, a biomarker for purple sulfur bacteria (Chromatiaceae), and other new carotenoid derivatives from the 1640Ma Barney Creek Formation. *Geochim. Cosmochim. Acta*, 72, 1396–1414.
- Bush, R. T. and McInerney, F. A. (2013). Leaf wax *n*-alkane distributions in and across modern plants: implications for paleoecology and chemotaxonomy. *Geochim. Cosmochim. Acta*, 117, 161–179.
- Caillaud, A., Quijada, M., Hlohowskyj, S. R., Chappaz, A., Bout-Roumazielles, V., Reynaud, J.-Y., Riboulleau, A., Baudin, F., Adatte, T., Ferry, J.-N., and Tribovillard, N. (2022). Assessing controls on organic matter enrichments in hemipelagic marls of the Aptian-Lower Albian Blue Marls of the Vocontian Basin (France): an unexpected variability observed from multiple “organic-rich” levels. *BSGF—Earth Sci. Bull.*, 193, article no. 2.
- Caillaud, A., Quijada, M., Huet, B., Reynaud, J.-Y., Riboulleau, A., Bout-Roumazielles, V., Baudin, F., Chappaz, A., Adatte, T., Ferry, J.-N., and Tribovillard, N. (2020). Turbidite-induced re-oxygenation episodes of the sediment-water interface in a diverticulum of the Tethys Ocean during the Oceanic Anoxic Event 1a: the French Vocontian Basin. *Depos. Rec.*, 6, 352–382.
- Castro, J. M., de Gea, G. A., Quijano, M. L., Aguado, R., Froehner, S., Naafs, B. D. A., and Pancost, R. D. (2019). Complex and protracted environmental and ecological perturbations during OAE 1a—evidence from an expanded pelagic section from south Spain (Western Tethys). *Glob. Planet. Change*, 183, article no. 103030.
- Charbonnier, G., Boulila, S., Spangenberg, J. E., Vermeulen, J., and Galbrun, B. (2023). Astrochronology of the Aptian stage and evidence for the chaotic orbital motion of Mercury. *Earth Planet. Sci. Lett.*, 610, article no. 118104.
- Coccioni, R., Sabatino, N., Frontalini, F., Gardin, S., Sideri, M., and Sprovieri, M. (2014). The neglected history of Oceanic Anoxic Event 1b: insights and new data from the Poggio le Guaine section (Umbria–Marche Basin). *Stratigraphy*, 11, 245–282.
- Colombo, J. C., Silverberg, N., and Gearing, J. N. (1996). Lipid biogeochemistry in the Laurentian Trough: I—fatty acids, sterols and aliphatic hydrocarbons in rapidly settling particles. *Org. Geochem.*, 25, 211–225.
- Cordova-Gonzalez, A., Birgel, D., Kappler, A., and Peckmann, J. (2020). Carbon stable isotope patterns of cyclic terpenoids: a comparison of cultured alkaliphilic aerobic methanotrophic bacteria and methane-seep environments. *Org. Geochem.*, 139, article no. 103940.
- Cranwell, A., Jaworski, G. H. M., and Bickley, H. M. (1990). Hydrocarbons, sterols, esters and fatty acids in six freshwater chlorophytes. *Phytochemistry*, 29, 145–151.
- Didyk, B. M., Simoneit, B. R. T., Brassell, S. C., and Eglinton, G. (1978). Organic geochemical indicators of palaeoenvironmental conditions of sedimentation. *Nature*, 272, 216–222.
- Dumitrescu, M. and Brassell, S. C. (2005). Biogeochemical assessment of sources of organic matter and paleoproductivity during the early Aptian Oceanic Anoxic Event at Shatsky Rise, ODP Leg 198. *Org. Geochem.*, 36, 1002–1022.
- Dumitrescu, M. and Brassell, S. C. (2006). Compositional and isotopic characteristics of organic matter for the early Aptian Oceanic Anoxic Event at Shatsky Rise, ODP Leg 198. *Palaeogeogr. Palaeoclimatol. Palaeoecol.*, 235, 168–191.
- Eglinton, G. and Hamilton, R. J. (1967). Leaf epicuticular waxes. *Science*, 156, 1322–1335.
- Elvert, M., Suess, E., and Whiticar, M. J. (1999). Anaerobic methane oxidation associated with marine gas hydrates: superlight C-isotopes from saturated and unsaturated C<sub>20</sub> and C<sub>25</sub> irregular isoprenoids. *Naturwissenschaften*, 86, 295–300.
- Erbacher, J., Gerth, W., Schmiedl, G., and Hemleben, Ch. (1998). Benthic foraminiferal assemblages of late Aptian-early Albian black shale intervals in the Vocontian Basin, SE France. *Cret. Res.*, 19, 805–826.

- Farrimond, P., Eglinton, G., Brassell, S. C., and Jenkyns, H. C. (1990). The Cenomanian/Turonian anoxic event in Europe: an organic geochemical study. *Mar. Pet. Geol.*, 7, 75–89.
- Farrimond, P., Stoddart, D. P., and Jenkyns, H. C. (1994). An organic geochemical profile of the Toarcian anoxic event in northern Italy. *Chem. Geol.*, 111, 17–33.
- Ferraro, S. (2017). *Oceanic Anoxic Event (OAE) 1b (Late Aptian–Early Albian): Evolutionary, Palaeoecological, Palaeoceanographic and Palaeoclimatic Implication*. Università Degli Studi di Urbino Carlo Bo - Urbino, Italia.
- Ferraro, S., Coccioni, R., Sabatino, N., Del Core, M., and Sprovieri, M. (2020). Morphometric response of late Aptian planktonic foraminiferal communities to environmental changes: a case study of *Paraticinella rohri* at Poggio le Guaine (central Italy). *Palaeogeogr. Palaeoclimatol. Palaeoecol.*, 538, article no. 109384.
- Ferry, S., Grosheny, D., and Amédéo, F. (2022). Sedimentary record of the “Austrian” tectonic pulse around the Aptian–Albian boundary in SE France, and abroad. *C. R. Geosci.*, 354, 1–21.
- Föllmi, K. B. (2012). Early Cretaceous life, climate and anoxia. *Cret. Res.*, 35, 230–257.
- Forster, A., Kuypers, M. M. M., Turgeon, S. C., Brumsack, H.-J., Petrizzo, M. R., and Sinninghe Damsté, J. S. (2008). The Cenomanian/Turonian oceanic anoxic event in the South Atlantic: New insights from a geochemical study of DSDP Site 530A. *Palaeogeogr. Palaeoclimatol. Palaeoecol.*, 267, 256–283.
- Friedrich, O., Reichelt, K., Herrle, J. O., Lehmann, J., Pross, J., and Hemleben, C. (2003). Formation of the Late Aptian Niveau Fallot black shales in the Vocontian Basin (SE France): evidence from foraminifera, palynomorphs, and stable isotopes. *Mar. Micropaleontol.*, 49, 65–85.
- Friès, G. (1986). *Dynamique du bassin subalpin à l’Apto-Cénomanién*. These de doctorat, Paris 6 - Paris.
- Friès, G. and Parize, O. (2003). Anatomy of ancient passive margin slope systems: Aptian gravity-driven deposition on the Vocontian palaeomargin, western Alps, south-east France. *Sedimentology*, 50, 1231–1270.
- Gale, A. S., Bown, P., Caron, M., Crampton, J., Crowhurst, S. J., Kennedy, W. J., Petrizzo, M. R., and Wray, D. S. (2011). The uppermost Middle and Upper Albian succession at the Col de Palluel, Hautes-Alpes, France: An integrated study (ammonites, inoceramid bivalves, planktonic foraminifera, nanofossils, geochemistry, stable oxygen and carbon isotopes, cyclostratigraphy). *Cret. Res.*, 32, 59–130.
- Giger, W., Schaffner, C., and Wakeham, S. G. (1980). Aliphatic and olefinic hydrocarbon in recent sediments of Greifensee, Switzerland. *Geochim. Cosmochim. Acta*, 44, 119–129.
- Giraud, F., Pittet, B., Grosheny, D., Baudin, F., Lécuyer, C., and Sakamoto, T. (2018). The palaeoceanographic crisis of the Early Aptian (OAE 1a) in the Vocontian Basin (SE France). *Palaeogeogr. Palaeoclimatol. Palaeoecol.*, 511, 483–505.
- Golonka, J. (2007). Phanerozoic Paleoenvironment and Paleolithofacies Maps. Mesozoic. *Geologia*, 33, 211–264.
- Goossens, H., de Leeuw, J. W., Schenck, P. A., and Brassell, S. C. (1984). Tocopherols as likely precursors of pristane in ancient sediments and crude oils. *Nature*, 312, 440–442.
- Goossens, H., Rijpstra, W. I. J., Düren, R. R., and de Leeuw, J. W. (1986). Bacterial contribution to sedimentary organic matter; a comparative study of lipid moieties in bacteria and recent sediments. *Org. Geochem.*, 10, 683–696.
- Grabenstatter, J., Méhay, S., McIntyre-Wressnig, A., Giner, J.-L., Edgcomb, V. P., Beaudoin, D. J., Bernhard, J. M., and Summons, R. E. (2013). Identification of 24-*n*-propylidenecholesterol in a member of the Foraminifera. *Org. Geochem.*, 63, 145–151.
- Heimhofer, U., Hochuli, P. A., Herrle, J. O., Andersen, N., and Weissert, H. (2004). Absence of major vegetation and palaeoatmospheric pCO<sub>2</sub> changes associated with oceanic anoxic event 1a (Early Aptian, SE France). *Earth Planet. Sci. Lett.*, 223, 303–318.
- Heimhofer, U., Hochuli, P. A., Herrle, J. O., and Weissert, H. (2006). Contrasting origins of Early Cretaceous black shales in the Vocontian basin: evidence from palynological and calcareous nanofossil records. *Palaeogeogr. Palaeoclimatol. Palaeoecol.*, 235, 93–109.
- Herrle, J. O., Kössler, P., and Bollmann, J. (2010). Palaeoceanographic differences of early Late Aptian black shale events in the Vocontian Basin (SE France). *Palaeogeogr. Palaeoclimatol. Palaeoecol.*, 297, 367–376.
- Herrle, J. O. and Mutterlose, J. (2003). Calcare-

- ous nannofossils from the Aptian–Lower Albian of southeast France: palaeoecological and biostratigraphic implications. *Cret. Res.*, 24, 1–22.
- Herrle, J. O., Pross, J., Friedrich, O., and Hemleben, C. (2003a). Short-term environmental changes in the Cretaceous Tethyan Ocean: micropalaeontological evidence from the Early Albian Oceanic Anoxic Event 1b. *Terra Nova*, 15, 14–19.
- Herrle, J. O., Pross, J., Friedrich, O., Kößler, P., and Hemleben, C. (2003b). Forcing mechanisms for mid-Cretaceous black shale formation: evidence from the Upper Aptian and Lower Albian of the Vocontian Basin (SE France). *Palaeogeogr. Palaeoclimatol. Palaeoecol.*, 190, 399–426.
- Hoefs, M. J. L., Rijpstra, W. I. C., and Sinninghe Damsté, J. S. (2002). The influence of oxic degradation on the sedimentary biomarker record I: evidence from Madeira Abyssal Plain turbidites. *Geochim. Cosmochim. Acta*, 66, 2719–2735.
- Holzer, G., Oró, J., and Tornabene, T. G. (1979). Gas chromatographic—mass spectrometric analysis of neutral lipids from methanogenic and thermoacidophilic bacteria. *J. Chromatogr. A*, 186, 795–809.
- Huang, W.-Y. and Meinschein, W. G. (1979). Sterols as ecological indicators. *Geochim. Cosmochim. Acta*, 43, 739–745.
- Jambrina-Enríquez, M., Herrera-Herrera, A. V., and Mallol, C. (2018). Wax lipids in fresh and charred anatomical parts of the *Celtis australis* tree: insights on paleofire interpretation. *Org. Geochem.*, 122, 147–160.
- Kaneda, T. (1991). Iso- and anteiso-fatty acids in bacteria: biosynthesis, function, and taxonomic significance. *Microbiol. Rev.*, 55, 288–302.
- Karakitsios, V., Tzortzaki, E., Giraud, F., and Pasadakis, N. (2018). First evidence for the early Aptian Oceanic Anoxic Event (OAE1a) from the Western margin of the Pindos Ocean (NW Greece). *Geobios*, 51, 187–210.
- Kennedy, J., Gale, A., Huber, B., Petrizzo, M. R., Bown, P., and Jenkyns, H. (2017). The Global Boundary Stratotype Section and Point (GSSP) for the base of the Albian Stage, of the Cretaceous, the Col de Pré-Guittard section, Arnayon, Drôme, France. *Episodes*, 40, 177–188.
- Kennedy, W. J., Gale, A., Lees, J., and Caron, M. (2004). The Global Boundary Stratotype Section and Point (GSSP) for the base of the Cenomanian Stage, Mont Risou, Hautes-Alpes, France. *Episodes*, 27, 21–32.
- Kennedy, W. J., Gale, A. S., Bown, P. R., Caron, M., Davey, R. J., Gröcke, D., and Wray, D. S. (2000). Integrated stratigraphy across the Aptian-Albian boundary in the Marnes Bleues, at the Col de Pré-Guittard, Arnayon (Drôme), and at Tartonne (Alpes-de-Haute-Provence), France: a candidate Global Boundary Stratotype Section and Boundary Point for the base of the Albian Stage. *Cret. Res.*, 21, 591–720.
- Koopmans, M. P., Köster, J., Van Kaam-Peters, H. M. E., Kenig, F., Schouten, S., Hartgers, W. A., de Leeuw, J. W., and Sinninghe Damsté, J. S. (1996a). Diagenetic and catagenetic products of isorenieratene: molecular indicators for photic zone anoxia. *Geochim. Cosmochim. Acta*, 60, 4467–4496.
- Koopmans, M. P., Schouten, S., Kohnen, M. E. L., and Sinninghe Damsté, J. S. (1996b). Restricted utility of aryl isoprenoids as indicators for photic zone anoxia. *Geochim. Cosmochim. Acta*, 60, 4873–4876.
- Kusch, S. and Rush, D. (2022). Revisiting the precursors of the most abundant natural products on Earth: a look back at 30+ years of bacteriohopanepolyol (BHP) research and ahead to new frontiers. *Org. Geochem.*, 172, article no. 104469.
- Kuypers, M. M. M., Blokker, P., Hopmans, E. C., Kinkel, H., Pancost, R. D., Schouten, S., and Sinninghe Damsté, J. S. (2002). Archaeal remains dominate marine organic matter from the early Albian oceanic anoxic event 1b. *Palaeogeogr. Palaeoclimatol. Palaeoecol.*, 185, 211–234.
- Kuypers, M. M. M., Lourens, L. J., Rijpstra, W. I. C., Pancost, R. D., Nijenhuis, I. A., and Sinninghe Damsté, J. S. (2004a). Orbital forcing of organic carbon burial in the proto-North Atlantic during oceanic anoxic event 2. *Earth Planet. Sci. Lett.*, 228, 465–482.
- Kuypers, M. M. M., van Breugel, Y., Schouten, S., Erba, E., and Damsté, J. S. S. (2004b). N<sub>2</sub>-fixing cyanobacteria supplied nutrient N for Cretaceous oceanic anoxic events. *Geology*, 32, 853–856.
- Leckie, R. M., Bralower, T. J., and Cashman, R. (2002). Oceanic anoxic events and plankton evolution: biotic response to tectonic forcing during the mid-Cretaceous. *Paleoceanography*, 17, 13–13–29.
- Li, M., Larter, S. R., Taylor, P., Jones, D. M., Bowler, B., and Bjorøy, M. (1995). Biomarkers or not biomark-

- ers? A new hypothesis for the origin of pristane involving derivation from methyltrimethyltridecylchromans (MTTCs) formed during diagenesis from chlorophyll and alkylphenols. *Org. Geochem.*, 23, 159–167.
- Meunier-Christmann, C., Albrecht, P., Brassell, S. C., Ten Haven, H. L., Van Der Linden, B., Rullkötter, J., and Trendel, J. M. (1991). Occurrence of dammar-13(17)-enes in sediments: indications for a yet unrecognized microbial constituent? *Geochim. Cosmochim. Acta*, 55, 3475–3483.
- Moldowan, J. M., Seifert, W. K., and Gallegos, E. J. (1985). Relationship between petroleum composition and depositional environment of petroleum source rocks. *AAPG Bull.*, 69, 1255–1268.
- Naafs, B. D. A., Bianchini, G., Monteiro, F. M., and Sánchez-Baracaldo, P. (2022). The occurrence of 2-methylhopanoids in modern bacteria and the geological record. *Geobiology*, 20, 41–59.
- Neunlist, S. and Rohmer, M. (1985). Novel hopanoids from the methylotrophic bacteria *Methylococcus capsulatus* and *Methylomonas methanica*. (22S)-35-aminobacteriohopane-30,31,32,33,34-pentol and (22S)-35-amino-3 $\beta$ -methylbacteriohopane-30,31,32,33,34-pentol. *Biochem. J.*, 231, 635–639.
- Okano, K., Sawada, K., Takashima, R., Nishi, H., and Okada, H. (2008a). Depositional environments revealed from biomarkers in sediments deposited during the mid-Cretaceous Oceanic Anoxic Events (OAEs) in the Vocontian Basin (SE France). In Okada, H., Mawatari, S. F., Suzuki, N., and Gautam, P., editors, *Origin and Evolution of Natural Diversity - Proceedings of International Symposium. Presented at the Origin and Evolution of Natural Diversity, Sapporo, Japan*, pages 233–238. Hokkaido University, Hokkaido.
- Okano, K., Sawada, K., Takashima, R., Nishi, H., and Okada, H. (2008b). Further examples of archaeal-derived hydrocarbons in mid-Cretaceous oceanic anoxic event (OAE) 1b sediments. *Org. Geochem.*, 39, 1088–1091.
- Ourisson, G. and Rohmer, M. (1992). Hopanoids. 2. Biohopanoids: a novel class of bacterial lipids. *Acc. Chem. Res.*, 25, 403–408.
- Pancost, R. D., Crawford, N., Magness, S., Turner, A., Jenkyns, H. C., and Maxwell, J. R. (2004). Further evidence for the development of photic-zone euxinic conditions during Mesozoic oceanic anoxic events. *J. Geol. Soc.*, 161, 353–364.
- Peters, K. E. and Moldowan, J. M. (1991). Effects of source, thermal maturity, and biodegradation on the distribution and isomerization of homohopanes in petroleum. *Org. Geochem.*, 17, 47–61.
- Peters, K. E., Walters, C. W., and Moldowan, J. M. (2005). *The Biomarker Guide*. Cambridge University Press, Cambridge, 2nd edition.
- Radke, M., Vriend, S. P., and Ramanampisoa, L. R. (2000). Alkyldibenzofurans in terrestrial rocks: influence of organic facies and maturation. *Geochim. Cosmochim. Acta*, 64, 275–286.
- Raederstorff, D. and Rohmer, M. (1984). Sterols of the unicellular algae *Nematochryopsis roscoffensis* and *Chrysolita lamellosa*: isolation of (24E)-24-*n*-propylidenecholesterol and 24-*n*-propylcholesterol. *Phytochemistry*, 23, 2835–2838.
- Reitner, J., Blumenberg, M., Walliser, E.-O., Schäfer, N., and Duda, J.-P. (2015). Methane-derived carbonate conduits from the late Aptian of Salinac (Marne Bleues, Vocontian Basin, France): petrology and biosignatures. *Mar. Pet. Geol.*, 66, 641–652.
- Rubino, J. L. (1989). Introductory remarks on Upper Aptian to Albian siliciclastic/carbonate depositional sequences. In Ferry, S. and Rubino, J. L., editors, *Mesozoic Eustacy on Western Tethyan Margins. Post-Meeting Field Trip in the “Vocontian Trough”*, pages 28–45. ASF Publications Spéciales, Paris.
- Ruebsam, W., Müller, T., Kovács, J., Pálffy, J., and Schwark, L. (2018). Environmental response to the early Toarcian carbon cycle and climate perturbations in the northeastern part of the West Tethys shelf. *Gond. Res.*, 59, 144–158.
- Sabatino, N., Coccioni, R., Salvaggio Manta, D., Baudin, F., Vallefucio, M., Traina, A., and Sprovieri, M. (2015). High-resolution chemostratigraphy of the late Aptian–early Albian oceanic anoxic event (OAE 1b) from the Poggio le Guaine section (Umbria–Marche Basin, central Italy). *Palaeogeogr. Palaeoclimatol. Palaeoecol.*, 426, 319–333.
- Scalan, E. S. and Smith, J. E. (1970). An improved measure of the odd-even predominance in the normal alkanes of sediment extracts and petroleum. *Geochim. Cosmochim. Acta*, 34, 611–620.
- Schwark, L. and Frimmel, A. (2004). Chemostratigraphy of the Posidonia Black Shale, SW-Germany: II. Assessment of extent and persistence of photic-zone anoxia using aryl isoprenoid distributions. *Chem. Geol.*, 206, 231–248.

- Simoneit, B. R. T. (1984). Organic matter of the troposphere—III. Characterization and sources of petroleum and pyrogenic residues in aerosols over the western United States. *Atmos. Environ.*, 18, 51–67.
- Simoneit, B. R. T. and Mazurek, M. A. (1982). Organic matter of the troposphere—II. Natural background of biogenic lipid matter in aerosols over the rural western United States. *Atmos. Environ.*, 16, 2139–2159.
- Sinninghe Damsté, J. S., Keely, B. J., Betts, S. E., Baas, M., Maxwell, J. R., and de Leeuw, J. W. (1993). Variations in abundances and distributions of isoprenoid chromans and long-chain alkylbenzenes in sediments of the Mulhouse Basin: a molecular sedimentary record of palaeosalinity. *Org. Geochem.*, 20, 1201–1215.
- Summons, R. E. and Capon, R. J. (1988). Fossil steranes with unprecedented methylation in ring-A. *Geochim. Cosmochim. Acta*, 52, 2733–2736.
- Summons, R. E. and Capon, R. J. (1991). Identification and significance of 3 $\beta$ -ethyl steranes in sediments and petroleum. *Geochim. Cosmochim. Acta*, 55, 2391–2395.
- Summons, R. E., Jahnke, L. L., Hope, J. M., and Logan, G. A. (1999). 2-Methylhopanoids as biomarkers for cyanobacterial oxygenic photosynthesis. *Nature*, 400, 554–557.
- Summons, R. E. and Powell, T. G. (1987). Identification of aryl isoprenoids in source rocks and crude oils: biological markers for the green sulphur bacteria. *Geochim. Cosmochim. Acta*, 51, 557–566.
- Summons, R. E., Volkman, J. K., and Boreham, C. J. (1987). Dinosterane and other steroidal hydrocarbons of dinoflagellate origin in sediments and petroleum. *Geochim. Cosmochim. Acta*, 51, 3075–3082.
- Talbot, H. M., Summons, R. E., Jahnke, L. L., Cockell, C. S., Rohmer, M., and Farrimond, P. (2008). Cyanobacterial bacteriohopanepolyol signatures from cultures and natural environmental settings. *Org. Geochem.*, 39, 232–263.
- ten Haven, H. L., de Leeuw, J. W., Rullkötter, J., and Sinninghe Damsté, J. S. (1987). Restricted utility of the pristane/phytane ratio as a palaeoenvironmental indicator. *Nature*, 330, 641–643.
- ten Haven, H. L., de Leeuw, J. W., and Schenck, P. A. (1985). Organic geochemical studies of a Messinian evaporitic basin, northern Apennines (Italy) I: hydrocarbon biological markers for a hypersaline environment. *Geochim. Cosmochim. Acta*, 49, 2181–2191.
- Trabucho Alexandre, J., Van Gilst, R. I., Rodríguez-López, J. P., and De Boer, P. L. (2011). The sedimentary expression of oceanic anoxic event 1b in the North Atlantic. *Sedimentology*, 58, 1217–1246.
- Tribovillard, N.-P. and Gorin, G. E. (1991). Organic facies of the Early Albian Niveau Paquier, a key black shales horizon of the Marnes Bleues formation in the Vocontian trough (Subalpine Ranges, SE France). *Palaeogeogr. Palaeoclimatol. Palaeoecol.*, 85, 227–237.
- Tsikos, H., Karakitsios, V., Breugel, Y. V., Walsworth-Bell, B., Bombardiere, L., Petrizzo, M. R., Damsté, J. S. S., Schouten, S., Erba, E., Silva, I. P., Farrimond, P., Tyson, R. V., and Jenkyns, H. C. (2004). Organic carbon deposition in the Cretaceous of the Ionian Basin, NW Greece: the Paquier Event (OAE 1b) revisited. *Geol. Mag.*, 141, 401–416.
- van Aarssen, B. G. K., Alexander, R., and Kagi, R. I. (2000). Higher plant biomarkers reflect palaeovegetation changes during Jurassic times. *Org. Geochem.*, 64, 1417–1424.
- van Breugel, Y., Schouten, S., Tsikos, H., Erba, E., Price, G. D., and Sinninghe Damsté, J. S. (2007). Synchronous negative carbon isotope shifts in marine and terrestrial biomarkers at the onset of the early Aptian oceanic anoxic event 1a: Evidence for the release of <sup>13</sup>C-depleted carbon into the atmosphere. *Paleoceanography*, 22, article no. PA1210.
- Vink, A., Schouten, S., Sephton, S., and Sinninghe Damsté, J. S. (1998). A newly discovered norisoprenoid, 2,6,15,19-tetramethylcosane, in Cretaceous black shales. *Geochim. Cosmochim. Acta*, 62, 965–970.
- Volkman, J. K. (1986). A review of sterol markers for marine and terrigenous organic matter. *Org. Geochem.*, 9, 83–99.
- Volkman, J. K., Farrington, J. W., and Gagosian, R. B. (1987). Marine and terrigenous lipids in coastal sediments from the Peru upwelling region at 15° S: sterols and triterpene alcohols. *Org. Geochem.*, 11, 463–477.
- Wakeham, S. G., Amann, R., Freeman, K. H., Hopmans, E. C., Jørgensen, B. B., Putnam, I. F., Schouten, S., Sinninghe Damsté, J. S., Talbot, H. M., and Woebken, D. (2007). Microbial ecology of the stratified water column of the Black Sea as re-

- vealed by a comprehensive biomarker study. *Org. Geochem.*, 38, 2070–2097.
- Wakeham, S. G., Schaffner, C., and Giger, W. (1980). Polycyclic aromatic hydrocarbons in Recent lake sediments—I. Compounds having anthropogenic origins. *Geochim. Cosmochim. Acta*, 44, 403–413.
- Wakeham, S. G., Turich, C., Schubotz, F., Podlaska, A., Li, X. N., Varela, R., Astor, Y., Sáenz, J. P., Rush, D., Sinninghe Damsté, J. S., Summons, R. E., Scranton, M. I., Taylor, G. T., and Hinrichs, K.-U. (2012). Biomarkers, chemistry and microbiology show chemoautotrophy in a multilayer chemocline in the Cariaco Basin. *Deep Sea Res. Part I*, 63, 133–156.
- Wang, Y., Bodin, S., Blusztajn, J. S., Ullmann, C., and Nielsen, S. G. (2022). Orbitally paced global oceanic deoxygenation decoupled from volcanic CO<sub>2</sub> emission during the middle Cretaceous Oceanic Anoxic Event 1b (Aptian-Albian transition). *Geology*, 50, 1324–1328.
- Westermann, S., Stein, M., Matera, V., Fiet, N., Fleitmann, D., Adatte, T., and Föllmi, K. B. (2013). Rapid changes in the redox conditions of the western Tethys Ocean during the early Aptian oceanic anoxic event. *Geochim. Cosmochim. Acta*, 121, 467–486.
- Zumberge, J. A. (2019). *A lipid biomarker investigation tracking the evolution of the neoproterozoic marine biosphere and the rise of eukaryotes*. PhD thesis, University of California Riverside.