



**HAL**  
open science

## Sex-dependent 5-HT<sub>6</sub>R effects on hippocampal synaptic activity

Caroline Lahogue, Jean-Marie Billard, Thomas Freret, Valentine Bouet

► **To cite this version:**

Caroline Lahogue, Jean-Marie Billard, Thomas Freret, Valentine Bouet. Sex-dependent 5-HT<sub>6</sub>R effects on hippocampal synaptic activity. NeuroFrance 2023 -, May 2023, Lyon, France. . hal-04216532

**HAL Id: hal-04216532**

**<https://hal.science/hal-04216532>**

Submitted on 25 Sep 2023

**HAL** is a multi-disciplinary open access archive for the deposit and dissemination of scientific research documents, whether they are published or not. The documents may come from teaching and research institutions in France or abroad, or from public or private research centers.

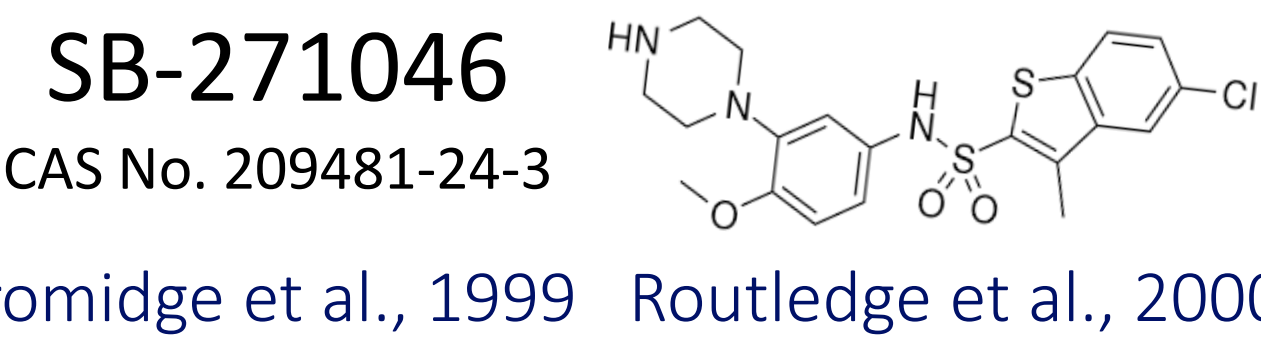
L'archive ouverte pluridisciplinaire **HAL**, est destinée au dépôt et à la diffusion de documents scientifiques de niveau recherche, publiés ou non, émanant des établissements d'enseignement et de recherche français ou étrangers, des laboratoires publics ou privés.

## Introduction

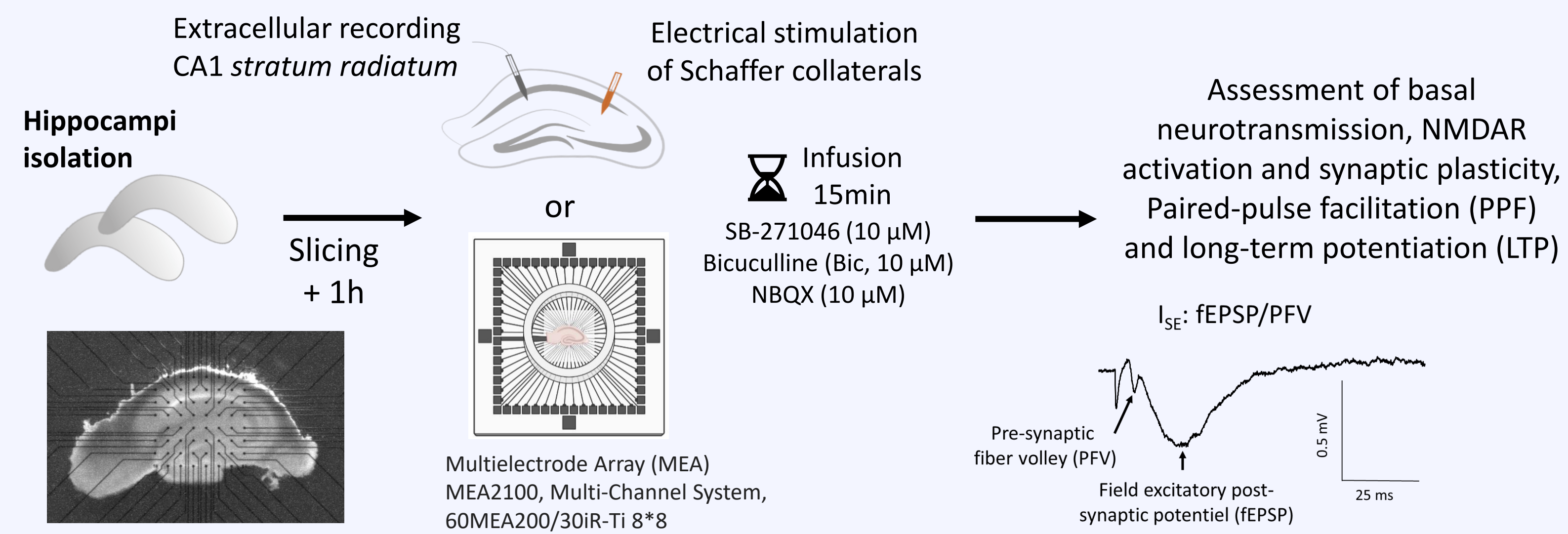
- Memory impairments belong to symptoms of schizophrenia which are not alleviated by antipsychotic drugs
  - N-methyl-D-aspartate subtype of glutamate receptors (NMDARs):**
    - Key regulators of **memory processes**
    - Crucial role in the physiopathology of schizophrenia
  - Serotonergic subtype 6 receptors (5-HT6Rs):**
    - Interesting target to improve current treatment
    - Mainly expressed in brain regions involved in **memory processes** (Ruat et al., 1993)
    - Blockade of 5-HT6Rs (SB-271046)** improve short- and long-term memory in rodents (Da Silva Costa-Aze et al., 2011, 2012)
- underlying functional mechanisms still need to be established

## Aim

To study how the blockade of 5-HTRs (SB-271046) affects synaptic activity and plasticity of CA3/CA1 synapses of hippocampus in ♂ and ♀ mice



## Materials and methods

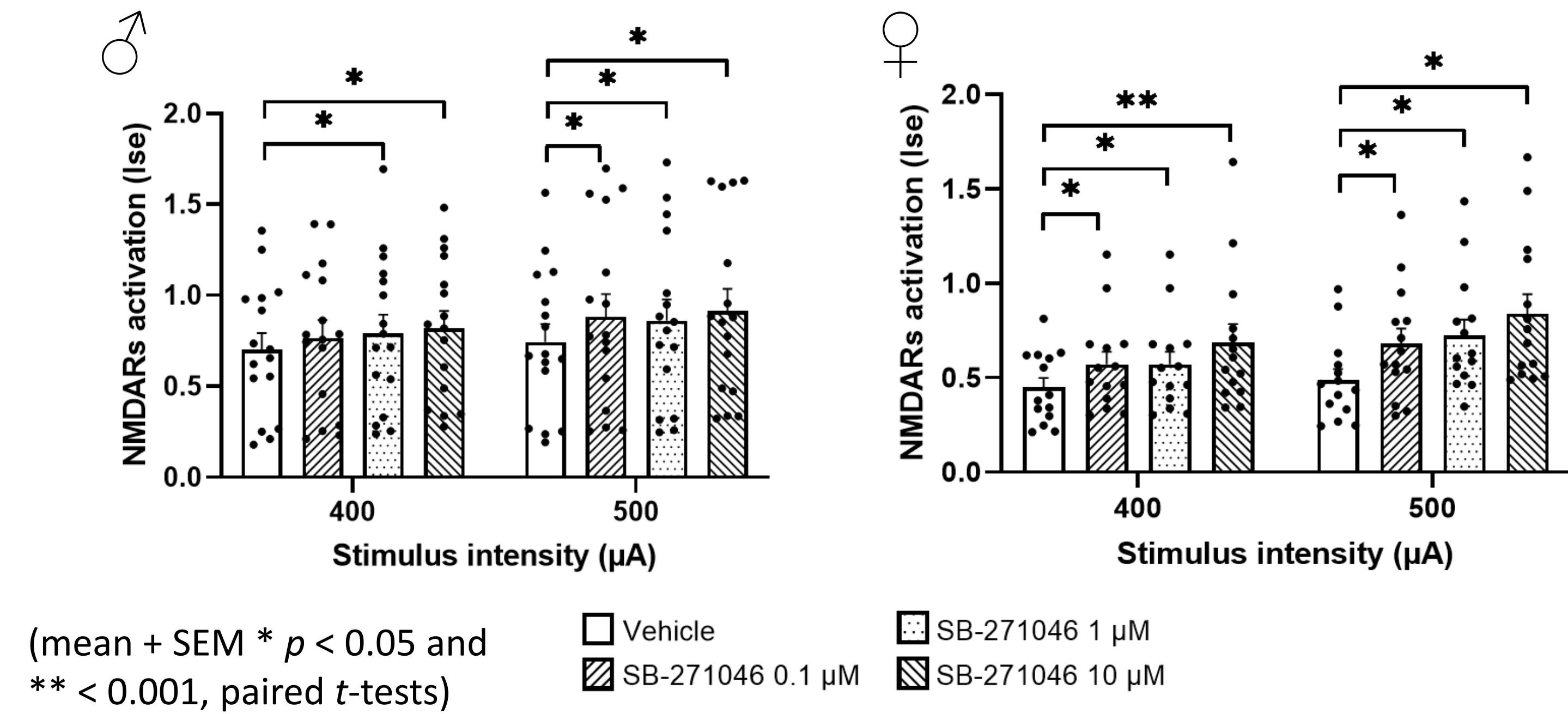


## Take home message

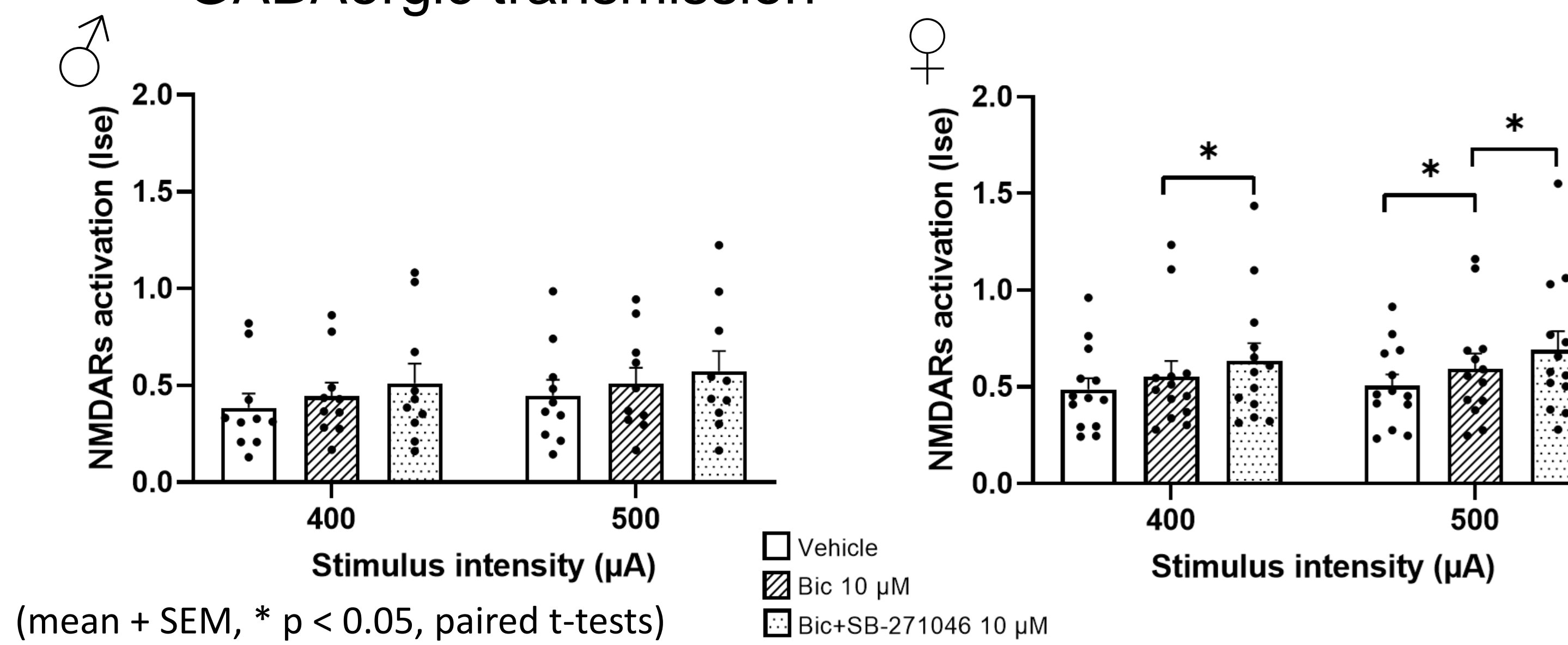
In ♂: 5-HT6Rs indirectly control glutamate transmission through the modulation of the inhibitory tone  
 In ♀: 5-HT6Rs directly act on pyramidal cells through changes in membrane excitability  
 These data could help in initiating new pharmacological strategies to treat sex-dependent cognitive impairments associated those with schizophrenia.

Bromidge et al. *J. Med. Chem.* 1999, 42, 202–205, doi:10.1021/jm980532e.  
 Da Silva Costa-Aze, V.; et al. *Psychopharmacology (Berl)*. 2012, 222, 99–115, doi:10.1007/s00213-011-2627-3.  
 Da Silva Costa-Aze, V. et al. *Behav. Brain Res.* 2011, 222, 134–140, doi:10.1016/j.bbr.2011.03.046.  
 Routledge, C. et al. *Br. J. Pharmacol.* 2000, 130, 1606–1612, doi:10.1038/sj.bjp.0703457.  
 Ruat, M. et al. *Biochem. Biophys. Res. Commun.* 1993, 193, 268–276.

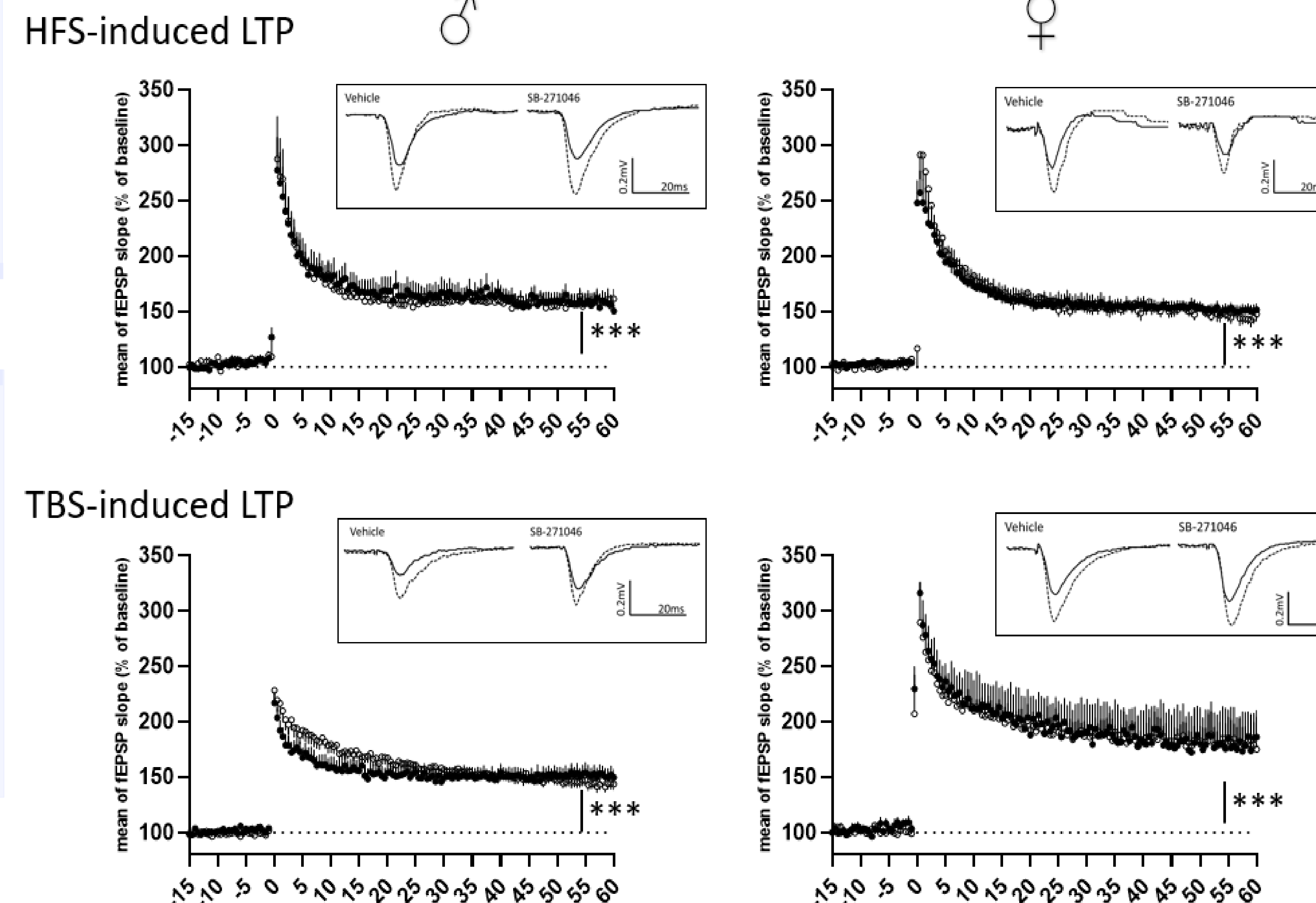
### 1 SB-271046 increases NMDARs activation in CA1 hippocampal networks in males and females



### 2 In male but not female mice, the potentiating effect of SB-271046 on NMDARs' activation involves GABAergic transmission



### 4 Long-term potentiation is not altered by SB-271046



### 3 SB-271046 increases basal transmission without affecting mechanisms underlying presynaptic release of glutamate

