



HAL
open science

Explanation-based Tool for Helping Data Producers to Reduce Privacy Risks

Hira Asghar, Christophe Bobineau, Marie-Christine Rousset

► **To cite this version:**

Hira Asghar, Christophe Bobineau, Marie-Christine Rousset. Explanation-based Tool for Helping Data Producers to Reduce Privacy Risks. Extended Semantic Web Conference, Jamie McCusker; Ernesto Jimenez-Ruiz, May 2023, Heraklion, Greece. ⟨hal-04215771⟩

HAL Id: hal-04215771

<https://hal.science/hal-04215771v1>

Submitted on 22 Sep 2023

HAL is a multi-disciplinary open access archive for the deposit and dissemination of scientific research documents, whether they are published or not. The documents may come from teaching and research institutions in France or abroad, or from public or private research centers.

L'archive ouverte pluridisciplinaire **HAL**, est destinée au dépôt et à la diffusion de documents scientifiques de niveau recherche, publiés ou non, émanant des établissements d'enseignement et de recherche français ou étrangers, des laboratoires publics ou privés.



Copyright - All rights reserved

Explanation-based Tool for Helping Data Producers to Reduce Privacy Risks ^{*}

Hira Asghar, Christophe Bobineau, and Marie-Christine Rousset

Université Grenoble Alpes, CNRS, Grenoble INP, LIG, Grenoble, France
`firstname.lastname@univ-grenoble-alpes.fr`

Abstract. This paper demonstrates the interactive user interface *PrivEx* that helps data producers to reduce privacy risks raised by data collection from service providers in the Semantic Web of Things. *PrivEx* provides several types of support to data producers in their management of the tension between the privacy risks and the utility of the data they accept to publish. *PrivEx* is grounded on the formal framework presented in [1] for detecting automatically privacy risks raised by utility queries. In the demonstration, we will illustrate the functionalities of *PrivEx*, on a smart meter scenario inspired by a real-world use case providing time series of electrical consumptions of different customers associated with some metadata on their demographics, home sizes and equipment.

Keywords: Privacy risks · Data exchange · Semantic Web of Things

1 Introduction

Personal data are increasingly disseminated over the Web through mobile devices and smart environments. They are exploited for developing more and more sophisticated services and applications. All these advances come with serious risks for privacy breaches that may reveal private information wanted to remain undisclosed by data producers. It is therefore of utmost importance to help them to identify privacy risks raised by requests of service providers for utility purposes. In [1], we have presented a formal framework supporting utility-aware privacy preservation in the setting of applications where service providers request collecting data from data producers to perform useful aggregate data analytics. The approach that we promote to face the privacy versus utility dilemma in this setting can be summarized as follows:

- Data producers specify by a set of *privacy queries* (kept secret) the (possibly aggregated) data they *do not want* to be disclosed.
- Data consumers make explicit by a set *utility queries* the data they request to each data producer for offering them services in return.

^{*} Partially supported by MIAI@Grenoble Alpes (ANR-19-P3IA-0003), PERSYVAL-Lab (ANR-11-LABX-0025-01) and TAILOR, a project funded by EU Horizon 2020 research and innovation programme under GA No 952215

- The compatibility between privacy and utility queries is automatically verified, and in case of incompatibility data producers get an explanation that can be exploited later to help them find an acceptable privacy-utility trade-off.

In this paper, we demonstrate *PrivEx* an interactive user interface that we have built¹ on top of the implementation of the formal results presented in [1] for detecting automatically privacy risks raised by utility queries. The user interface *PrivEx* provides several types of support to data producers in their management of the tension between the privacy risks and the utility of the data they accept to publish. First, it presents in an interpretable form the requests of a service provider for utility purpose. Second, it provides a form-based interface for guiding data producers in construction of privacy queries. Third, it detects the privacy risks and provides a factual explanation for each detected privacy risk. Last, it provides several options for modifying the utility queries to reduce the detected privacy risks.

2 Smart Meter Use Case

We consider a smart meter scenario inspired by a real-world use case provided by the *Irish Social Science Data Archive (ISSDA) Commission for Energy Regulation (CER)*². This dataset includes time series of electrical consumptions of different house owners. In addition, pseudonymized metadata are available on customers' demographics, home sizes and equipment associated to the electric consumption time series. For capturing the properties describing the smart meter data and the associated customers' metadata in a uniform way, we have designed a simple RDFS ontology³.

This ontology provides a shared vocabulary used by service providers to express their utility queries (as illustrated in Figure 1) and by data producers to express their privacy queries (as shown in Figure 2).

In their most general form, the (privacy and utility) queries have 4 parts: (i) a *core pattern* that specifies the combinations between properties to be satisfied by the requested data; (ii) a *constraints* part on the values of some of the properties for filtering more precisely the requested data; (iii) a *result* defining the target properties the values of which must be returned by the query evaluation, and possibly an aggregate function to be computed on groups; and (iv) a *time window* part, if the aggregate function is computed on a dynamic property (such as *issda.consumption*), to specify the time intervals over which the aggregation must be computed.

Time windows are specified with two parameters: a *size* to express the duration of each time window, and a *step* to express the time interval separating consecutive time windows, which can thus be sliding (like in the UQ3 query in Figure 1 or tumbling (like in the PQ2 query in Figure 2).

¹ Code is available at <https://github.com/repository-code/PrivEx>

² <https://www.ucd.ie/issda/data/commissionforenergyregulationcer/>

³ Available at https://raw.githubusercontent.com/fr-anonymous/puck/main/issda_schema.ttl

Explanation-based Tool for Helping Data Producers to Reduce Privacy Risks

Query ID	Utility queries expressed by the service provider to specify the data required for further data analytics and recommendation purposes
UQ1	I need to get the smart meter's number, the associated customer's number and the number of persons at home. <pre>SELECT ?meterId ?occupier ?numberOfPersons WHERE {?meterId issda:associatedOccupier ?occupier . ?occupier issda:numberOfPersons ?numberOfPersons}</pre>
UQ2	I need to get, for people owning their home and having a yearly income greater than 75,000 Euros, their customer's number and their yearly income. <pre>SELECT ?occupier ?yearlyIncome WHERE {?occupier issda:yearlyIncome ?yearlyIncome . ?occupier issda:owns ?owns . FILTER (?yearlyIncome > 75000)}</pre>
UQ3	I need to get the sum of power consumption for each smart meter's number computed every hour over the measurements of the previous 3 hours. <pre>SELECT ?meterId ?timeWindowEnd SUM(?consumption) WHERE {(?meterId issda:consumption ?consumption , ?timestamp)} GROUP BY ?meterId ?timeWindowEnd TIMEWINDOW (3h, 1h)</pre>

Fig. 1. Example of 3 utility queries expressed in their textual and SPARQL-like syntax

Query ID	Specification of your sensitive data: No answer to following privacy queries should be deduced
PQ1	I do not want someone to be able to deduce my yearly income from my smart meter's number. <pre>SELECT ?MeterId ?yearlyIncome WHERE {?MeterId issda:associatedOccupier ?Occupier . ?Occupier issda:yearlyIncome ?yearlyIncome}</pre>
PQ2	I do not want someone to be able to deduce the sum of my power consumption computed over intervals of 6 hours. <pre>SELECT ?timeWindowEnd SUM(?consumption) WHERE {(?MeterId issda:consumption ?consumption , ?timestamp)} GROUP BY ?timeWindowEnd TIMEWINDOW (6h, 6h)</pre>

Fig. 2. Example of 2 privacy queries expressed in their textual and SPARQL-like syntax

3 Demonstration Scenario

In the demo, the following functionalities of *PrivEx* will be demonstrated.

1. *Guided construction of privacy queries*: The form-based interface facilitates the step by step construction of each privacy query as illustrated in Figure 3. In first step, the user enters the textual description of the query to be constructed. The second step (construction of the core pattern of each query) is guided by the display of the ontology to help the user choose properties. For the other parts, the user is guided by the interface to enter their choices easily. During the demo, the attendees can see the interactive construction of privacy query PQ2.
2. *Detection and explanation of privacy risks*: Each detected privacy risk comes with an explanation based on the proof produced by the incompatibility checking algorithm described in [1]. Each privacy risk is explained using two different levels as illustrated in Figure 4. The first level simply points out the privacy queries likely to be violated by some utility queries that are also shown to the user. The second level exhibits the corresponding privacy risk by providing a counter example in the form of synthetic data built from the ontology and the (utility and privacy) queries involved. In the demo, attendees can see the explanation for each detected privacy risk.

H. Asghar et al.

3. *Guided negotiation to reduce privacy risks:* As illustrated in Figure 5, the interface lists several options for negotiating the utility queries involved in privacy risks, either by refusing to answer them, or by modifying their result, or by generalizing their conditions, or by changing the aggregate function, or by changing the time window size or step. In the demo, attendees can observe how the interface guides users for interactively removing or reducing the privacy risks.

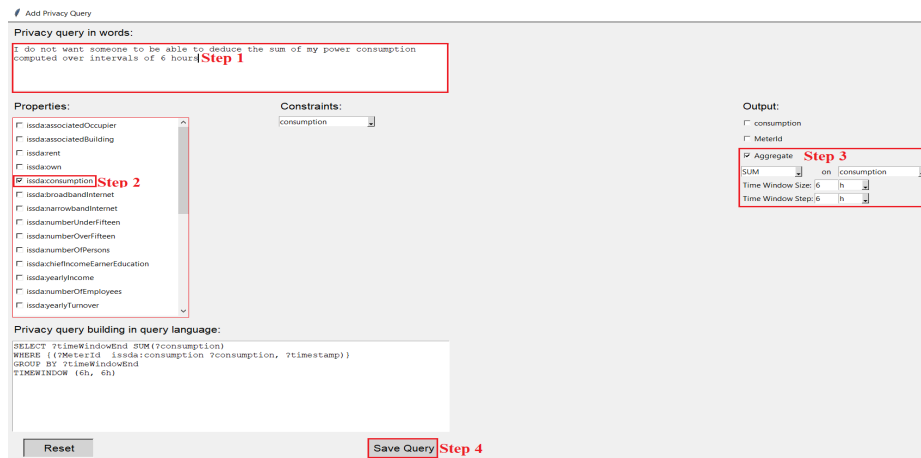


Fig. 3. Screenshot of the steps followed for the construction of privacy query PQ2

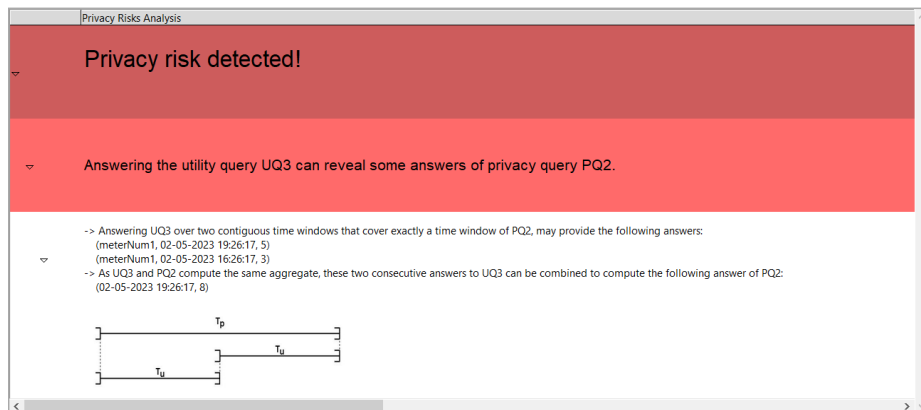
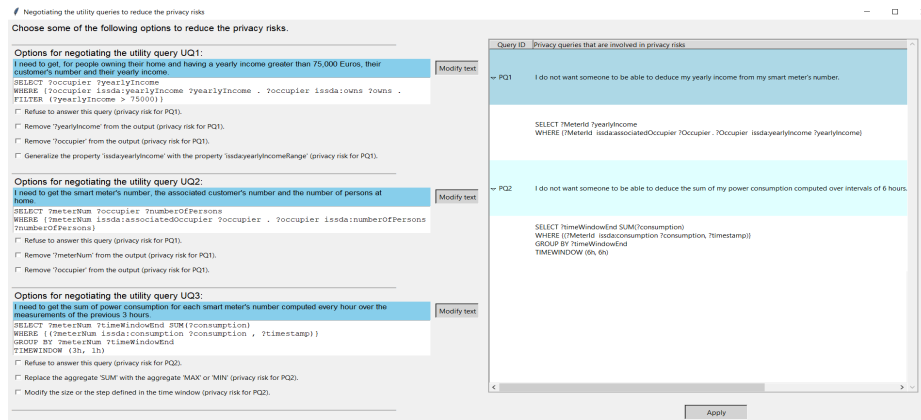


Fig. 4. Screenshot illustrating the explanation of detected privacy risk

Explanation-based Tool for Helping Data Producers to Reduce Privacy Risks



The functionalities of *PrivEx* are demonstrated in a demo video that is accessible via the following link: <https://www.veed.io/view/3f1f8db3-0ca8-4ebc-b143-52bdc26f73de?panel=share>

Reference

1. Asghar, H., Bobineau, C., Rousset, M.C.: Identifying privacy risks raised by utility queries. In: Web Information Systems Engineering – WISE 2022: 23rd International Conference, Biarritz, France, November 1–3, 2022, Proceedings. p. 309–324. Springer-Verlag, Berlin, Heidelberg (2022). https://doi.org/10.1007/978-3-031-20891-1_22, https://doi.org/10.1007/978-3-031-20891-1_22