



**HAL**  
open science

## Additive Engineering for Stable and Efficient Dion–Jacobson Phase Perovskite Solar Cells

Min Liu, Thierry Pauporté

► **To cite this version:**

Min Liu, Thierry Pauporté. Additive Engineering for Stable and Efficient Dion–Jacobson Phase Perovskite Solar Cells. *Nano-micro Letters*, 2023, 15 (1), pp.134. 10.1007/s40820-023-01110-9 . hal-04212437

**HAL Id: hal-04212437**

**<https://hal.science/hal-04212437>**

Submitted on 20 Sep 2023

**HAL** is a multi-disciplinary open access archive for the deposit and dissemination of scientific research documents, whether they are published or not. The documents may come from teaching and research institutions in France or abroad, or from public or private research centers.

L'archive ouverte pluridisciplinaire **HAL**, est destinée au dépôt et à la diffusion de documents scientifiques de niveau recherche, publiés ou non, émanant des établissements d'enseignement et de recherche français ou étrangers, des laboratoires publics ou privés.

# Additive Engineering for Stable and Efficient Dion–Jacobson Phase Perovskite Solar Cells

Min Liu\* and Thierry Pauporté\*

Mr. Min Liu and Prof. Thierry Pauporté

Chimie ParisTech, PSL University, CNRS, Institut de Recherche de Chimie Paris (IRCP), UMR8247, 11 rue P. et M. Curie, F-75005 Paris, France.

\*Authors for the correspondence: [mikeliumin@163.com](mailto:mikeliumin@163.com) , [thierry.pauporte@chimieparistech.psl.eu](mailto:thierry.pauporte@chimieparistech.psl.eu)

## Highlights

1. Soluble compounds are added to the Dion-Jacobson (DJ) perovskite precursor solutions.
2. Current studies and development trends of additive compounds in DJ-phase perovskite solar cells are reviewed.
3. The innate functions of additive compounds in DJ-phase perovskite solar cells are developed.
4. An insightful perspective is outlined for future research in additive compounds for DJ-phase perovskite solar cells.

**Keywords:** Dion–Jacobson phases; Perovskite solar cells; Additive compounds; Defect passivation; Stability.

## **Abstract**

Because of their better chemical stability and fascinating anisotropic characteristics, Dion–Jacobson (DJ) layered halide perovskites, which owe crystallographic two-dimensional (2D) structures, have fascinated growing attention for solar devices. DJ layered halide perovskites have special structural and photoelectronic features that allow the van der Waals gap to be eliminated or reduced. DJ layered halide perovskites have improved photophysical characteristics, resulting in improved photovoltaic performance. Nevertheless, owing to the nature of the solution procedure and the fast crystal development of DJ perovskite thin layers, the precursor compositions and processing circumstances can cause a variety of defects to occur. The application of additives can impact DJ perovskite crystallization and film generation, trap passivation in the bulk and/or at the surface, interface structure, and energetic tuning. This study discusses recent developments in additive engineering for DJ multilayer halide perovskite film production. Several additive-assisted bulk and interface optimization methodologies are summarized. Lastly, an overview of research developments in additive engineering in the production of DJ layered halide perovskite solar cells is offered.

## 1. Introduction

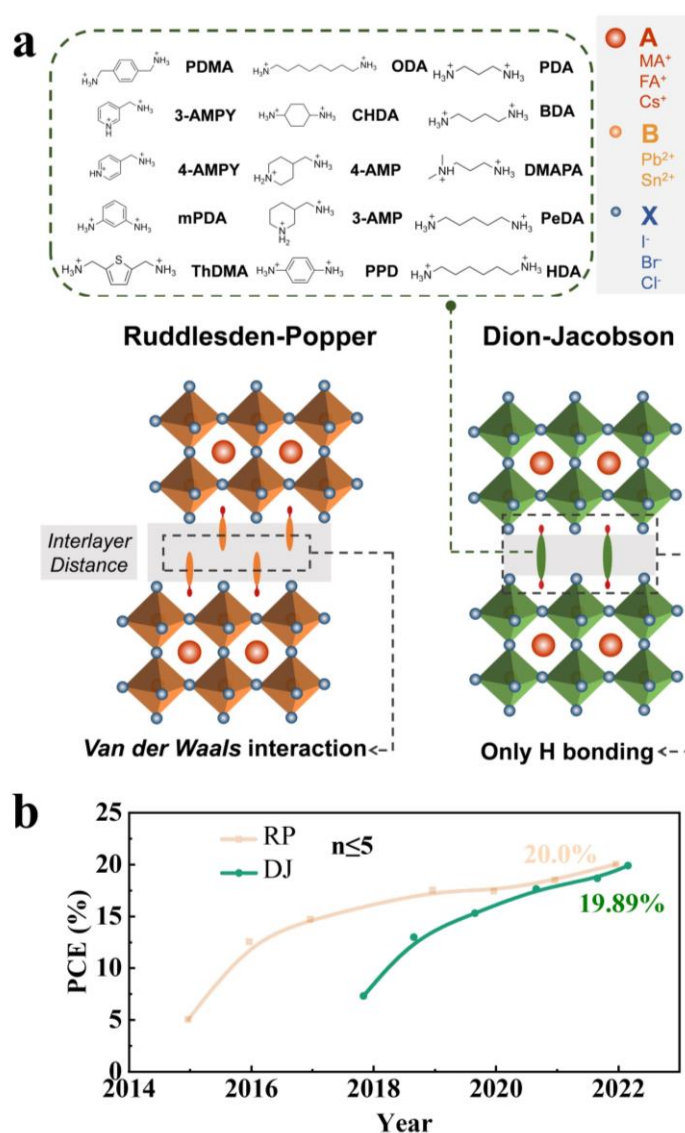
Halide perovskites have acted well in outstanding solar cells which achieved a best efficiency of 25.7 % [1-5] and are driving current photovoltaic technology development [6-8]. Nevertheless, the weak stability of halide perovskites stays an essential problem that has to be addressed before this low-priced and solution-processable photovoltaic equipment can be commercialized on a large scale [9, 10].

Prior research has shown that adding large or long-chain monovalent organic cations [11], for example  $C_4H_9NH_3^+$  [12–15], to create two-dimensional (2D) Ruddlesden-Popper (RP) layered halide perovskite phases [11, 16] is a useful method for boosting the chemical steadiness of halide perovskites (PVK). Even though these materials appear to have better chemical stability in a variety of environmental settings [5, 17], their photovoltaic performance is typically worse than that of three-dimensional (3D) halide PVK [18, 19], primarily because the intrinsic van der Waals gap hinders carrier transport across the long organic spacers [20–23]. To attain improved steadiness although limiting carrier transport in solar cells, it is important to look into strategies to offset the unfavorable impacts of such interlayer constructions as those observed in RP layered halide perovskites [24–27].

Dion-Jacobson (DJ) phase layered halide PVK are the subject of this review since they have received a lot of interest from scientists. DJ layered halide perovskites have the chemical formula  $(A')(A)_{n-1}B_nX_{3n+1}$  ( $A=CH_3NH_3^+$  ( $MA^+$ ),  $HC(NH_2)_2^+$  ( $FA^+$ ), and/or  $Cs^+$ ;  $B= Sn^{2+}$  and/or  $Pb^{2+}$ ,  $X= Cl^-$ ,  $Br^-$  and/or  $I^-$  [28, 29], which is a derivation of  $ABX_3$  [30-34]. Divalent interlayer organic cations in structure A' are what set it apart [35, 36]. In **Figure 1(a)**, the potential chemical components of A' interlayer cations are shown [37]. As schematically shown in **Figure 1(a)**, these innovative chemical configurations of organic cation interlayers reduce the interlayer spacing and delete the van der Waals gap in DJ phases [38]. These distinct interlayer chemistry designs encourage increased stability while opening a higher likelihood of carrier hopping or tunnelling [39]. As a result, the potential of DJ stacked halide perovskite to provide more perfect device performance in solar cells has been proven [40, 41].

To enhance DJ PSC performance, several strategies have been proposed [40, 42, 43]. Among these, additives are often employed and have been crucial to several discoveries [44, 45]. In addition to increasing the DJ PSCs' efficiency, additives are also used to reduce hysteresis and boost stability [46]. The hysteresis is affected by the interaction of ion movement, charge buildup, and charge trapping/detrapping. Here, a significant portion is attributable to the movement of ions when taking into account the timeframes for each activity. By enlarging crystal grains, enhancing crystal quality, and passivating flaws, additive engineering is utilized to get rid of or lessen hysteresis [31, 47, 48].

This research reviews the additives used to create stable, effective, and hysteresis-reduced DJ PSCs. We clarify the key characteristics of additives, which are: (i) influencing the morphological characteristics of the DJ perovskite layer; (ii) trying to stabilize the phase of DJ perovskites; (iii) adapting the energy level alignment in DJ PSCs; (iv) repressing non-radiative recombination in DJ perovskites; (v) removing hysteresis; and (vi) boosting the steadiness of DJ PSCs [49]. The workings of the mechanisms and the effects of additions on the functionality of DJ equipment are also evaluated. Despite some encouraging developments, there are still several problems with these DJ stacked halide perovskites that need basic comprehension and device development.



**Figure 1** (a) DJ and RP phase structural comparison. The most often used DJ interlayer cations are: 1,3-propanediammonium (PDA), 1,4-butanediammonium (BDA), 3-(dimethylammonium)-1-propylammonium (DMAPA), 1,5-pentamethylenediammonium (PeDA), 1,6-hexamethylenediammonium (HDA), 1,8-

octanediammonium (ODA), trans-1,4-cyclohexanediammonium (CHDA), 4-(aminomethyl)piperidinium (4-AMP), 3-(aminomethyl)piperidinium (3-AMP), p-phenylenediammonium (PPD), 1,4-phenylenedimethaneammonium (PDMA), 3-(aminomethyl)pyridinium (3-AMPY), 4-(aminomethyl)pyridinium (4-AMPY), m-phenylenediammonium (mPDA), 2,5-thiophenedimethylammonium (ThDMA) [50]. Copyright 2022, Wiley-VCH. (b) The best PCE evolution for RP and DJ PSCs for  $n \leq [51, 52]$ .

## 2. Short outline of the DJ layered halide perovskites' structural and optical characteristics

The divalent-cation and "large-small" alternating-cation layer configurations [51, 52], which produce significant chemical changes [53, 54], are the essential features that separate DJ from RP phases.

The first difference relates to the crystal formations' octahedral configuration [55]. As shown in **Figure 1**, the bulky or long-chain monovalent organic cation pairs in the RP-stacked halide perovskite fill the interlayer gap [32], displacing the neighboring 2D perovskite slabs by half an octahedron [56, 57]. In DJ layered halide perovskite, however, divalent cations are perpendicularly associated with 2D perovskite pieces [38, 58]. Well-aligned layered structures are produced because there is no shift between octahedral slabs [59, 60]. The focus of the second distinction is the interlayer gap [61], which is clearly affected by the spacer cation properties [62, 63]. Thanks to the bilayer configuration of univalent cation pairs, as indicated in **Figure 1(a)**, interlayer spaces in RP multilayer halide perovskites are frequently the largest [64, 65]. DJ layered halide perovskite can have significantly lower interlayer distances than RP layered halide perovskite because their divalent organic cations have a monolayer structure [66-68]. The third difference in layered halide perovskite has to do with how 2D perovskite slabs interact with one another [69]. As seen in **Figure 1(a)**, DJ layered halide perovskites completely fill the van der Waals gap that appeared in the RP layered halide perovskite [70]. Through hydrogen bonding, the interlayer cations with double ammonium groupings act together considerably along with the surrounding 2D perovskite pieces [71]. Therefore, the structural stability of 2D layered halide perovskite may be improved by reducing or removing van der Waals gaps [72]. DJ stacked halide perovskite has really shown to have extraordinarily good stability [73]. Further hydrogen bond engineering, particularly at high temperatures, can result in the creation of multilayer halide perovskites that are even more stable [74].

We discover that DJ has specific (dis)advantages in relation to the three chemo-structural properties mentioned above when compared to RP layered halide perovskite [75, 76]. The level of photogenerated carrier dissociation is often greater in DJ stacked halide perovskites [77, 78] due to the significantly smaller interlayer distances. The stability of DJ multilayer halide perovskite may also be

better since hydrogen bonds are present and van der Waals gaps are completely absent [79]. An integrated design of DJ in thin films is therefore essential [50] to achieve the perfect stability between chemical steadiness and carrier transportation, that is widely sought for solar cells. The development of the recorded efficiency for RP and DJ PSCs is seen in **Figure 1(b)**. **Table 1** lists all the additives' detailed descriptions for DJ PSC's performances.

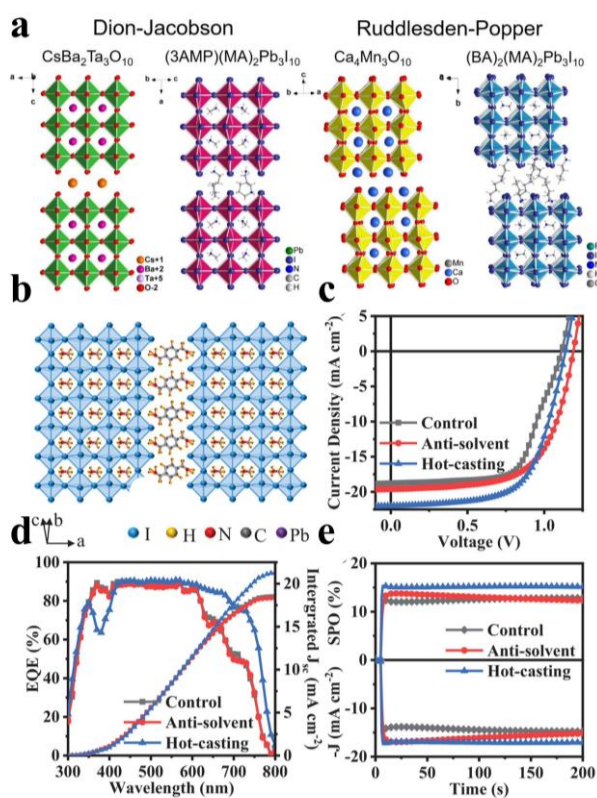
### **3. DJ layered halide perovskites materials and devices**

Nonradiative recombination severely reduces the efficiency of solar cells. Defects are inevitable since perovskite films are often polycrystalline [17, 80]. The most common cause of nonradiative recombination is a carrier recombination center caused by a defect [51, 81]. There are many different types of flaws in solution-processed DJ halide perovskite films, including dislocations, grain boundaries, and point flaws like vacancy [82], interstitial, and antisite substitution defects [50]. Although research has shown that the majority of these defects are light carriers' traps and do not cause significant nonradiative recombination [79], cautious modification of defects in DJ halide perovskites is still necessary to advance DJ PSC performance toward the Shockley-Queisser efficiency limit [78]. In **Figure 2(a)**, a novel crystal pattern established on the DJ class of PVK creates 2D hybrid PVK devoid of additives, as examined by the Mao research team [83]. These materials are composed of layers, and the precise arrangement of the inorganic layers one on upper of the other gives the filling of these layers a distinctive appearance. The use of the different spacer cations (3AMP and 4AMP) significantly affects the general properties. The 3AMP and 4AMP exhibit lesser band gaps than the most widely used 2D-RP perovskites as a result of a fewer distorted inorganic structure and nearer interlayer gaps. The actual device assembly demonstrated that the 3AMP series had superior optoelectronic properties over the 4AMP series. The winning gadget, according to the preliminary findings, has a PCE of more than 7%. It has been revealed that nonradiative recombination-causing flaws in 2D-DJ layered halide PVK layers are typically present at grain boundaries or at the interfaces of PVK and choosy connections [76]. The bulk of these faults are uncoordinated ions like I<sup>-</sup> or Pb<sup>2+</sup> [84] and faults are divided into two types: positive defects and negative defects. This is due to the periodicity of the termination lattice. As a result, a variety of compounds might be used to passivate flaws [31, 85].

#### **3.1 N, N-dimethyl sulfoxide additives**

Different types of additives are used in the manufacture of DJ PSCs [86]. The strong coordination capability of Pb<sup>2+</sup> and I<sup>-</sup> in DJ halide PVK [87], that additionally serves as the basis for PSC solution procedure [88, 89], is primarily responsible for the diversity of accessible additives. Ions from salt

additions can coordinate with the lead cation or iodine anion from DJ perovskites thanks to an ionic connection, which is well understood. Via exhausting an antisolvent rinsing stage throughout spin-coating of the perovskite solution, Zhang et al. [90] proved a solvent manufacturing technique. This caused fast supersaturation for even, dense nucleation, creation of perovskite grains, which resulted in the development of a dense, flat, fully enclosing, extremely crystalline DJ perovskite thin layer in **Figure 2(b-e)**. The Lewis base N, N-dimethyl sulfoxide (DMSO) was utilized to create a stable and homogeneous intermediate phase of MAI,  $\text{PbI}_2$ , and DMSO, which was then used to anneal into perovskite to slow down the interaction between MAI and  $\text{PbI}_2$ . As a result, carrier movement along the perpendicular direction was considerably boosted and power conversion efficiency was increased. The efficiency of the hot-casting equipment was excellent at 15.81%.



**Figure 2** (a) Compare the Dion-Jacobson and Ruddlesden-Popper phases for perovskites made of oxide and halide. Crystal structure of  $\text{CsBa}_2\text{Ta}_3\text{O}_{10}$ ,  $\text{Ca}_4\text{Mn}_3\text{O}_{10}$  and  $(\text{BA})_2(\text{MA})_2\text{Pb}_3\text{I}_{10}$  [83]; Copyright 2018, ACS. (b) An illustration of the crystal architecture in a schematic of the 2D-DJ perovskite  $(\text{PDMA})(\text{MA})_{n-1}\text{Pb}_n\text{I}_{3n+1}$  ( $n=4$ ); (c) the hot-casting, antisolvent, and control devices' J-V curves and solar cell design, respectively; (d) For the three devices' champion cells, EQE and integrated short circuit current density ( $J_{sc}$ ); (e) The steady-state power (SPO) and current density for the three devices were tested for 200 s at a permanent  $V_{oc}$  close to the MPP [90]. Copyright 2021, Wiley-VCH.



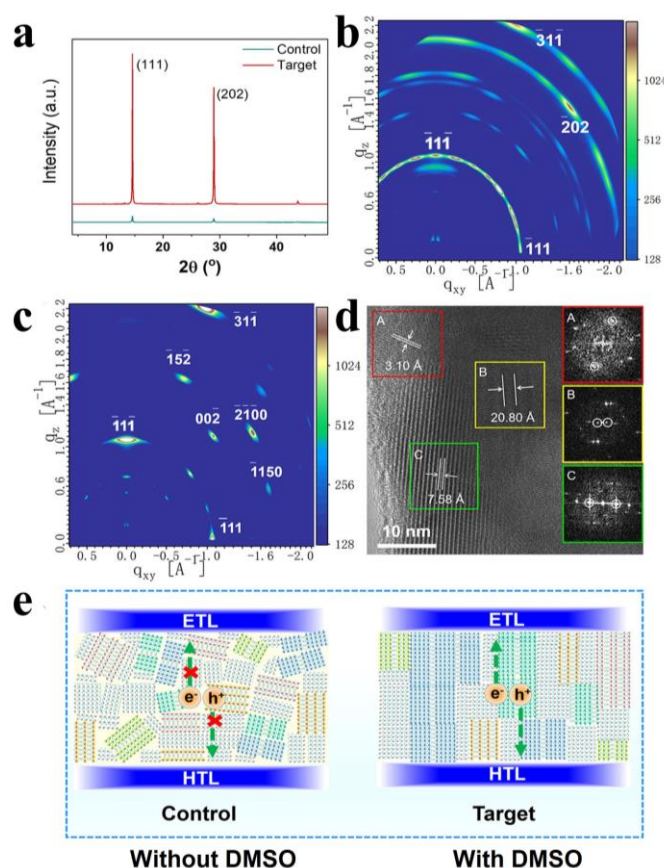
In order to generate a Lewis adduct and passivate the defects, Lewis bases often serve as electron donors that are able to attach to the clearly charged, undercoordinated  $\text{Pb}^{2+}$  [83, 91, 92, 93]. According to Cohen et al. [94],  $\text{PbI}_2 \cdot \text{DMSO}$  adducts are created when Lewis bases DMSO and/or iodide interact with Lewis's acids  $\text{PbI}_2$ , and it has been demonstrated that these adducts are essential on behalf of advanced charge extraction and a gentler rate of recombination in the  $\text{H}_3\text{N}-\text{C}_4\text{H}_6(\text{OH})_2-\text{NH}_3$  ( $n=5$ ) spacer-based low dimensional DJ perovskite. Accordingly, the DJ solar cell demonstrated improved stability and a 10% efficiency during 1030 hours of relative humidity (RH) of more than 50%. A Lewis base is an oxygen-containing lone pair of electrons which coordinately bonds to undercoordinated  $\text{PbI}_2$  [95]. It has been discovered that several solvents, such as DMSO, are polar aprotic and include an oxygen-bearing lone electron pair, indicating that they can function as O-donor Lewis bases [96]. By replacing DMSO with  $\gamma$ -butyrolactone (GBL), Ahmad et al. [97] showed that a steady intermediate adduct phase is able to form. This phase can then be converted into homogeneous and fresnel lens Dion-Jacobson phase 2D (PDA) $\text{MA}_2\text{Pb}_3\text{I}_{10}$  perovskites, which provide PCE of 13.3 percent as well as extremely high device stability.

DMSO can provide intermediates that can make crystallized and great DJ perovskite layers [6]. Applying a hybrid solvent of GBL and DMSO, Fu et al. [63] evolved solvent manufacturing to generate a consistent, **good DJ (PDA) $\text{MA}_3\text{Pb}_4\text{I}_{13}$**  ( $n=4$ , PDA stands for 1,3-propanediammonium) PVK layer for high-performance PSCs by a credentialed PCE of 13.8 percent and brilliant thermal steadiness at 85 °C in humid atmosphere.  $\text{PbI}_2$  solubility was increased when DMSO was used, and the crystallization kinetics were adjusted for significantly better film coverage and smoothness. A larger monoammonium is added to the diammonium-based 2D-DJ-DMSO perovskite as the matrix to produce a second RP phase PVK that coexists with DJ PVK. This helps with crystal formation, reduces charge recombination, and enhances charge transport.

DMSO, a very polar solvent that can dissolve lead halide, was generally used to dissolve DJ halide perovskites [98, 99]. It has also been shown that DMSO can be used to make excellent DJ perovskite film based on tin (Sn) [100-102]. Li et al. [102] used solvent-controlled perovskite film development to achieve a record PCE of 6.43 percent based on Sn-based DJ (BDA) $\text{FA}_2\text{Sn}_3\text{I}_{10}$ . The reaction between DMSO molecules and Lewis' acid Tin (II) iodide ( $\text{SnI}_2$ ) produced the intermediate adduct  $\text{SnI}_2 \cdot 3\text{DMSO}$ , that competently slows the reaction between  $\text{SnI}_2$  and methylammonium iodide (MAI), producing an even and pinhole-free  $\text{MASnI}_3$  layer by micron-sized grains afterward the DMSO molecules are removed by annealing at 100 °C. The intermediate's crystal structure was determined to be  $\text{SnI}_2 \cdot 3\text{DMSO}$ , with the coordination sphere being made up of three DMSO molecules that are connected to Sn by oxygen and iodide ions. Additionally, (BDA) $\text{FA}_2\text{Sn}_3\text{I}_{10}$  displayed strong crystal symmetry, which led to efficient carrier separation and absorption. The compact (BDA) $\text{FA}_2\text{Sn}_3\text{I}_{10}$  film

displayed weaker quantum confinement with better carrier diffusion and mobility, according to transient absorption (TA) studies. However, the (BDA)FA<sub>2</sub>Sn<sub>3</sub>I<sub>10</sub> devices demonstrated greater resistance to oxidation, light, and humidity.

The performance of the device was improved when DMSO additive was added to the (ThDMA)(MA)<sub>n-1</sub>Pb<sub>n</sub>I<sub>3n+1</sub> (n = 5) precursor solution, along with Lu and coworkers [101]. (Figure 3). A process utilizing a combined solvent of DMF and DMSO might be used to create significant 2D-DJ perovskite, as well as better crystallinity, desired vertical orientation, and expanded spatially determined carrier life. The enhanced device demonstrated a good PCE of 15.75 percent, that was a record, for aliphatic spacer-based 2D-DJ PSCs. The unconjugated 2D-DJ perovskite cells also retained around 95% after 1655 hours in N<sub>2</sub>. These findings imply that the design of thiophene-based aromatic spacers and the engineering of devices may result in extremely effective and reliable 2D-DJ PSCs.



**Figure 3** (a) The control and target layers' XRD patterns; (b, c) GIWAXS data for the reference and target movies; (d) Target film's HRTEM picture. FFT pictures of the relevant region are shown in the insets; (e) Diagrammatic representation of the control and target cells' morphologies and charge-transport schemes [101]. Copyright 2020, ACS.

The PCE of 2D-DJ layered halide PSCs and the shape of perovskites were both shown to be significantly enhanced by DMSO-induced complexes.

### 3.2 Chlorine anion additive

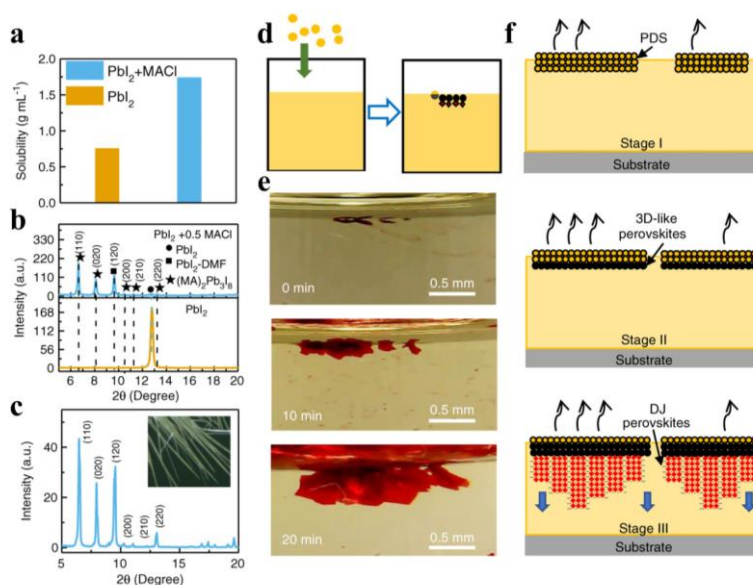
Chloride is a common addition for passivation ( $\text{Cl}^-$ ) [85, 103].  $\text{Cl}^-$  significantly lowers trap density and enhances charge durations of diffusion and carrier lives in DJ halide perovskite films [104, 105]. Zhao's research team [106] recently developed a technique for solvent vapor plasticizing 2D PVK layers by addition of 20 mol% methylammonium chloride (MACl) additives. Their rotation caused by the surface and accompanying grain development were assisted by MACl, which improved out-of-plane charge transfer. Comparing 2D perovskite solar cells to their untreated counterparts, they are more efficient and stable. Their (BDA)( $\text{Cs}_{0.1}\text{FA}_{0.9}$ ) $\text{Pb}_5\text{I}_{16}$  solar cell showed a certified PCE of 18.00%.

$\text{Cl}^-$  is crucial for effective planar DJ PSCs in the early stage [107] because it passivates flaws in DJ perovskite films and on the surface of titanium dioxide's ( $\text{TiO}_2$ ) ETL and at the interface between  $\text{TiO}_2$  and DJ perovskite. Significantly, (BDA)-based PSCs were created by Niu and colleagues [108]. To help the perovskite (PVK) film crystallize and produce big, high-quality PVK grains, they applied the MACl additive. The BDA caused the inorganic sheet gap to be smaller and the inorganic sheets to be more ordered, which allowed the PVK layers to present favorable charge movement, very few defects, and almost crystallinity with a single crystal. The PCE of the solar cells that performed the best was 17.91 percent, and there was negligible hysteresis. The PSCs demonstrated high stability as well; after 1182 hours of storage (humidity: 60% RH) in room air without any encapsulation, 84 percent of the original PCE was still present. Even though the majority of these research primarily focused on morphology and demonstrated that the chloride residual in the film A rising (BDA)MA $\text{Pb}_5\text{I}_{16}$  film was produced by Zheng et al. [109] using MACl in precursor solution. The formation energies demonstrated that the perovskite construction is thermodynamically stabilized by  $\text{Cl}^-$ . Because to the excellent surface shape, crystallographic characteristics, and optical absorption properties, the device displayed an appealing PCE of 16.38 percent.

Common processes like the antisolvent approach and sequential deposition technique for producing DJ perovskite films often include chloride additives [110]. Recently, Wang et al. [111] reported that the delivery uniformity is significantly enhanced with a temperature fabrication method by adding  $\text{Cl}^-$  to the MAI precursor solution and using (BDA) as cross-linking molecules to generate 2D-DJ PSCs. By using MACl and/or DMSO as additives, the dispersity and crystalline orientation may be adjusted, leading to the production of perovskite films of excellent quality. It produced

(BDA)MA<sub>3</sub>Pb<sub>4</sub>I<sub>13</sub> recipes with PCEs up to 12.81 percent efficiency. MAI is one of the additives utilized most often to create superior PVK layers among these organic ammonium salts [39]. Ma et al. [112] created a (PDA)-based 2D perovskite cell and used MAI additive, which was found all over the film and was integrated into the perovskite lattice, to obtain a PCE of 13.0 percent. The increased connection across the perovskite structure also contributes to the steadiness of the PDA-based DJ PVK. The findings show that 2D perovskites with low interlayer distances function very well, offering an alternate method for enhancing the effectiveness and stability of 2D perovskites. They concluded that the secret to good performance is Cl<sup>-</sup>.

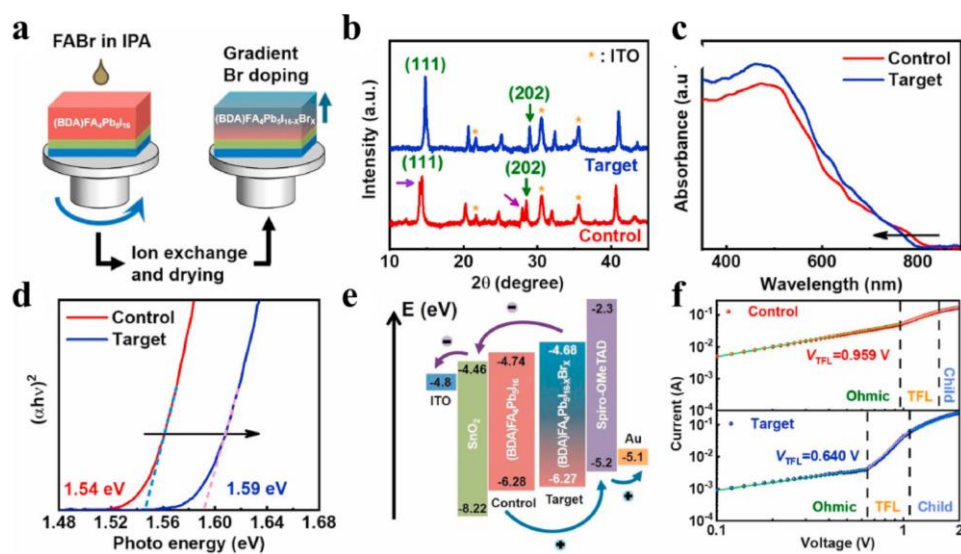
Additionally, a secondary interlayer spacer, Lead (II) chloride (PbCl<sub>2</sub>), has been added to low-dimensional perovskites based on formamidinium (FA), which significantly enhances the film quality [90, 107]. According to Zhao and colleagues [113], the Cl additive can greatly lengthen the diffusion lengths of the hole and electron. Additionally, it lowers the PVK thin film's bulk trap-state density [114]. Recent research by Wang et al. [115] focused on the nucleation of DJ (PXD)(MA)<sub>2</sub>Pb<sub>3</sub>I<sub>10</sub> perovskite layers with the MAI additive. For DJ perovskites with large organic cations, this is accurate. such as p-xylylenediamine (PXD) in **Figure 4**. Due to its low sublimation temperature, the majority of MAI was eliminated during the thermal annealing. Pure perovskite films were produced, improving coverage and absorption, which boosted device performance. For PSCs based on (PXD)(MA)<sub>2</sub>Pb<sub>3</sub>I<sub>10</sub>, the engineering resulted in a dramatic improvement in PCE, going from 1.2% to 15.6%. Even after 1500 hours of storage in a glove box or 700 hours of continuous light, the unencapsulated DJ perovskite devices still had an efficiency of above 90%.



**Figure 4** (a) PbI<sub>2</sub>'s solubility in DMF both with and without 0.5 MAI; (b) XRD patterns of the layers made from raw PbI<sub>2</sub> and PbI<sub>2</sub> with 0.5 MAI; (c) Optical picture of the intermediate phase fiber made from (PXD)(MA)<sub>2</sub>Pb<sub>3</sub>I<sub>10</sub>

and its associated XRD pattern; (d–e) Graphics and visual images of the directed formation of PXD DJ PVK crystals at the liquid surface of the oversaturated precursor solution ( $n = 2$ ) under the purposefully added (PXD)(MA)<sub>2</sub>Pb<sub>3</sub>I<sub>10</sub> powder. (f) The right panel shows how the directed development of DJ perovskites is caused by the production of 3D-like perovskites on a PbI<sub>2</sub>-N,N-dimethylformamide (DMF)-based solvated phase (PDS) surface that has been soaked in DMF [115]. Copyright 2020, Wiley-VCH.

Wang et al. [116] also discovered that 2,3,5,6-tetrafluoro-1,4-benzenedimethan ammonium (TFBDA<sup>+</sup>) may be utilized to create a unique DJ PVK layer with dense and evenly dispersed geomorphology and enhanced charge transfer. Cl<sup>-</sup> slowed down the manufacture of PVK layers and made the PVK layers' color darker. The delayed crystallization procedure raised the film coverage on the planar substratum and considerably enhanced the device presentation of the mesoporous cell architectures. The unconjugated cells reserved more than 90% of their fresh efficiency after 1300 hours in 40-70% RH air more than 80% that after 100 hours of annealing process at 80 °C, demonstrating its noticeably enhanced water as the base and thermal performances compared to its nonfluorinated counterpart. Larger-sized cations as MA<sup>+</sup>, FA<sup>+</sup>, or (ammonium) NH<sub>4</sub><sup>+</sup> are used as additions in chloride salts [117]. Because of the organic cation's mass, there is a lot of interionic space, which reduces the strength of the electrostatic attraction that attracts electrons to one another [47]. In the PVK annealing post-treatment, the organic chloride addition may be simply removed because chloride is combustible [89]. Additionally, researchers have investigated how NH<sub>4</sub>Cl additive affects the crystallinity and surface morphology of perovskites. Su [118] et al. showed that NH<sub>4</sub>Cl improves crystallinity and morphology of (BDA)FA<sub>4</sub>Pb<sub>5</sub>I<sub>16</sub> perovskite thin films in **Figure 5**. Beginning with the gradient energy band alignment, carrier transit, extraction, and transfer are made simpler. Better crystallinity and a decrease in defect density as a result of recrystallization are seen after FABr treatment. Last but not least, Br inclusion primarily increases device stability. The device's PCE of 16.75 percent, which was much greater than the control devices of 0.5 percent, was primarily caused by a massive increase in V<sub>OC</sub> of 1.107 V.



**Figure 5** (a) Diagram of the preparation procedure in a schematic of  $(\text{BDA})\text{FA}_4\text{Pb}_5\text{I}_{16-x}\text{Br}_x$ ; (b) Perovskite films' XRD patterns both with and without FABr post-treatment; (c) Spectra of UV-vis absorption and (d) the perovskite layers' band gap both before and after FABr treatment; (e) Diagram of the PSC's energy levels dependent on the control and desired PVK layers; (f) Dark I-V curves. [118] Copyright 2021, Elsevier.

In addition, Xu et al. [85] investigated TTDMAI, a spacer made of fused thiophene that has been effectively produced for 2D-DJ PSCs with  $\text{Cl}^-$ . In comparison to the mesoporous design, the planar architecture was shown to have bigger grain sizes and higher interfacial charge injection rates due to chloride doping. The effectiveness of PSCs was greatly enhanced.  $\text{Cl}^-$  was discovered to help crystals form; perovskite films' absorbance or photoluminescence properties were unaffected. It's significant to note that the TTDMA-based unencapsulated device kept its average efficiency at 99 percent of its starting value despite being stored in  $\text{N}_2$  for 4400 hours. Additionally, compared to their 3D counterparts, light, thermal, environmental, and operational stabilities were all greatly increased.

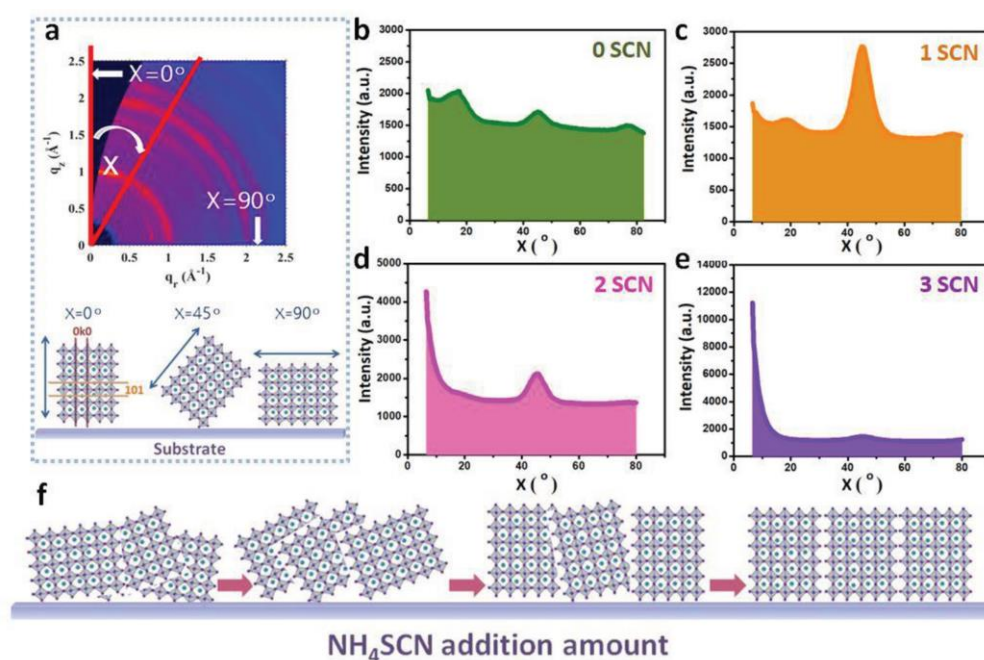
$\text{Cl}^-$  ions have been shown to regulate DJ PVK growth and nucleation without interfering with the lattice [119-121]. Due to its volatile nature, it prefers to remain near the grain borders after post-annealing. The crystals are more homogeneous, and the crystal growth rate is lowered [122]. The consequence is larger grains and improved pinhole density in the film morphology. Finally, it improves the DJ cell's photovoltage capability.

### 3.3 Thiocyanate anion additive

PSC performance is greatly influenced by the surface abrasiveness, grain size, and homogenous coverage of the DJ perovskite absorber layer [41, 123, 124]. Although they have a high defect tolerance, organohalide

lead perovskites are not defect-proof.

Li et al. [125] showed that recrystallization caused by ammonium thiocyanate ( $\text{NH}_4\text{SCN}$ ) may be used to enhance the shape and crystalline quality of PVK films (**Figure 6**). The additive was largely dissolved when they created the  $(\text{BDA})(\text{MA})_4\text{Pb}_5\text{I}_{16}$  solution with  $\text{NH}_4\text{SCN}$ , and the  $\text{PbI}_2$  compound then formed the mesoporous framework (intermediate film). The  $\text{NH}_3$  and  $\text{HSCN}$  that were created during the annealing process soon volatilized. Because of the large crystal grain sizes and reduced trap density,  $(\text{BDA})(\text{MA})_4\text{Pb}_5\text{I}_{16}$  produced by this intermediate catalytic action of  $\text{NH}_4\text{SCN}$  had a higher PCE of 14.53%. The devices that were created also had good stability, retaining 85% under RH  $50\pm 5\%$  for 900 hours.  $\text{NH}_4\text{SCN}$  and  $\text{MASCN}$  have been used to enhance DJ PVK films' crystallinity and boost cell performance [3, 126]. The DJ PVK layer's grain size, material crystallinity, and optical properties may be improved by pseudo-halide [127, 103]. This manuscript examined a number of BDA-based 2D DJ perovskites. However, stability of some BDA-based 2D DJ perovskite devices was rather low in comparison to their counterparts of other types. **Table 1** demonstrates that testing of 2D DJ PVK solar cells typically takes place in low humidity environments,  $\text{N}_2$  atmospheres, or in the absence of light.



**Figure 6** (a) Diagram depicting the progression of the (101) crystallographic plane's azimuth angle; (b–e) Polar intensity profiles along the ring at  $q = 0.95\text{--}1.08 \text{ \AA}^{-1}$  assigned to the (101) plane of PVK layers with various  $\text{SCN}^-$  additives; (f) Diagram showing the development of the crystallographic plane (101)'s orientation as the quantity of  $\text{NH}_4\text{SCN}$  added increases [125].

Copyright 2020, Wiley-VCH.

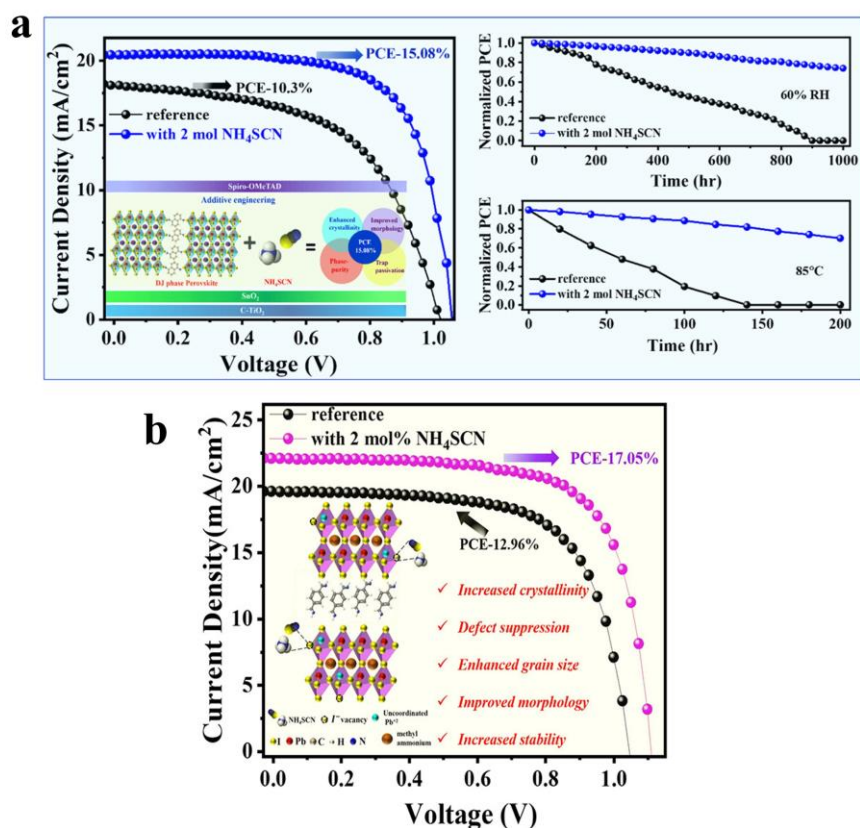
2D (3-AMP)  $(\text{MA}_{0.75}\text{FA}_{0.25})_3\text{Pb}_4\text{I}_{13}$  DJ perovskite layers were produced by Wu et al. [128] using

a room temperature method and the MASCN additive. With the right number of additives, the perovskite layer displayed improved crystallinity, enhanced orientation growing, and fewer flaws. Planar-structured PSCs had the highest PCE of 16.25 percent. After 35 days of air storage at a RH of 45%, the unsealed cells still contained 80% of its initial efficiency.

A number of thiocyanate ions have been suggested as ways to regulate the crystal border (GB), charge carrier trapping, and defect tolerance in perovskite thin films. Wu et al. [129] produced (3AMP) ( $\text{MA}_{0.75}\text{FA}_{0.25}$ ) $_3\text{Pb}_4\text{I}_{13}$  films of excellent quality by adding MASCN to the precursor. When the concentration is high enough, it is probable that  $\text{SCN}^-$  outcompetes DMSO for coordination sites, reducing the interaction between  $\text{Pb}^{2+}$  ions and DMSO and facilitating easier DMSO elimination. Reduced fault density allowed for an exceptionally low energy loss and high  $V_{\text{OC}}$  (1.24 V) (0.35 eV). A large PCE of 18.67% was present in a gadget. After storage in the open air, it retained 90% of its original PCE over 50 cycles of thermal cycling testing.

Halogen shares similar chemical characteristics and behaviors with pseudo-halides like  $\text{SCN}^-$ . Yukta et al. [37] reported the eclipsed DJ perovskite employing the 1,5-diaminonaphthalene cation in **Figure 7 (a)**. In NDA-based DJ phase perovskite (NDA is 1,5-diaminonaphthalene),  $\text{NH}_4\text{SCN}$  surface treatment increased carrier mobility, film shape, crystallinity, trap-assisted nonradiative recombination, and trap-assisted nonradiative recombination significantly decreased. Consequently, the efficiency of perovskite device treated with  $\text{NH}_4\text{SCN}$  increased by over 46%, from 10.3 percent to 15.08 percent. The effectiveness of the devices treated with the  $\text{NH}_4\text{SCN}$  addition was verified using electrochemical impedance spectroscopy [130] [31]. To date, many pseudo-halides have been incorporated onto DJ perovskite layer in order to change the processes for PVK crystal formation and passivate crystal defects, improving PSC performance.





**Figure 7** (a) Curves of the control and target cell's current density and voltage; continuous testing of the goal and control devices [37]. Copyright 2022, ACS; (b) Curves illustrating the control and target device's current density vs voltage [131]. Copyright 2022, ACS

Trans-1,4-cyclohexanediamine (CHDA) $(MA)_3Pb_4I_{13}$  ( $n = 4$ ) was manufactured via Wang et al. [132] using  $NH_4SCN$  as an addition. They showed that both cation and anion had synergistic effects on the perovskite layer's nucleation and growth, resulting in bigger grains and more stable layers. Less flaws were created, and the crystallization process took longer. The device generated astounding efficiency of up to 15.01 percent. The encased devices' efficiency remained at 80.7 percent over 270 minutes of continuous maximum power point monitoring. Devices manufactured maintained 96.5 percent and 74.4 percent efficiency during 68 hours at 60 °C and 70 °C, respectively. One of the maximum stabilized efficiencies for a DJ phase perovskite has been informed by Yukta et al. [131] for  $(XDA)(MA)_3(Pb)_4(I)_{13}$  PVK (**Figure 7 (b)**). The ideal phase distribution, bigger grains, and better crystallinity are produced by the  $NH_4SCN$  additive alteration. The passivated perovskite also demonstrated improved charge transport and decreased defect density.

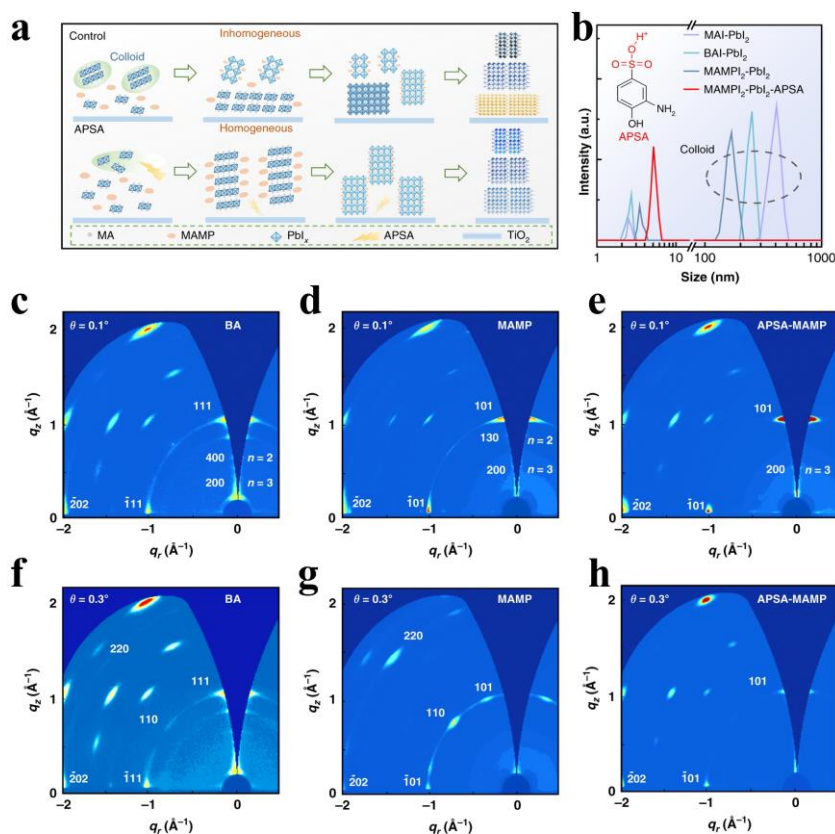
The DJ PVK film has been passivated using the  $SCN^-$  as an additive [133]. Inorganic perovskite  $Pb^{2+}$  may coordinate with the S and N atom donors found in thiocyanate to generate the Lewis acid-base adduct [93]. The  $SCN^-$  ions would cause the perovskite layer to emit gases in the form of methylamine ( $CH_3NH_2$ ) and HSCN through the annealing procedure [57]. The emission of  $CH_3NH_2$  gas during perovskite synthesis

enhances the crystallinity and grain size of the layers [134].

### 3.4 Hydrohalic acids additive

The perovskite precursor solution is made up of colloids with an organic and inorganic lead polyhalide framework between them [60]. These colloids, that also behave as nucleation sites, control the coverage and form of the thin films that undergo deposition [34]. Large colloids cause poor film morphology [23]. Large colloid particles can be broken down by hydrohalic acids, and they can also change the colloidal concentration [38], which modifies DJ perovskite shape while it is being deposited. Ke et al. [135] discovered that adding a little quantity of HI to a precursor solution allowed for the structure of phase-pure, uniform, and continuous 3AMP ( $\text{MA}_{0.75}\text{FA}_{0.25}$ ) $_3\text{Pb}_4\text{I}_{13}$  layers. Particularly, 3AMP perovskites showed lower recombination, boosting the devices' FF and VOC. The ideal level of 25% FA was present in these perovskites. The solar cells therefore showed a 50% improvement over the original cells, producing a winner efficiency of 12.04 percent with a great FF of 81.04 percent and an efficiency of 9.83 percent. When the solvent-engineering technique is paired with hybrid DMF/DMSO solvent and HI additive, the films have a noticeably more desirable perpendicular orientation and greater crystalline quality, resulting in solar cells with outstanding repeatability and good presentation. Due to the hydrophobic nature of the organic spacer layer of the 3AMP cation, which increases the materials' resistance to moisture and light, these DJ PVK layer cells also demonstrated substantially greater environmental stability than their 2D-RP and 3D analogs.

The presentation of DJ PSCs as a device and the layer quality of DJ perovskites are both impacted by the aging of DJ perovskite precursors [136]. Controlling the colloid dispersion in the precursor is necessary to produce uniform films [52]. HI was used most frequently as an additive in the early stages of DJ PSC development. He et al. [100] fabricated dense (4-AMP) $\text{MA}_{n-1}\text{Pb}_n\text{I}_{3n+1}$  perovskite films by introducing HI to the (4-AMP) $\text{MA}_{n-1}\text{Pb}_n\text{I}_{3n+1}$  precursor in **Figure 8** (MAMP is 4-AMP in the Figure). The addition of HI could make the (4-AMP) $\text{MA}_{n-1}\text{Pb}_n\text{I}_{3n+1}$  solution more soluble, increasing the surface coverage on the substrate. Furthermore, by meticulously controlling the crystallization kinetics using HI additive, 4-AMP film with a homogenous energy landscape was achieved. Electrical analyses proved that the homogenous energy landscape decreased defect density and lowered energy disorder in the film. Due to the homogenous energy environment, which reduces nonradiative recombination and energy disorder, little V loss was obtained. The solar cell had an impressive  $V_{OC}$  of 1.21 V and a noteworthy efficiency of 16.53 percent. Due to its excellent vertical phase alignment, the device also has shown far more stability than normal hot-casting films, keeping around 90% of the fresh PCE after 1000 hours of storage.



**Figure 8** (a) Schematic representations of the crystallization of control and APSA-treated quasi-2D perovskite layers; (b) To assess the colloid size and dispersion in precursor solutions, use dynamic light scattering data. Inset: APSA's molecular construction. Characterizations of GIWAXS for  $(\text{BA})_2(\text{MA})_3\text{Pb}_4\text{I}_{13}$ , pristine, and APSA-treated  $(4\text{-AMP})\text{MA}_{n-1}\text{Pb}_n\text{I}_{3n+1}$  perovskite films, (c–e) an angle for grazing incidents of  $0.1^\circ$  and (f–h) at an angle of grazing incidence of  $0.3^\circ$ , respectively [100]. Copyright 2020, Nature Publishing Group.

In contrast to neutral additives, the addition of acids may change how the molecules of the solvent interact and decrease the viscosity of the solution [11]. This alters the solvent's rate of evaporation and influences how quickly DJ PVK crystallizes. Li et al. developed exceptionally smooth and totally covering PVK layers with big crystalline grains at ambient temperature in this study [137]. The devices had a PCE of 9.20 percent  $(\text{A}'\text{A}_{(n-1)}\text{Pb}_n\text{I}_{(3n+1)})$  ( $\text{A}' = 4\text{-aminomethylpyridinium}$  (4AMPY),  $\text{A} = \text{methylammonium}$  (MA),  $n = 1\text{-}4$ ).

Acids can make DJ PVK precursors more soluble and aid in the production of DJ PVK films that are uniform and well-covered. Subsequently, Safdari et al. [138] used HI into  $[\text{NH}_3(\text{CH}_2)_4\text{NH}_3]\text{PbI}_4$  and successfully prepared stable cubic  $[\text{NH}_3(\text{CH}_2)_4\text{NH}_3]\text{PbI}_4$  films. It was shown that the stable black phase could only be created at low temperatures due to the smaller grains and lattice strain caused by

HI. It was the first time that  $[\text{NH}_3(\text{CH}_2)_4\text{NH}_3]\text{PbI}_4$  was shown to be an alternate absorber, despite the fact that the PSCs only managed to attain a low PCE of 1.1 percent. Large colloidal particles in the perovskite precursor have been observed to dissolve when acidic additives are present, changing the shape of halide perovskite [117]. Safdari et al. [139] created thick, homogeneous perovskite films with greater surface coverage on the substrate by adding HI to the precursor solution, as an example. In compared to the reference model without the additive, the device's performance was prolonged when HI was introduced because it made the perovskite more soluble and produced dense layers. The greatest performance material below moisture environments was  $\text{BDAPbI}_4$  (1.08% PCE), that was equal to  $\text{MAPbI}_3$  solar cells (2.1% PCE). Both  $\text{MAPbI}_3$  and  $\text{BDAPbI}_4$  solar cells had an equivalent absorbed photon-to-current PCE, but the 2D PVK had wider band gaps and less photoconductivity.

Acidic-natured molecule additions have been shown to have a significant impact on the DJ perovskite shape [140] by encouraging the breakup of huge PVK particles into smaller ones with a more homogeneous dispersion of particles. Yu et al. [141] used the  $(\text{PDMA})(\text{MA})_5\text{Pb}_6\text{I}_{19}$  precursor solution to add HI acids to study the nucleation and development phases of perovskite layers. After the addition of acid, which caused the colloids in suspension to progressively disperse, the amount of tiny colloidal particles increased with longer aging times. Colloids are the nucleation centers, and this fact significantly influenced the crystallization kinetics and form of the thin layers. The density of nucleation sites was eventually reduced to produce huge grains and well-covering layers. Large crystal grains frequently came with unfavorable pinholes since crystal development might also proceed vertically. The best device was made with  $n = 6$  in DJ perovskite, producing a PCE of up to 11%, which is remarkable.

As a result, the complete crystallization of those old precursors with acid additions required a higher temperature and longer time [122, 142]. The aged precursor produced a superior morphology with bigger grains, higher crystallinity, and better texture thanks to its smaller, more uniform colloidal particles [41, 143].

### **3.5 Tin (II) fluoride additive**

Due to fluorine's small size and high electronegativity [17, 144], fluoride species can interact with DJ PVK to generate powerful ionic and intermolecular bonds [125, 145]. The beneficial chemical reaction between fluoride and DJ PVK allows for the passivation of crystal boundaries and surface defects [14]. Fluoride is frequently appeared on the surface of DJ perovskite when it is integrated into the film [1, 121], displaying surface hydrophobicity and shielding the DJ PVK from moisture erosion [79, 117, 146]. In order to decrease the inherent Sn-cation vacancies in DJ phases  $(\text{BDA})\text{FA}_2\text{Sn}_3\text{I}_{10}$

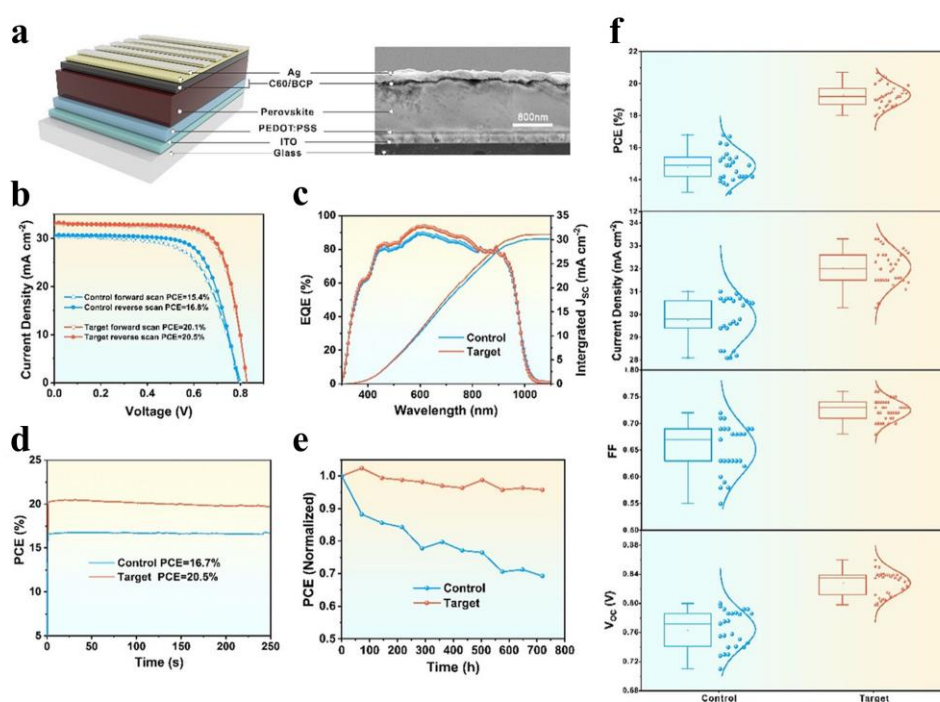
perovskites, Li and colleagues initially employed Tin (II) fluoride ( $\text{SnF}_2$ ) [102]. Theoretical simulations show that the addition of  $\text{SnF}_2$  considerably increases the chemical potential of Sn and the energy needed to create Sn vacancies. Furthermore,  $(\text{BDA})\text{FA}_2\text{Sn}_3\text{I}_{10}$  has a high degree of crystal symmetry, which leads to efficient carrier separation and absorption. They were able to attain a PCE up to 6.43 percent, that is significantly greater than that of the  $\text{FASnI}_3$  cell (4.20 percent), by taking advantage of outstanding film forming and carrier transport features. More significantly, compared to 3D  $\text{FASnI}_3$  devices, the  $(\text{BDA})\text{FA}_2\text{Sn}_3\text{I}_{10}$  devices demonstrated greater resistance to oxidation, light, and humidity.

The quick oxidation of  $\text{Sn}^{2+}$  to  $\text{Sn}^{4+}$  in ambient air is one of the crucial reasons for the minimal PCE and bad long-term steadiness of tin DJ PSCs [38]. Therefore, reductive additives are included to lessen the oxidation process for improved device performance, such as the frequently utilized divalent tin halides and their additives [67] and hydrazine derivatives. In order to create novel materials of the type  $\text{FASnI}_3$  with  $\text{SnF}_2$  additive, Ke et al. [92] presented a novel kind of tin-based PVK absorber that combines [45] both ethylenediammonium (en) and FA. Studies show that the tin double halide ( $\text{SnF}_2$ ) protects the  $\text{FASnI}_3$  perovskite films by acting as both an antioxidant and a tin source compensator. The atmosphere steadiness and photoelectric characteristics of the tin-based PVK absorbers were also markedly enhanced by the insertion of the en cation into the architecture.

While F ion (as  $\text{SnF}_2$ ) is stoichiometrically injected into the  $\text{ASnI}_3$  DJ PVK to create an  $\text{ASnI}_{3-x}\text{F}_x$  DJ perovskite film, the tolerance factor,  $t$ , rises as  $x$  boosts due to the decreased F ionic radius and boosts the phase steadiness of Sn-based DJ perovskite [76]. The use of fluoride complex as an adjuvant consequently increased the stability of Sn-based DJ PVK.  $\text{SnF}_2$  was added by Ke et al. [147] to the perovskite solution to regulate the shape of DJ  $\text{FASnI}_3$  films. Propylenediammonium (PN) and trimethylenediammonium (TN) may both be incorporated into  $\text{FASnI}_3$  perovskite while still maintaining its three-dimensional structure and offering improved film shape and optoelectronic capabilities. It has been shown that adding  $\text{SnF}_2$  lowers background carrier density and Sn defects by increasing the Sn potential and lowering the energy required for the creation of Sn vacancies in lead-free PVK. Ma et al. [148] discovered that adding  $\text{SnF}_2$  to the precursor solution may create a homogeneous, thick, amorphous layer over the polycrystalline perovskite layer that would successfully obstruct oxygen and moisture from the outside while also reducing ion transport inside the devices. The layered 2D perovskite was made by mixing an organic cationic salt called hexamethylenediamine diiodide (HDAI) with FA tin iodide ( $\text{FASnI}_3$ ) PSCs.

Electron recombination can be decreased by interfacial engineering, the application of drugs in controlled dosages, or the adoption of HTL or ETL that may minimize cell recombination [24, 149]. When used as a single addition in DJ Sn-PSCs,  $\text{SnF}_2$  exhibits a superior response in this aspect [51].

According to Zhang et al. [150], the quasi-2D perovskite (PDMA)  $(\text{FA}_{0.7}\text{MA}_{0.3})_3(\text{Pb}_{0.5}\text{Sn}_{0.5})_4\text{I}_{13}$  ( $n=4$  phase) with  $\text{SnF}_2$  additive showed a blue-shifted absorption edge in **Figure 9** when compared to pure  $\text{MASnI}_3$  thin film. They established which the  $\text{SnF}_2$  additive represses the production of  $\text{Sn}^{4+}$  and significantly reduces the hole density (by 1-2 orders of magnitude). PSCs based on  $\text{FA}_{0.7}\text{MA}_{0.3}\text{Pb}_{0.5}\text{Sn}_{0.5}\text{I}_3$  films saw a considerable improvement in PCE and stability with the addition of a modest quantity of PDMADI. This method prevented  $J_{sc}$  deterioration, enhanced film crystallinity and shape, and allowed for a one order of magnitude decrease in defect density by not causing the bandgap to shift blue. The PSCs with 2D/3D bulk heterojunction Pb-Sn PVK finally achieved an enhanced efficiency of 20.5 percent.



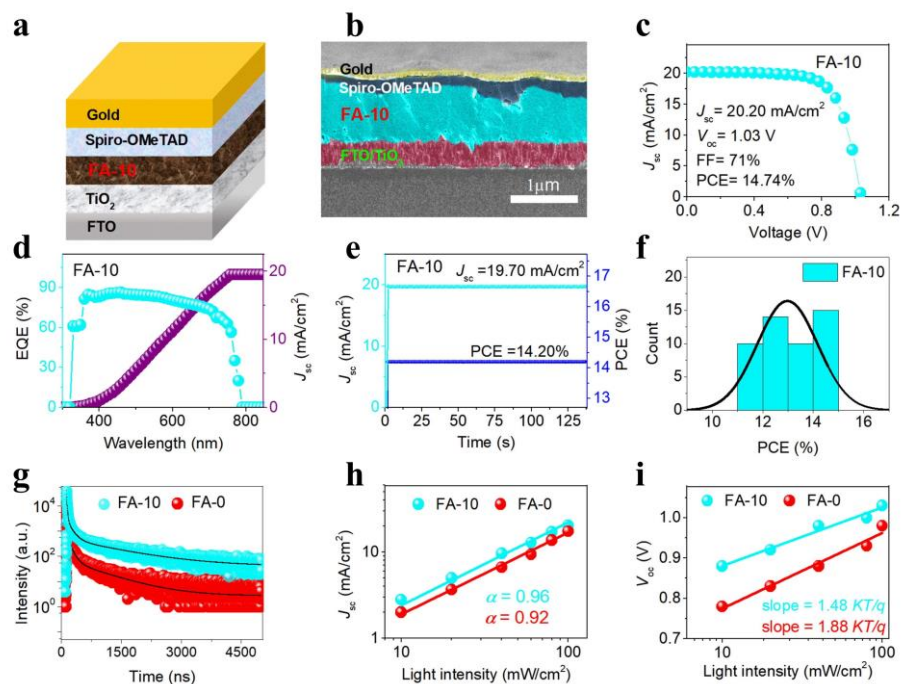
**Figure 9** (a) The drawing of the PSC's inverted construction and cross-sectional SEM picture; (b) The control and target cell's current density-voltage curves in various scan directions; (c) The control and target cells' integrated  $J_{sc}$  curves and external quantum efficiency; (d) Efficiency of control and target cells' steady-state outputs; (e) Stable testing of the control and target cells left unencapsulated in a glove box for more than 700 hours; (f) PV parameter comparison between the control and target cells using statistics [150]. Copyright 2021, Wiley-VCH.

$\text{SnF}_2$  additive was utilized to improve phase stability [151]. In contrast to  $\text{Pb}^{2+}$ , DJ PVK has a reduced bandgap when  $\text{Sn}^{2+}$  is used [65], however DJ PSCs exhibits instability and poor performance due to the phase change and rapid oxidation of  $\text{Sn}^{2+}$  to  $\text{Sn}^{4+}$  [152]. In order to make undoped ( $\text{Sn}^{4+}$  free) films with reduced defect concentration, Ke et al. [153] recommended that  $\text{SnF}_2$  simply function as an

inhibitor of  $\text{Sn}^{2+}$  oxidation in the  $(3\text{AMP})(\text{MA}_{0.5}\text{FA}_{0.5})_{n-1}(\text{Pb}_{0.5}\text{Sn}_{0.5})_n\text{I}_{3n+1}$  ( $n=4$ ) precursor solution. PVK films' shape was enhanced, and the crystallization process was changed using the  $\text{SnF}_2$  addition. The ionic radius of F is substantially less than that of I, hence F doping of iodide PVK won't cause any appreciable changes to the lattice parameter or undesirable film phases. As a consequence, solar cells utilizing 2D 3AMP and 3D perovskite composites as light absorbers were more efficient and stable, with a 20.09 percent power conversion efficiency. According to reports, tin fluoride ( $\text{SnF}_2$ ) protects the  $\text{ASnX}_3$  perovskite films by acting as both an antioxidant and a tin source compensator.

### 3.6 Other additives

The functionality of DJ PSCs is considerably affected via the shape of perovskite films [154, 155]. The uniformity, coverage, and roughness of a surface are all influenced by the size and distribution of the grains, the texture, and pinholes in the films [156, 157]. The optimal situation is that PVK form a single crystal sheet on the substrate [105, 158, 159]. The nucleation, growth, and post-treatment stages of crystallization, as well as the coarsening or ripening process, can all be controlled to optimize the morphology [160]. For DJ perovskite films, additional chemicals, such as too much  $\text{PbI}_2$ , are chosen and used. A surplus of formamidinium iodide can passivate the GBs (FAI). By creating self-assembled GBs on the  $((\text{PDA})(\text{FA})_x(\text{MA})_{3-x}\text{Pb}_4\text{I}_{13})$  film, Ahmad et al. [161] chose the excess FAI to influence the grain surface of the PVK layers, resulting in better PVK performance and reduced hysteresis of PSCs in **Figure 10**. DJ 2D perovskite with 10%  $\text{FA}^+$  doping has superior crystallinity, a preference for vertical orientation, and a lengthier charge carrier life than DJ 2D perovskite with no  $\text{FA}^+$ . The 2D PSCs demonstrated an improved device stability and a champion PCE of 14.74 percent. After 6000 hours of storing at a RH 65 percent, 800 hours of exposure to warm at 85 °C, and 5000 hours to one sun's light, the cells still hold more than 92 percent. These results imply that the DJ perovskite may be modified to produce extremely effective and steady DJ PSCs via the addition of FA cation.



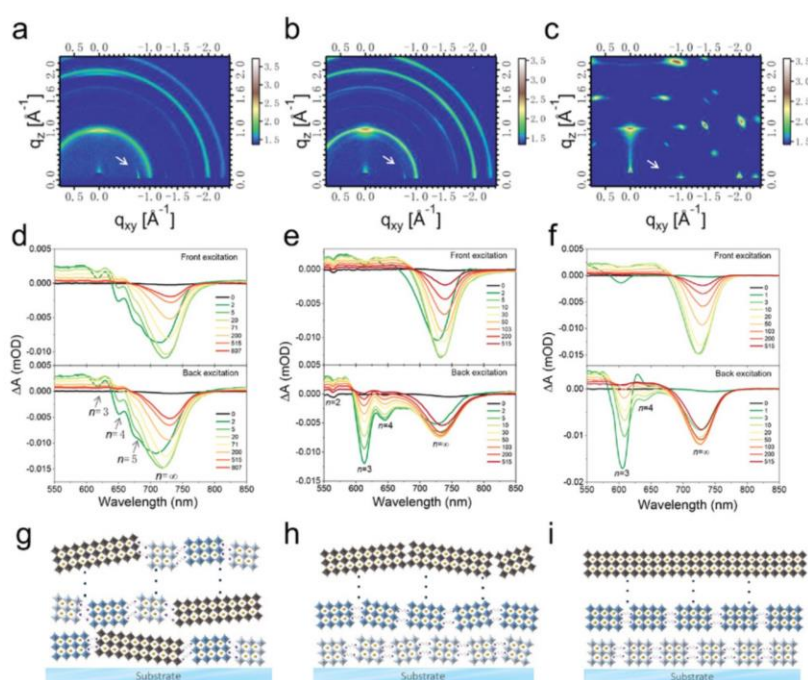
**Figure 10** (a) Cell structure, (b) a SEM cross-sectional picture, (c)  $J$ - $V$  curve, (d) EQE spectrum, (e) stabilized PCE and  $J_{sc}$ , and (f) a histogram of PCEs collected from 50 FA-10-based DJ 2D PSC devices; (g) TRPL curves of films based on FA-0 and FA-10; (h)  $J_{sc}$  vs light intensity graphs that are double-logarithmic, and (i)  $V_{oc}$  vs light intensity semilogarithmic graphs for the FA-0 and FA-10-based cells [161]. Copyright 2021, Wiley-VCH.

Su et al. have disclosed [162] an additive method used for producing good DJ perovskite films devoid of MA, in which molecules of 1,1'-carbonyldi(1,2,4-triazole) (CDTA) are added to the PVK solution. Through CDTA adjustment, it is possible to change the distribution of phases, grain volume, crystallinity, crystal orientation, defect passivation. A further advantageous gradient phase distribution and subsequently gradient band alignment are produced, that is advantageous for carrier extraction and transport. The enhanced crystal orientation can make collecting and transporting carriers easier. As a result of the larger grain size and effective defect passivation, the trap density decreased. The result was a PCE of 16.07 percent from the CDTA-modified device. The cell retains 92 percent under irradiation and 86 percent of its original PCE after 360 hours at 60 °C.

Additionally, Chen [163] demonstrated in **Figure 11** the scalable printing of superior DJ perovskite thin films by adjusting crystallization kinetics. The standard DMF:DMSO-based precursor may be significantly delayed in crystallizing when a small quantity of 1-methyl-2-pyrrolidinone is added. This made it feasible for rapid interphase charge transfer. The winning perovskite cell generated a stable PCE of 16.19 percent. Additionally, thanks to their exceptional phase stability, the devices made with the ternary solvent displayed a noticeably improved stability when exposed to stimuli like



light, heat, and humidity.

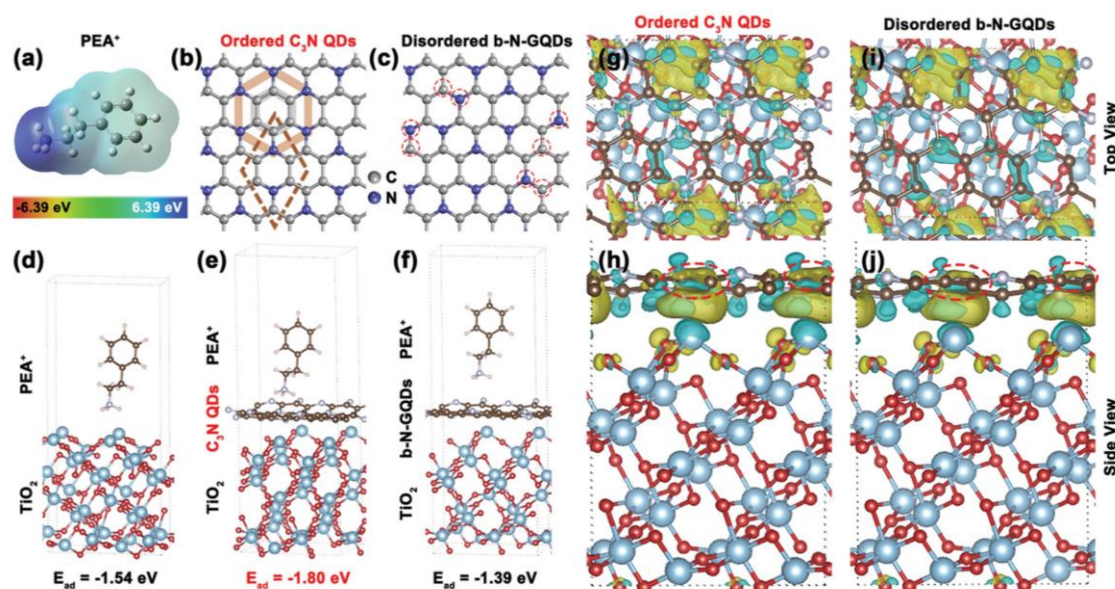


**Figure 11** (a) The single-solvent DMF-deposited DJ multilayer perovskite films' GIWAXS patterns, (b) DMF:DMSO, a binary solvent and (c) DMF:DMSO:NMP, a ternary solvent (d) TA spectra of the DJ PVK layers formed from the single-solvent DMF at various delay durations, (e) DMF:DMSO, a binary solvent and (f) ternary-solvent DMF:DMSO:NMP; (g) DJ PVK with random crystal orientation, even phase distribution, and graded phase distribution are shown schematically with (h) random and (i) vertical crystal orientation [163]. Copyright 2022, ACS.

Due to its environmentally friendly, non-toxic, and superior photoelectric physical features, tin-based perovskite has received much research [103, 164]. The great sensitivity of  $\text{Sn}^{2+}$  cations to oxygen and moisture, however, posed a significant obstacle to creating robust solar cells [165]. Guo [166] discovered that the 4-(aminomethyl) pyridine (4AMPY) cation may be added to create the DJ perovskite  $4\text{AMPY}\text{SnX}_4$ . In the beginning, modulation of the halogen component improves charge transfer efficiency. The efficiency of charge transfer was further improved. In the end, they succeeded in fabricating good DJ PSCs with the best PCE of 5.03 percent. During 200 hours of observing the functionality of unencapsulated devices in an ambient air (RH = 30%, T = 25 °C), there was no discernible PCE decline.

The fundamental problem preventing PSCs from being commercialized is volatility of performance under high RH [167], light exposure, and heat [104]. Lead halide perovskite quantum dots (QDs) [168, 169], that passivate the GBs and improve the crystallinity of the PVK [170], have

been reported to improve the presentation of PSCs. To increase PCE of PSC devices, carbon quantum dots have proven to be effective perovskite absorber additions [171, 172]. Because of great charge carrier mobility and excellent transmittance over whole visible light spectrum, quantum dots are good-looking for photovoltaic devices. To control the crystallization of 2D PVSs, Li and colleagues [120] created a form of C<sub>3</sub>N QDs containing ordered carbon and nitrogen atoms. They caused the crystallization procedure, phase organization, and morphology to improve (**Figure 12**). The QDs allowed for the creation of electron-rich regions to adsorb large organic cations and afford nucleation sites to achieve a bi-directional crystallization procedure. Combining theoretical modeling, morphological control, and femtosecond transient absorption characterization analysis allowed for this. Meanwhile, improved surface potential, compact topology, and decreased trap density all contributed to the improvement in 2D DJ film quality.



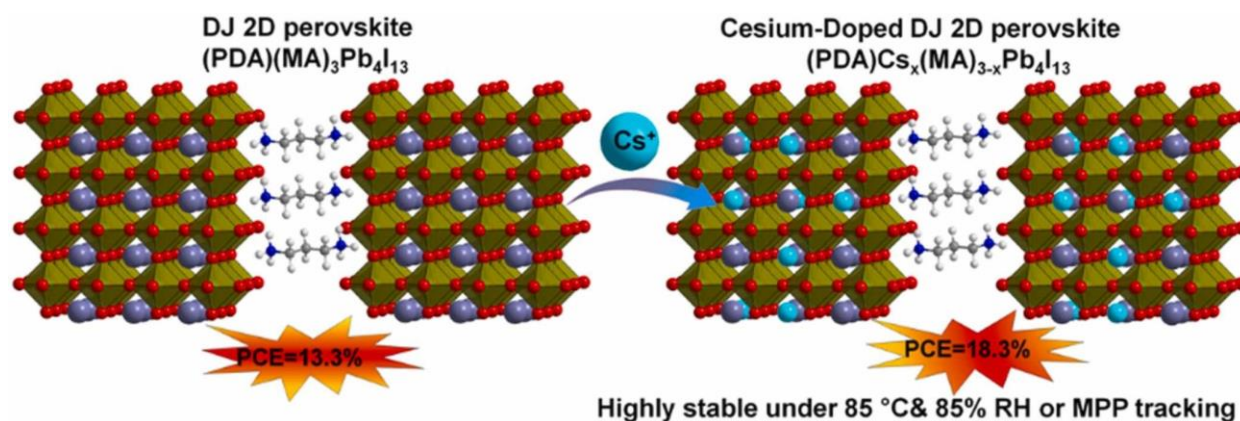
**Figure 12** For the TiO<sub>2</sub>/perovskite surface's adsorption energy and charge redistribution, do the following DFT calculation: (a) PEA<sup>+</sup>'s electrostatic potential; (b) Ordered C<sub>3</sub>N QD structure and (c) unorganized b-N-GQDs; (d) PEA<sup>+</sup>'s adsorption energy on TiO<sub>2</sub> (101), (e) ordered C<sub>3</sub>N QDs and (f) disordered b-N-GQDs&TiO<sub>2</sub> (101); Views of the charge redistribution from above and from the side on (g, h) C<sub>3</sub>N QDs&TiO<sub>2</sub> (101) and (i, j) b-N-GQDs&TiO<sub>2</sub> (101) in the heterostructures [120]. Copyright 2022, Wiley-VCH.

Salts called ionic liquids (ILs) are in liquid under 100 °C and are made up of massive organic cations and a variety of organic or inorganic anions. As a result of the strong interionic electrostatic force, they are practically nonvolatile. Normal IL properties include excellent thermal and

electrochemical stability, as well as high ionic conductivity. A variety of chemical and inorganic substances can also be dissolved by ILs. By choosing various cation and anion combinations and permutations, you may make various binary and ternary ionic liquids. In newly developed quasi-2D-DJ phased PVK of (PDA)MA<sub>4</sub>Pb<sub>5</sub>I<sub>16</sub> perovskite absorber, Ma et al. [173] used IL 1-butyl-3-methylimidazolium tetrafluoroborate (BMIMBF<sub>4</sub>) as an additive. The interaction between BMIM<sup>+</sup> and perovskite also enabled a reduction in defect density, a suppression of ion motion, and improvements in film form and crystal quality. When the BMIMBF<sub>4</sub> was introduced to the PVK, ion migration in the PVK layers was dramatically decreased. In order to prevent ions from migrating by intensifying chemical interactions in the vicinity, fluoride additive has only lately been utilized. In comparison to the control devices, which had an ideal PCE of 12.45 percent, the PSCs had a 14.07 percent PCE. Additionally, BMIMBF<sub>4</sub> significantly increased the heat steadiness of the PSCs. The efficiency of the cells containing BMIMBF<sub>4</sub> provides 72 percent of the original value after 120 hours of heating at 85 °C, though efficiency of the control cells reduces to 19 percent of the initial value. The increase in performance was correlated with the benefits of employing IL BMIMBF<sub>4</sub>, including bigger grains, improved energy alignment at interfaces, and restricted ion migration.

Li and his colleagues [110] successfully developed the application of double organic ammonium salts with the same chain length (BAI and BDAI<sub>2</sub>). In contrast to using monoammonium BAI, they discovered that the BDA successfully decreases defect density, and generates a 2D-DJ composition to improve interfacial charge extraction and prevent surface charge recombination. The outcome was an increased efficiency of 18.34 percent. It is common to attribute the enhanced stability to the massive organic cations that produce 2D constructions.

Ahmad [174] reported several DJ 2D perovskites that were cesium-doped (PDA=1,3-propanediammonium) and explored the impact of cesium doping on characteristics and cell presentations. The 5 percent Cs-doped cells have a highest PCE of 18.30%, which is greater than the equivalent with no doping. Unencapsulated cells also show extraordinary stability, maintaining 95% of original efficiency after 5000 hours of nonstop irradiation by one sun, 240 hours of moist heat at 85 °C and 95% RH, and 1000 hours of MPP monitoring. The Cs doping's effects on improved film form, crystallographic orientation, lengthier charge carrier life, and decreased nonradiative recombination are responsible for the higher efficiency and stability. This study demonstrates that making extremely efficient and stable 2D PSCs is as easy and effective as adding Cs to DJ 2D perovskites.



**Figure 13** Illustration in schematic form of a Cs-doped DJ 2D perovskite [174]. Copyright 2022, Elsevier.

These findings suggest that using additives is a viable method for creating DJ PSCs that are effective, stable, and free of hysteresis [175]. There are differences between the introduction and existing forms of additives for DJ PSCs. Prior to the manufacture of the film, certain additives are added to the precursor, and others are added to the film after post-processing [127, 176]. After the creation of the devices, certain additives are eliminated while others are left in the finished products. For the remaining ones, some develop within the crystal, while others do so at edges, surfaces, or interfaces [110].

## 4. Conclusion and Outlook

### 4.1 Conclusion

We have shown that to produce effective, stable, and hysteresis-free 2D-DJ PSCs, additives have a great deal of promise and are frequently used. We have reviewed and described the various additives used for 2D-DJ PSCs. The geomorphology of perovskite layers is modulated via additives through changes in colloid size in the solution, formation of intermediates for nucleation, templating growing on substrates, causing coarsening of crystal size, and suppression of solution flow. This enables quick deposition techniques for more DJ perovskite layers. Additionally, nonradiative recombination may be avoided, ion migration can be suppressed, and DJ perovskite can be protected from harm by the coordination of additives by an ionic or other bonding at grain boundaries or on surfaces. This would boost  $V_{OC}$ , eliminate hysteresis, and significantly enhance operating stability.

Three processes make up the DJ-phase multilayer perovskite crystallization process: a) disordered colloidal sol–gel; b) an oriented 3D-like phase; and c) oriented 2D phase. The film-formation process of DJ-phase layered perovskite is directly connected to the precursor in the first stage, which is also referred to as the

intermediate stage. By creating intermediates between solvent molecules and  $\text{PbI}_2$ , it is possible to prevent the quick crystallization of DJ-phase multilayer perovskite, which results in unpredictable orientation. The intermediate serves as a framework to make it easier to build perovskite QW because it progressively releases  $\text{PbI}_2$  to produce the perovskite phase as a result of the solvent evaporating during the annealing procedure. The creation of a 3D-like PVK phase at the gas-liquid interface, a crucial step, is subordinated in the second stage to the crystallization of the DJ-phase layered PVK precursor. The desired orientation must be obtained with the constraint that the process is not interrupted. Additionally, whether preferred crystallization occurs inside the liquid or from the liquid-solid boundary, it is more likely to take on a random direction. Therefore, the secret to getting the desirable orientation in DJ-phase multilayer perovskites is managing the crystallization process. The DJ-phase layered perovskite eventually expands and is preferentially orientated until the crystallization process is complete in the third step. In DJ-phase layered perovskites, additive engineering can improve the nucleation and crystallization kinetics, resulting in the creation of crystals with well-defined shapes and sizes.

A fundamental concept is morphology. Making DJ perovskite precursor an actual solution would be intriguing for creating additive-assisted techniques for creating perovskite films that resemble single crystals or are highly oriented. Once the DJ film has attained a high level of quality and the grain boundaries are perpendicular to the base, it might be possible to develop additives to passivate the defects at the grain boundaries and shield them from deterioration by sturdy bonds for greater PCE and steadiness with no losing charge transport ability in one grain. Additionally, for those additives that are still found in DJ perovskite films, a detailed investigation of their effects on DJ perovskite energy level structure and energy level bending at interfaces is necessary to appreciate how these effects influence efficiency and hysteresis. DJ PSCs' device stability and efficiency may also be increased by adding the appropriate electrodes, interfacial modifiers, and charge-transport layers. Functional additives may be particularly created to passivate the faults in interfacial traps and DJ perovskite layers, which has shown to be a useful method to reduce energy loss and improve DJ PSC performance.

## 4.2 Outlook

A few *in situ* characterization approaches are useful for completely understanding how the additives affect DJ perovskite crystallization, despite the fact that many groups have looked into the potential processes of additive-engineered DJ perovskite formation. To guide the creation of efficient additives, we must first get a fundamental understanding of how the different DJ perovskite materials' defect types and densities impact electrical transport properties. It is important to carefully examine the impacts and capabilities of additives with different molecular constructions. Consistent characterization methods should also be developed in order to precisely examine how additives affect the performance and stability of DJ PSCs. The development of a

molecular library may result from research into how functional groups, conjugated systems, and extra substituents affect the passivation capacity. Once research data has been collected and analyzed, machine learning may be used to determine the fundamental concepts for selecting materials and improving technologies. The development of a molecular library might possibly result from research into the effects of functional groups, conjugated systems, and the extra substituent on the passivation capacity. Once research data has been collected and shared throughout the whole research community, we may apply machine learning to find the basic theories for choosing materials and improving equipment.

Although great advances in DJ perovskite have been made in recent years by using additive compounds, based on their original physicochemical and chemical advantages, numerous challenges such as a complex preparation process, low reproducibility, and toxicological safety remain for commercial application.

Although some challenges remain, additive compounds have increasingly been shown to be capable of preparing and improving DJ PSCs. A large variety of other optoelectronic devices, for example light-emitting diodes (LED), transistors, photodetectors, and lasers, as well as PSCs, still need to be constructed utilizing 2D DJ perovskites. A lengthy operational lifespan under ambient circumstances is envisaged in the future. Due to the 2D DJ perovskites' unique charge-transport capabilities along the in-plane and out-of-plane directions, careful examination in this area is necessary to further research into a variety of optoelectronic applications based on these materials.

The performance and stability of DJ perovskites can be enhanced using additive engineering, which is becoming more and more clear as a technique. The evaluation is anticipated to spur more efforts to support the usage of additive compounds in high-performing DJ perovskite systems, which can be applied for outstanding optoelectronic devices. The review is expected to pave the way for these key areas and stimulate more research to promote the use of additive engineering in excellent DJ perovskite optoelectronic device systems.

**Table 1** The complete summary of additives for DJ perovskite solar cell performances.

Additive	Device structure	Perovskite composition	PCE [%]	Stability	Year[Ref.]
N/A	FTO/PEDOT:PSS/PVK/C60/ BCP/Ag	(3AMP)(MA) <sub>3</sub> Pb <sub>4</sub> I <sub>13</sub>	7%	N/A	2018 [83]
DMSO	FTO/TiO <sub>2</sub> /PVK/Spiro- OMeTAD/Au	(PDMA)(MA) <sub>3</sub> Pb <sub>4</sub> I <sub>13</sub>	15.8%	In air with less than 30% humidity and at room temperature, they perform at over 89 percent of their original efficiency.	2021 [90]
DMSO	FTO/c-TiO <sub>2</sub> /mp- TiO <sub>2</sub> /PVK/Spiro- OMeTAD/Au	( H- BuDA )(CS <sub>0.20</sub> MA <sub>0.13</sub> FA <sub>0.67</sub> ) <sub>4</sub> Pb <sub>5</sub> (I <sub>0.9</sub> Br <sub>0.1</sub> ) <sub>1</sub> 6	10%	Under a RH of more than 50% for 1030 hours, they maintained more than 80% of their original efficiency.	2022 [94]
DMSO	FTO/TiO <sub>2</sub> /PVK/Spiro- OMeTAD/Au	(PDA)MA <sub>2</sub> Pb <sub>3</sub> I <sub>10</sub>	13.3%	Under 40% to 70% RH for 4000 h with above 95% efficiency.	2019 [97]
DMSO	FTO/TiO <sub>2</sub> /PVK/Spiro- OMeTAD/Au	(PDA)MA <sub>3</sub> Pb <sub>4</sub> I <sub>13</sub>	13.8%	Under 85 °C with a RH of 50–70% for 30 days, retains more than 80% of their original efficiency.	2021 [63]
DMSO	ITO/PEDOT:PSS/ PVK /PCBM/Ag	(BDA)FA <sub>2</sub> Sn <sub>3</sub> I <sub>10</sub>	6.43 %	Over 90% of the original efficiency of the unencapsulated device was still present after 1000 hours in a N <sub>2</sub> environment.	2020 [102]
MACl	FTO/c-TiO <sub>2</sub> /mp-TiO <sub>2</sub> / PVK /Spiro-OMeTAD/Au	(BDA)(CS <sub>0.1</sub> FA <sub>0.9</sub> ) <sub>4</sub> P b <sub>5</sub> I <sub>16</sub>	18.00%	After 100 hours of storage at 85 °C, the PCE had lost 20% of its initial value.	2020 [106]
MACl	ITO/PEDOT:PSS/ PVK /PCBM/LiF/Al	(BDA)(MA) <sub>4</sub> Pb <sub>5</sub> I <sub>16</sub>	17.91%	84 percent of the original performance is still there after 1182 hours of storage (humidity: 60 percent RH).	2019 [108]
MACl	ITO/PEDOT:PSS/ PVK /PCBM/LiF/Al	(BDA)MA <sub>4</sub> Pb <sub>5</sub> I <sub>16</sub>	16.38%	20 days with 45% RH results in a retention of 80% of original performance.	2019 [109]
MACl	ITO/PEDOT:PSS/PVK/PCB M/BCP/Ag	(BDA)MA <sub>3</sub> Pb <sub>4</sub> I <sub>13</sub>	12.81%	After 23 days in a normal, dark atmosphere (50–60% RH), 84.3 percent of the original PCE is still present.	2020 [111]
MACl	ITO/PEDOT:PSS/ PVK /C60/BCP/Ag	(PDA)(MA) <sub>3</sub> Pb <sub>4</sub> I <sub>13</sub>	13.0 %	90% of the original performance is still there after 1000 hours of storage (humidity: 85% RH).	2018 [112]
FACl	ITO/SnO <sub>2</sub> /perovskite/Spiro- OMeTAD/Ag	(PDA <sub>0.9</sub> PA <sub>0.2</sub> )(FA) <sub>3</sub> P b <sub>4</sub> I <sub>13</sub>	16.0%	After 800 hours of aging at 85 °C, 90% of its original efficiency is still there.	2022 [107]
MACl	FTO/TiO <sub>2</sub> / PVK / Spiro- OMeTAD /Au	(DMAPA)MA <sub>(3)</sub> Pb <sub>(4)</sub> I <sub>(13)</sub>	15.16%	At 85 °C in air for 1000 hours, more than 90% of the original PCE was still present without encapsulation.	2020 [113]
MACl	ITO/PEDOT:PSS/PVK/PCB M/BCP/Au	(PXD)(MA) <sub>2</sub> Pb <sub>3</sub> I <sub>10</sub>	15.6%	After 1500 hours in the glove box or 700 hours of constant lighting,	2020 [115]

MACl	ITO/SnO <sub>2</sub> / PVK /Spiro-OMeTAD/Au	(TFBDA)MA <sub>9</sub> Pb <sub>10</sub> I <sub>31</sub>	15.24%	retains about 90%. After being exposed to ambient air (40–70% RH) for 1300 hours, retains more than 90% of its original PCE.	2021 [116]
NH <sub>4</sub> Cl	ITO/SnO <sub>2</sub> / PVK /Spiro-OMeTAD/Au	(BDA)FA <sub>4</sub> Pb <sub>5</sub> I <sub>16</sub>	16.75%	At the RH range of 15-20% for 1600 hours, it still retains 93%.	2021 [118]
MACl	ITO/PEDOT:PSS/ PVK /PCBM/BC P/Ag	(TTDMA)(MA) <sub>3</sub> Pb <sub>4</sub> I <sub>13</sub>	18.82%	After 4400 hours in N <sub>2</sub> , an unencapsulated device may retain, on average 99 percent of its original efficiency.	2021 [85]
MACl	ITO/PEDOT: PSS/PVK/PCBM/BCP/Ag	(ThDMA)(MA) <sub>4</sub> Pb <sub>5</sub> I <sub>16</sub>	15.75%	Maintains more than 95% of its initial effectiveness after 1655 hours of storage in N <sub>2</sub> .	2020 [101]
NH <sub>4</sub> SCN	ITO/PTAA / PVK /PCBM/BCP/Ag	(BDA)(MA) <sub>4</sub> Pb <sub>5</sub> I <sub>16</sub>	14.53%	Retains 85% of their initial PCE under a RH of 50 ± 5% for 900 h.	2020 [125]
MASCN	ITO/PTAA/PFN/ PVK /PCBM/BCP/Ag	(3AMP)(MA) <sub>0.75</sub> FA <sub>0.25</sub> Pb <sub>4</sub> I <sub>13</sub>	16.2%	After 35 days of storage in air with a RH of 45 percent, retains 80%.	2020 [128]
MASCN	ITO/(NiO <sub>x</sub> /PTAA)/ PVK /PC61BM/BCP/Ag	(3AMP)(MA) <sub>0.75</sub> FA <sub>0.25</sub> Pb <sub>4</sub> I <sub>13</sub>	18.6%	Retains 90% of its original PCE after 60 days of storage in air with a humidity of 45-50% or 480 hours of storage in an environment of 85 °C N <sub>2</sub> .	2021 [129]
NH <sub>4</sub> SCN	ITO/c-TiO <sub>2</sub> /SnO <sub>2</sub> /PVK/Spiro-OMeTAD/Au	(NDA)(MA) <sub>(3)</sub> (Pb) <sub>(4)</sub> (I) <sub>(13)</sub>	15.08%	Retains 75% after 1000 hours at 60% RH.	2022 [37]
NH <sub>4</sub> SCN	FTO/SnO <sub>2</sub> / PVK /Spiro-OMeTAD/Au	(CHDA)MA <sub>(3)</sub> Pb <sub>(4)</sub> I <sub>(13)</sub>	15.01%	Maintains heating efficiency for 68 hours at 74.4 percent at 70 °C and 96.5 percent at 60 °C.	2020 [132]
HI	FTO/PEDOT: PSS/ PVK /C60/BCP/Ag	(3AMP)(MA) <sub>0.75</sub> FA <sub>0.25</sub> Pb <sub>4</sub> I <sub>13</sub>	12.04%	Under continuous AM 1.5 G illumination in room air (50–70% RH) for 48 hours, unencapsulated devices retained 22 percent of their original PCE.	2019 [135]
HI	ITO/TiO <sub>2</sub> / PVK /Spiro-OMeTAD/Au	(4AMP)MA <sub>3</sub> Pb <sub>4</sub> I <sub>13</sub>	16.53%	Roughly maintains 90% after 1000 hours.	2020 [100]
HI	FTO/PEDOT: PSS/ PVK /C60/BCP/Ag	(3AMPY)(MA) <sub>3</sub> Pb <sub>4</sub> I <sub>13</sub>	9.20%	N/A	2019 [137]
HI	FTO/c-TiO <sub>2</sub> /mp-TiO <sub>2</sub> / PVK /Spiro-OMeTAD/Ag	(BDA)PbI <sub>4</sub>	1.1%	N/A	2017 [138]
HI	FTO/TiO <sub>2</sub> / PVK /Spiro-OMeTAD/Ag	(BDA)PbI <sub>4</sub>	1.08%	After 96 hours of storage, retains 73.8 percent of the original performance.	2016 [139]
HI	ITO/PEDOT:PSS/ PVK /PC61BM/Bphen/Ag	(PDMA)(MA) <sub>5</sub> Pb <sub>6</sub> I <sub>19</sub>	11%	When compared to 3D MAPbI <sub>3</sub> , the PDMA-6 film and device had much better ambient stabilities at 25 °C and 30 percent RH.	2019 [141]
SnF <sub>2</sub>	ITO/PEDOT:PSS/ PVK /PCBM/Ag	(BDA)FA <sub>2</sub> Sn <sub>3</sub> I <sub>10</sub>	6.43 %	After 1000 hours in a N <sub>2</sub> atmosphere, an unencapsulated cell retained more than 90% of its original efficiency.	2020 [102]
SnF <sub>2</sub>	FTO/TiO <sub>2</sub> / PVK /PTAA/Au	2D FASnI <sub>3</sub>	7.14%	After aging for more than 1000 hours, the encapsulated gadget still	2017 [92]



				maintained 96% of its original efficiency.	
SnF <sub>2</sub>	FTO/TiO <sub>2</sub> / PVK /PTAA/Au	(PN) <sub>0.1</sub> FA <sub>0.9</sub> SnI <sub>3</sub>	5.85%	N/A	2018 [147]
SnF <sub>2</sub>	ITO/PEDOT:PSS/ PVK /C60/BCP/Ag	(HDA) <sub>0.01</sub> FA <sub>0.99</sub> SnI <sub>3</sub>	7.6%	After more than 550 hours of storage in the nitrogen atmosphere, retains more than 80% of their original PCE.	2020 [148]
SnF <sub>2</sub>	ITO/PEDOT:PSS/ PVK /C60 /BCP/Ag	(PDMA)(FA) <sub>0.7</sub> MA <sub>0.3</sub> ) <sub>3</sub> (Pb <sub>0.5</sub> Sn <sub>0.5</sub> ) <sub>4</sub> I <sub>13</sub>	20.5%	About 95% of the original efficiency is still there after 700 hours in the N <sub>2</sub> -filled glove box.	2021 [150]
SnF <sub>2</sub>	ITO/PEDOT:PSS/ PVK /PCBM/Ag	(3AMP)(MA) <sub>0.5</sub> FA <sub>0.5</sub> ) <sub>3</sub> (Pb <sub>0.5</sub> Sn <sub>0.5</sub> ) <sub>4</sub> I <sub>13</sub>	20.09%	After 100 hours of exposure to ambient air with 20–50% RH and sustained AM1.5G light soaking, the PVK cell with 3-AMP preserved over 70%.	2020 [153]
FA+ doping	FTO/TiO <sub>2</sub> / PVK /Spiro-OMeTAD/Au	(PDA)[(FA) <sub>0.1</sub> (MA) <sub>0.9</sub> ] <sub>3</sub> Pb <sub>4</sub> I <sub>13</sub>	14.74%	Sustains more than 92 percent after 6000 hours of storage at a constant RH of 65 percent and 800 hours of heating at 85 °C in air.	2021 [161]
CDTA	ITO/SnO <sub>2</sub> /Perovskite/SpiroO MeTAD/Ag	(BDA)FA <sub>4</sub> Pb <sub>5</sub> I <sub>16</sub>	16.07%	Maintains 86 percent after 360 hours of age at 60 °C and 92 percent after 360 hours of aging under one sun's light.	2021 [162]
1-methyl-2-pyrrolidone halogen component regulation	ITO/PTAA/ PVK /PCBM/BCP/Ag	(BDA)MA <sub>4</sub> Pb <sub>5</sub> I <sub>16</sub>	16.19%	Maintains 83.6 percent after 700 hours of constant 100 mW/cm <sup>2</sup> illumination.	2022 [163]
	ITO/PEDOT:PSS/ PVK /PCBM/Ag	4AMPY SnX <sub>4</sub>	5.03%	No discernible efficiency decline was observed after 200 hours in an ambient atmosphere (R.H. = 30%, T = 25 °C).	2022 [166]
C <sub>3</sub> N QDs	FTO/TiO <sub>2</sub> / PVK / Spiro-OMeTAD/MoO <sub>3</sub> /Ag	2D CsPbI <sub>3</sub>	15.63%	Due to its favorable phase distribution and enhanced morphological quality, the modified 2D CsPbI <sub>3</sub> demonstrates long-lasting stability.	2022 [120]
BMIMBF <sub>4</sub>	FTO/c-TiO <sub>2</sub> /m-TiO <sub>2</sub> / PVK /SpiroOMeTAD/Au	(PDA)MA <sub>4</sub> Pb <sub>5</sub> I <sub>16</sub>	14.07%	72 percent of the original value is retained after 120 hours of annealing at 85 °C.	2022 [173]
BDAI <sub>2</sub> /BAI	ITO/PTAA/ PVK /C60/BCP/Ag	BDAI <sub>2</sub>	18.34%	Demonstrating almost 0% efficiency decline over 800 hours of continuous thermal aging (60 °C).	2022 [110]
Cs	FTO/SnO <sub>2</sub> / PVK /Spiro-OMeTAD/Au	(PDA)Cs <sub>x</sub> (MA) <sub>3-x</sub> Pb <sub>4</sub> I <sub>13</sub>	18.30%	95% of initial efficiencies were maintained despite 5000 hours of constant one-sun illumination, 240 hours of moist heat at 85 °C and 85% relative humidity, and 1000 hours of MPP monitoring.	2022[174]

**Acknowledgements:**

Marie Cresp is acknowledged for the carefully reading of the manuscript and her suggestions. Min Liu thanks the CSC for funding his PhD scholarship (grant number 202008120110). The ANR agency is acknowledged for financial support via the ChemSta project ANR-21-CE05-0022.

## References

- [1] B. Dahal, W. Li, Configuration of methylammonium lead iodide perovskite solar cell and its effect on the device's performance: A review. *Adv. Mater. Interfaces* **9**(19), (2022). <https://doi.org/10.1002/admi.202200042>
- [2] Q. Dou, T. Whatley, T. Syed, W. Wei, H. Wang, Carbon nanomaterials-polymer composites for perovskite solar cells: Preparation, properties and applications. *J. Mater. Chem. A* **10**(37), 19211-19230 (2022). <https://doi.org/10.1039/d2ta02175g>
- [3] E. C. Kohlrausch, D. d. V. Freitas, C. I. da Silva Filho, L. F. Loguercio, L. A. Santa-Cruz et al., Advances in carbon materials applied to carbon-based perovskite solar cells. *Energy Technol.* 2200676, (2023). <https://doi.org/10.1002/ente.202200676>
- [4] X. Luo, X. Lin, F. Gao, Y. Zhao, X. Li et al., Recent progress in perovskite solar cells: From device to commercialization. *Sci. China-Chem.* **65**(12), 2369-2416 (2022). <https://doi.org/10.1007/s11426-022-1426-x>
- [5] D. Sharma, R. Mehra, B. Raj, Comparative study of hole transporting layers commonly used in high-efficiency perovskite solar cells. *J. Mater. Sci.* **57**(45), 21172-21191 (2022). <https://doi.org/10.1007/s10853-022-07958-3>
- [6] F. Zhu, G. Lian, B. C. Yu, T. Zhang, L. Zhang et al., Pressure-enhanced vertical orientation and compositional control of Ruddlesden-Popper perovskites for efficient and stable solar cells and self-powered photodetectors. *ACS Appl. Mater. Interfaces* **14**(1), 1526-1536 (2022). <https://doi.org/10.1021/acsami.1c18522>
- [7] D. M. Zheng, C. Schwob, Y. Prado, Z. Ouzit, L. Coolen et al., How do gold nanoparticles boost the performance of perovskite solar cells? *Nano Energy* **94**, 106934 ((2022)). <https://doi.org/10.1016/j.nanoen.2022.106934>

- [8] D. Zheng, F. Raffin, P. Volovitch, T. Pauporte, Control of perovskite film crystallization and growth direction to target homogeneous monolithic structures. *Nat. Commun.* **13**(1), 6655 (2022). <https://doi.org/10.1038/s41467-022-34332-3>
- [9] C. Liang, H. Gu, Y. D. Xia, Z. Wang, X. T. Liu et al., Two-dimensional Ruddlesden-Popper layered perovskite solar cells based on phase-pure thin films. *Nat. Energy* **6**(1), 38+ (2021). <https://doi.org/10.1038/s41560-020-00721-5>
- [10] Z. Q. Li, J. J. Dong, C. Y. Liu, J. X. Guo, L. Shen et al., Surface passivation of perovskite solar cells toward improved efficiency and stability. *Nano-Micro Lett.* **11**(1), 50 (2019). <https://doi.org/10.1007/s40820-019-0282-0>
- [11] Y. W. Jang, S. Lee, K. M. Yeom, K. Jeong, K. Choi et al., Intact 2D/3D halide junction perovskite solar cells via solid-phase in-plane growth. *Nat. Energy* **6**(1), 63+ (2021). <https://doi.org/10.1038/s41560-020-00749-7>
- [12] Q. Dai, Q. Ling, L. Huang, X. Liu, H. Zhang et al., Regulating radial morphology in hot-casting two-dimensional ruddlesden-popper perovskite film growth for high-efficient photovoltaics. *ACS Appl. Energy Mater.* **6**(3), 1585–1594 (2023). <https://doi.org/10.1021/acsaem.2c03458>
- [13] P. Li, L. Yan, Q. Cao, C. Liang, H. Zhu et al., Dredging the charge-carrier transfer pathway for efficient low-dimensional ruddlesden-popper perovskite solar cells. *Angew. Chem. Int. Ed.* **62**(13), e202217910 (2023). <https://doi.org/10.1002/anie.202217910>
- [14] J. S. Du, D. Shin, T. K. Stanev, C. Musumeci, Z. Xie et al., Halide perovskite nanocrystal arrays: Multiplexed synthesis and size-dependent emission. *Sci. Adv.* **6**(39), eabc4959 (2020). <https://doi.org/10.1126/sciadv.abc4959>
- [15] W. J. Zhao, J. Xu, K. He, Y. Cai, Y. Han et al., A special additive enables all cations and anions passivation for stable perovskite solar cells with efficiency over 23%. *Nano-Micro Lett.* **13**(1), 169 (2021). <https://doi.org/10.1007/s40820-021-00688-2>

- [16] J. Xu, J. Chen, S. Chen, H. Gao, Y. Li et al., Organic spacer engineering of ruddlesden-popper perovskite materials toward efficient and stable solar cells. *Chem. Eng. J.* **453**(1), 139790 (2023). <https://doi.org/10.1016/j.cej.2022.139790>
- [17] N. Zhou, H. P. Zhou, Spacer organic cation engineering for quasi-2D metal halide perovskites and the optoelectronic application. *Small Struct.* **3**(7), 2100232 (2022). <https://doi.org/10.1002/sstr.202100232>
- [18] L. F. Yan, J. J. Ma, P. W. Li, S. Q. Zang, L. Y. Han et al., Charge-carrier transport in quasi-2D Ruddlesden-Popper perovskite solar cells. *Adv. Mater.* **34**(7), 2106822 (2022). <https://doi.org/10.1002/adma.202106822>
- [19] J. M. Hoffman, C. D. Malliakas, S. Sidhik, I. Hadar, R. McClain et al., Long periodic ripple in a 2D hybrid halide perovskite structure using branched organic spacers. *Chem. Sci.* **11**(44), 12139-12148 (2020). <https://doi.org/10.1039/d0sc04144k>
- [20] L. L. Xu, G. Y. Liu, H. Y. Xiang, R. Wang, Q. S. Shan et al., Charge-carrier dynamics and regulation strategies in perovskite light-emitting diodes: From materials to devices. *Appl. Phys. Rev.* **9**(2), 021308 (2022). <https://doi.org/10.1063/5.0080087>
- [21] T. Zhu, D. M. Zheng, J. W. Liu, L. Coolen, T. Pauporte, Peai-based interfacial layer for high-efficiency and stable solar cells based on a macl-mediated grown FA<sub>(0.94)</sub>MA<sub>(0.06)</sub>PbI<sub>3</sub> perovskite. *ACS Appl. Mater. Interfaces* **12**(33), 37197-37207 (2020). <https://doi.org/10.1021/acsami.0c09970>
- [22] Z. Y. Xu, L. Li, X. Y. Dong, D. Lu, R. Wang et al., CsPbI<sub>3</sub>-based phase-stable 2D Ruddlesden-Popper perovskites for efficient solar cells. *Nano Lett.* **22**(7), 2874-2880 (2022). <https://doi.org/10.1021/acs.nanolett.2c00002>
- [23] P. Acharyya, T. Ghosh, K. Pal, K. Kundu, K. S. Rana et al., Intrinsically ultralow thermal conductivity in Ruddlesden-Popper 2D perovskite Cs<sub>2</sub>PbI<sub>2</sub>Cl<sub>2</sub>: Localized anharmonic vibrations

and dynamic octahedral distortions. *J. Am. Chem. Soc.* **142**(36), 15595-15603 (2020).

<https://doi.org/10.1021/jacs.0c08044>

[24] M. D. Malouangou, Y. F. Yang, Y. J. Zhang, L. Y. Bai, J. T. Matondo et al., Recent progress in perovskite materials using diammonium organic cations toward stable and efficient solar cell devices: Dion-Jacobson. *Energy Technol.* **10**(5), 2101155 (2022).

<https://doi.org/10.1002/ente.202101155>

[25] Y. Zhang, M. Chen, T. He, H. Chen, Z. Zhang et al., Long. Highly efficient and stable FA-based quasi-2D Ruddlesden-Popper perovskite solar cells by the incorporation of beta-fluorophenylethanamine cations. *Adv. Mater.* e2210836-e2210836 (2023).

<https://doi.org/10.1002/adma.202210836>

[26] M. C. Shih, H. C. Hsu, C. C. Lin, S. K. Huang, T. P. Chen et al., Atomically resolved quantum-confined electronic structures at organic-inorganic interfaces of two-dimensional Ruddlesden-Popper halide perovskites. *Nano Lett.* **21**(19), 8066-8072 (2021).

<https://doi.org/10.1021/acs.nanolett.1c02409>

[27] N. L. Chen, X. H. Yi, J. Zhuang, Y. Z. Wei, Y. Y. Zhang et al., An efficient trap passivator for perovskite solar cells: Poly(propylene glycol) bis(2-aminopropyl ether). *Nano-Micro Lett.* **12**(1),

177 (2020). <https://doi.org/10.1007/s40820-020-00517-y>

[28] M. Chen, Z. Shan, X. Dong, S. F. Liu, Z. Xu, Discovering layered lead-free perovskite solar absorbers via cation transmutation. *Nanoscale Horiz.* (2023). <https://doi.org/10.1039/d2nh00499b>

[29] W. Deng, F. Wan, X. Peng, X. Ren, J. Wang et al., Super hydrophilic, ultra bubble repellent substrate for pinhole free Dion-Jacobson perovskite solar cells. *Appl. Phys. Lett.* **121**(23), (2022).

<https://doi.org/10.1063/5.0127262>

- [30] N. Li, Y. F. Yang, Z. H. Shi, Z. G. Lan, A. Arramel et al., Shedding light on the energy applications of emerging 2D hybrid organic-inorganic halide perovskites. *Iscience* **25**(2), 103753 (2022). <https://doi.org/10.1016/j.isci.2022.103753>
- [31] F. Cheng, J. Zhang, T. Pauporte, Chlorides, other halides, and pseudo-halides as additives for the fabrication of efficient and stable perovskite solar. *Chemsuschem* **14**(18), 3665-3692 (2021). <https://doi.org/10.1002/cssc.202101089>
- [32] D. M. Zheng, T. Pauporte, Control of the quality and homogeneity of halide perovskites by mixed-chloride additives upon the film formation process. *J. Mater. Chem. A* **9**(33), 17801-17811 (2021). <https://doi.org/10.1039/d1ta04651a>
- [33] L. L. Gao, X. T. Li, B. Traore, Y. L. Zhang, J. Fang et al., M-phenylenediammonium as a new spacer for Dion-Jacobson two-dimensional perovskites. *J. Am. Chem. Soc.* **143**(31), 12063-12073 (2021). <https://doi.org/10.1021/jacs.1c03687>
- [34] Y. P. Fu, X. Y. Jiang, X. T. Li, B. Traore, I. Spanopoulos et al., Cation engineering in two-dimensional Ruddlesden-Popper lead iodide perovskites with mixed large a-site cations in the cages. *J. Am. Chem. Soc.* **142**(8), 4008-4021 (2020). <https://doi.org/10.1021/jacs.9b13587>
- [35] R. L. Z. Hoye, J. Hidalgo, R. A. Jagt, J. P. Correa-Baena, T. Fix et al., The role of dimensionality on the optoelectronic properties of oxide and halide perovskites, and their halide derivatives. *Adv. Energy Mater.* **12**(4), 2100499 (2022). <https://doi.org/10.1002/aenm.202100499>
- [36] X. Guo, Y. Gao, F. Long, L. Lin, Y. Wang et al., The interplay of organic spacers and small cations for efficient Dion-Jacobson perovskite solar cells. *Sol. RRL* 2201021 (2023). <https://doi.org/10.1002/solr.202201021>
- [37] Yukta, R. D. Chavan, D. Prochowicz, P. Yadav, M. M. Tavakoli et al., Thiocyanate-passivated diamminonaphthalene-incorporated Dion-Jacobson perovskite for highly efficient and stable solar cells. *ACS Appl. Mater. Interfaces* **14**(1), 850-860 (2022). <https://doi.org/10.1021/acsami.1c19546>

- [38] H. H. Yao, G. Q. Peng, Z. Z. Li, Q. Wang, Y. K. Xu et al., Fine coverage and uniform phase distribution in 2D (PEA)<sub>2</sub>Cs<sub>3</sub>Pb<sub>4</sub>I<sub>13</sub> solar cells with a record efficiency beyond 15%. *Nano Energy* **92**, 106790 (2022). <https://doi.org/10.1016/j.nanoen.2021.106790>
- [39] H. M. Xiang, P. Y. Liu, R. Ran, W. Wang, W. Zhou et al., Two-dimensional Dion-Jacobson halide perovskites as new-generation light absorbers for perovskite solar cells. *Renew. Sust. Energ. Rev.* **166**, 112614 (2022). <https://doi.org/10.1016/j.rser.2022.112614>
- [40] X. J. Wang, Y. Zhao, L. Bin, X. F. Han, Z. M. Jin et al., Interfacial modification via a 1,4-butanediamine-based 2D capping layer for perovskite solar cells with enhanced stability and efficiency. *ACS Appl. Mater. Interfaces* **14**(20), 22879-22888 (2022). <https://doi.org/10.1021/acsami.1c21036>
- [41] J. Lu, T. H. Yang, T. Q. Niu, N. Bu, Y. L. Zhang et al., Formamidinium-based Ruddlesden-Popper perovskite films fabricated via two-step sequential deposition: Quantum well formation, physical properties and film-based solar cells. *Energy Environ. Sci.* **15**(3), 1144-1155 (2022). <https://doi.org/10.1039/d1ee02851k>
- [42] R. Shi, R. Long, W.-H. Fang, O. V. Prezhdo, Rapid interlayer charge separation and extended carrier lifetimes due to spontaneous symmetry breaking in organic and mixed organic-inorganic dion-jacobson perovskites. *J. Am. Chem. Soc.* **145**(9), 5297-5309 (2023). <https://doi.org/10.1021/jacs.2c12903>
- [43] Ul Haq, G. Rehman, I. Ahmad, H. A. Yakout, I. Khan, Lead-free dion-jacobson halide perovskites CsMX<sub>2</sub>Y<sub>2</sub> (M = Sb, Bi and x, y = Cl, Br, I) used for optoelectronic applications via first principle calculations. *J. Phys. Chem. Solids* **174**((2023)). <https://doi.org/10.1016/j.jpcs.2022.111157>
- [44] A. Ummadisingu, A. Mishra, D. J. Kubicki, T. LaGrange, A. Ducinkas et al., Multi-length scale structure of 2D/3D Dion-Jacobson hybrid perovskites based on an aromatic diammonium spacer. *Small* **18**(5), 2104287 (2022). <https://doi.org/10.1002/sml.202104287>



- [45] L. Gollino, T. Pauporte, Lead-less halide perovskite solar cells. *Sol. RRL* **5**(3), 2000616 (2021). <https://doi.org/10.1002/solr.202000616>
- [46] Q. Sun, Z. Fang, Y. P. Zheng, Z. B. Yang, F. Hu et al., Regulating the phase stability and bandgap of quasi-2D Dion-Jacobson CsSnI<sub>3</sub> perovskite via intercalating organic cations. *J. Mater. Chem. A* **10**(8), 3996-4005 (2022). <https://doi.org/10.1039/d1ta10246j>
- [47] Z. F. Shi, Z. Y. Ni, J. S. Huang, Direct observation of fast carriers transport along out-of-plane direction in a Dion-Jacobson layered perovskite. *ACS Energy Lett.* **7**(3), 984-987 (2022). <https://doi.org/10.1021/acseenergylett.2c00098>
- [48] J. Xi, J. Byeon, U. Kim, K. Bang, G. R. Han et al., Abnormal spatial heterogeneity governing the charge-carrier mechanism in efficient Ruddlesden-Popper perovskite solar cells. *Energy Environ. Sci.* **14**(9), 4915-4925 (2021). <https://doi.org/10.1039/d1ee00984b>
- [49] P. Kour, M. C. Reddy, S. Pal, S. Sidhik, T. Das et al., An organic-inorganic perovskitoid with zwitterion cysteamine linker and its crystal-crystal transformation to Ruddlesden-Popper phase. *Angew. Chem. Int. Edit.* **60**(34), 18750-18760 (2021). <https://doi.org/10.1002/anie.202105918>
- [50] J. Gong, M. W. Hao, Y. L. Zhang, M. Z. Liu, Y. Y. Zhou, Layered 2D halide perovskites beyond the Ruddlesden-Popper phase: Tailored interlayer chemistries for high-performance solar cells. *Angew. Chem. Int. Edit.* **61**(10), e202112022 (2022). <https://doi.org/10.1002/anie.202112022>
- [51] Y.-C. Liu, J.-T. Lin, Y.-L. Lee, C.-M. Hung, T.-C. Chou et al., Recognizing the importance of fast nonisothermal crystallization for high-performance two-dimensional dion-jacobson perovskite solar cells with high fill factors: A comprehensive mechanistic study. *J. Am. Chem. Soc.* **144**(33), 14897-14906 (2022). <https://doi.org/10.1021/jacs.2c06342>
- [52] M. Shao, T. Bie, L. Yang, Y. Gao, X. Jin et al., Over 21% efficiency stable 2d perovskite solar cells. *Adv. Mater.* **34**(1), e2107211 (2022). <https://doi.org/10.1002/adma.202107211>

- [53] S. Chen, G. Q. Shi, Two-dimensional materials for halide perovskite-based optoelectronic devices. *Adv. Mater.* **29**(24), 1605448 (2017). <https://doi.org/10.1002/adma.201605448>
- [54] J. Wu, H. Zeng, Y. Li, Z. Jiang, C. Liu, J. Zhang et al., Tailoring two-dimensional ruddlesden-popper perovskite via 1D perovskitoid enables efficient and stable solar cells. *ACS Energy Lett.* **8**(1), 637–646 (2022). <https://doi.org/10.1021/acseenergylett.2c02373>
- [55] F. U. Kosasih, C. Ducati, Attaining high photovoltaic efficiency and stability with multidimensional perovskites. *Chemsuschem* **11**(24), 4193-4202 (2018). <https://doi.org/10.1002/cssc.201801905>
- [56] C. Liang, D. D. Zhao, Y. Li, X. J. Li, S. M. Peng et al., Ruddlesden-Popper perovskite for stable solar cells. *Energy Environ. Sci.* **1**(4), 221-231 (2018). <https://doi.org/10.1002/eem2.12022>
- [57] L. Cheng, Z. Liu, S. D. Li, Y. F. Zhai, X. Wang et al., Highly thermostable and efficient formamidinium-based low-dimensional perovskite solar cells. *Angew. Chem. Int. Edit.* **60**(2), 856-864 (2021). <https://doi.org/10.1002/anie.202006970>
- [58] L. N. Quan, F. P. G. de Arquer, R. P. Sabatini, E. H. Sargent, Perovskites for light emission. *Adv. Mater.* **30**(45), 1801996 (2018). <https://doi.org/10.1002/adma.201801996>
- [59] X. P. Gao, X. T. Zhang, W. X. Yin, H. Wang, Y. Hu et al., Ruddlesden-Popper perovskites: Synthesis and optical properties for optoelectronic applications. *Adv. Sci.* **6**(22), 1900941 (2019). <https://doi.org/10.1002/advs.201900941>
- [60] X. Q. Jiang, J. F. Zhang, S. Ahmad, D. D. Tu, X. Liu et al., Dion-Jacobson 2D-3D perovskite solar cells with improved efficiency and stability. *Nano Energy* **75**, 104892 (2020). <https://doi.org/10.1016/j.nanoen.2020.104892>

- [61] A. Leblanc, N. Mercier, M. Allain, J. Dittmer, V. Fernandez et al., Lead- and iodide-deficient  $(\text{CH}_3\text{NH}_3)_2\text{PbI}_3$  (d-MAPI): The bridge between 2D and 3D hybrid perovskites. *Angew. Chem. Int. Edit.* **56**(50), 16067-16072 (2017). <https://doi.org/10.1002/anie.201710021>
- [62] A. Krishna, S. Gottis, M. K. Nazeeruddin, F. Sauvage, Mixed dimensional 2D/3D hybrid perovskite absorbers: The future of perovskite solar cells? *Adv. Funct. Mater.* **29**(8), 1806482 (2019). <https://doi.org/10.1002/adfm.201806482>
- [63] P. Fu, Y. Liu, S. W. Yu, H. Yin, B. W. Yang et al., Dion-Jacobson and Ruddlesden-Popper double-phase 2D perovskites for solar cells. *Nano Energy* **88**, 106249 (2021). <https://doi.org/10.1016/j.nanoen.2021.106249>
- [64] F. A. Roghabadi, M. Alidaei, S. M. Mousavi, T. Ashjari, A. S. Tehrani et al., Stability progress of perovskite solar cells dependent on the crystalline structure: From 3D  $\text{ABX}_3$  to 2D Ruddlesden-Popper perovskite absorbers. *J. Mater. Chem. A* **7**(11), 5898-5933 (2019). <https://doi.org/10.1039/c8ta10444a>
- [65] G. B. Wu, T. H. Yang, X. Li, N. Ahmad, X. N. Zhang, S. L. Yue et al., Molecular engineering for two-dimensional perovskites with photovoltaic efficiency exceeding 18%. *Matter* **4**(2), 582-599 (2021). <https://doi.org/10.1016/j.matt.2020.11.011>
- [66] X. X. Tian, Y. Z. Zhang, R. K. Zheng, D. Wei, J. Q. Liu, Two-dimensional organic-inorganic hybrid Ruddlesden-Popper perovskite materials: Preparation, enhanced stability, and applications in photodetection. *Sustain. Energy Fuels* **4**(5), 2087-2113 (2020). <https://doi.org/10.1039/c9se01181a>
- [67] P. P. Sun, D. R. Kripalani, W. J. Chi, S. A. Snyder, K. Zhou, High carrier mobility and remarkable photovoltaic performance of two-dimensional Ruddlesden-Popper organic-inorganic metal halides  $(\text{PA})_2(\text{MA})_2\text{M}_3\text{I}_{10}$  for perovskite solar cell applications. *Mater. Today* **47**, 45-52 (2021). <https://doi.org/10.1016/j.mattod.2021.02.007>

- [68] J. Xi, I. Spanopoulos, K. Bang, J. Xu, H. Dong et al., Alternative organic spacers for more efficient perovskite solar cells containing Ruddlesden-Popper phases. *J. Am. Chem. Soc.* **142**(46), 19705-19714 (2020). <https://doi.org/10.1021/jacs.0c09647>
- [69] Y. Zhao, F. Ma, F. Gao, Z. G. Yin, X. W. Zhang et al., Research progress in large-area perovskite solar cells. *Photonics Res.* 8(7), A1-A15 (2020). <https://doi.org/10.1364/prj.392996>
- [70] L. L. Gao, J. X. You, S. Z. Liu, Superior photovoltaics/optoelectronics of two-dimensional halide perovskites. *J. Energy Chem.* **57**, 69-82 (2021). <https://doi.org/10.1016/j.jechem.2020.08.0222095-4956/>
- [71] M. S. de Holanda, R. F. Moral, P. E. Marchezi, F. C. Marques, A. F. Nogueira, Layered metal halide perovskite solar cells: A review from structure-properties perspective towards maximization of their performance and stability. *Ecomat* **3**(4), e12124 (2021). <https://doi.org/10.1002/eom2.12124>
- [72] X. Bao, Y. Gao, Y. Liu, Z. Xu, F. Zhang et al., Molecular bridging strategy enables high performance and stable quasi-2D perovskite light-emitting devices. *ACS Energy Lett.* **8**(2), 1018–1025 (2023). <https://doi.org/10.1021/acseenergylett.2c02877>
- [73] W. Guo, Z. Yang, J. L. Dang, M. Q. Wang, Progress and perspective in Dion-Jacobson phase 2D layered perovskite optoelectronic applications. *Nano Energy* **86**, 106129 (2021). <https://doi.org/10.1016/j.nanoen.2021.106129>
- [74] X. T. Li, J. M. Hoffman, M. G. Kanatzidis, The 2D halide perovskite rulebook: How the spacer influences everything from the structure to optoelectronic device efficiency. *Chem. Rev.* **121**(4), 2230-2291 (2021). <https://doi.org/10.1021/acs.chemrev.0c01006>
- [75] P. Y. Liu, N. Han, W. Wang, R. Ran, W. Zhou et al., High-quality Ruddlesden-Popper perovskite film formation for high-performance perovskite solar cells. *Adv. Mater.* **33**(10), 2002582 (2021). <https://doi.org/10.1002/adma.202002582>

- [76] J. V. Milic, S. M. Zakeeruddin, M. Gratzel, Layered hybrid formamidinium lead iodide perovskites: Challenges and opportunities. *Acc. Chem. Res.* **54**(12), 2729-2740 (2021). <https://doi.org/10.1021/acs.accounts.0c00879>
- [77] M. Righetto, D. Giovanni, S. S. Lim, T. C. Sum, The photophysics of Ruddlesden-Popper perovskites: A tale of energy, charges, and spins. *Appl. Phys. Rev.* **8**(1), 011318 (2021). <https://doi.org/10.1063/5.0031821>
- [78] G. B. Wu, R. Liang, Z. P. Zhang, M. Z. Ge, G. C. Xing et al., 2D hybrid halide perovskites: Structure, properties, and applications in solar cells. *Small* **17**(43), 2000395 (2021). <https://doi.org/10.1002/sml.202103514>
- [79] Q. L. Cao, P. W. Li, W. Chen, S. Q. Zang, L. Y. Han et al., Two-dimensional perovskites: Impacts of species, components, and properties of organic spacers on solar cells. *Nano Today* **43**, 101394 (2022). <https://doi.org/10.1016/j.nantod.2022.101394>
- [80] H. L. Loi, J. P. Cao, X. Y. Guo, C. K. Liu, N. X. Wang et al., Gradient 2D/3D perovskite films prepared by hot-casting for sensitive photodetectors. *Adv. Sci.* **7**(14), 2000776 (2020). <https://doi.org/10.1002/advs.202000776>
- [81] S. W. Cui, J. F. Wang, H. P. Xie, Y. Zhao, Z. M. Li et al., Rubidium ions enhanced crystallinity for Ruddlesden-Popper perovskites. *Adv. Sci.* **7**(24), 2002445 (2020). <https://doi.org/10.1002/advs.202002445>
- [82] Y. Kusumawati, M. A. Martoprawiro, T. Pauporté, Effects of graphene in graphene/TiO<sub>2</sub> composite films applied to solar cell photoelectrode. *J. Phys. Chem. C* **118**(19), 9974-9981 (2014). <https://doi.org/10.1021/jp502385p>
- [83] L. L. Mao, W. J. Ke, L. Pedesseau, Y. L. Wu, C. Katan et al., Hybrid Dion-Jacobson 2D lead iodide perovskites. *J. Am. Chem. Soc.* **140**(10), 3775-3783 (2018). <https://doi.org/10.1021/jacs.8b00542>

- [84] S. Liu, Y. J. Guan, Y. S. Sheng, Y. Hu, Y. G. Rong et al., A review on additives for halide perovskite solar cells. *Adv. Energy Mater.* **10**(13), 1902492 (2020). <https://doi.org/10.1002/aenm.201902492>
- [85] Z. Y. Xu, D. Lu, X. Y. Dong, M. Q. Chen, Q. Fu et al., Highly efficient and stable Dion-Jacobson perovskite solar cells enabled by extended pi-conjugation of organic spacer. *Adv. Mater.* **33**(51), 2105083 (2021). <https://doi.org/10.1002/adma.202105083>
- [86] R. Shi, Z. S. Zhang, W. H. Fang, R. Long, Charge localization control of electron-hole recombination in multilayer two-dimensional Dion-Jacobson hybrid perovskites. *J. Mater. Chem. A* **8**(18), 9168-9176 (2020). <https://doi.org/10.1039/d0ta01944e>
- [87] K. Hojo, S. Nishioka, Y. Miseki, Y. Kamakura, T. Oshima et al., An improved z-scheme for overall water splitting using dye-sensitized calcium niobate nanosheets synthesized by a flux method. *ACS Appl. Energy Mater.* **4**(9), 10145-10152 (2021). <https://doi.org/10.1021/acsaem.1c02050>
- [88] Z. Fang, X. M. Hou, Y. P. Zheng, Z. B. Yang, K. C. Chou et al., First-principles optimization of out-of-plane charge transport in Dion-Jacobson CsPbI<sub>3</sub> perovskites with pi-conjugated aromatic spacers. *Adv. Funct. Mater.* **31**(28), 2102330 (2021). <https://doi.org/10.1002/adfm.202102330>
- [89] H. Li, Y. Xu, S. Ramakrishnan, Y. Zhang, M. Cotlet et al., Pseudo-halide anion engineering for efficient quasi-2D Ruddlesden-Popper tin perovskite solar cells. *Cell Rep. Phys. Sci.* **3**(10), (2022). <https://doi.org/10.1016/j.xcrp.2022.101060>
- [90] X. Zhang, T. H. Yang, X. D. Ren, L. Zhang, K. Zhao et al., Film formation control for high performance Dion-Jacobson 2D perovskite solar cells. *Adv. Energy Mater.* **11**(19), 2002733 (2021). <https://doi.org/10.1002/aenm.202002733>
- [91] Y. Q. Liu, L. K. Ono, G. Q. Tong, T. L. Bu, H. Zhang et al., Spectral stable blue-light-emitting diodes via asymmetric organic diamine based Dion-Jacobson perovskites. *J. Am. Chem. Soc.* **143**(47), 19711-19718 (2021). <https://doi.org/10.1021/jacs.1c07757>

- [92] W. J. Ke, C. C. Stoumpos, M. H. Zhu, L. L. Mao, I. Spanopoulos et al., Enhanced photovoltaic performance and stability with a new type of hollow 3D perovskite  $\text{FASnI}_3$ . *Sci. Adv.* **3**(8), e1701293 (2017). <https://doi.org/10.1126/sciadv.1701293>
- [93] D. X. Li, Z. Xing, L. Huang, X. C. Meng, X. T. Hu et al., Spontaneous formation of upper gradient 2D structure for efficient and stable quasi-2D perovskites. *Adv. Mater.* **33**(34), 2101823 (2021). <https://doi.org/10.1002/adma.202101823>
- [94] B. E. Cohen, T. Binyamin, T. Ben-Tzvi, O. Goldberg, A. Schlesinger et al., Hydroxyl functional groups in two-dimensional Dion-Jacobson perovskite solar cells. *ACS Energy Lett.* **7**(1), 217-225 (2022). <https://doi.org/10.1021/acsenergylett.1c01990>
- [95] I. H. Park, Q. N. Zhang, K. C. Kwon, Z. Y. Zhu, W. Yu et al., Ferroelectricity and rashba effect in a two-dimensional Dion-Jacobson hybrid organic-inorganic perovskite. *J. Am. Chem. Soc.* **141**(40), 15972-15976 (2019). <https://doi.org/10.1021/jacs.9b07776>
- [96] H. T. Lai, D. Lu, Z. Y. Xu, N. Zheng, Z. Q. Xie et al., Organic-salt-assisted crystal growth and orientation of quasi-2D Ruddlesden-Popper perovskites for solar cells with efficiency over 19%. *Adv. Mater.* **32**(33), 2001470 (2020). <https://doi.org/10.1002/adma.202001470>
- [97] S. Ahmad, P. Fu, S. W. Yu, Q. Yang, X. Liu et al., Dion-Jacobson phase 2D layered perovskites for solar cells with ultrahigh stability. *Joule* **3**(3), 794-806 (2019). <https://doi.org/10.1016/j.Joule2018.11.026>
- [98] W. C. Zhang, X. X. Wu, J. Zhou, B. Han, X. F. Liu et al., Pseudohalide-assisted growth of oriented large grains for high-performance and stable 2D perovskite solar cells. *ACS Energy Lett.* **7**(5), 1842-1849 (2022). <https://doi.org/10.1021/acsenergylett.2c00485>
- [99] H. Y. Zheng, W. W. Wu, H. F. Xu, F. C. Zheng, G. Z. Liu et al., Self-additive low-dimensional Ruddlesden-Popper perovskite by the incorporation of glycine hydrochloride for high-

- performance and stable solar cells. *Adv. Funct. Mater.* **30**(15), 2000034 (2020).  
<https://doi.org/10.1002/adfm.202000034>
- [100] T. W. He, S. S. Li, Y. Z. Jiang, C. C. Qin, M. H. Cui et al., Reduced-dimensional perovskite photovoltaics with homogeneous energy landscape. *Nat. Commun.* **11**(1), 1672 (2020).  
<https://doi.org/10.1038/s41467-020-15451-1>
- [101] D. Lu, G. W. Lv, Z. Y. Xu, Y. X. Dong, X. F. Ji et al., Thiophene-based two-dimensional Dion-Jacobson perovskite solar cells with over 15% efficiency. *J. Am. Chem. Soc.* **142**(25), 11114–11122 (2020). <https://doi.org/10.1021/jacs.0c03363>
- [102] P. W. Li, X. L. Liu, Y. Q. Zhang, C. Liang, G. S. Chen et al., Low-dimensional Dion-Jacobson-phase lead-free perovskites for high-performance photovoltaics with improved stability. *Angew. Chem. Int. Edit.* **59**(17), 6909–6914 (2020). <https://doi.org/10.1002/anie.202000460>
- [103] S. Zhang, L. Zhang, Q. W. Tian, X. J. Gu, Y. C. Du et al., Spontaneous construction of multidimensional heterostructure enables enhanced hole extraction for inorganic perovskite solar cells to exceed 20% efficiency. *Adv. Energy Mater.* **12**(1), 2103007 (2022).  
<https://doi.org/10.1002/aenm.202103007>
- [104] J. Y. Zhang, S. Langner, J. C. Wu, C. Kupfer, L. Luer et al., Intercalating-organic-cation-induced stability bowing in quasi-2D metal-halide perovskites. *ACS Energy Lett.* **7**(1), 70–77 (2022). <https://doi.org/10.1021/acsenergylett.1c02081>
- [105] T. Luo, Y. L. Zhang, Z. Xu, T. Q. Niu, J. L. Wen et al., Compositional control in 2D perovskites with alternating cations in the interlayer space for photovoltaics with efficiency over 18%. *Adv. Mater.* **31**(44), 1903848 (2019). <https://doi.org/10.1002/adma.201903848>
- [106] X. M. Zhao, T. R. Liu, A. B. Kaplan, C. Yao, Y. L. Loo, Accessing highly oriented two-dimensional perovskite films via solvent-vapor annealing for efficient and stable solar cells. *Nano Lett.* **20**(12), 8880–8889 (2020). <https://doi.org/10.1021/acs.nanolett.0c03914>



- [107] L. Cheng, K. Meng, Z. Qiao, Y. F. Zhai, R. Z. Yu et al., Tailoring interlayer spacers for efficient and stable formamidinium-based low-dimensional perovskite solar cells. *Adv. Mater.* **34**(4), 2106380 (2022). <https://doi.org/10.1002/adma.202106380>
- [108] T. T. Niu, H. Ren, B. Wu, Y. D. Xia, X. J. Xie et al., Reduced-dimensional perovskite enabled by organic diamine for efficient photovoltaics. *J. Phys. Chem. A* **10**(10), 2349-2356 (2019). <https://doi.org/10.1021/acs.jpcclett.9b00750>
- [109] Y. T. Zheng, T. T. Niu, J. Qiu, L. F. Chao, B. X. Li et al., Oriented and uniform distribution of Dion-Jacobson phase perovskites controlled by quantum well barrier thickness. *Sol. RRL* **3**(9), 1900090 (2019). <https://doi.org/10.1002/solr.201900090>
- [110] K. Li, S. L. Yue, X. Li, N. Ahmad, Q. Cheng et al., High efficiency perovskite solar cells employing quasi-2D Ruddlesden-Popper/Dion-Jacobson heterojunctions. *Adv. Funct. Mater.* **32**(21), 2200024 (2022). <https://doi.org/10.1002/adfm.202200024>
- [111] H. Wang, C. C. S. Chan, M. Chu, J. S. Xie, S. H. Zhao et al., Interlayer cross-linked 2D perovskite solar cell with uniform phase distribution and increased exciton coupling. *Sol. RRL* **4**(4), 1900578 (2020). <https://doi.org/10.1002/solr.201900578>
- [112] C. Q. Ma, D. Shen, T. W. Ng, M. F. Lo, C. S. Lee, 2D perovskites with short interlayer distance for high-performance solar cell application. *Adv. Mater.* **30**(22), 1800710 (2018). <https://doi.org/10.1002/adma.201800710>
- [113] W. D. Zhao, Q. S. Dong, J. W. Zhang, S. Wang, M. Chen et al., Asymmetric alkyl diamine based Dion-Jacobson low-dimensional perovskite solar cells with efficiency exceeding 15%. *J. Mater. Chem. A* **8**(19), 9919-9926 (2020). <https://doi.org/10.1039/d0ta02706e>
- [114] Z. Wang, L. Liu, X. D. Liu, D. D. Song, D. Shi et al., Uncovering synergistic effect of chloride additives for efficient quasi-2D perovskite solar cells. *Chem. Eng. J.* **432**, 134367 (2022). <https://doi.org/10.1016/j.cej.2021.134367>

- [115] J. F. Wang, D. X. Lin, Y. F. Chen, S. Q. Luo, L. L. Ke et al., Suppressing the excessive solvated phase for Dion-Jacobson perovskites with improved crystallinity and vertical orientation. *Sol. RRL* 4(11), 2000371 (2020). <https://doi.org/10.1002/solr.202000371>
- [116] D. Wang, S. C. Chen, Q. D. Zheng, Enhancing the efficiency and stability of two-dimensional Dion-Jacobson perovskite solar cells using a fluorinated diammonium spacer. *J. Mater. Chem. A* 9(19), 11778-11786 (2021). <https://doi.org/10.1039/d1ta01447a>
- [117] E. S. Vasileiadou, X. Y. Jiang, M. Kepenekian, J. Even, M. C. De Siena et al., Thick-layer lead iodide perovskites with bifunctional organic spacers allylammonium and iodopropylammonium exhibiting trap-state emission. *J. Am. Chem. Soc.* 144(14), 6390-6409 (2022). <https://doi.org/10.1021/jacs.2c00571>
- [118] P. Y. Su, L. Bai, H. Bi, B. B. Liu, S. Chen et al., Interfacial gradient energy band alignment modulation via ion exchange reaction toward efficient and stable methylammonium-free Dion-Jacobson quasi-2D perovskite solar cells. *J. Power Sources* 506, 230213 (2021). <https://doi.org/10.1016/j.jpowsour.2021.230213>
- [119] J. K. Quan, S. D. Yu, B. Y. Xing, X. He, L. J. Zhang, Two-dimensional Ruddlesden-Popper halide perovskite solar absorbers with short-chain interlayer spacers. *Phys. Rev. Mater.* 6(6), 065405 (2022). <https://doi.org/10.1103/PhysRevMaterials.6.065405>
- [120] Z. Z. Li, S. W. Yang, C. C. Ye, G. Wang, B. Ma et al., Ordered element distributed C<sub>3</sub>N quantum dots manipulated crystallization kinetics for 2D CsPbI<sub>3</sub> solar cells with ultra-high performance. *Small* 18(15), 2108090 (2022). <https://doi.org/10.1002/sml.202108090>
- [121] J. Guo, Z. J. Shi, J. M. Xia, K. Y. Wang, Q. Wei et al., Phase tailoring of Ruddlesden-Popper perovskite at fixed large spacer cation ratio. *Small* 17(43), 2100560 (2021). <https://doi.org/10.1002/sml.202100560>

- [122] C. C. Qin, L. H. Xu, Z. P. Zhou, J. Song, S. H. Ma et al., Carrier dynamics in two-dimensional perovskites: Dion-Jacobson vs. Ruddlesden-Popper thin films. *J. Mater. Chem. A* **10**(6), 3069-3076 (2022). <https://doi.org/10.1039/d1ta09549h>
- [123] W. D. Zhu, J. X. Ma, W. M. Chai, T. J. Han, D. D. Chen et al., Intermediate phase-assisted sequential deposition toward 15.24%-efficiency carbon-electrode CsPbI<sub>2</sub>Br perovskite solar cells. *Sol. RRL* **6**(6), 2200020 (2022). <https://doi.org/10.1002/solr.202200020>
- [124] C. L. Zhou, W. B. Ma, Z. L. Zhang, Y. L. Mao, Effect of anti-solvents on the performance of solar cells based on two-dimensional Ruddlesden-Popper-phase perovskite films. *J. Phys. D* **55**(35), 354004 (2022). <https://doi.org/10.1088/1361-6463/ac7267>
- [125] F. Z. Li, J. Zhang, S. Jo, M. C. Qin, Z. Li et al., Vertical orientated Dion-Jacobson quasi-2D perovskite film with improved photovoltaic performance and stability. *Small Methods* **4**(5), 1900831 (2020). <https://doi.org/10.1002/smtd.201900831>
- [126] F. Zheng, D. Angmo, C. R. Hall, S. Rubanov, F. F. Yuan et al., Brownian tree-shaped dendrites in quasi-2D perovskite films and their impact on photovoltaic performance. *Adv. Mater. Interfaces* **9**(13), 2102231 (2022). <https://doi.org/10.1002/admi.202102231>
- [127] Z. L. Li, Z. T. Deng, A. Johnston, J. W. Luo, H. J. Chen et al., Precursor tailoring enables alkylammonium tin halide perovskite phosphors for solid-state lighting. *Adv. Funct. Mater.* **32**(18), 2111346 (2022). <https://doi.org/10.1002/adfm.202111346>
- [128] H. T. Wu, X. M. Lian, S. X. Tian, Y. Z. Zhang, M. C. Qin et al., Additive-assisted hot-casting free fabrication of Dion-Jacobson 2D perovskite solar cell with efficiency beyond 16%. *Sol. RRL* **4**(7), 2000087 (2020). <https://doi.org/10.1002/solr.202000087>
- [129] H. T. Wu, X. M. Lian, J. Li, Y. Z. Zhang, G. Q. Zhou et al., Merged interface construction toward ultra-low Voc loss in inverted two-dimensional Dion-Jacobson perovskite solar cells with

efficiency over 18%. *J. Mater. Chem. A* **9**(21), 12566-12573 (2021).  
<https://doi.org/10.1039/d1ta02015c>

- [130] S. M. Gowdru, J. C. Lin, S. T. Wang, Y. C. Chen, K. C. Wu et al., Accelerated formation of 2D Ruddlesden-Popper perovskite thin films by lewis bases for high efficiency solar cell applications. *Nanomaterials* **12**(11), 1816 (2022). <https://doi.org/10.3390/nano12111816>
- [131] Yukta, R. D. Chavan, P. Yadav, S. Satapathi, Ammonium thiocyanate-passivated quasi-two-dimensional Dion-Jacobson perovskite solar cells for improved efficiency and stability. *ACS Appl. Energy Mater.* **5**(11), 13723-13734 (2022). <https://doi.org/10.1021/acsaem.2c02398>
- [132] H. Wang, Z. T. Qin, J. S. Xie, S. H. Zhao, K. Liu et al., Efficient slantwise aligned Dion-Jacobson phase perovskite solar cells based on trans-1,4-cyclohexanediamine. *Small* **16**(42), 2003098 (2020). <https://doi.org/10.1002/sml.202003098>
- [133] A. Caiazzo, K. Datta, J. K. Jiang, M. C. Gelvez-Rueda, J. Y. Li et al., Effect of co-solvents on the crystallization and phase distribution of mixed-dimensional perovskites. *Adv. Energy Mater.* **11**(42), 2102144 (2021). <https://doi.org/10.1002/aenm.202102144>
- [134] Y. P. Lv, H. R. Ma, Y. F. Yin, Q. S. Dong, W. D. Zhao et al.,  $\text{NH}_3(\text{CH}_2)_6\text{NH}_3$   $\text{PbI}_4$  as Dion-Jacobson phase bifunctional capping layer for 2D/3D perovskite solar cells with high efficiency and excellent UV stability. *J. Mater. Chem. A* **8**(20), 10283-10290 (2020).  
<https://doi.org/10.1039/d0ta02437f>
- [135] W. J. Ke, L. L. Mao, C. C. Stoumpos, J. Hoffman, I. Spanopoulos et al., Compositional and solvent engineering in Dion-Jacobson 2D perovskites boosts solar cell efficiency and stability. *Adv. Energy Mater.* **9**(10), 1803384 (2019). <https://doi.org/10.1002/aenm.201803384>
- [136] Y. Zheng, C. H. Zhao, Y. F. Li, W. Q. Zhang, T. Wu et al., Directly visualizing and exploring local heterointerface with high electro-catalytic activity. *Nano Energy* **78**, 105236 (2020).  
<https://doi.org/10.1016/j.nanoen.2020.105236>

- [137] X. T. Li, W. J. Ke, B. Traore, P. J. Guo, I. Hadar et al., Two-dimensional Dion-Jacobson hybrid lead iodide perovskites with aromatic diammonium cations. *J. Am. Chem. Soc.* **141**(32), 12880-12890 (2019). <https://doi.org/10.1021/jacs.9b06398>
- [138] M. Safdari, D. Phuyal, B. Philippe, P. H. Svensson, S. M. Butorin et al., Impact of synthetic routes on the structural and physical properties of butyl-1,4-diammonium lead iodide semiconductors. *J. Mater. Chem. A* **5**(23), 11730-11738 (2017). <https://doi.org/10.1039/c6ta10123b>
- [139] M. Safdari, P. H. Svensson, M. T. Hoang, I. Oh, L. Kloo et al., Layered 2D alkyldiammonium lead iodide perovskites: Synthesis, characterization, and use in solar cells. *J. Mater. Chem. A* **4**(40), 15638-15646 (2016). <https://doi.org/10.1039/c6ta05055g>
- [140] H. Ren, S. D. Yu, L. F. Chao, Y. D. Xia, Y. H. Sun et al., Efficient and stable Ruddlesden-Popper perovskite solar cell with tailored interlayer molecular interaction. *Nat. Photonics* **14**(3), 154+ (2020). <https://doi.org/10.1038/s41566-019-0572-6>
- [141] S. Yu, Y. J. Yan, M. Abdellah, T. Pullerits, K. B. Zheng et al., Nonconfinement structure revealed in Dion-Jacobson type quasi-2D perovskite expedites interlayer charge transport. *Small* **15**(49), 1905081 (2019). <https://doi.org/10.1002/sml.201905081>
- [142] E. Mahal, S. C. Mandal, B. Pathak, Band edge engineering of 2D perovskite structures through spacer cation engineering for solar cell applications. *J. Phys. Chem. C* **126**(23), 9937-9947 (2022). <https://doi.org/10.1021/acs.jpcc.2c01840>
- [143] B. D. Lee, J. W. Lee, M. Kim, W. B. Park, K. S. Sohn, Discovery of Pb-free hybrid organic-inorganic 2D perovskites using a stepwise optimization strategy. *NPJ Comput. Mater.* **8**(1), 83 (2022). <https://doi.org/10.1038/s41524-022-00781-z>

- [144] Y. Wei, B. Q. Chen, F. Zhang, Y. Y. Tian, X. C. Yang et al., Compositionally designed 2D Ruddlesden-Popper perovskites for efficient and stable solar cells. *Sol. RRL* 5(4), 2000661 (2021). <https://doi.org/10.1002/solr.202000661>
- [145] Z. H. Liu, L. Wang, X. Y. Xie, C. Y. Xu, J. F. Tang et al., High-performance Ruddlesden-Popper two-dimensional perovskite solar cells via solution processed inorganic charge transport layers. *Phys. Chem. Chem. Phys.* 24(26), 15912-15919 (2022). <https://doi.org/10.1039/d2cp02033e>
- [146] M. Rahil, R. M. Ansari, C. Prakash, S. S. Islam, A. Dixit et al., Ruddlesden-Popper 2D perovskites of type  $(\text{C}_6\text{H}_9\text{C}_2\text{H}_4\text{NH}_3)_2(\text{CH}_3\text{NH}_3)_{(n-1)}\text{Pb}_n\text{I}_{3n+1}(n=1-4)$  for optoelectronic applications. *Sci. Rep.* 12(1), 2176 (2022). <https://doi.org/10.1038/s41598-022-06108-8>
- [147] W. J. Ke, C. C. Stoumpos, I. Spanopoulos, M. Chen, M. R. Wasielewski et al., Diammonium cations in the  $\text{FASnI}_3$  perovskite structure lead to lower dark currents and more efficient solar cells. *ACS Energy Lett.* 3(7), 1470-1476 (2018). <https://doi.org/10.1021/acseenergylett.8b00687>
- [148] B. Ma, J. W. Chen, M. H. Wang, X. Xu, J. Qian et al., Passivating charged defects with 1,6-hexamethylenediamine to realize efficient and stable tin-based perovskite solar cells. *J. Phys. Chem. C* 124(30), 16289-16299 (2020). <https://doi.org/10.1021/acs.jpcc.0c03401>
- [149] H. Y. Fu, Dion-Jacobson halide perovskites for photovoltaic and photodetection applications. *J. Mater. Chem. C* 9(20), 6378-6394 (2021). <https://doi.org/10.1039/d1tc01061a>
- [150] L. Zhang, Q. Kang, Y. P. Song, D. Chi, S. H. Huang et al., Grain boundary passivation with Dion-Jacobson phase perovskites for high-performance Pb-Sn mixed narrow-bandgap perovskite solar cells. *Sol. RRL* 5(4), 2000681 (2021). <https://doi.org/10.1002/solr.202000681>
- [151] C. Hanmandlu, A. Singh, K. M. Boopathi, C. S. Lai, C. W. Chu, Layered perovskite materials: Key solutions for highly efficient and stable perovskite solar cells. *Rep. Prog. Phys.* 83(8), 086502 (2020). <https://doi.org/10.1088/1361-6633/ab9f88>

- [152] T. Q. Niu, Q. F. Xue, H. L. Yip, Advances in Dion-Jacobson phase two-dimensional metal halide perovskite solar cells. *Nanophotonics* **10**(8), 2069-2102 (2021). <https://doi.org/10.1515/nanoph-2021-0052>
- [153] W. J. Ke, C. Chen, I. Spanopoulos, L. L. Mao, I. Hadar et al., Narrow-bandgap mixed lead/tin-based 2D Dion-Jacobson perovskites boost the performance of solar cells. *J. Am. Chem. Soc.* **142**(35), 15049-15057 (2020). <https://doi.org/10.1021/jacs.0c06288>
- [154] Y. L. Zhang, N. G. Park, Quasi-two-dimensional perovskite solar cells with efficiency exceeding 22%. *ACS Energy Lett.* **7**(2), 757-765 (2022). <https://doi.org/10.1021/acsenergylett.1c02645>
- [155] J. M. Yang, S. B. Xiong, J. N. Song, H. B. Wu, Y. H. Zeng et al., Energetics and energy loss in 2D Ruddlesden-Popper perovskite solar cells. *Adv. Energy Mater.* **10**(23), 2000687 (2020). <https://doi.org/10.1002/aenm.202000687>
- [156] P. W. Li, C. Liang, X. L. Liu, F. Y. Li, Y. Q. Zhang et al., Low-dimensional perovskites with diammonium and monoammonium alternant cations for high-performance photovoltaics. *Adv. Mater.* **31**(35), 1901966 (2019). <https://doi.org/10.1002/adma.201901966>
- [157] T. Duong, H. Pham, T. C. Kho, P. Phang, K. C. Fong et al., High efficiency perovskite-silicon tandem solar cells: Effect of surface coating versus bulk incorporation of 2D perovskite. *Adv. Energy Mater.* **10**(9), 1903553 (2020). <https://doi.org/10.1002/aenm.201903553>
- [158] N. E. Wright, X. X. Qin, J. W. Xu, L. L. Kelly, S. P. Harvey et al., D. Stiff-Roberts. Influence of annealing and composition on the crystal structure of mixed-halide, Ruddlesden-Popper perovskites. *Chem. Mater.* **34**(7), 3109-3122 (2022). <https://doi.org/10.1021/acs.chemmater.1c04213>
- [159] Z. Wang, X. D. Liu, H. Ren, L. Liu, X. Y. Tang et al., Insight into the enhanced charge transport in quasi-2D perovskite via fluorination of ammonium cations for photovoltaic

- applications. *ACS Appl. Mater. Interfaces* **14**(6), 7917-7925 (2022).  
<https://doi.org/10.1021/acsami.1c21715>
- [160] C. Q. Ma, M. F. Lo, C. S. Lee. A simple method for phase control in two-dimensional perovskite solar cells. *J. Mater. Chem. A* **6**(39), 18871-18876 (2018).  
<https://doi.org/10.1039/c8ta06976j>
- [161] S. Ahmad, W. Yu, R. X. Lu, Y. Liu, T. G. Jiu et al., Formamidinium-incorporated Dion–Jacobson phase 2D perovskites for highly efficient and stable photovoltaics. *J. Energy Chem.* **57**, 632-638 (2021). <https://doi.org/10.1016/j.jechem.2020.08.055>
- [162] P. Y. Su, L. Bai, H. Bi, B. B. Liu, D. M. He et al., Crystal orientation modulation and defect passivation for efficient and stable methylammonium-free Dion–Jacobson quasi-2D perovskite solar cells. *ACS Appl. Mater. Interfaces* **13**(25), 29567-29575 (2021).  
<https://doi.org/10.1021/acsami.1c05498>
- [163] Y. J. Chen, J. L. Hu, Z. H. Xu, Z. Y. Jiang, S. Chen et al., Managing phase orientation and crystallinity of printed Dion–Jacobson 2D perovskite layers via controlling crystallization kinetics. *Adv. Funct. Mater.* **32**(19), 2112146 (2022). <https://doi.org/10.1002/adfm.202112146>
- [164] S. Aharon, D. R. Ceratti, N. P. Jasti, L. Cremonesi, Y. Feldman et al., 2D Pb-halide perovskites can self-heal photodamage better than 3D ones. *Adv. Funct. Mater.* **32**(24), 2113354 (2022). <https://doi.org/10.1002/adfm.202113354>
- [165] S. M. Yang, W. D. Liu, Y. Han, Z. K. Liu, W. J. Zhao et al., 2D Cs<sub>2</sub>PbI<sub>2</sub>Cl<sub>2</sub> nanosheets for holistic passivation of inorganic CsPbI<sub>2</sub>Br perovskite solar cells for improved efficiency and stability. *Adv. Energy Mater.* **10**(46), 2002882 (2020). <https://doi.org/10.1002/aenm.202002882>
- [166] Y. Guo, M. Y. Sun, W. J. Yang, S. Y. Yuan, H. Xiong et al., Enhanced charge transport by regulating the electronic structure in 2D tin-based perovskite solar cells. *J. Phys. Chem. C* **126**(22), 9425-9436 (2022). <https://doi.org/10.1021/acs.jpcc.2c02830>



- [167] C. M. M. Soe, C. C. Stoumpos, M. Kepenekian, B. Traore, H. Tsai et al., New type of 2D perovskites with alternating cations in the interlayer space,  $(\text{C}(\text{NH}_2)_3)(\text{CH}_3\text{NH}_3)_m\text{Pb}_n\text{I}_{3n+1}$ : Structure, properties, and photovoltaic performance. *J. Am. Chem. Soc.* **139**(45), 16297-16309 (2017). <https://doi.org/10.1021/jacs.7b09096>
- [168] Y. L. Zhang, P. J. Wang, M. C. Tang, D. Barrit, W. J. Ke et al., Dynamical transformation of two-dimensional perovskites with alternating cations in the interlayer space for high-performance photovoltaics. *J. Am. Chem. Soc.* **141**(6), 2684-2694 (2019). <https://doi.org/10.1021/jacs.8b13104>
- [169] G. J. Yan, G. M. Sui, W. T. Chen, K. Su, Y. Q. Feng et al., Selectively fluorinated benzylammonium-based spacer cation enables graded quasi-2D perovskites for efficient and stable solar cells. *Chem. Mater.* **34**(7), 3346-3356 (2022). <https://doi.org/10.1021/acs.chemmater.2c00146>
- [170] S. Chen, N. Shen, L. H. Zhang, L. Z. Zhang, S. H. Cheung et al., Understanding the interplay of binary organic spacer in Ruddlesden-Popper perovskites toward efficient and stable solar cells. *Adv. Funct. Mater.* **30**(10), 1907759 (2020). <https://doi.org/10.1002/adfm.201907759>
- [171] H. Gu, C. Liang, Y. D. Xia, Q. Wei, T. H. Liu et al., Nanoscale hybrid multidimensional perovskites with alternating cations for high performance photovoltaic. *Nano Energy* **65**, 104050 (2019). <https://doi.org/10.1016/j.nanoen.2019.104050>
- [172] T. Y. Xu, S. Lu, Y. J. Wang, X. Y. Gan, L. L. Guo et al., Optimization of multilayered Ruddlesden-Popper perovskite with 4-bromophenylethylamine by ionic liquid for solar cell applications. *Journal of Materials Science.* **57**(16), 7896-7908 (2022). <https://doi.org/10.1007/s10853-022-07154-3>
- [173] W. B. Ma, Z. L. Zhang, M. Kang, Y. F. Liu, H. F. Zhang et al., Enhanced efficiency and stability of Dion-Jacobson quasi-two-dimensional perovskite solar cells by additive. *J. Phys. D* **55**(41), 414002 (2022). <https://doi.org/10.1088/1361-6463/ac84e8>

- [174] S. Ahmad, R. Lu, Y. Liu, X. Liu, Q. Yang et al., Cesium-doped Dion-Jacobson 2D perovskites for highly stable photovoltaics with an 18.3% efficiency. *Nano Energy* **103**, 107822 (2022). <https://doi.org/10.1016/j.nanoen.2022.107822>
- [175] T. Wang, Y. X. Dong, J. H. Guo, Q. H. Li, Z. T. Chang et al., Integrated quasi-2D perovskite/organic solar cells with efficiency over 19% promoted by interface passivation. *Adv. Funct. Mater.* **31**(49), 2107129 (2021). <https://doi.org/10.1002/adfm.202107129>
- [176] M. C. Gelvez-Rueda, P. Ahlawat, L. Merten, F. Jahanbakhshi, M. Mladenovic et al., Formamidinium-based Dion-Jacobson layered hybrid perovskites: Structural complexity and optoelectronic properties. *Adv. Funct. Mater.* **30**(38), 2003428 (2020). <https://doi.org/10.1002/adfm.202003428>



Min Liu is pursuing his PhD at PSL Research Université (Chimie ParisTech) from 2020 until now. His research focuses on the use of growth additives and various organic cations, as well as interface engineering for high-performance and stable perovskite solar cells.



Prof. Thierry Pauporté is a director of research at the Centre National de la Recherche Scientifique (CNRS) in France and he works at Chimie-Paristech, PSL Université. He is graduated in Chemistry from the École Normale Supérieure de Lyon (ENS-L) in France. He received his Ph.D. in physical chemistry from Montpellier II University, France, in 1995. His research interests include oxide and perovskite semiconductors, the functionalizing of the materials surfaces and he works on the integration of films and structures in efficient devices. The applications studied include light emitting diodes, perovskite solar cells, dye-sensitized solar cells, nanosensors, photodetectors, photocatalysis, wettability and fouling.

Additives are not only applied for improving the efficiency of DJ PSCs, but also for eliminating the hysteresis and improving the stability of DJ PSCs. The review presents recent developments in additive engineering for the Stable DJ PSCs. An insightful perspective is outlined for the future research additive materials for DJ PSCs.

**Keyword:** additives materials; DJ-phases perovskite solar cells.

Additive Engineering for Stable Dion–Jacobson Phase Perovskite Solar Cells

