



HAL
open science

Agronomic evaluation and essential oil composition characterization of *Origanum compactum* accessions cultivated in Morocco

Kaoutar Aboukhalid, Chaouki Al Faiz, Mohamed Bakha, Ahmed Douaik,
Abdeslam Lamiri, Marc Gibernau, Félix Tomi

► **To cite this version:**

Kaoutar Aboukhalid, Chaouki Al Faiz, Mohamed Bakha, Ahmed Douaik, Abdeslam Lamiri, et al.. Agronomic evaluation and essential oil composition characterization of *Origanum compactum* accessions cultivated in Morocco. *Journal of Essential Oil Bearing Plants*, 2023, 26 (3), pp.705 - 722. 10.1080/0972060x.2023.2234401 . hal-04211162

HAL Id: hal-04211162

<https://hal.science/hal-04211162>

Submitted on 19 Sep 2023

HAL is a multi-disciplinary open access archive for the deposit and dissemination of scientific research documents, whether they are published or not. The documents may come from teaching and research institutions in France or abroad, or from public or private research centers.

L'archive ouverte pluridisciplinaire **HAL**, est destinée au dépôt et à la diffusion de documents scientifiques de niveau recherche, publiés ou non, émanant des établissements d'enseignement et de recherche français ou étrangers, des laboratoires publics ou privés.

Agronomic evaluation and essential oil composition characterization of *Origanum compactum* accessions cultivated in Morocco

Kaoutar Aboukhalid^{1*}, Chaouki Al Faiz², Mohamed Bakha³, Ahmed Douaik², Abdeslam Lamiri⁴, Marc Gibernau⁵ and Félix Tomi⁵

¹ Regional Center of Agricultural Research of Oujda, National Institute of Agricultural Research, Avenue Ennasr, BP 415 Rabat Principale, 10090 Rabat, Morocco

² Regional Center of Agricultural Research of Rabat, National Institute of Agricultural Research, Avenue Ennasr, BP 415 Rabat Principale, 10090 Rabat, Morocco

³ Laboratory of Plant Bio- technology and Sustainable Development of Natural Resources, Polydisciplinary Faculty of Beni Mellal, Sultan Moulay Slimane University, P.B 592, 23000 Beni Mellal, Morocco

⁴ Laboratory of Applied Chemistry and Environment, Faculty of Sciences and Techniques, Hassan I University, B.P 577, 26000 Settati, Morocco

⁵ Laboratoire Sciences Pour l'Environnement, Université de Corse-CNRS, UMR 6134 SPE, Route des sanguinaires, 20000 Ajaccio, France

Corresponding Author Kaoutar Aboukhalid kaoutar.aboukhalid@inra.ma

Abstract

Origanum compactum is one of the most important aromatic and medicinal species, widely used in Morocco for various therapeutic and culinary purposes. The present study was carried out to evaluate the agronomic behavior of the species over two years of cultivation (2015-2016) and to characterize the chemical compositions of cultivated accessions under Moroccan pedoclimatic conditions. The 88 investigated *O. compactum* accessions, are originating from different bioclimate and geographical zones, representing all areas where the species is growing in Morocco. Agronomic performances varied significantly according to genotypes and cropping year. The accessions showed satisfactory adaptation capacity to cropping. Higher essential oil (EO) yields were observed in the second crop year, and plants belonging to carvacrol and thymol chemotypes were the richest in oil. A chemical variation of cultivated plants was detected for samples dominated by *p*-cymene and/or γ -terpinene, where the percentages of these components decreased in the second year of cultivation against a significant increase in carvacrol and thymol content. However, most of the EOs compositions of plants rich in carvacrol, thymol and carvacryl methyl oxide conserved their composition after cultivation. The different associations found between chemical and agronomic characters would help breeders to develop improved *O. compactum* cultivars with desirable agronomic and chemical traits.

O. compactum has great cultivation ability and therefore, it could be a promising alternative to ensure a sustainable utilization of this threatened medicinal and aromatic species.

Keywords

Origanum compactum; Agronomic parameters; Chemical characterization; Essential oils; Domestication

Introduction

The genus *Origanum* belongs to the Lamiaceae family and includes 43 species and 9 natural hybrids¹⁻⁶, mostly distributed in the Mediterranean area but also in Asia, Middle East and North Africa^{1,7}. Oregano is one of the most famous medicinal plants and its use as a therapeutic agent goes back to the ancient Romans and Greeks.

The market's interest in aromatic and medicinal plants is growing dramatically due to the new needs of cosmetic and pharmaceutical sectors. Oregano is among the most important of them, since several species of the genus *Origanum* have been reported to possess numerous pharmacological and biological activities: antioxidant, antibacterial, antifungal, anti- anticancer properties etc⁸⁻¹³.

Origanum compactum Benth. is the most widely distributed oregano species in Morocco. It grows spontaneously mainly in the Central and North- Eastern part of the country¹⁴. It is a diploid species having chromosome number of $2n = 30$ ¹⁵. *O. compactum* has been used in Moroccan popular medicine as a powder or infusion to treat different ailments including dysentery, colitis, bronco- pulmonary and gastro-intestinal diseases^{16,17}.

Most of the oregano production is concentrated in Turkey, Greece, Mexico and Italy¹⁸, but many other Mediterranean countries, Morocco included, have a significant production, represented mainly by the species *O. compactum*. Wild populations of Moroccan *O. compactum* have declined to such an extent that they are at risk of extinction, due essentially to overharvesting, drought and climatic change¹⁹. One promising solution for the conservation of the species is to exploit its cultivation and *ex situ* conservation. However, the cultivation of wild medicinal species requires a good understanding of the effect of domestication on their agronomic performances and essential oil content and composition, in order to develop new cultivars with desirable chemical and agronomic traits.

Previous studies about *O. compactum* have focused mainly on biological activities and chemical variability of essential oils^{10,11,20-22}, while and to the best of our knowledge, there are no comprehensive research undertaken regarding the agronomic characterization and the effect of cultivation on essential oil yield and composition. Therefore, the present study was performed to evaluate the agronomic and chemical responses of *O. compactum* through two years of field experiments. These informations are of great importance for selection of superior genotypes based on productivity, yield and chemical composition of essential oils for further domestication and improvement programs.

Materials and methods

Plant material, experimental design, and growing conditions

Rooted plants of 88 *O. compactum* populations were collected from different regions of Morocco. The plants were identified by the botanist Prof. Mohamed Ibn Tattou and voucher specimens were deposited in the Herbarium of the National Institute of Agricultural Research of Rabat, Morocco. The collection sites of accessions and their origin are listed in table 1. The 88 investigated accessions are originating from different bioclimate and geographical zones, representing all areas where the species is growing in Morocco. They were transplanted in the green house and then planted in the experimental field, when they were with a well expanded root system. *O. compactum* plants were raised under similar climatic conditions following normal agricultural practices. The *ex-situ* experiments were carried out in the experimental field of the National Institute of Agricultural Research (INRA), in the beginning of May and during two consecutive years (2015 and 2016). The geographical coordinates of the experimental station, located near Sefrou city in Central Morocco, are 33°57'38.4''N and 4°10'37.4''W, its elevation is 1330 m above mean sea level and it has a climate with hot summers and cold winters. The average minimum and maximum temperatures are respectively 7°C and 19°C with an annual average rainfall of 550 mm. The soil characteristics were the following: clay- loamy soil, pH (7.7), electrical conductivity (1.38 ms/cm), Organic Matter (4.94%), Na (1.84 meq/100g), N (0.06%), P₂O₅ (35.1 ppm), K₂O

(1018.23 ppm) and CaCO₃ (35.1%). The experimental design was replicated five times and consisted of the installation of plants within rows. The spacing between plants within a row was 0.3 m. Different rows were separated from each other by 1.0 m. Plants were grown on biodegradable plastic mulch with an irrigation drip automated system. From the second year from planting, mechanical weed control was performed among rows, while manual weeding was carried out on the rows. No inorganic fertilizer and systemic pesticide were used during the experiment. A period of one year was left after transplantation in order to allow plants to adapt to the new field conditions.

Data observations

For each accession, agronomic observations and measurements were made on a sample plot of 5 to 10 plants. Harvesting of accessions was carried out when at least 70% of the plants were in full flowering stage for both years. The observations were recorded on different agronomic parameters:

Biomass (t/ha): The fresh herb yield was weighted for each accession and the resultant weights were extrapolated into tonnes per hectare.

Dry matter (t/ha): Dry weight measurements were carried out after drying samples in a shaded and well aerated environment and the resultant weights were extrapolated into tonnes per hectare. *Plant vigor*: A value scale from 1 to 5 was provided whereby 1 being the least vigorous accession and 5 being the most vigorous one²³.

Precocity: The accessions were subdivided into the following precocity classes: very early, early, medium late, and late maturity.

Diseases incidence: We measured *O. compactum* disease incidence severity according to a scale of attack severity: 1 no symptoms; 2 very little disease incidence; 3 medium disease incidence; 4 high disease incidence; 5 extensive disease incidence.

Seeds yield (Kg/ha): At seed maturity stage, the seeds were harvested and weighted and the resultant yields were extrapolated into Kg per hectare.

Leaves/stems weight ratio: At flowering stage and after being dried in a shaded and well aerated environment until constant weight, the leaves were separated from stems and then weighted separately to determine leaves/stems weight ratio.

Effect of cultivation on essential oil yield and quality

Collection of cultivated plants

From a germplasm collection of nearly 800 individual plants and 88 accessions collected from the wild and planted under uniform cultivation conditions, we selected 50 individual plants to use in this study according to their chemical composition. We selected 50 representative individual plants representing 5 different chemotypes. The selection was done according to the results of a previous study about wild *O. compactum*²¹. To avoid variability in the EO yield and composition due to season, climate, and growing conditions, the plants were transplanted and raised under similar climatic conditions. Aerial parts from each cultivated individual plant were harvested during flowering stage after the first and second year of cultivation. Thus, 100 EO samples were obtained over two years on the same individuals.

Extraction of EOs

At flowering stage, the aerial parts from each genotype were dried at room temperature to constant weight and submitted to extraction of the EOs by hydrodistillation using a Clevenger- type apparatus. The determined EO yield was based on dry weight basis. The obtained EOs from all the above samples were characterized by GC-FID and GC/MS analysis.

GC-FID analysis

The essential oil samples were analyzed using a Clarus 500 Perkin-Elmer apparatus, equipped with two flame ionization detectors (FID) and a fused silica capillary column (50 m x 0.22 mm i.d., film

thickness 0.25 μm): apolar BP-1 (polydimethylsiloxane). The oven temperature was programmed to rise from 60°C to 220°C at a rate of 2°C/min and then held isothermal at 220°C for 20 min; injector temperature was 250°C; detector temperature, 250°C; Helium was used as the carrier gas at a flow rate of 0.8 ml/min; split ratio was 1/60. Retention indices were determined relative to the retention times of a series of n-alkanes with linear interpolation using the software Target Compounds from PerkinElmer.

GC/MS analysis

GC/MS analyses were performed using a Perkin- Elmer TurboMass quadrupole detector, coupled to a Perkin-Elmer Autosystem XL, equipped with a Rtx-1 (polydimethylsiloxane) fused-silica capillary column (60 m x 0.22 mm i.d., film thickness 0.25 μm). The oven temperature was programmed to rise from 60 to 220°C at a rate of 2°/min and then held isothermal at 220°C for 20 min; injector temperature was 250°C; ion-source temperature, 150°C; carrier gas, He (1 ml/min); split ratio, 1/80; injection volume, 0.2 ml; and ionization energy, 70 eV. The electron ionization (EI) mass spectra were acquired over the mass range 35-350 Da.

Identification and quantification of components Identification of the individual components was achieved on the basis of (i) comparison of the GC retention indices (RIs) on apolar columns, determined relative to the retention times of a series of n-alkanes with linear interpolation ('Target Compounds' software of Perkin- Elmer), and with those of authentic compounds.

(ii) Computer matching against commercial mass spectral libraries^{24,25}, and comparison of the spectra with literature data^{26,27}. The relative contents of the oil components were expressed as percentage obtained by peak area normalization.

Statistical analysis

The Pearson correlation coefficient was calculated to determine the relationships between the studied agronomic traits. Relationships among accessions were investigated by principal component analysis (PCA). The Gower distances²⁸ were calculated and a cluster analysis of the accessions using Ward's method²⁹ was applied on the distance matrix. Agronomic data were also subjected to one-way ANOVA analysis in order to evaluate the effect of accession and cropping year on the main productive parameters. The level of significance was tested with F values ($p < 0.05$, $p < 0.01$ and $p < 0.001$). Statistical analysis of the agronomic data was performed using SAS software. Concerning chemical data, the significance of differences in essential oils yield and composition was tested by analysis of variance (ANOVA) and the differences between measurements were considered to be significant at $p < 0.05$. Correlation analysis between agronomic and chemical compositions was performed using multiple regression analysis to identify association between them using SAS software.

Results and discussion

Agronomic characterization

The mean, minimum and maximum values, standard deviation, and coefficients of variation (CV) of the agronomic variables in studied populations are summarized in table 2. Significant differences were observed between minima and maxima for all studied agronomic traits. Coefficient of variation was the lowest for dry matter productivity (1st year) (CV = 25.1%), while it was the highest for seeds yield (CV = 70.2%). The average seed yield was 201 Kg/ ha. However, there was a substantial variation among the accessions, ranging from 5 to 945.1 Kg/ha. There are many factors that influence seed yield such as planting date, density, soil fertility, climatic conditions, irrigation, cultivation methods and farm management practices. For example, planting date and density affected seeds yield of *O. vulgare* cultivated in Iran³⁰. The early planting date and the highest density induced a significantly higher seed yield. Indeed, early planting date provide longer period of main and lateral stems and inflorescence development and longer growth season, less heat stress and therefore high seed yield, while the higher

seed yield at higher densities may be due to the quick formation of plant canopy, the increase in leaf area index and better utilization of solar radiation and other resources³¹. In our study, *O. compactum* genotypes were cultivated under the same environmental conditions and growing conditions. Therefore, the seed yield variability may be due to genetic factors.

The biomass and dry matter productivity achieved in the second year were on average significantly higher than those obtained in the first year. Also, the growth and branching of the stems are more important. After one year of plantation, the developed root system is short and superficial, which exposes the plants to different biotic and abiotic stresses, expressed by a relatively low productivity. Thus, it seems that a fairly developed root system of *O. compactum* accessions contributes to the improvement of agronomic performances through the improvement of the absorption of water and nutrients. Our results are in agreement with those obtained by other authors, who found that biomass and dry matter productivity of *O. vulgare* recorded during the second year of cultivation was greater than that obtained in the first year^{32,33}.

Selection of performant genotypes would be more appropriate by combining several agronomic parameters and identifying their combinations. Principal component analysis (PCA) was conducted to reduce the number of factors, understand relationships between characteristics as well as between populations and to determine the most suitable traits for classification (Fig. 1, Fig. 2). PCA reduced the variables to four principal components explaining 73% of the total variance. The first component which explained 32% of the total variation is positively correlated with biomass (1st and 2nd year) and dry matter productivity (1st and 2nd year) (Table 3). The second components (PC2) representing 18.8% of total variance is defined by the positive correlation between plants vigor (2nd year), diseases incidence and flowering OUAZ₅₅, OUAZ₅₆, OUAZ₅₈, OUAZ₆₀, OUAZ₆₁ and OUL₈₈ are the most vigorous (2 year), early flowering (1st and 2nd year) and showing very little disease incidence. However, accessions BENS₇, BENS₈, BENS₉, BENS₁₀, BENS₁₁, BENS₁₂, ROM₇₈, ROM₇₉ and OUL₈₆ showed an opposite trend (Fig. 2). Regarding PC3, earliness (1st and 2nd year). The third component accessions BENS₁₀, BENS₁₁, OUAZ₄₃, OUAZ₅₄, (PC3), describing 12.8% of the total variance, is positively correlated with plants vigor (1st year) and seeds yield, while the last factor (PC4), explaining 9.4% of the data variability, is positively related to leaves/stems weight ratio and negatively correlated with seeds yield.

With regard to PC1, accessions TT₂, TT₃, SK₅, SK₆, BENS₁₄, BENS₁₅, TA₂₄, TA₂₇, TA₂₈ and CHEF₃₇ were clustered at the positive part of axis 1. These accessions were characterized by their important biomass (1st and 2nd year) and dry matter (1st and 2nd year) productivity. In contrast, accessions TA₁₆, TA₁₇, TA₁₈, TA₁₉, OUAZ₆₇, KH₇₅, ROM₇₆, MDZ₈₁, MDZ₈₂ and OUL₈₄ were the least productive in biomass and dry matter. With respect to PC2, accessions TT₁, SK₅, TA₂₃, TA₂₆, OUAZ₃₉, OUAZ₄₄, OUAZ₄₅, OUAZ₅₁, OUAZ₅₂, OUAZ₅₅, OUAZ₅₆, OUAZ₆₀, AZ₆₈, BM₇₁ and OUL₈₈ were the most productive in seeds and the most vigorous (1st year). Concerning PC4, populations TA₁₈, OUAZ₃₉, OUAZ₄₁, OUAZ₄₄, OUAZ₆₇, MDZ₈₁ and OUL₈₄ are those showing the highest leaves to stems weight ratio and the lowest seeds yield (Fig. 2).

Cluster analysis (CA) was performed to classify and differentiate the analyzed *O. compactum* accessions according to their agronomic characteristics. Fig. 3 presents the corresponding dendrogram using Ward's method. Considering the 11 studied variables, three major groups were defined, whose composition is summarized in table 4. The resulting dendrogram reported in fig. 3 showed the existence of a relatively high intraregional similarity of cultivated *O. compactum*. The following groups have been defined:

Group A: consisted mainly on populations originating from Northern regions (Tangier- Tetouan, Chefchaouen, Taounate and Ouazzane). Accessions belonging to this group are distinguished by: very high biomass productivity (5.7 t/ha \pm 1.2 in the 1st year and 6.4 t/ha \pm 1.3 in the 2nd year); very high dry matter productivity (2.6 t/ha \pm 0.5 in the 1st year and 3.4 t/ha \pm 0.5 in the 2nd year); low seeds yield (159.8 Kg/ha \pm 90.5); very low diseases incidence; late flowering in the 1st year and moderately late flowering in 2nd year.

Group B: included mainly accessions from Ouazzane and Sidi Kacem. Accessions belonging to this group are characterized by: high biomass productivity (4.7 t/ha \pm 1.2 in the 1st year and 5.3 t/ha \pm 1.3 in

the 2nd year); high dry matter productivity (2.4 t/ha \pm 0.5 in the 1st year and 3.4 t / ha \pm 0.5 in the 2nd year); very high seeds yield (238.0 Kg/ha \pm 201.7); low diseases incidence; moderately early flowering in the 1st year and early flowering in the 2nd year.

Group C: consisted mainly on accessions from Benslimane, Moulay Driss Zeroun and Oulmes regions. This group is characterized by: low biomass productivity (3.0 t/ha \pm 1.3 in the 1st year and 4.1 t / ha \pm 1.8 in the 2nd year); low dry matter productivity (1.9 t/ha \pm 0.5 in the 1st year and 2.2 t/ha \pm 0.6 in the 2nd year); high seeds yield (220.1 Kg / ha \pm 110.5); extensive disease incidence and very early flowering in the 1st and 2nd years.

Biomass and dry matter parameters in *O. compactum* genotypes cultivated under the same environmental conditions revealed a significant genotypic variability. In general, and except few accessions, the transplantation of samples originating from humid zones in an experimental field with climatic conditions more or less similar to those of the natural habitat (irrigation), has a positive effect on biomass and dry matter productivity. Conversely, samples collected from semi-arid zones, very different from the cultivation site (sub-humid climate), penalized biomass and dry matter yield. Thus, any domestication program of *O. compactum* performant genotypes should be undertaken at the local level to maintain the productivity of plants. It is obvious that biomass and plant growth are much more important in the second year of cultivation. The high productivity in biomass and dry matter in cultivated plants is a positive response of plants to more favorable environmental conditions (soil, irrigation, etc.) reflecting their adaptation and interaction with their new environment.

Correlations between agronomic parameters

In this study, a significant positive correlation was observed between biomass, dry matter productivity (1st and 2nd years) and plants vigor (Table 5). These parameters are the most important criteria for the production of dry leaves to ensure an increased economic profit. Furthermore, a significant positive correlation has been established between flowering earliness and seeds yield. In this context, it has been reported that genes controlling the flowering of plants influence flowering date and seeds productivity through their effects on the beginning and duration of the reproductive season, the number of branches and the number of flowers per node. Genotypes that have escaped terminal drought through early flowering provide high seeds productivity^{34,35}. In this study, flowering earliness is a component that could be used as selection criterion for improving seeds yield of *O. compactum*.

In addition, there was a significant negative correlation between biomass and dry matter productivity (1st and 2nd year) on one hand and flowering earliness (1st and 2nd year) on the other hand (Table 5). Therefore, it seems that flowering earliness is associated with a short period of accumulation of favorable reserves for the development of biomass, leading to reduced biomass productivity. Furthermore, a significant negative correlation was noted between seeds yield and leaves/stems weight ratio, suggesting that leaves weight may be a good selection criterion to improve seed yields of *O. compactum* accessions.

Chemical characterization EOs yield

Statistical analysis revealed significant differences in the EO content ($P < 0.05$) between the two years. Our findings revealed that in average, the yield increased in the second year of cultivation. The higher essential oil yield in the second year of the study could be explained by the higher yield of aerial parts biomass in the second year compared to the first year^{36,37}. The yield based on dry weight ranged from 1.22% to 4.50%, and an important variability was observed among samples. The EO yields achieved in this study are higher than those obtained by other authors, who showed that EOs yield of cultivated *O. compactum* using seed germination and cutting ranged from 1.33% to 2.80%³⁸. This finding might be ascribed to the variations of climatic conditions between different Moroccan accessions, genetic factors, experimental design and growing conditions. Previous study about wild *O. compactum* revealed that EO yield ranged from 0.67 to 2.88%²¹. Increased yield after cultivation may be related to soil optimization, increased and continuous irrigation, and moderate environmental conditions. Further- more, significant

differences in the EOs yield were found among chemotypes ($P < 0.05$). Fig. 4 shows the variation of the EOs yield (% on dry weight basis) for each chemotype. EO yields were higher for plants belonging to carvacrol and thymol chemotypes. Hence, carvacrol and thymol rich plants exhibit the highest values of oil content, showing the highest potential to be selected for maximizing the oregano essential oil yield. Yields were obtained from *O. compactum* plants grown under the same edapho-climatic and cultural conditions, thus, variability in their EO production attributable to environmental parameters was considered negligible. In all chemical groups, the lowest yields have been registered in the first year: $1.9\% \pm 0.2$ to $3.6\% \pm 0.6$ in average, while higher yields were registered in the second year: $2.5\% \pm 0.3$ to $3.9\% \pm 0.7$. These values are comparable to those reported for other *Origanum* species like *O. syriacum* collected from the wild and cultivated in Turkey (2.9 - 3.5%)³⁹, and higher than those of *O. vulgare* ssp. *viridulum* cultivated in Italy (0.09 - 0.75%)⁴⁰.

Chemical variability of EOs

The chemical diversity of plants is of great interest when the potential use of a species is related to its compounds. However, it is well known that yield and EO components of *Origanum* species are determined by various factors including plant genetic background, growth stage, climate, edaphic factors, altitude, topography, etc. or by any of their interactions^{22,41-43}. Therefore, all chemotaxonomic statements should be based on comparable material, grown and harvested under comparable circumstances. In total, 30 components were identified representing more than 95% of the essential oils. The components present in appreciable content were carvacrol, thymol, *p*-cymene, γ -terpinene, carvacryl methyl oxide, and α -terpineol. It could be noticed that in cultivated *O. compactum*, the oxygenated monoterpenes were the most abundant (48.8- 93.6%) followed by monoterpene hydrocarbons (1.3-48.7%). The sesquiterpene fraction occurred only in small proportions, ranging from 0.1 to 5.9% (Table 6).

For wild plants rich in carvacrol/*p*-cymene/ γ -terpinene, a significant quantitative variation of some compounds ($P < 0.05$) was detected after cultivation. The amount of oxygenated monoterpenes increased largely, due to the increase in carvacrol content, whereas the content of monoterpene hydrocarbons decreased drastically due to an important decrease in the content of *p*-cymene and γ -terpinene. In fact, after one year of cultivation, EOs were characterized by the dominance of carvacrol ($66.0\% \pm 14.8$), and only a slight decrease in the content of this component was observed after the second year of cultivation ($M = 63.4\% \pm 6.1$) (Table 6). Differences between chemical traits after plantation in this study demonstrate the effect of the environment on the expression of some chemical compounds. It confirms the ability of the plant to modify trait expression as a response of environmental changes.

The EO compositions of plants belonging to carvacrol chemotype remained essentially identical to the original plants in the wild. EOs obtained from the first and second year were characterized by high contents of carvacrol ($71.2\% \pm 9.2$ and $76.9\% \pm 5.4$ respectively). All the remaining components varied only to a small extent (less than 4%).

Concerning plants rich in carvacrol, carvacryl methyl oxide, *p*-cymene and γ -terpinene, the percentages of γ -terpinene in cultivated plants decreased by 7.2% and 6.7% after the first and second year respectively. Furthermore, the content of *p*-cymene decreased by 12.5% and 16.8% after the first and second year respectively. Except carvacrol, which increased significantly after the cultivation in detriment of *p*-cymene and γ -terpinene, the other components presented more or less comparable amounts.

With regard to thymol, carvacrol and *p*-cymene rich plants, the content of *p*-cymene decreased after cultivation of 10.4% and 11.0% in average, at the first and second harvest respectively, while the amount of γ -terpinene decreased from 11.5% to 4.1% and 7.3% in average, at the first and second year respectively. The influence of growing conditions may account for these variations in the EOs compositions.

For thymol chemotype, plants cultivated under identical environmental conditions displayed no major effect on the EO composition. Thymol remained the major compound after cultivation. However, this component increased after the second year of cultivation of 15.1% to reach $69.3\% \pm 5.7$. A close

examination of the other EO components revealed very similar chemical profiles for wild and cultivated *O. compactum* plants with less than 8% quantitative variation for all constituents, even after the second year of cultivation. Briefly, the patterns of the EOs chemical composition have largely remained the same after two years of cultivation under new growing conditions.

From these results, it appears that the *ex situ* plantation induced some changes in *O. compactum* EO composition. Indeed, cultivation favored the conversion of *p*-cymene and γ -terpinene to carvacrol and/or thymol, since the monoterpenes γ -terpinene and *p*-cymene are considered the biogenetic precursors, via enzymatic hydroxylation, of the phenolic monoterpenes carvacrol and thymol^{44,45}. Previous studies have demonstrated that several factors affect the oregano secondary metabolites such as environmental conditions, season of collection, age of plants, and/or genetic factors^{32,33,41,42,46-48}. However, the obtained results in our study showed that chemical compositions of *O. compactum* EOs are influenced by genetic factors as the plants were grown under similar edapho-climatic conditions.

Correlations between phytochemical and agro- nomic traits

Yield and chemical composition of EOs showed statistically significant correlation with some agronomic traits, especially variables related to biomass and dry matter productivity, leaf/stem weight ratio and seeds yield. Indeed, a negative correlation was found between EO yield and biomass and dry matter productivity (Table 7). As a result, any increase in EO content induces decreased biomass productivity. The same observation has been reported on *O. vulgare ssp. hirtum* genotypes cultivated in Greece⁴⁹. Furthermore, a positive correlation has been registered between biomass productivity (1st and 2nd year) on one hand, and the content of thymol (0.33* and 0.34** respectively), α -terpineol (0.42*** and 0.44** respectively) and carvacryl methyl oxide (0.26* and 0.31* respectively) on the other hand. However, biomass productivity (1st and 2nd year) showed a negative correlation with carvacrol content (-0.29* and -0.31* respectively). Moreover, a positive correlation has been established between dry matter productivity (1st and 2nd year) and thymol (0.33* and 0.44*** respectively), α -terpineol (0.40** and 0.45*** respectively) and carvacryl methyl oxide content (0.35* and 0.28* respectively). However, the dry matter yield (1st and 2nd year) is negatively related to carvacrol content (-0.31* and -0.40** respectively). These results suggested that accessions rich in thymol, α -terpineol and carvacryl methyl oxide exhibit higher biomass and dry matter productivity. On the other hand, accessions with high amounts of carvacrol are the least productive. It has been reported in a previous study about *O. compactum* that accessions growing in regions with humid climate showed high thymol, α -terpineol, and carvacryl methyl oxide content and accessions belonging to semi- arid climate were characterized by high carvacrol content⁴¹. Therefore, the transplantation of plants rich in thymol, α -terpineol and carvacryl methyl oxide, which are essentially originated from humid zones, in a site with climatic conditions more or less similar to those of the natural habitat (sub-humid climate, irrigation), has a positive effect on biomass and dry matter productivity. In contrast, samples rich in carvacrol, collected mainly from semi-arid areas, very different from the cultivation site, penalized biomass and dry matter productivity. Thus, any domestication program must be undertaken at local scale in order to maintain plant productivity.

Overall, high genetic diversity was observed among the evaluated accessions, which belong to different geographical origins, for all the parameters studied. In particular, large variations were shown for some economically important traits, such as seed yield, essential oil content, flowering earliness, diseases incidence, etc. This would be potentially useful for breeding program by selecting the most performant, homogeneous, and stable accessions regarding a specific trait.

Conclusion

The results of this study are of great importance to initiate the cultivation of the species at large scale by selecting genotypes with superior agronomic characteristics and improved EO composition. The accession SK₅ could be recommended as the best cultivar for herb production, due to its high biomass and dry matter productivity, vigor, flowering earliness and free disease incidence, it is an example of

performant genotype at different levels. Despite some chemical variability, our findings showed that cultivation of *O. compactum* improved the EO yield and composition, and therefore the economic production of *O. compactum* EOs. Therefore, domestication may constitute an alternative solution to *ex-situ* conservation of this threatened medicinal species. The high agronomic and chemical differences within and among *O. compactum* accessions could provide useful information for *ex-situ* conservation of this endangered species as well as for selection of performant cross-parents in breeding programs to develop improved cultivars.

Acknowledgments

We acknowledge the financial support of the Moroccan-French cooperative program (PRAD).

References

1. Ietswaart J.H. (1980). A taxonomic revision of the genus *Origanum*. Leiden: Leiden University Press.
2. Carlström, A. (1984). New species of *Alyssum*, *Consolida*, *Origanum* and *Umbilicus* from SE Aegean sea. *Willdenowia*, 14: 15-26.
3. Danin, A. (1990). Two new species of *Origanum* (Labiatae) from Jordan. *Willdenowia*. 19: 15-26.
4. Duman, H., Baser, K.H.C., Ayteç, Z. (1998). Two new species and a new hybrid from Anatolia. *Turk. J. Bot.* 22: 51-55.
5. Duman, H., Ayteç, Z., Ekici, M., Karaveliogullari, E.A., Donmez, A., Duran, A. (1995). Three new species (Labiatae) from Turkey. *Fl. Medit.* 5: 221- 228.
6. Danin, A., Künne, I. (1996). *Origanum jordanicum* (Labiatae), a new species from Jordan, and notes on other species of sect. *Campanulicalyx*. *Willdenowia*. 25: 601- 611.
7. Kokkini, S. (1997). *Oregano*. In: the IPGRI International Workshop on *Oregano*, Ed. S. Padulosi, IPGRI, Rome, Italy.
8. Chawki, W., Leger, D.Y., Eljastimi, J.L., Hmamouchi, M. (2010). Antiproliferative effect of extracts from *Aristolochia baetica* and *Origanum compactum* on human breast cancer cell line MCF-7. *Pharm. Biol.* 48: 269-274.
9. Fadel, F., Ben Hmamou, D., Salghi, R., Chebli, B., Benali, O., Zarrouk, A., Ebenso, E.E., Chakir, A., Hammouti, B. (2013). Antifungal Activity and Anti-Corrosion Inhibition of *Origanum Compactum* Extracts. *Int. J. Electrochem. Sci.* 8: 11019- 11032.
10. Bouyahya, A., Jamal, A., Edaoudi, F., Et-Touys, A., Bakri, Y., Dakka N. (2016). *Origanum compactum* benth: a review on phytochemistry and pharmacological properties. *Med. Arom. Plants.* 5: 252.
11. Bouyahya, A., Abrini, J., Bakri, Y., Dakka, N. (2017). Phytochemical Screening and evaluation of antioxidant and antibacterial activities of *Origanum compactum* extracts. *Phytothérapie.* 15: 379-383.
12. Bouyahya, A., Bakri, Y., Et-Touys, A., Christelle Chadon Assemian, I., Abrini, J., Dakka, N. (2018). *In vitro* antiproliferative activity of selected medicinal plants from the North-West of Morocco on several cancer cell lines. *Eur. J. Integr. Med.* 18: 23-29.
13. Bouyahya, A., Zengin, G., Belmehdi, O., Bourais, I., Chamkhi, I., Taha, D., Benali, T., Dakka, N., Bakri, Y. (2020). *Origanum compactum* Benth., from traditional use to biotechnological applications. *J. Food Biochem.* e13251.
14. Benabid, A. (2000). *Flore et écosystèmes du Maroc. Évaluation et préservation de la biodiversité*, Edition Ibis Press, Paris, 360p.
15. Bakha, M., Al Faiz, C., Daoud, M., El Mtili, N., Aboukhalid, K., Khiraoui, A., Machon, N., Siljak-Yakovlev, S. (2017). Genome size and chromosome number for six taxa of *Origanum* genus from Morocco. *Bot. Lett.* 8107: 1-10.
16. Bellakhdar, J. (1997). *La pharmacopée marocaine traditionnelle. Médecine arabe ancienne et savoir*

- populaire. Paris, Ibis Press, 766p.
17. Ennabili, A., Gharnit, N., El Hamdouni, E.L. (2000). Inventory and social interest of medicinal: aromatic and Honey-plants from Mokrisset region (NW of Morocco). *Stud. Bot.* 19: 57-74.
 18. Padulosi, S. (1997). Oregano: Promoting the conservation and use of underutilized and neglected crops. In: the IPGRI International Workshop on Oregano. 8-12 May 1996, Institute of Plant Genetics and Crop Plant Research, Valenzo (Bari), Italy. 176p.
 19. Aboukhalid, K., Machon, N., Lambourdière, J., Abdelkrim, J., Bakha, M., Douaïk, A., Korbecka-Glinka, G., Gaboun, F., Tomi, F., Lamiri, A., Al Faiz, C. (2017a). Analysis of genetic diversity and population structure of the endangered *Origanum compactum* from Morocco, using SSR markers: Implication for Conservation. *Biol. Conserv.* 212: 172-182.
 20. Bakhy, K., Benlhabib, O., Bighelli, A., Casanova, J., Tomi, F., Al Faiz, C. (2014). Yield and chemical variability of the essential oil isolated from aerial parts of wild *Origanum compactum* Benth From Moroccan Western Rif. *Am. J. Essent. Oils Nat. Prod.* 1: 9-17.
 21. Aboukhalid, K., Lamiri, A., Agacka- Mołdoch, M., Doroszevska, T., Douaïk, A., Bakha, M., Casanova, J., Tomi, F., Machon, N., Al Faiz, C. (2016). Polymorphism of *Origanum compactum* Grown in All Natural Habitats in Morocco. *Chem. Biodivers.* 13: 1126-1139.
 22. Bakha, M., El Mtili, N., Machon, N., Aboukhalid, K., Amchra, F.Z., Khiraoui, A., Gibernau, M., Tomi, F., Al Faiz, C. (2018). Intraspecific chemical variability of the essential oils of Moroccan endemic *Origanum elongatum* L. (Lamiaceae) from its whole natural habitats. *Arab. J. Chem.* 13: 3070-3081.
 23. Mayton, H., Amirkhani, M., Loos, M., Crawford, J., Crawford, R., Hansen, J., Viands, D., Salon, P., Taylor, A. (2019). Evaluation of Switchgrass Genotypes for Cold-Tolerant Seed Germination from Native Populations in the Northeast USA. *Plants.* 8: 394.
 24. Joulain, D., Konig, W.A. (1988). *The Atlas of Spectral Data of Sesquiterpene Hydrocarbons*, E.B.-Verlag.
 25. National Institute of Standards Technology, PC Version 1.7 of the NIST/ EPA/NIH Mass Spectral Library, Perkin Elmer Corporation, Norwalk, Conn, USA, 1999.
 26. Adams, R.P. (2001). *Quadrupole mass spectra of compounds listed in order of their retention time on DB-5. Identification of Essential oils components by gas chromatography/ quadrupole mass spectroscopy.* Allured Publishing Corporation, Carol. Stream, IL, USA. 456.
 27. Adams, R.P. (2007). *Identification of Essential Oils Components by Gas Chromatography/Mass Spectroscopy.* Ed 4, Allured Carol Stream IL.
 28. Gower, J.C. (1971). A general coefficient of similarity and some of its properties. *Biometrics.* 27: 623-637.
 29. Ward, J.H. (1963). Hierarchical grouping to optimize an objective function. *J. Am. Stat. Assoc.* 58: 236-244.
 30. Gerami, F., Rezvani Moghaddam, P., Ghorbani, R., Hassani, A. (2018). Influence of planting date and plant density on morphological characteristics, seed yield and essential oil percentage of oregano (*Origanum vulgare* L.). *J. Appl. Hortic.* 20: 171-176.
 31. Moosavi, G., Seghatoleslami, M., Ebrahimi, A., Fazeli, M. and Jouyban, Z. (2013). The effect of nitrogen rate and plant density on morphological traits and essential oil yield of coriander. *J. Hortic. Sci. Orn. Plants.* 3: 95-103.
 32. Azizi, A., Yan, F., Honermeier, B. (2009). Herbage yield, essential oil content and composition of three oregano (*Origanum vulgare* L.) populations as affected by soil moisture regimes and nitrogen supply. *Ind. Crops Prod.* 29: 554-561.
 33. Morshedloo, M.R., Mumivand, H., Craker, L., Maggi, F. (2017). Chemical composition and antioxidant activity of essential oils in *Origanum vulgare* subsp. *gracile* at different phenological stages and plant parts. *J. Food Process. Preserv.* 42: 1-8.

34. Kumar, J., Abbo, S. (2001). Genetics of flowering time in chickpea and its bearing on productivity in semiarid environments. *Adv. Agron.* 72: 122-124.
35. Ozveren, Yucel., D., Anlarsal, A.E., Yucel, C. (2006). Genetic variability, correlation and Path analysis of yield, and yield components in Chickpea (*Cicer arietinum* L.). *Turk. J. Agric. For.* 30: 183-188.
36. Sharifi, P. (2021). The Effect of Plant Growth Promoting Rhizobacteria (PGPR), Salicylic Acid and Drought Stress on Growth Indices, the Chlorophyll and Essential Oil of Hyssop (*Hyssopus officinalis*). *Biosci. Biotechnol. Res. Asia.* 14: 1033-1042.
37. Yeşil, M., Özcan M.M. (2021). Effects of harvest stage and diurnal variability on yield and essential oil content in *Mentha × piperita* L. *Plant Soil Environ.* 67: 417-423.
38. Laghmouchi, Y., Belmehdi, O., Bouyahya, A., Skali Senhaji, N., Abrini, J. (2020). Does the domestication of *Origanum compactum* (Benth) affect its chemical composition and antibacterial activity?. *Flavour Fragr. J.* 36: 264-271.
39. Arslan, M. (2016). Herbage yield, essential oil content and components of cultivated and naturally grown *Origanum syriacum*. *Sci. Papers Ser. A, Agron. Vol. LIX, ISSN 2285-5785:* 178-182.
40. De Falco, E., Roscigno, G., Iodice, C., Senatore, F. (2013). Phytomorphological and essential oil characterization in situ and ex situ of wild biotypes of oregano collected in the Campania region (Southern Italy). *Chem. Biodivers.* 10: 2078-2090.
41. Aboukhalid, K., Al Faiz, C., Douaik, A., Bakha, M., Kursu, K., Agacka-Mołodoch, M., Machon, N., Tomi, F. & Lamiri, A. (2017b). Influence of Environmental Factors on Essential Oil Variability in *Origanum compactum* Benth. Growing Wild in Morocco. *Chem. Biodivers.* 14: e1700158.
42. Giuliani, C., Maggi, F., Papa, F., Maleci Bini, L. (2013). Congruence of phytochemical and morphological profiles along an altitudinal gradient in *Origanum vulgare* ssp. *vulgare* from Venetian Region (NE Italy). *Chem. Biodivers.* 10: 569-583.
43. Stefanaki, A., Cook, C.M., Lanaras, T., Kokkini, S. (2016). The Oregano plants of Chios Island (Greece): Essential oils of *Origanum onites* L. growing wild in different habitats. *Ind. Crops Prod.* 82: 107-113.
44. Poulou, A.J., Croteau, R. (1978). Biosynthesis of aromatic monoterpenes: conversion of gamma-terpinene to *p*-cymene and thymol in *Thymus vulgaris* L. *Arch. Biochem. Biophys.* 187: 307-314.
45. Crocoll, C., Asbach, J., Novak, J., Gershenzon, J., Degenhardt, J. (2010). Terpene synthases of oregano (*Origanum vulgare* L.) and their roles in the pathway and regulation of terpene biosynthesis. *Plant Mol. Biol.* 73: 587-603.
46. Martínez-Natarén, D.A., Parra-Tabla, V., Dzib, G., Acosta-Arriola, V., Canul-Puc, K.A., Calvo-Irabién, L.M. (2012). Essential oil yield variation within and among wild populations of Mexican oregano (*Lippia graveolens* HBK-Verbenaceae), and its relation to climatic and edaphic conditions. *J. Essent. Oil-Bear. Plants.* 15: 589-601.
47. Mechergui, K., Jaouadi, W., Coelho, J.P., Khouja, M.L. (2016). Effect of harvest year on production: chemical composition and antioxidant activities of essential oil of oregano (*Origanum vulgare* subsp. *glandulosum* (Desf.) Ietswaart) growing in North Africa. *Ind. Crops Prod.* 90: 32-37.
48. Tonk, F.A., Yüce, S., Bayram, E., Giachino, R.R.A., Sönmez, Ç., Telci, I., Furan, M.A. (2010). Chemical and genetic variability of selected Turkish oregano (*Origanum onites* L.) clones. *Plant Syst. Evol.* 288: 157- 165.
49. Gavalas, N.P, Kalburtji, K.L., Kokkini, S., Mamolos, A.P., Veresoglou, D.S. (2011). Ecotypic variation in plant characteristics for *Origanum vulgare* subsp. *hirtum* populations. *Biochem. Syst. Ecol.* 39: 562-569.

Table 1. Origin, sampling location and climate of studied *O. compactum* populations

Region	Accessions	Collection site	Climate
Tangier-Tetouan	TT ₁	Ain Lahcen	Humid
	TT ₂	Khmiss Anjra	Humid
	TT ₃	Khmiss Anjra	Humid
	TT ₄	Melloussa	Humid
Sidi Kacem	SK ₅	Zeggota	Semi-arid
	SK ₆	Tnine Srafeh	Semi-arid
Benslimane	BENS ₇	Bouznika towards Benslimane	Semi-arid
	BENS ₈	Krama forest	Semi-arid
	BENS ₉	Benslimane forest	Sub-humid
	BENS ₁₀	Oued Cherrat	Semi-arid
	BENS ₁₁	Ain dakhla	Sub-humid
	BENS ₁₂	Khatouat	Semi-arid
	BENS ₁₃	Benslimane towards Sidi Yahya Zaer	Semi-arid
	BENS ₁₄ BENS ₁₅	Benslimane towards Rommani Benslimane towards Rommani	Semi-arid Semi-arid
Taouinate	TA ₁₆	Ouartzagh	Sub-humid
	TA ₁₇	Oudka	Humid
	TA ₁₈	Tabouda	Humid
	TA ₁₉	Kissane	Sub-humid
	TA ₂₀	Sidi Mokhfi	Humid
	TA ₂₁	Zrizer	Humid
	TA ₂₂	Timezgana	Humid
	TA ₂₃	Galaz	Sub-humid
	TA ₂₄	Ghafsai	Humid
	TA ₂₅	Beni zeroual	Sub-humid
	TA ₂₆	Beni zeroual	Humid
	TA ₂₇	Bibane	Humid
Chefchaouen	TA ₂₈	Tafrant	Sub-humid
	CHEF ₂₉	Talassemtane	Humid
	CHEF ₃₀	Akchour	Humid
	CHEF ₃₁	Talambote	Humid
	CHEF ₃₂	Akchour	Humid
	CHEF ₃₃	Jbel Meggou	Humid
	CHEF ₃₄	Jbel Tissouka	Per-humid
	CHEF ₃₅	Beni bouhlou	Humid
Ouazzane	CHEF ₃₆	Assifane	Humid
	CHEF ₃₇	Beni Ahmed	Humid
	OUAZ ₃₈	Ain beida	Humid
	OUAZ ₃₉	Brikcha	Sub-humid
	OUAZ ₄₀	Brikcha	Sub-humid
	OUAZ ₄₁	Oued loukouss	Humid
	OUAZ ₄₂	Mokrisset	Sub-humid
	OUAZ ₄₃	Mokrisset	Humid

Table 1 cont.

Region	Accessions	Collection site	Climate
	OUAZ ₄₄	Zoumi	Sub-humid
	OUAZ ₄₅	Zoumi	Sub-humid
	OUAZ ₄₆	Kalaat Bouqorra	Humid
	OUAZ ₄₇	Souk el had	Humid
	OUAZ ₄₈	Ouazzane	Humid
	OUAZ ₄₉	Mokrisset	Humid
	OUAZ ₅₀	Zoumi	Sub-humid
	OUAZ ₅₁	Jabriyine	Sub-humid
	OUAZ ₅₂	Brikcha	Sub-humid
	OUAZ ₅₃	Asjen	Sub-humid
	OUAZ ₅₄	Asjen	Sub-humid
	OUAZ ₅₅	Teroual	Sub-humid
	OUAZ ₅₆	Zghira	Sub-humid
	OUAZ ₅₇	Ain dorij	Sub-humid
	OUAZ ₅₈	Sidi Redouane	Sub-humid
	OUAZ ₅₉	Sidi Redouane	Sub-humid
	OUAZ ₆₀	Sidi Redouane	Sub-humid
	OUAZ ₆₁	Mzefroun	Sub-humid
	OUAZ ₆₂	Bni Qolla	Sub-humid
	OUAZ ₆₃	Mesmouda	Sub-humid
	OUAZ ₆₄	Mesmouda	Sub-humid
	OUAZ ₆₅	Bni Qolla	Sub-humid
	OUAZ ₆₆	Brikcha	Sub-humid
	OUAZ ₆₇	Bab Joughmar	Humid
Azrou	AZ ₆₈	Ranch Adarouch	Sub-humid
	AZ ₆₉	Azrou towards Elhajeb	Humid
	AZ ₇₀	Elhajeb	Sub-humid
Beni Mellal	BM ₇₁	Tassemit	Semi-arid
	BM ₇₂	Ain Aserdoun	Semi-arid
	BM ₇₃	Beni Mellal towards Ksiba	Semi-arid
Khenifra	KH ₇₄	Khenifra towards Oum R'bia	Sub-humid
	KH ₇₅	Arougou	Sub-humid
Rommani	ROM ₇₆	Had Ghoualem	Semi-arid
	ROM ₇₇	Merchouch	Semi-arid
	ROM ₇₈	Merchouch	Semi-arid
	ROM ₇₉	Ain Aouda	Semi-arid
	ROM ₈₀	Gara	Semi-arid
Moulay Driss	MDZ ₈₁	Moussaoua	Semi-arid
Zerhoun	MDZ ₈₂	Moussaoua	Semi-arid
	MDZ ₈₃	Sidi Ali	Semi-arid
Oulmès	OUL ₈₄	Boukachmir	Sub-humid
	OUL ₈₅	Tiddas	Sub-humid
	OUL ₈₆	Sidi Moussa	Sub-humid
	OUL ₈₇	Harcha	Semi-arid
	OUL ₈₈	Ait Ikkou	Semi-arid

Table 2. Descriptive statistics for quantitative agronomic traits among studied *O. compactum* populations

Agronomic parameters	Mean	Minimum	Maximum	Standard deviation	Coefficient of variation%
Biomass productivity(t/ha) (1 st year)	4.2	0.8	9.2	1.5	35.9
Biomass productivity(t/ha) (2 nd year)	5.7	1.8	10.2	1.8	31.0
Dry matter (t/ha) (1 st year)	2.4	1.1	4.3	0.6	25.1
Dry matter (t/ha) (2 nd year)	3.0	1.3	5.0	0.9	27.9
Leaves/stems weight ratio	2.0	0.9	3.6	0.6	29.6
Seeds yield (Kg/ha)	201.0	5.0	945.1	141.2	70.2

Table 3. Cumulative variance of the four major factors obtained from principal component analysis (PCA) based on the main agronomic traits of *O. compactum* accessions

Principal Components				
Agronomic traits	Axe 1	Axe 2	Axe 3	Axe 4
Biomass productivity (1 st year)	0.91	0.09	-0.24	0.06
Biomass productivity (2 nd year)	0.88	0.17	0.03	0.02
Dry matter productivity (1 st year)	0.91	0.09	-0.02	0.04
Dry matter productivity (2 nd year)	0.89	0.21	-0.05	-0.06
Leaves/stems weight ratio	0.46	-0.01	-0.02	0.98
Seeds yield	-0.11	-0.02	0.65	-0.56
Vigor (1 st year)	0.08	0.02	0.85	0.08
Vigor (2 nd year)	0.45	0.58	0.10	-0.22
Diseases incidence	0.20	0.64	0.43	-0.06
Flowering earliness (1 st year)	0.19	0.71	-0.25	-0.03
Flowering earliness (2 nd year)	0.01	0.85	0.02	0.11
% of variance	32.0	18.8	12.8	9.4
Cumulative % of variance	32.0	50.8	63.6	73.0

Table 4. Mean percentages and standard deviations of discriminant agronomic traits of studied Moroccan *O. compactum* accessions

Agronomic traits	Group A	Group B	Group C
Biomass productivity (1 st year) (t/ha)	5.7 ± 1.2	4.7 ± 1.2	3.0 ± 1.3
Biomass productivity (2 nd year) (t/ha)	6.4 ± 1.3	5.3 ± 1.3	4.1 ± 1.8
Dry matter productivity (1 st year) (t/ha)	2.6 ± 0.5	2.4 ± 0.5	1.9 ± 0.5
Dry matter productivity (2 nd year) (t/ha)	3.4 ± 0.5	3.4 ± 0.5	2.2 ± 0.6
Seeds yield (Kg/ha)	159.8 ± 90.5	238.0 ± 201.7	220.1 ± 110.5
Diseases incidence	Good resistance to diseases	Good resistance to diseases	Sensibility to diseases
Flowering eraliness (1 st year)	Late flowering	Moderately late flowering	Very precoce flowering
Flowering eraliness (2 nd year)	Moderately late flowering	Precoce flowering	Very precoce flowering

Table 5. Combined analysis of variance for agronomic traits in *O. compactum* genotypes

	B1	B2	DM1	DM2	LSR	SY	V	FE1	FE2
B1	1								
B2	0.76***	1							
DM1	0.85***	0.70***	1						
DM2	0.75***	0.79***	0.80***	1					
LSR	0.08	0.09	0.07	0.02	1				
SY	-0.10	-0.04	-0.08	-0.05	-0.18*	1			
V	0.18*	0.17*	0.16*	0.17*	0.03	0.11	1		
FE1	-0.25***	-0.24***	-0.26***	-0.28***	0.05	0.21**	-0.11	1	
FE2	-0.27***	-0.26***	-0.29***	-0.26***	0.03	0.24**	-0.10	0.25**	1

B1: Biomass (1st year); B2: Biomass (2nd year); DM1: Dry matter (1st year); DM2: Dry matter (2nd year); LSR: Leaves/stems weight ratio; SY: Seeds yield; V: Vigor; FE1: Flowering eraliness (1st year); FE2: Flowering eraliness (2nd year)

Table 7. Pearson's correlation coefficient (r) between chemical and quantitative agronomic parameters

Parameters	Biomass (1st year)	Biomass (2nd year)	Dry matter (1st year)	Dry matter (2nd year)	PF/PT	Seeds yield
Thymol	0.33*	0.34**	0.33*	0.44***	0.10	-0.03
<i>p</i> -Cymene	0.09	0.06	0.20	0.15	-0.22	-0.35**
γ -Terpinene	0.08	-0.07	0.04	0.11	-0.25	-0.17
Carvacrol	-0.29*	-0.31*	-0.31*	-0.40**	-0.08	0.14
α -Terpineol	0.42***	0.44***	0.40**	0.45***	0.17	-0.17
Carvacryl methyl oxide	0.26*	0.31*	0.35*	0.28*	0.31*	-0.21
EO yield	-0.24*	-0.29*	-0.25*	-0.27*	0.11	-0.09

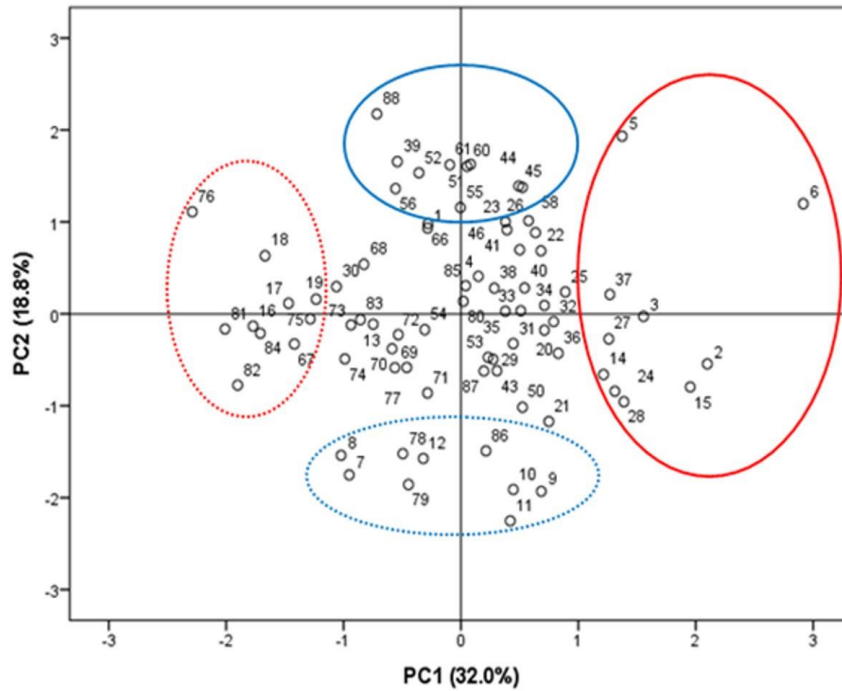


Figure 1. Principal Component Analysis (PCA) of *O. compactum* genotypes, based on all agronomic traits, according to the first two principal components (PC1 and PC2)

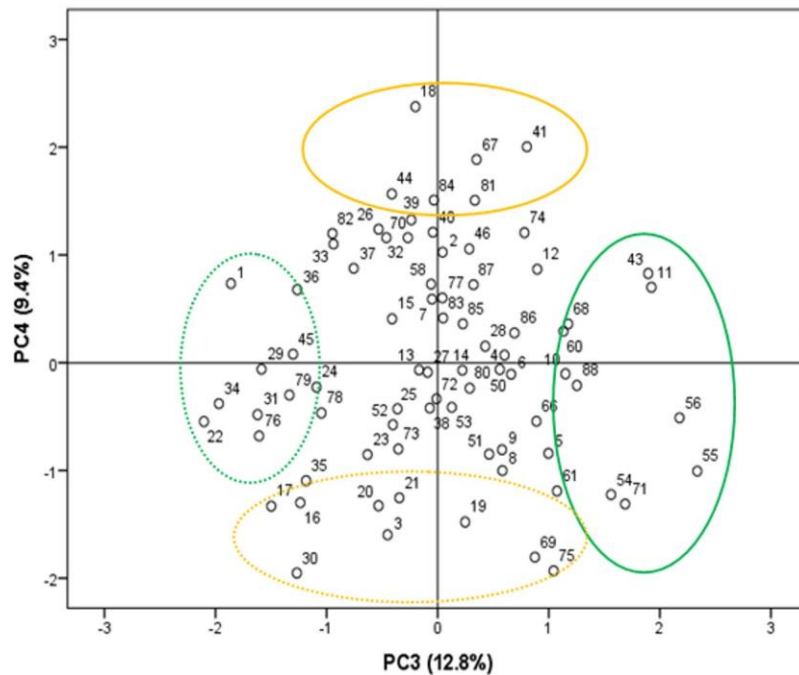


Figure 2. Principal Component Analysis (PCA) of *O. compactum* genotypes, based on all agronomic traits, according to the principal components PC3 and PC4

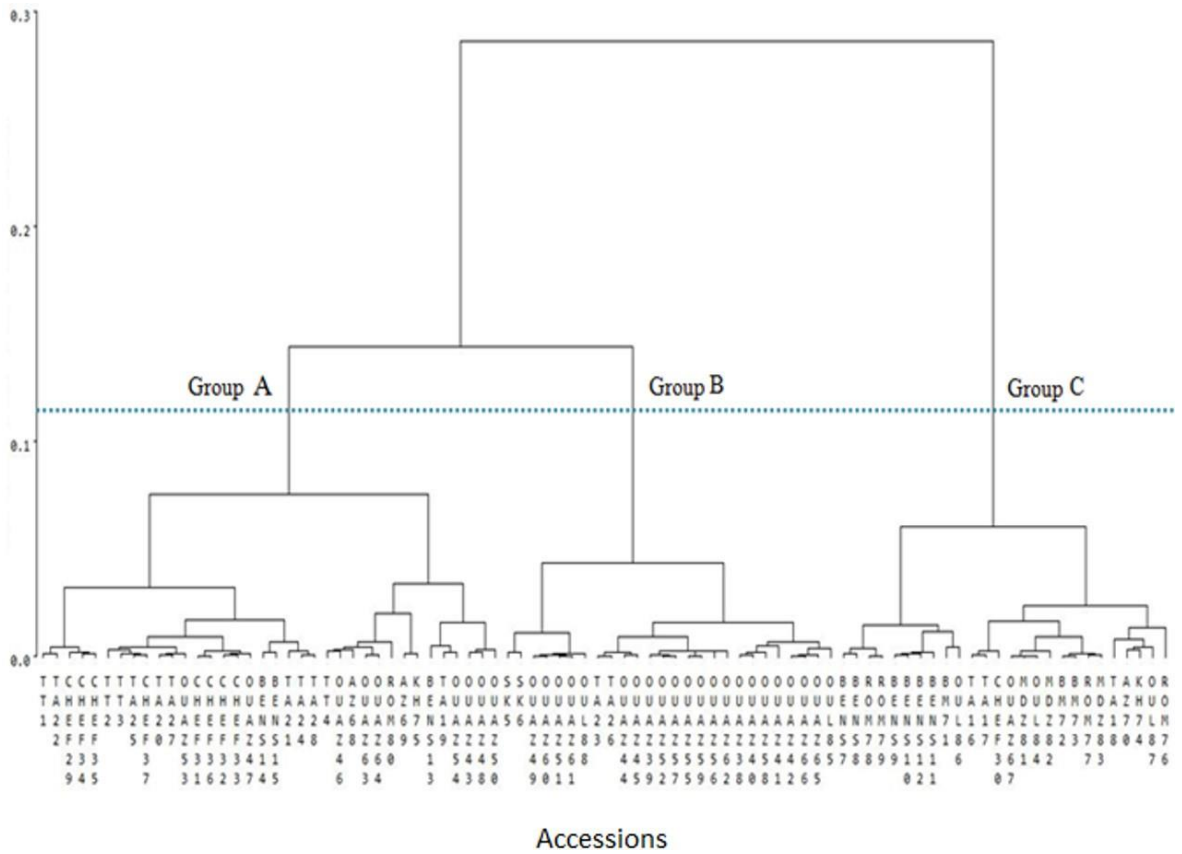


Figure 3. Dendrogram of the Hierarchical Cluster Analysis (HCA) representing agronomic traits similarity relationships among *O. compactum* accessions

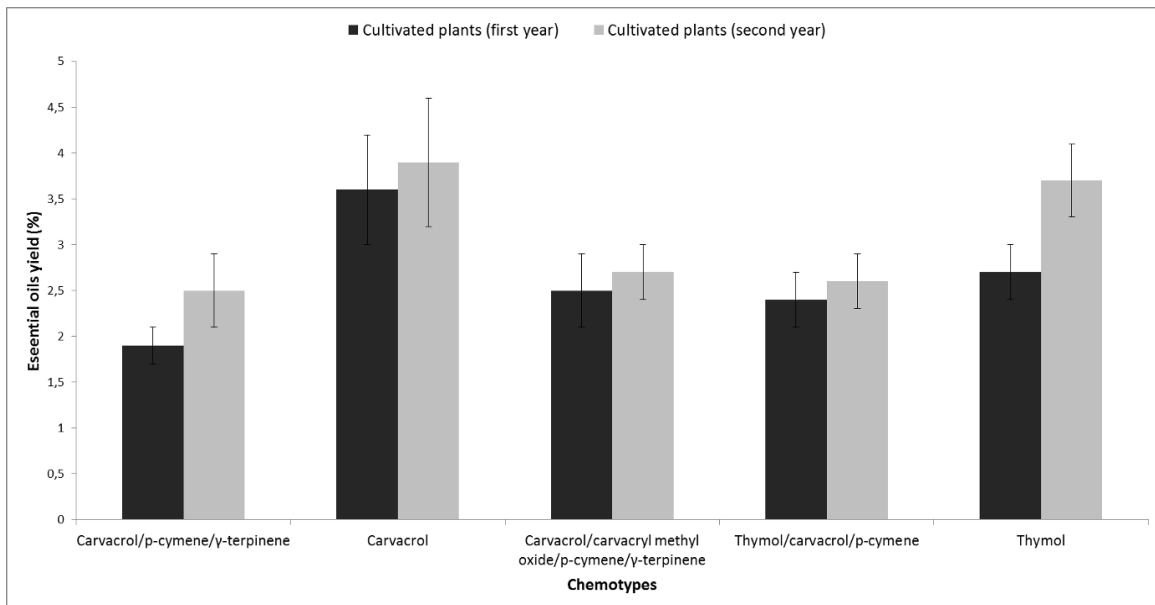


Figure 4. Yields (% on dry weight basis) of *O. compactum* EOs for each chemotype

Table 6. Percentage of the main constituents of *O. compactum* essential oils.

RT: Retention Time; RI: Retention index determined on the apolar column (BP-1); RI lit: retention index from literature ; tr: Traces (<0.01)

Compounds	RT	RI	RI _{lit}	Content (%)														
				Chemotype: carvacrol/ <i>p</i> -cymene/ γ -terpinene			Chemotype: carvacrol			Chemotype: carvacrol, carvacyl methyl oxide, <i>p</i> -cymene and γ -terpinene			Chemotype: thymol, carvacrol, <i>p</i> -cymene			Chemotype: thymol		
				Wild	Cultivated (1 st year)	Cultivated (2 nd year)	Wild	Cultivated (1 st year)	Cultivated (2 nd year)	Wild	Cultivated (1 st year)	Cultivated (2 nd year)	Wild	Cultivated (1 st year)	Cultivated (2 nd year)	Wild	Cultivated (1 st year)	Cultivated (2 nd year)
α -Thujene	15.35	925	924	1.1± 0.4	0.9±0.4	0.8±0.3	0.3±0.3	0.5±0.3	0.4±0.2	0.1±0.1	0.9±0.4	0.9±0.4	0.2±0.2	0.6±0.4	0.7±0.4	0.4±0.4	0.9±0.3	0.4±0.3
α -Pinene	15.79	934	932	0.4±0.2	0.5±0.2	0.5±0.2	0.1±0.2	0.4±0.2	0.4±0.2	0.1±0.0	0.5±0.2	0.5±0.2	0.1±0.1	0.4±0.2	0.4±0.2	0.2±0.2	0.5±0.1	0.4±0.1
Camphene	16.53	947	946	0.1±0	0.1±0.0	0.1±0.0	tr	tr	0.1±0.0	tr	0.1±0.0	0.1±0.0	tr	0.1±0.0	0.1±0.0	0.1±0.2	0.1± 0.0	0.1± 0.0
1-Octen-3-ol	17.49	962	974	0.3±0.2	0.9±0.7	0.8±0.4	0.5±0.4	0.8±0.4	0.5±0.3	0.6±0.3	1.2±0.7	1.2±0.7	0.6±0.3	1.1±0.6	1.1±0.7	0.4±0.3	1.0±1.0	1.0±0.7
3-Octanone	17.62	965	979	0.5±0.3	0.7±0.7	1.1±0.7	0.5±0.3	1.0±1.1	0.3±0.2	1.2±0.6	1.0±0.4	1.0±0.4	0.9±0.6	1.3±0.7	0.9±0.4	0.7±0.3	0.8±0.8	0.6±0.3
β -Pinene	18.05	974	974	0.1±0	0.1±0.0	0.3±0.4	tr	0.1±0.0	0.1±0.0	tr	0.1±0	0.1±0.1	tr	0.1±0.0	0.1±0.0	tr	0.1±0	0.1±0
3-Octanol	18.52	979	993	tr	0.2±0.3	0.3±0.2	tr	0.4±0.6	0.1±0.2	tr	0.5±0.3	0.5±0.3	tr	0.5±0.4	0.2±0.2	tr	0.1±0.1	0.1±0
Myrcene	18.64	984	988	0.7±0.4	1.1±0.6	0.9±0.4	0.4±0.5	0.6±0.3	0.5±0.4	0.2±0.1	1.0±0.5	1.0±0.5	0.2±0.2	0.7±0.6	0.8±0.6	0.5±0.4	1.3±0.5	0.6±0.4
α -phellandrene	19.57	1000	1002	0.1±0.1	0.1±0.1	0.1±0.1	0.1±0.3	tr	tr	tr	0.1±0.1	0.1±0.1	tr	0.1±0.1	0.1±0.1	0.1±0.1	0.1±0.1	0.1±0.0
3-Carene	20.08	1008	1008	0.1	0.1±0	0.1±0	tr	0.1±0.1	0.1±0.2	tr	0.1±0	0.1±0.0	tr	0.1±0.1	0.1±0.1	tr	0.1±0	tr
α -Terpinene	20.34	1011	1014	2.2±0.9	1.5±0.8	1.0±0.4	0.7±0.6	0.6±0.3	0.5±0.5	0.4±0.3	1.1±0.5	1.1±0.5	0.5±0.5	0.8±0.6	1.9±1.5	1.1±0.8	1.7±0.7	0.8±0.3
<i>p</i> -Cymene	20.56	1014	1020	21.9±7.3	8.5±6.3	7.3±3.8	6.3±3.7	9.0±4.5	8.8±2.7	27.7±4.7	15.2±6.4	10.9±6.6	20.9±7.5	10.5±6.7	9.9±7.3	12.9±6.3	15.4±4.2	8.9±2.5
Limonene	21.09	1024	1029	tr	0.4±0.1	0.3±0.1	0.2±0.3	0.2±0.1	0.2±0.1	tr	0.4±0.1	0.4±0.1	0.1±0.1	0.3±0.2	0.3±0.2	0.2±0.2	0.4±0.1	0.2±0.1
β -Phellandrene	22.11	1031	1025	tr	-	-	tr	-	-	tr	-	-	tr	-	-	tr	-	-
γ -Terpinene	22.90	1051	1054	23.0±5.5	9.4±7.2	5.4±2.5	6.1±4.7	2.6±1.6	2.9±2.5	13.3±6.1	6.1±3.6	6.6±3.2	11.5±4.8	4.1±3.5	7.3±7.1	12.2±8.2	11.1±4.7	4.4±3.3
trans-Sabinene hydrate	23.16	1054	1060	0.1±0.2	0.6±0.2	0.7±0.3	0.9±0.5	0.7±0.4	0.6±0.5	0.2±0.1	0.6±0.2	0.6±0.2	0.8±0.3	0.5±0.4	0.6±0.3	0.9±0.2	0.6±0.3	0.7± 0.5
Terpinolene	24.12	1072	1086	0.7±0.4	1.9±0.6	-	tr	-	-	0.7±0.2	-	-	tr	-	-	tr	-	-
Linalool	25.12	1085	1095	tr	-	1.8±0.7	1.5±0.9	2.5±0.9	1.6±0.7	2.1±1.1	2.0±0.8	2.0±0.9	2.2±0.8	1.8±0.8	2.0±0.5	1.0±0.4	2.0±0.9	2.5±0.5
Camphor	27.63	1140	1141	1.1±0.5	0.3±0.2	-	tr	-	-	0.2±0.1	-	-	tr	-	-	tr	-	-
Borneol	29.50	1149	1165	0.2±0.1	0.7±0.4	0.2±0.1	0.1±0.1	0.2±0.1	0.3±0.1	0.2±0.1	0.2±0.1	0.2±0.1	0.3±0.1	0.2±0.2	0.2±0.1	0.2±0.3	0.2±0.1	0.2±0.1
Terpinen-4-ol	30.35	1164	1174	tr	-	0.7±0.2	0.3±0.2	0.8±0.4	0.8±0.4	tr	0.8±0.5	0.8±0.5	0.3±0.1	1.0±0.6	0.8±0.3	0.3±0.1	0.7±0.3	0.9±0.2
α -Terpineol	31.16	1173	1186	2.3±2.6	1.3±2.1	4.4±3.9	1.2±1.2	1.9±2.2	0.4±0.3	7.9±2.9	5.3±3.4	5.1±3.1	2.3±3.0	8.2±6.0	12.7± 2.7	2.6±3.1	2.1±2.4	1.3±1.4
Thymyl methyl oxide	33.41	1230	1232	0.4±0.8	tr	-	tr	tr	0.1±0.1	tr	0.1±0.2	0.1±0.2	0.1±0.1	0.1±0.1	0.1±0.4	tr	tr	0.2±0.4
Carvacyl methyl oxide	34.63	1226	1241	0.3±0.6	0.9±2.5	6.1±5.7	0.9±2.7	2.7±4.0	1.0±2.7	13.9±6.3	10.5±4.3	11.4±2.3	0.9±0.4	7.2±2.3	6.2±2.8	tr	1.1±1.7	0.9±1.6
Thymol	37.70	1268	1289	0.6±0.8	0.3±0.1	0.5±0.2	0.1±0.1	0.7±0.5	0.4±0.2	0.1±0.1	0.4±0.2	0.5±0.2	30.2±9.7	33.8±7.2	39.4±7.6	59.2±8.5	54.2±8.2	69.3±5.7
Carvacrol	38.09	1279	1298	40.9±12.1	66.0±14.8	63.4±6.1	77.0±6.5	71.2±9.2	76.9±5.4	27.2±4.9	48.8±8.6	51.7±8.9	21.2±11.1	21.9±3.5	35.9±4.7	4.6±2.1	2.7±1.8	3.7±1.5
(<i>E</i>)- β -caryophyllene	46.94	1417	1423	0.8±0.6	1.0±0.4	1.2±0.3	0.5±0.6	0.8±0.5	0.6±0.2	0.7±0.5	1.0±0.5	0.9±0.4	0.6±0.4	1.8±1.5	0.8±0.6	0.6±0.5	0.7± 0.2	0.6±0.2
α -Humulene	48.93	1452	1452	tr	tr	0.1±0.0	tr	tr	tr	tr	tr	tr	tr	0.1±0.1	tr	tr	tr	tr
β -Bisabolene	52.04	1501	1506	tr	tr	tr	tr	tr	tr	tr	tr	tr	tr	tr	tr	tr	tr	tr
Caryophyllene oxide	55.95	1516	1582	0.2±0.2	0.1±0.1	0.5±0.2	0.2±0.3	0.3±0.4	0.3±0.3	0.8±1.0	0.2±0.3	0.3±0.3	0.7±0.7	0.6±1.3	0.3±0.3	0.1± 0.2	0.1±0.1	0.3±0.2
Monoterpene hydrocarbons				42.4-67.6	4.5-43.2	12.5-34.9	5.6-25.6	7.4-26.4	7.1-29.6	13.4-35.5	7.5-44.0	5.8-40.2	12.8-29.3	2.1-36.7	1.3-24.7	8.8-47.6	19.4-48.7	7.4-26.0
Oxygenated monoterpenes				30.7-54.9	53.8-93.6	62.5-84.1	72.7-92.1	71.4-90.2	67.8-90.0	60.7-82.5	53.0-59.8	58.0-92.7	65.2-84.7	59.9-93.5	61.9-83.6	51.0-89.7	48.8-76.1	71.1-89.3
Sesquiterpene hydrocarbons				0.1-2.2	0.6-2.0	0.9-1.7	0.1-1.7	0.4-2.1	0.3-1.1	0.2-1.5	0.5-5.9	0.5-1.4	0.0-1.9	0.3-2.0	0.2-2.0	0.2-1.9	0.4-1.1	0.2-0.9
Oxygenated sesquiterpenes				0.1-0.	0.0-0.2	0.2-1.1	0.0-1.0	0.1-1.4	0.1-0.8	0.1-2.4	0.1-4.2	0.0-0.9	0.0-3.1	0.0-0.9	0.0-0.8	0.0-0.5	0.0-0.2	0.0-0.7
Total identified [%]				95.3-99.4	95.2-99.2	97.9-98.9	95.4-99.6	97.1-99.0	96.7-99.3	95.4-98.6	95.0-98.7	97.7-99.6	95.9-99.1	97.0-99.2	95.0-99.9	97.0-99.2	97.0-99.2	97.0-99.0