



**HAL**  
open science

## Does visual experience shape body schema ?

Shahzad Iqra, Occelli Valeria, Mouraux André, Collignon Olivier

► **To cite this version:**

Shahzad Iqra, Occelli Valeria, Mouraux André, Collignon Olivier. Does visual experience shape body schema?. International Multisensory Research Forum (IMRF), Jul 2022, Ulm, Germany. hal-04209536

**HAL Id: hal-04209536**

**<https://hal.science/hal-04209536v1>**

Submitted on 18 Sep 2023

**HAL** is a multi-disciplinary open access archive for the deposit and dissemination of scientific research documents, whether they are published or not. The documents may come from teaching and research institutions in France or abroad, or from public or private research centers.

L'archive ouverte pluridisciplinaire **HAL**, est destinée au dépôt et à la diffusion de documents scientifiques de niveau recherche, publiés ou non, émanant des établissements d'enseignement et de recherche français ou étrangers, des laboratoires publics ou privés.

Shahzad I.\*<sup>1,2</sup>, Occelli V.\*<sup>3</sup>, Mouraux A.<sup>1</sup>, Collignon O.<sup>1,2,4,5</sup>

(1) Institute of Neuroscience (IoNS), Université Catholique de Louvain (2) Institute of Research In Psychological Sciences (IPSY), Université Catholique de Louvain  
 (3) Department of Psychology, Edge Hill University (4) HES-SO Valais-Wallis, The Sense Innovation and Research Center (5) Center for Mind/ Brain Sciences (CIMeC), University of Trento

## Introduction

**The representation of touch on our body is not veridical.** For instance, tactile distances across the limb (mediolateral) are always perceived as larger than those running along the limb (proximodistal).

This tactile anisotropy reflects distortions in body-shape representation, such that the arms are perceived wider than they are.

This anisotropy of tactile distance perception is hypothesized to be modulated by the visual experience of the body, in addition to tactile acuity.

To causally test the role of visual experience on body map representation, we compared tactile distance perception in sighted and congenitally blind people.

## Materials and Method

- 17 Sighted Control (SC) and 19 Early Blind (EB) participants
- 12 blocks of trials: Body Part(Arm, Wrist, Hand) X Surface(Dorsal, Ventral) X 2
- 5 types of stimuli X 4 repetitions = 20 trials per block
- Stimulus pairs = Mediolateral vs. proximodistal axes: 2:4,2:3,3:3,3:2,4:2 cm
- Task: "Which one is larger, first or second?"
- Measured Points-of-Subjective-Equality (PSEs)



Fig 1. Tactile stimuli

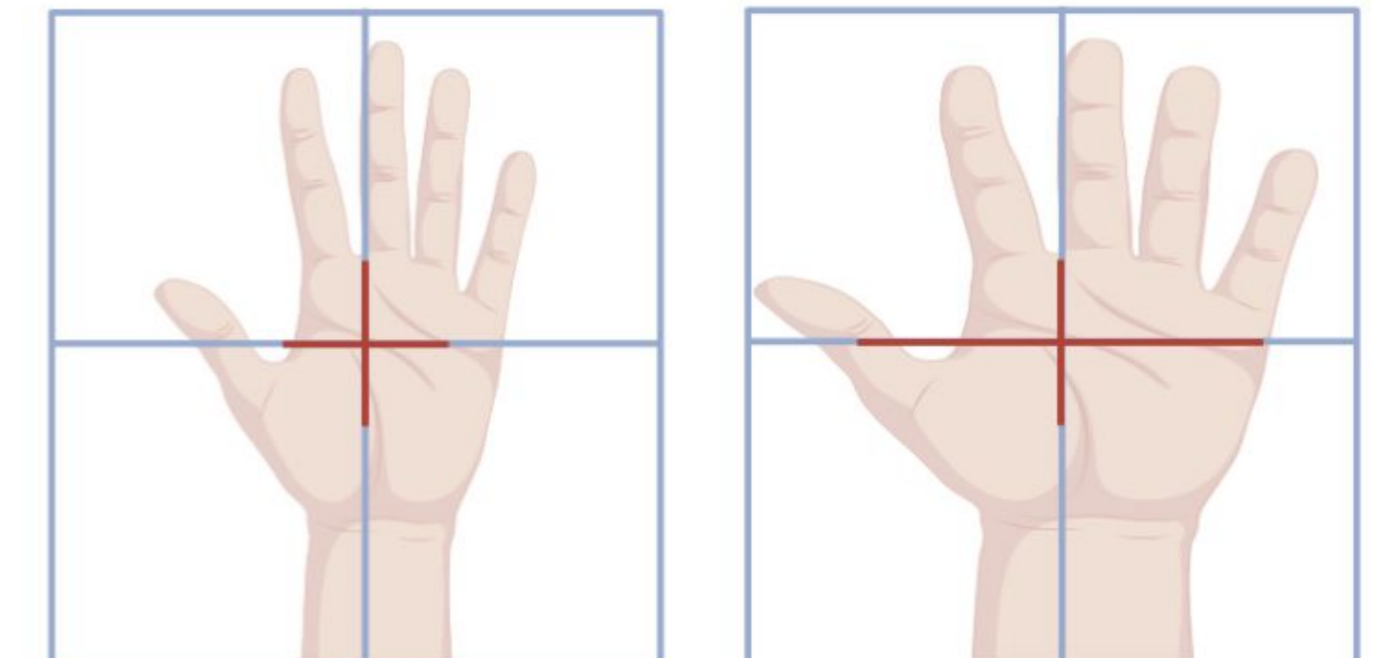


Fig 2. ML distances are perceived larger than PD distances

## Results

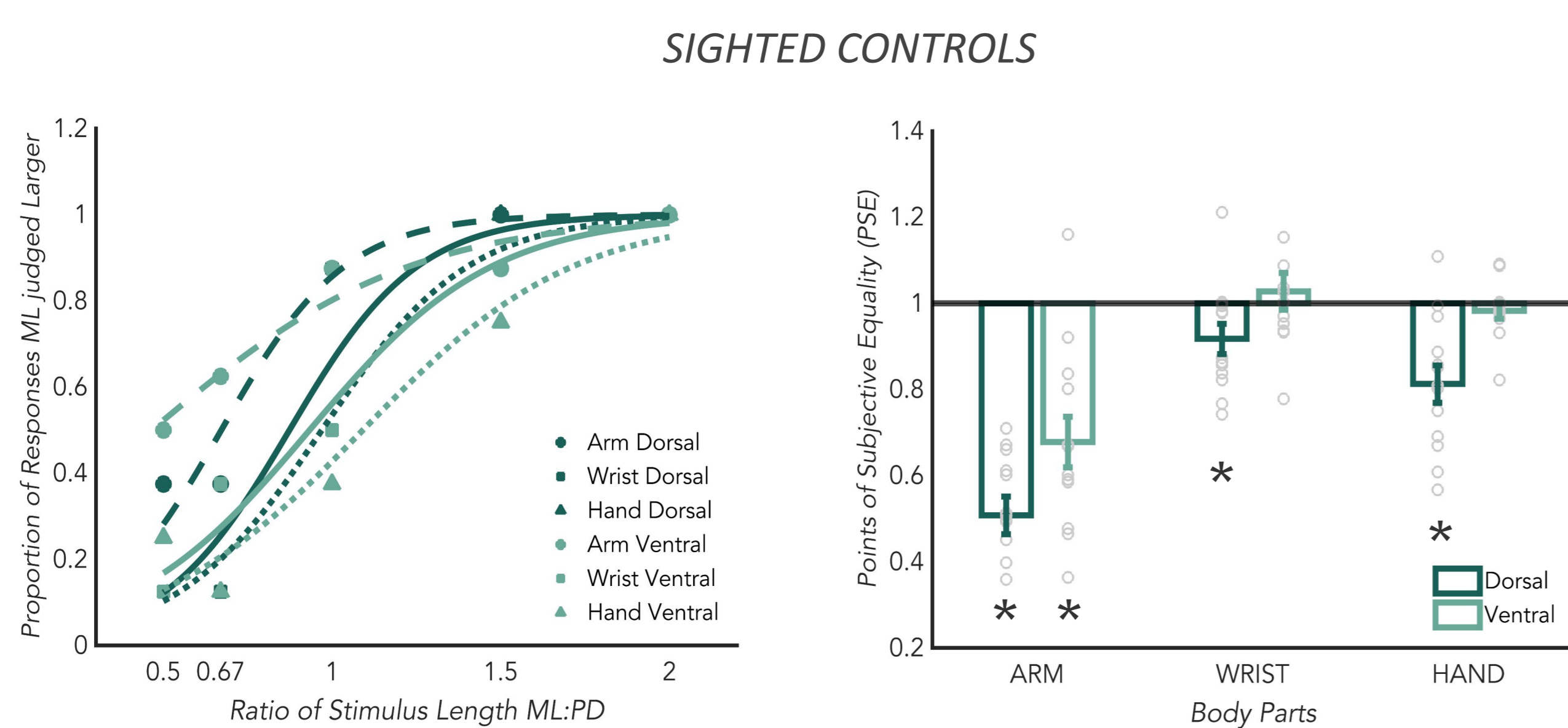


Fig 3. (A) Psychometric curve fit for the different skin locations on one participant in the group SC (B) PSE for the group SC split between the dorsal and ventral surfaces. It is defined as the point at which the psychometric curve crosses the y-axis at 0.5 for each participant.

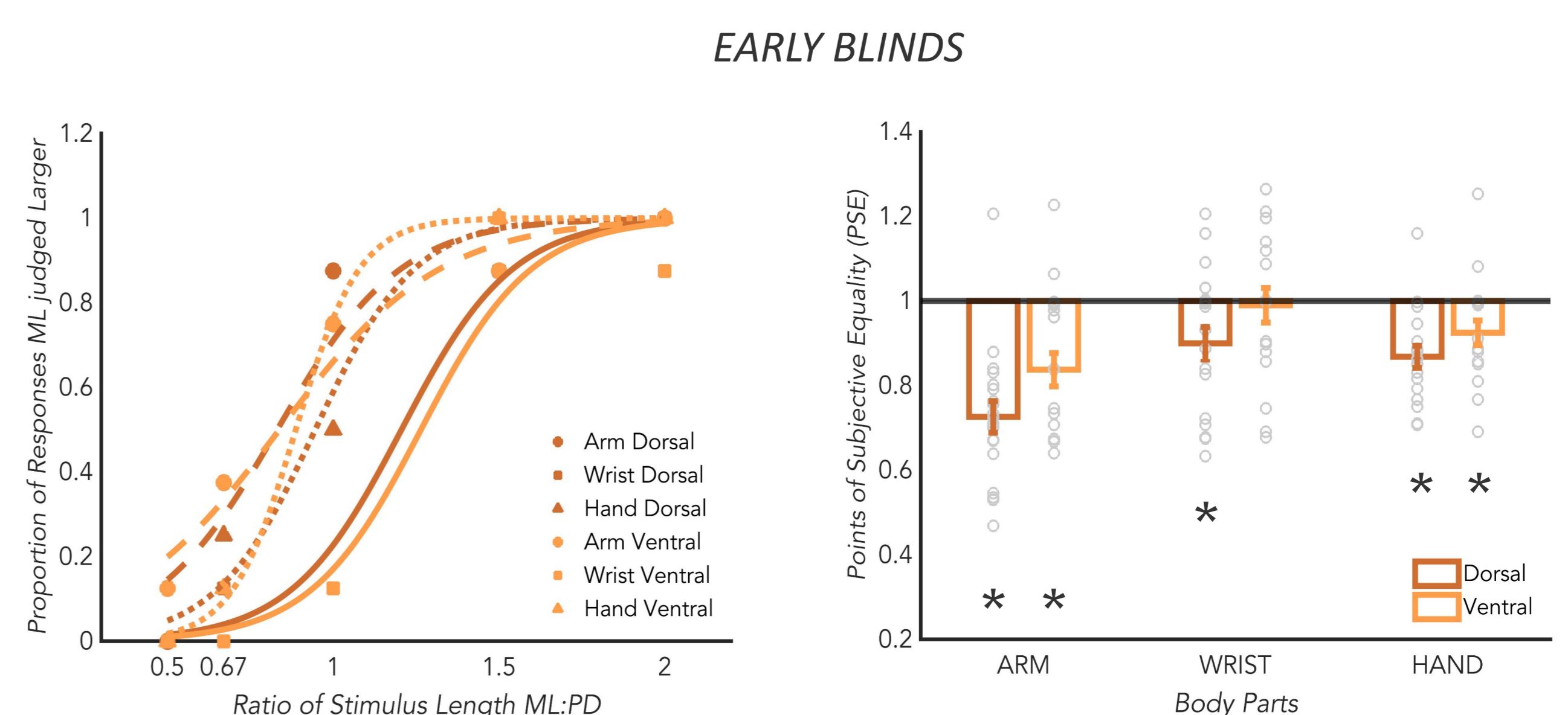


Fig 4. (A) Psychometric curve fit for the different skin locations on one participant in the group EB (B) PSE for the group EB split between the dorsal and ventral surfaces. It is defined as the point at which the psychometric curve crosses the y-axis at 0.5 for each participant.

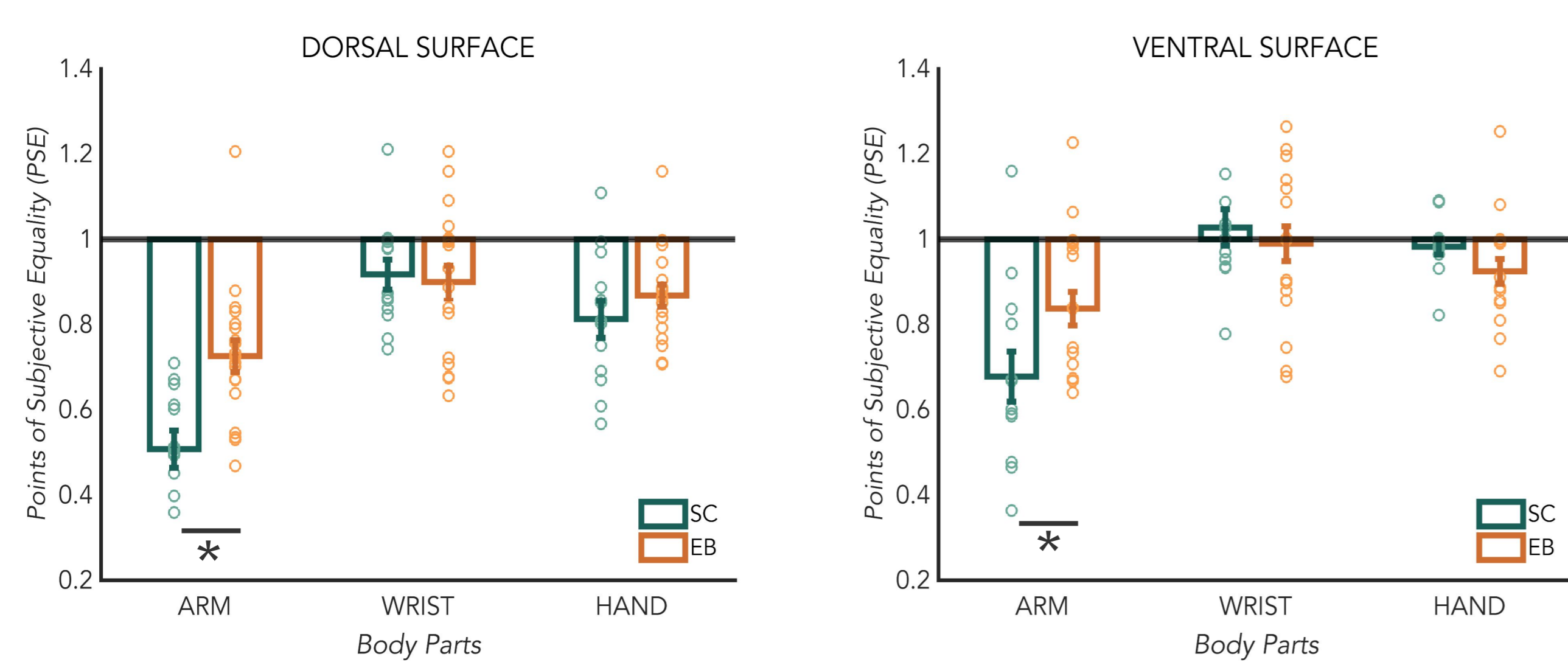


Fig 5. Points of subjective equality (PSEs) for Arm, Wrist and Hand, split between the (A) Dorsal and (B) Ventral surfaces. PSE values below 1 represent more bias towards ML being perceived to be larger than PD. PSE values equal to 1 show veridical responses.

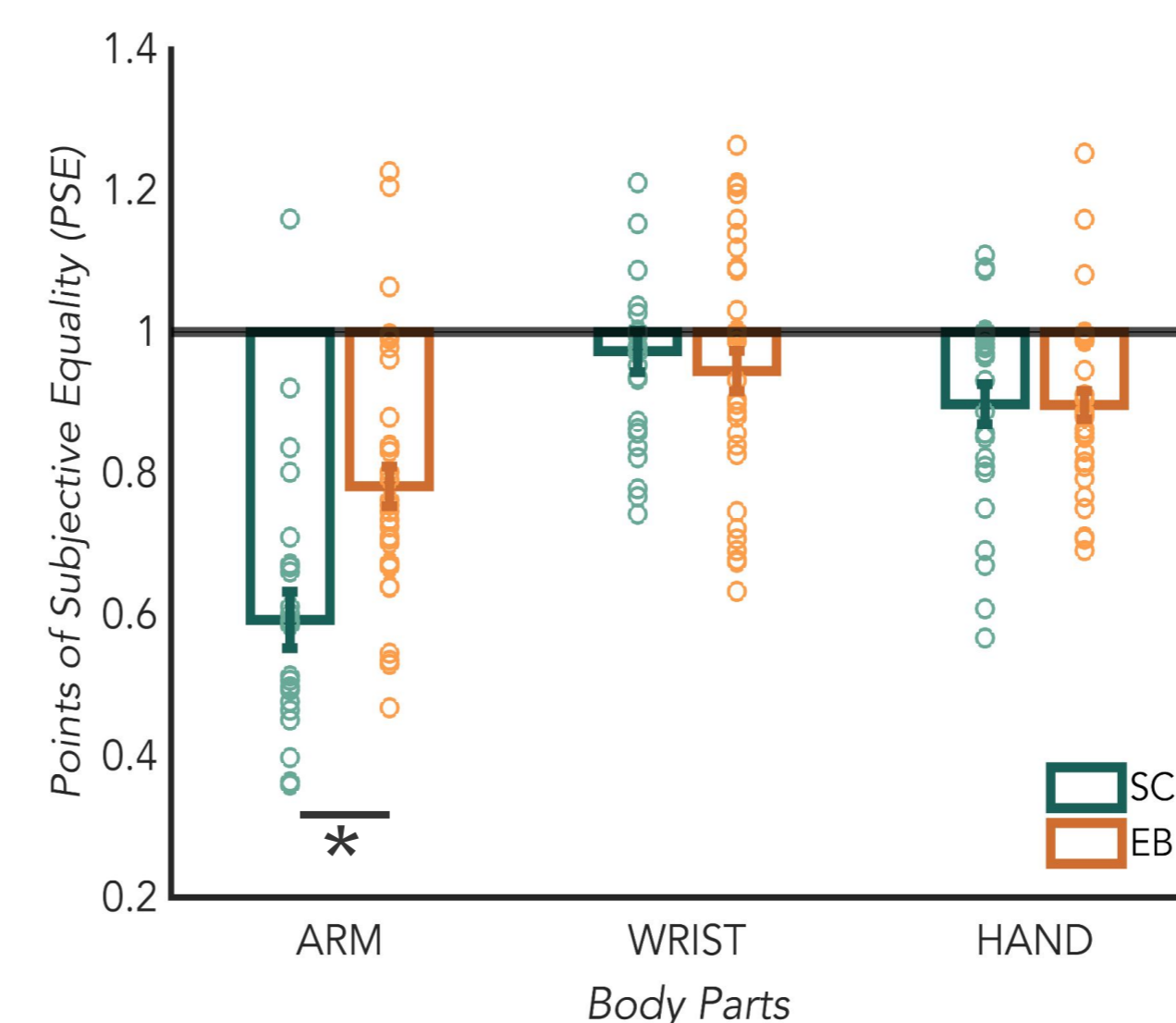


Fig 6. Points of subjective equality (PSEs) for Arm, Wrist and Hand collapsed over the Dorsal and Ventral surfaces.

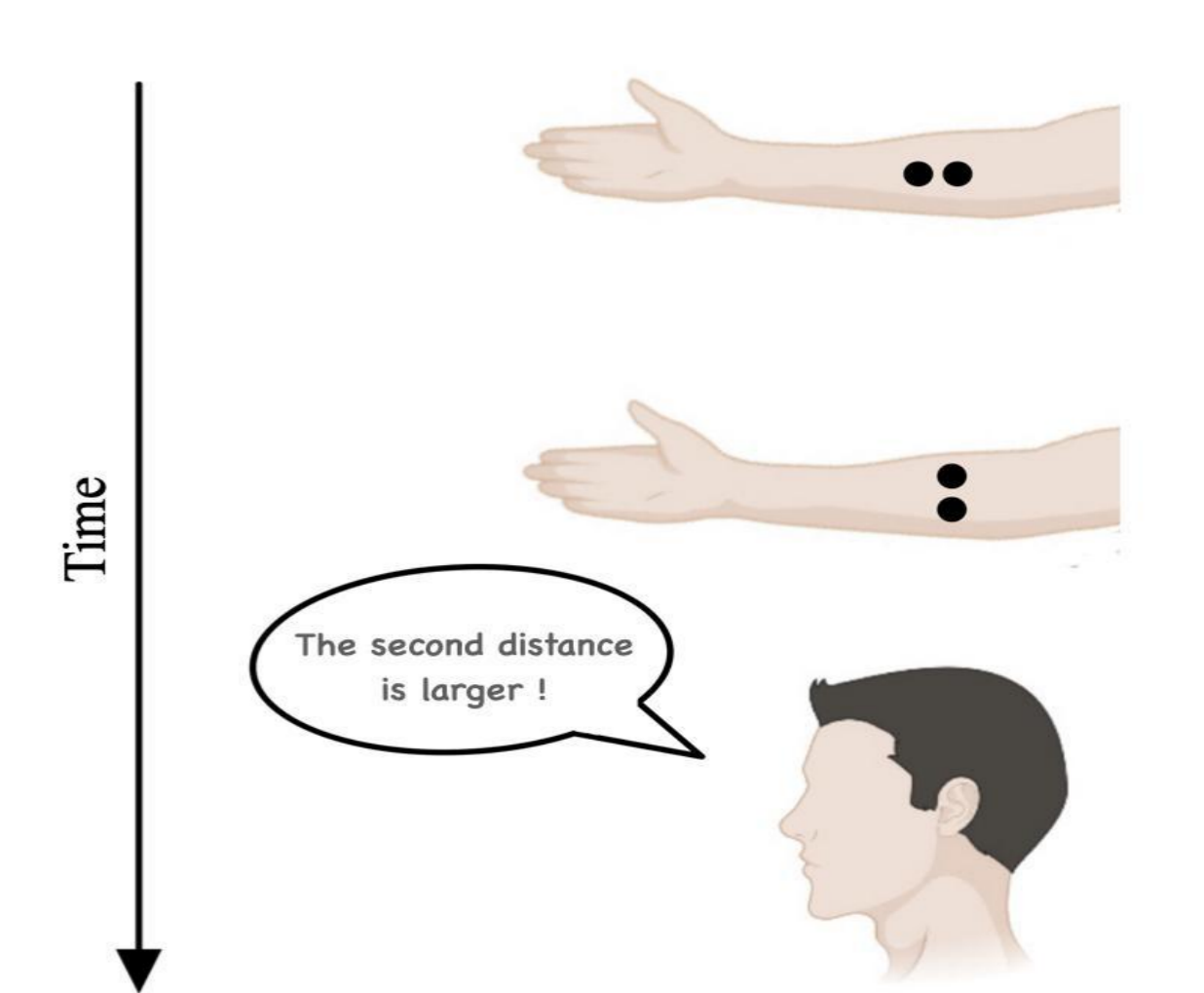


Fig 7. Schematic representation of the experiment showing that ML distances are perceived larger than PD distances

## Conclusions

Tactile anisotropies are present in both sighted and early blind individuals. **This suggests that the body is generally perceived wider and this phenomenon is independent of visual experience.**

The anisotropies are modulated by vision only on arms and not on hands, since blind people showed lowered anisotropy than sighted people only on arms.

**This suggests that vision is partially modulating body schema.**

## References

- Longo, M.R. and Haggard, P., 2011. Weber's illusion and body shape: anisotropy of tactile size perception on the hand. *Journal of Experimental Psychology: Human Perception and Performance*, 37(3), p.720.
- Taylor-Clarke, M., Jacobsen, P. and Haggard, P., 2004. Keeping the world a constant size: Object constancy in human touch. *Nature neuroscience*, 7(3), pp.219-220.

## Acknowledgement



This project has received funding from the European Union's Horizon 2020 Research and Innovation Program under Marie Skłodowska-Curie Actions ITN Grant Agreement No. 860114 (Project multiTOUCH); the ERC starting grant MADVIS (Project: 337573) awarded to O.C., the Belgian Excellence of Science (EOS) program (Project No. 30991544) awarded to O.C., the Marie Skłodowska-Curie Grant Agreement No. 701250 awarded to V.O..