



**HAL**  
open science

## Development of high throughput miniaturized robotic platforms for metabolism investigations of microorganisms

Cécilia Bergès, Edern Cahoreau, Lindsay Peyriga, Stephanie Heux, Floriant Bellvert, Jean-Charles Portais

### ► To cite this version:

Cécilia Bergès, Edern Cahoreau, Lindsay Peyriga, Stephanie Heux, Floriant Bellvert, et al.. Development of high throughput miniaturized robotic platforms for metabolism investigations of microorganisms. Biosynsys, Jul 2023, Toulouse, France. hal-04207380

**HAL Id: hal-04207380**

**<https://hal.science/hal-04207380>**

Submitted on 14 Sep 2023

**HAL** is a multi-disciplinary open access archive for the deposit and dissemination of scientific research documents, whether they are published or not. The documents may come from teaching and research institutions in France or abroad, or from public or private research centers.

L'archive ouverte pluridisciplinaire **HAL**, est destinée au dépôt et à la diffusion de documents scientifiques de niveau recherche, publiés ou non, émanant des établissements d'enseignement et de recherche français ou étrangers, des laboratoires publics ou privés.



# Development of high throughput miniaturized robotic platforms for metabolism investigations of microorganisms



Cécilia Bergès<sup>1,2</sup>, Edern Cahoreau<sup>1,2</sup>, Lindsay Peyriga<sup>1,2</sup>, Stéphanie Heux<sup>1</sup>, Floriant Bellvert<sup>1,2</sup> and Jean-Charles Portais<sup>1,2,3</sup>

1 : TBI, Université de Toulouse, CNRS, INRAE, INSA, Toulouse. France

2 : MetaToul-MetaboHUB, National Infrastructure of Metabolomics & Fluxomics (ANR-11-INBS-0010)

3 : RESTORE, Université Toulouse III - Paul Sabatier, EFS, Institut National de la Santé et de la Recherche Médicale, Centre National de la Recherche Scientifique

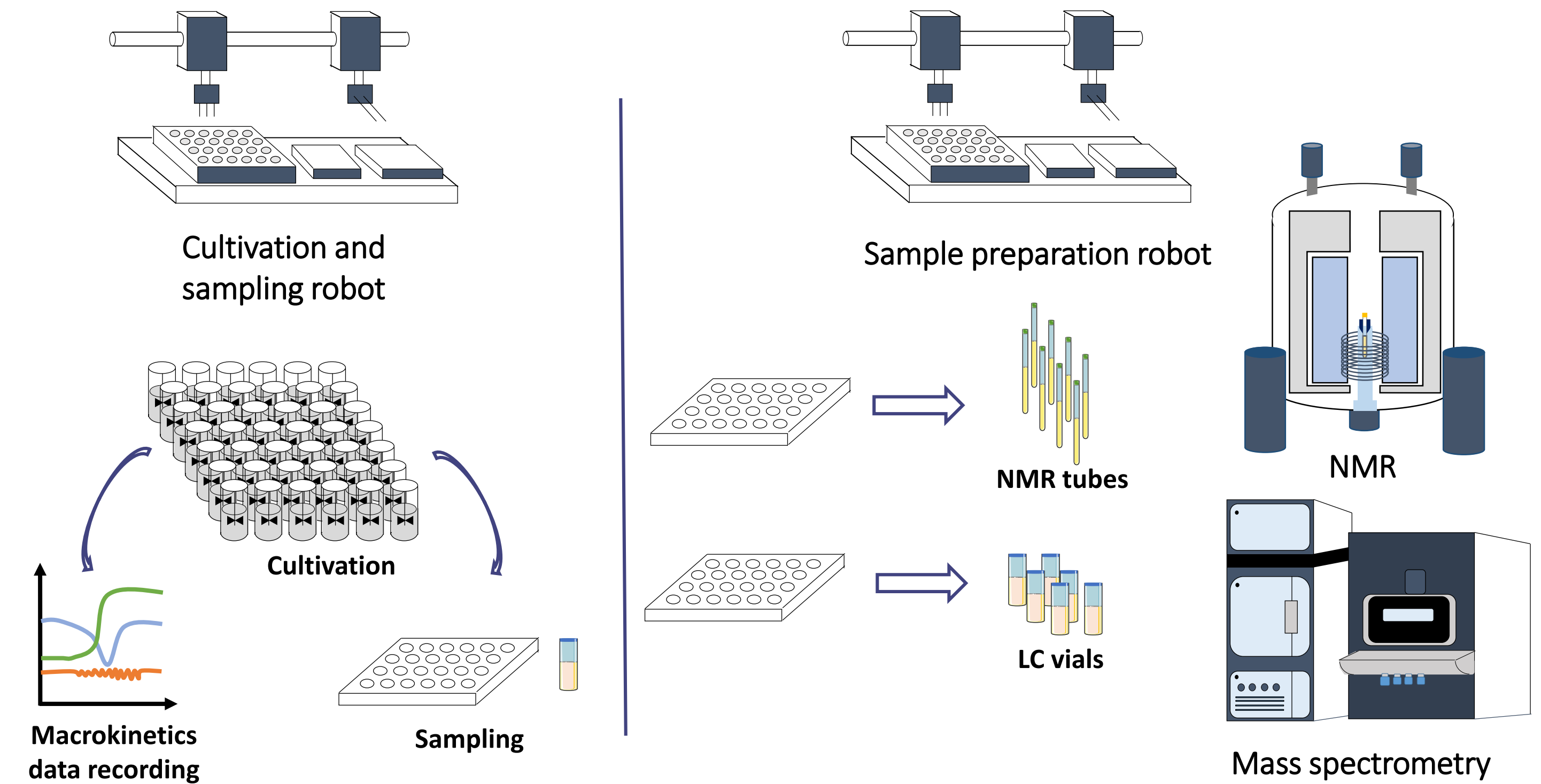
## Context : MetaboHUB MetaToul platform : Robotic facilities

High-throughput (HT) omics approaches enable the large scale analysis of metabolism and its regulation. Among those, fluxomics (metabolic flux analysis) aims at measuring the actual rates of biochemical reactions in metabolic networks.

MetaToul develops and provides to the community a full methodological framework for high-throughput (HT) metabolism investigation applicable to a broad range of micro-organisms and applications. It includes experiment design and bioinformatical tools, analytical platforms (MS and NMR), and robotic platforms for cultivation and sample preparation.

In this poster, you'll find a focus on the possibilities offered by our two robotic platforms :

- An automated, high-throughput cultivation and sampling workstation that allows to perform robust and HT metabolomics and fluxomics investigations in controlled physiological conditions.
- An sample preparation workstation for low-volume handling or small-quantity samples in order to analyze matrices for which we have few amounts available or to concentrate classical samples and have access to minority metabolites.




## Robotic platform for cultivation and sampling

### 1 – Cell cultivations and tubes transfer



Eight-channel Liquid Handling Arm

48 monitored and controlled bioreactors




Pick and Place Arm




Robotic Manipulator arm


### 2 – Sampling devices



Heating module



Cooling module



Centrifuge



Filtration module


This robotic platform has the capability to run 48 cultivations in parallel and monitor pH, O<sub>2</sub> and OD<sub>600</sub> (optical density). This system also runs fully automated metabolite harvesting and extraction for downstream analyses.

## Robotic platform for miniaturized sample preparation

### 1 – Pipetting system for small volumes (3 – 485 µL)




8 x 500 µL syringes




classical needles

1mm needles

### 2 – Miniaturized devices



RoMa arm with centric grippers  
PnP arm



NMR Tube Racks Cooling Carrier



Troughs cooling carrier

Customized Inserts for SBS format

LiHa arm with downholder

Module SPE SBS format

This robotic platform is capable of handling a complete range of sample racks (NMR tubes, vials, multi-well plates, vials, cryotubes, etc.), as well as carrying out various types of manipulation such as dilution, aliquoting, addition of buffer and internal standard, all while ensuring traceability of all samples.

## APPLICATIONS OF AUTOMATIC HIGH THROUGHPUT WORKFLOW

### Monitoring physiology

- 48 cultivations in parallel
- Monitoring of :
  - OD600 every 10 min
  - pH and pO<sub>2</sub> every 1 min
- Collection of 48 culture medium all along the cultivation kinetic
- NMR analysis to determine by-products production/consumption

### HT Quantitative metabolomics

- 48 cultivations in parallel
- Monitoring of :
  - OD600 every 10 min
  - pH and pO<sub>2</sub> every 1 min
- Collection of 48 whole broth and filtrate when OD target is achieved
- Mass spectrometry analysis to determine intracellular pools : amino acids, nucleotides, Krebs cycle, glycolysis and pentose phosphate pathway intermediates.

### HT Fluxomic experiments

- 48 cultivations in parallel
- Monitoring of :
  - OD600 every 10 min
  - pH and pO<sub>2</sub> every 1 min
- Collection of 48 culture medium all along the cultivation kinetic
- Cells harvesting at user defined OD600
- Mass spectrometry analysis to determine carbon isotopologues distributions
- NMR analysis to determine by-products production/consumption
- Flux calculation

### Customized experiments

- 48 cultivations in parallel
- Monitoring of :
  - OD600 every 10 min
  - pH and pO<sub>2</sub> every 1 min
- Collection of supernatant or extract all along the cultivation kinetic
- Sample preparation of your samples

## Conclusions

⇒ This two systems allows to significantly accelerate the applications of metabolomics and fluxomics to investigate microbial metabolism, and to address challenges not only in metabolic engineering, synthetic biology and biotechnology but also in health, toxicology and pharmacology, biomarker and drug development.

⇒ Customized protocols can be designed on the two robotic platforms

⇒ Applications :

- Large-scale analysis of strains, mutants, species
- Large-scale analysis of the effects of environmental parameters, biological effectors, drugs, etc.
- Design and metabolic optimization of cell factories

## Acknowledgments

MetaboHUB (MetaboHUB-ANR-11-INBS-0010)

