



HAL
open science

Experimental investigation of the crack closure with applying Dynamic Acousto-Elastic Testing on a steel sample

Arthur Perrin, C Payan, Cécile Gueudré, Marie-Aude Ploix, Gilles Corneloup, Patrick Recolin

► To cite this version:

Arthur Perrin, C Payan, Cécile Gueudré, Marie-Aude Ploix, Gilles Corneloup, et al.. Experimental investigation of the crack closure with applying Dynamic Acousto-Elastic Testing on a steel sample. ISNA (22nd International Symposium on Nonlinear Acoustics), Jul 2022, Oxford, United Kingdom. hal-04204602

HAL Id: hal-04204602

<https://hal.science/hal-04204602>

Submitted on 12 Apr 2024

HAL is a multi-disciplinary open access archive for the deposit and dissemination of scientific research documents, whether they are published or not. The documents may come from teaching and research institutions in France or abroad, or from public or private research centers.

L'archive ouverte pluridisciplinaire **HAL**, est destinée au dépôt et à la diffusion de documents scientifiques de niveau recherche, publiés ou non, émanant des établissements d'enseignement et de recherche français ou étrangers, des laboratoires publics ou privés.



EXPERIMENTAL INVESTIGATION OF THE CRACK CLOSURE WITH APPLYING DYNAMIC ACOUSTO-ELASTIC TESTING ON A STEEL SAMPLE

Arthur Perrin

4th - 8th July 2022

Cédric Payan, Cécile Gueudré, Marie-Aude Ploix, Gilles Corneloup, Patrick Reclin





SUMMARY

1. Industrial context
2. Dynamic Acousto-Elastic Testing (DAET)
3. Bending test
4. DAET and bending test links



INDUSTRIAL CONTEXT

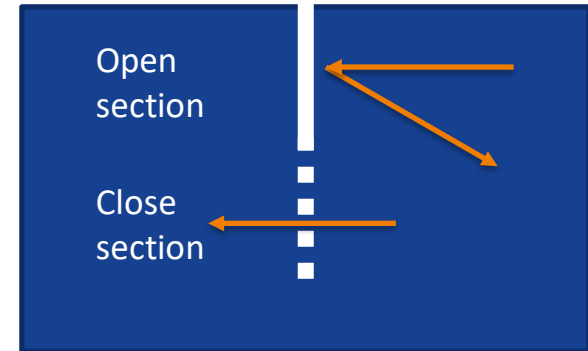
PROBLEMATIC



Cracks have been found on industrial **steel** components

Comparing destructive and non-destructive testing

➔ Underestimation of crack depth
caused by **crack closure**

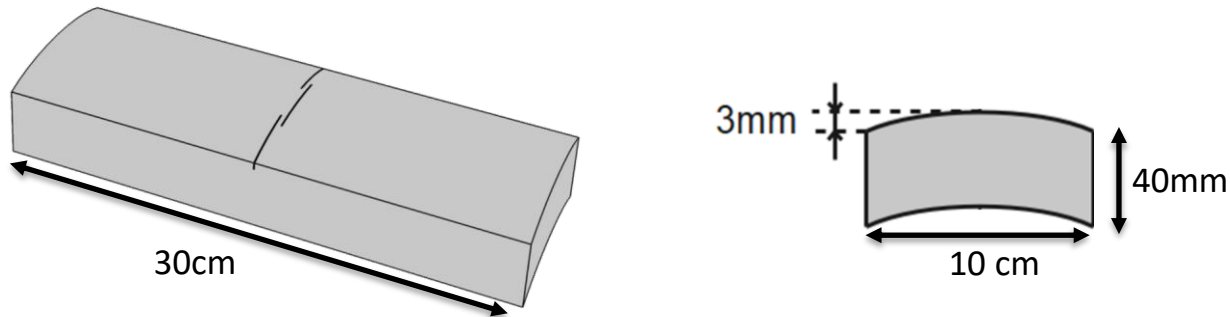


Closure problematic

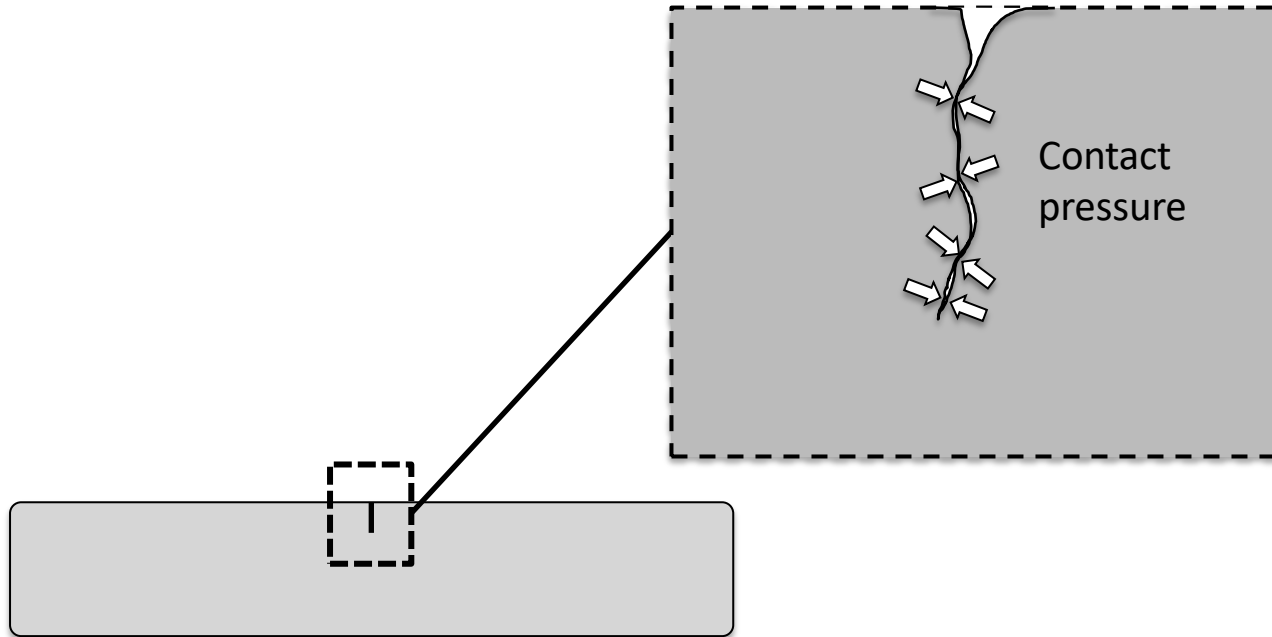
Sample = cracked industrial part:

- Tube portion shape
- Real fatigue cracks

3 different cracks identified in the center of the sample



Sample 3D modeling



DAET: good candidate to learn more about closed cracks

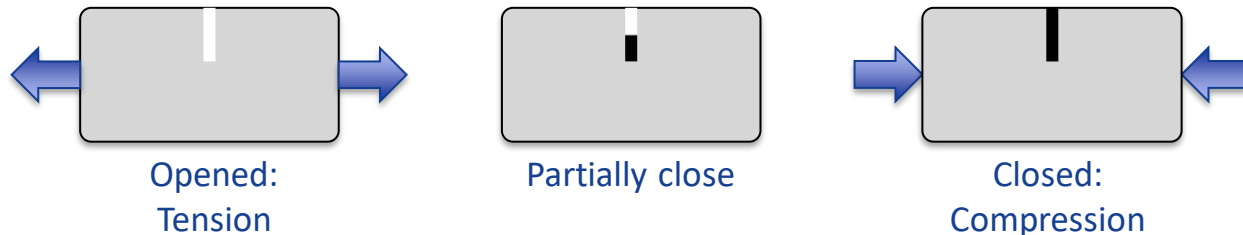


DYNAMIC ACOUSTO-ELASTIC TESTING (DAET)

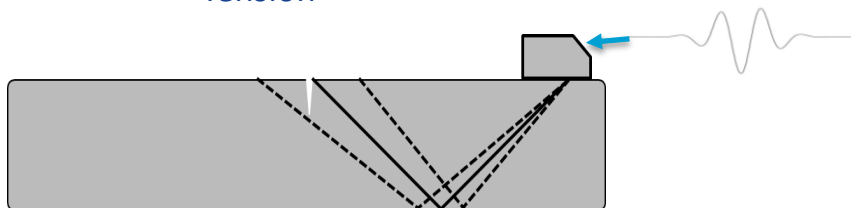
DAET PRINCIPLE



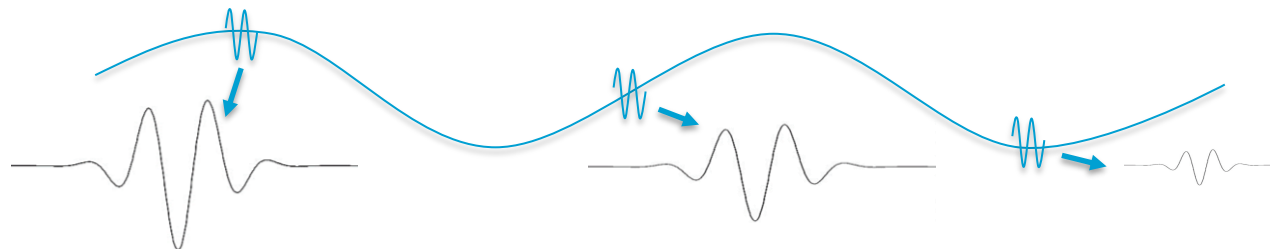
Pump wave
(Low frequency)



Prob wave
(High frequency)



→ **Modulated prob wave**



DAET SETUP: PUMP




Pump:

- 3cm diameter transducer
- 8kHz
- Laser vibrometer recording the lateral face displacements

For the following results:

Pump = Lateral faces displacements

2 pump amplitudes are used: 7 μ m and 3 μ m



Pump transducer

DAET SETUP

Prob:


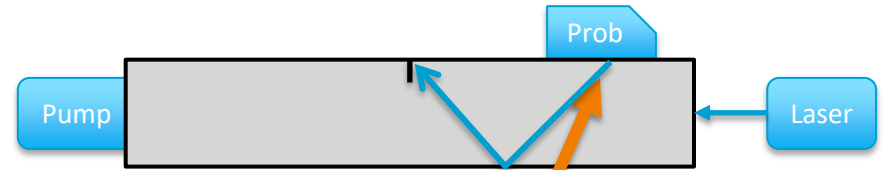
- 4MHz, 45°, Shear waves
- Reflection on the lower surface + **corner echo**

DAET Parameter:

$$\frac{A - A_{mean}}{A_{mean}}$$

$A =$ Echo amplitude

$A_{mean} =$ Mean echo amplitude



Prob transducer

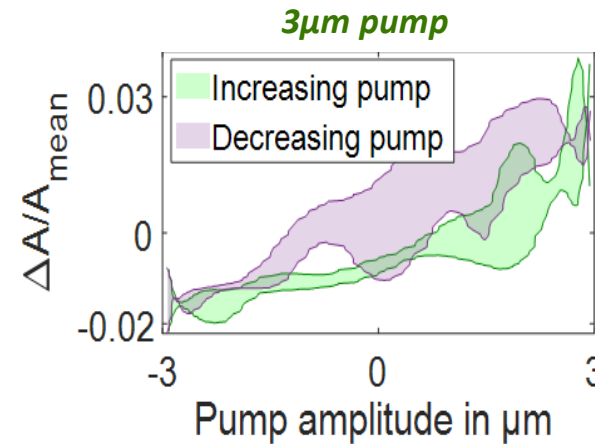
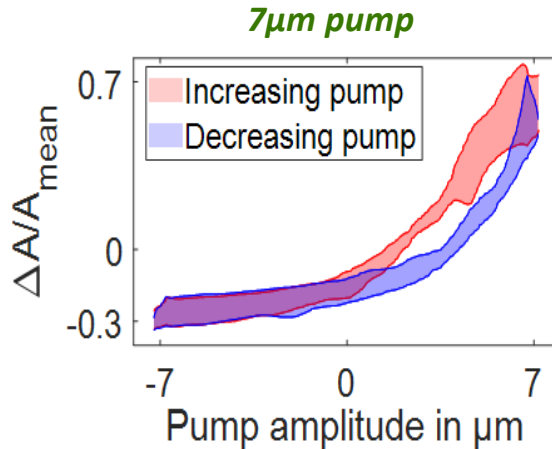
Evaluation
in different
positions

DAET RESULTS



7 μ m pump: Repeatability measurements + various measurement positions
➔ good reproducibility

With 3 μ m pump : Different curve shape and much smaller variations
➔ **Different physical phenomena** must be at play



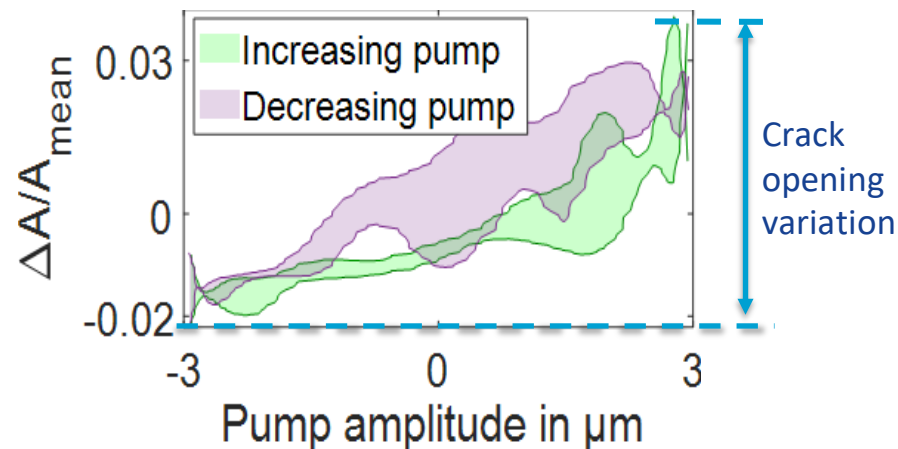
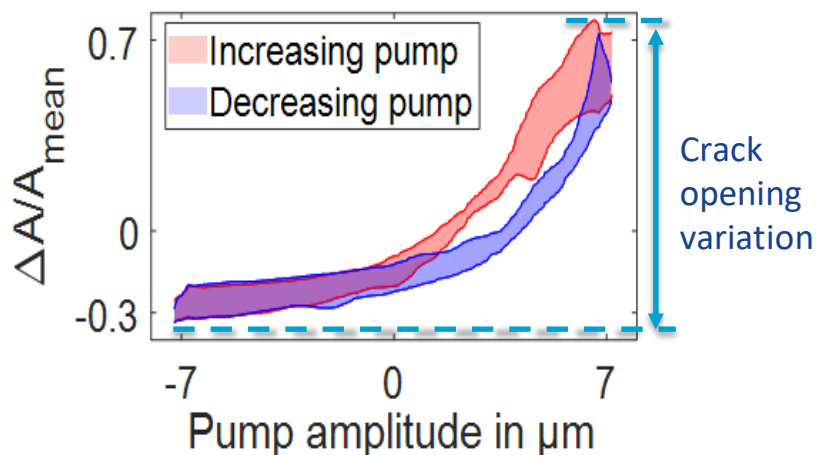
Areas including all DAET curves (repeatability at 1 position)

EXTRACTION OF A DAET PARAMETER



A parameter is needed to compare DAET curves after bending test:

Crack opening variation



Extracted DAET parameter description



BENDING TEST

BENDING TEST SETUP



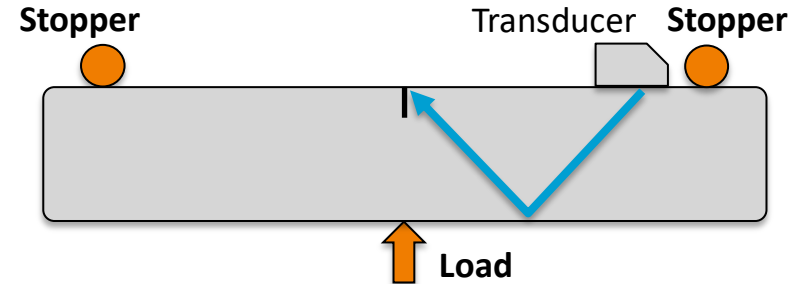
Cracks in the center of the sample

➔ 3-point bending test open them

+ **Monitoring** of the relative corner echo
amplitude $\frac{A}{A_0}$

$A = \text{Echo amplitude}$

$A_0 = \text{Initial echo amplitude}$



Bending test description



BENDING TEST RESULTS

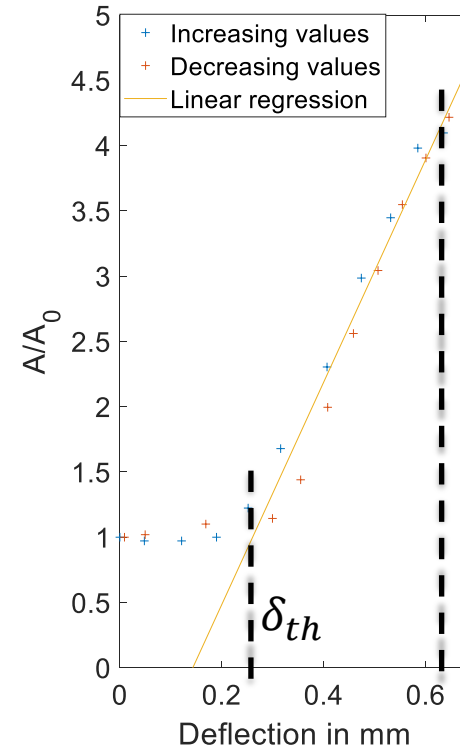
Similar behaviors for each transducer position:

- **Threshold** constraint below which crack does not open (**initial constant amplitude**)
- The echo reaches a **maximal constant value** at the end of the test → crack is totally opened

Deflection threshold δ_{th}



Contact pressure between the crack faces





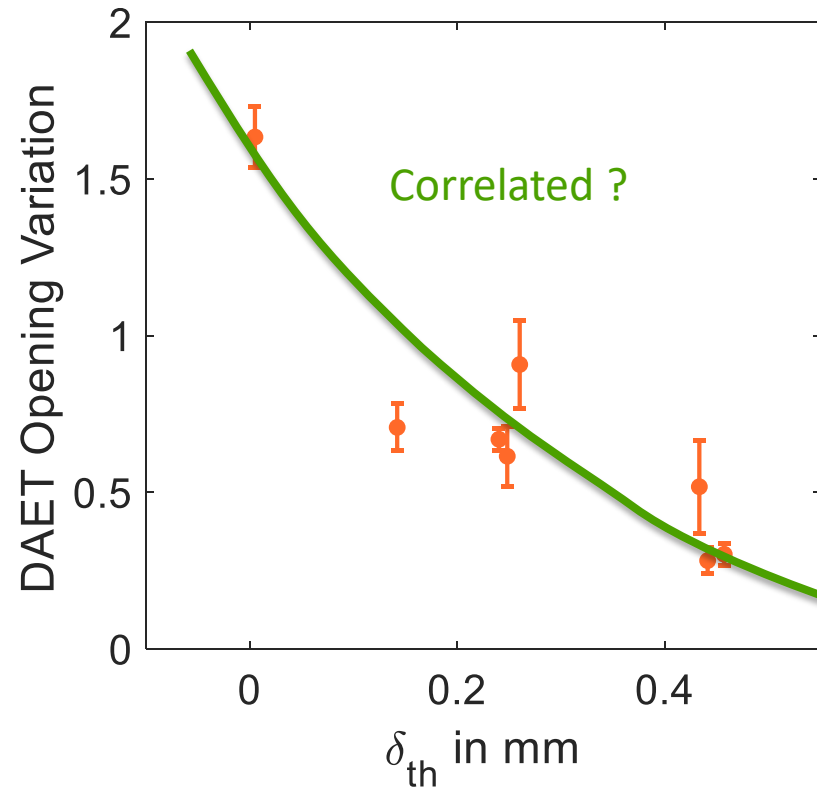
DAET AND BENDING TEST LINKS

7 μ m pump:

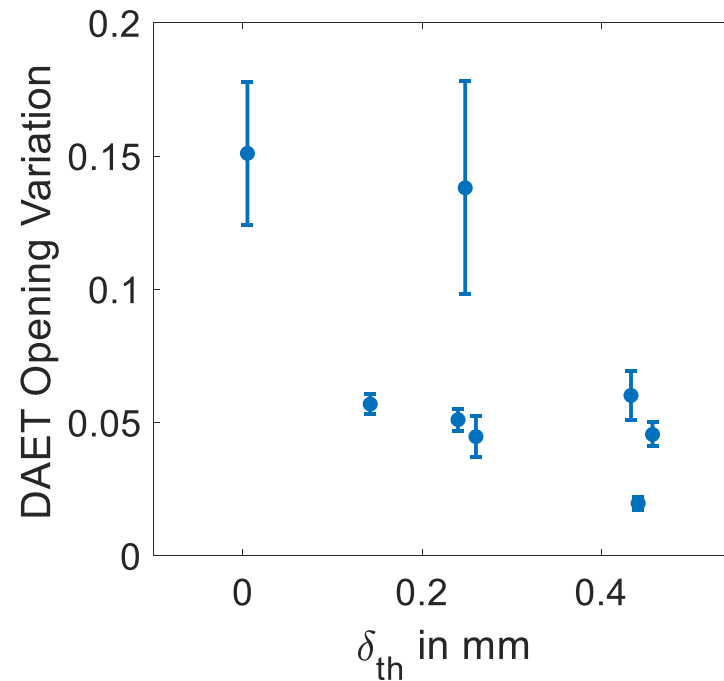
DAET opening variation $\Leftrightarrow \delta_{th}$?

Low standard deviation

=> **Correlation to further investigate**



3 μm pump:
Observations are less clear

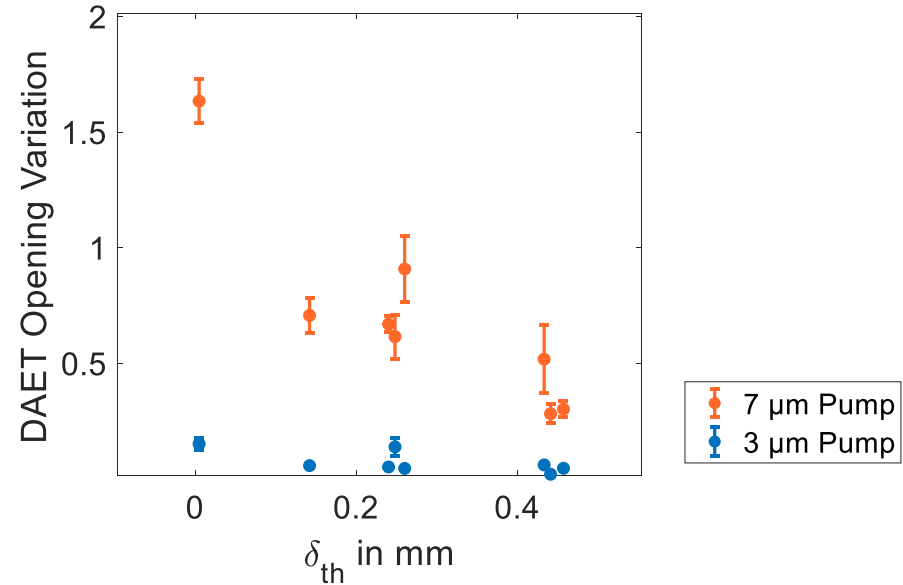


CLOSURE/ ECHO VARIATION RELATIONSHIP



DAET opening variations:
 $7\mu\text{m} > 3\mu\text{m}$

➔ A minimum pump amplitude is mandatory to observe correlations



*DAET result against deflection threshold
for 7 μm and 3 μm pump*



CONCLUSION



Conventional US performance are limited on closed part of cracks

DAET seems to be sensitive to the crack closure:

- A minimum pump amplitude is mandatory to observe correlations
- Correlation to further investigate

Bending test = reliable experience to access the crack opening



EXPERIMENTAL INVESTIGATION OF THE CRACK CLOSURE PRESSURE WITH APPLYING DYNAMIC ACOUSTO-ELASTIC TESTING ON A STEEL SAMPLE

Arthur Perrin

4th - 8th July 2022

Cédric Payan, Cécile Gueudré, Marie-Aude Ploix, Gilles Corneloup, Patrick Reclin

