



HAL
open science

Shaping non-reciprocal spin wave beams using gold nanowire grating

Loic Temdie, Vincent Castel, C Dubs, G Pradhan, Jose Solano, H Majjad, R Bernard, Yves Henry, Daniel Stoeffler, Matthieu Bailleul, et al.

► To cite this version:

Loic Temdie, Vincent Castel, C Dubs, G Pradhan, Jose Solano, et al.. Shaping non-reciprocal spin wave beams using gold nanowire grating. *Magnonics*, Jul 2023, Le TOUQUET, France. hal-04203087

HAL Id: hal-04203087

<https://hal.science/hal-04203087v1>

Submitted on 11 Sep 2023

HAL is a multi-disciplinary open access archive for the deposit and dissemination of scientific research documents, whether they are published or not. The documents may come from teaching and research institutions in France or abroad, or from public or private research centers.

L'archive ouverte pluridisciplinaire **HAL**, est destinée au dépôt et à la diffusion de documents scientifiques de niveau recherche, publiés ou non, émanant des établissements d'enseignement et de recherche français ou étrangers, des laboratoires publics ou privés.




IMT Atlantique
Bretagne-Pays de la Loire
École Mines-Télécom

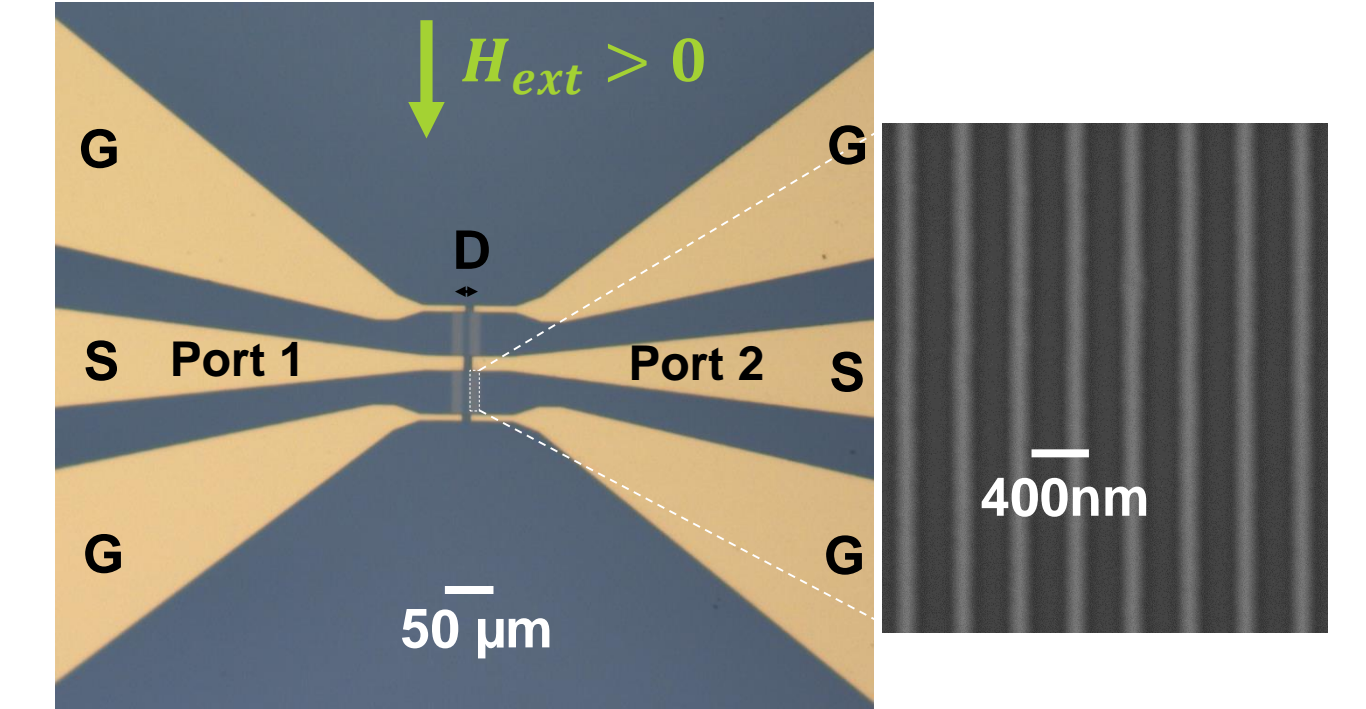
Shaping non-reciprocal spin wave beams using gold nanowire grating

Motivations

- ▶ **Miniaturization of non-reciprocal components**
Unidirectional excitation of spin wave for isolators and circulator [1,2,3]
- ▶ **Spin wave beamforming**
Exploration of interferometric magnonics sensors [4]
- ▶ **High k-vector propagation properties**
Broadband k-dependence of the spin-wave relaxation time



Microwave probe station



Two Gold (Au) nanowires (NW) of $D=20\mu\text{m}$ distant : 40nm-thick, 100nm-wide, 35 μm -long 400nm lattice constant / 80nm Au-antennas

Authors

Loïc TEMDIE^{1,2}
Vincent CASTEL^{1,2}
C. Dubs³
G. Pradhan⁴
J. Solana⁴
H. MAJJAD⁴
R. BERNARD⁴
Yves HENRY⁴
Daniel STOEFLER⁴
Matthieu BAILLEUL⁴
Vincent VLAMINCK^{1,2}

Affiliations




IMT Atlantique
Bretagne-Pays de la Loire
École Mines-Télécom



¹ IMT- Atlantique
Département Micro Ondes,

² Lab-STICC (UMR 6285), CNRS,
Technopole Brest-Iroise
CS83818, 29238 Brest Cedex 03

³ INNOVENT e.V
Technologieentwicklung,
Prussiangstrasse 27B, 07745 Jena,
Germany,



⁴ IPCMS - UMR 7504 CNRS
Institut de Physique et Chimie des
Matériaux de Strasbourg,

Fundings



ANR "MagFunc"

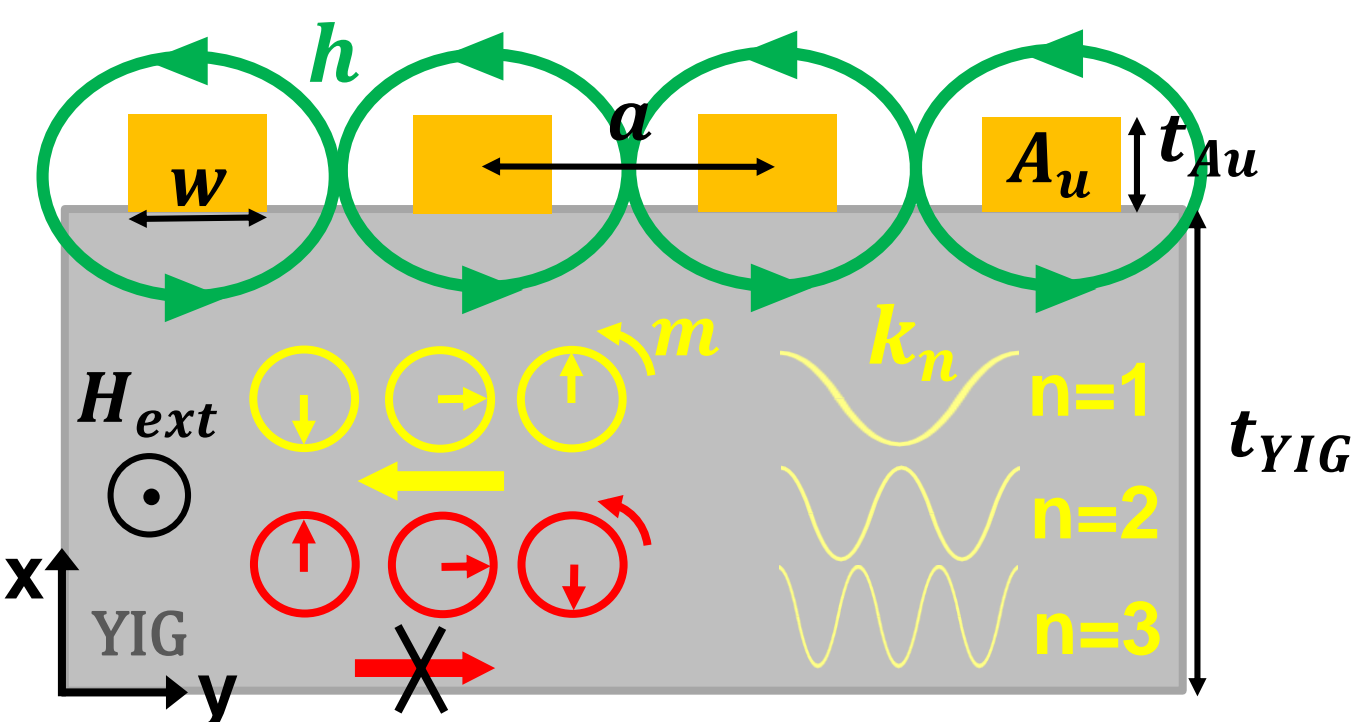


Project "SOSMAG"

References

- [1] L. Peng, L. Tzu-Hisang et al., Appl. Phys. Letter, 10.1063/5.0156369. (2023).
- [2] L. Temdie, V. Castel, et al., AIP Advances, 10.1063/9.0000535. (2023).
- [3] L. Temdie, V. Castel, et al., 10.20944/preprints202306.1441.v1. (2023).
- [4] V. Vlaminc, L. Temdie, et al., Journ. of Appl. Phys, 10.1063/5.0128666 (2023).
- [5] T. Brächer, O. Bouille, et al., Phys. Rev. B, 10.1103/PhysRevB.95.064429 (2017).

Principle of chiral excitation and grating conception

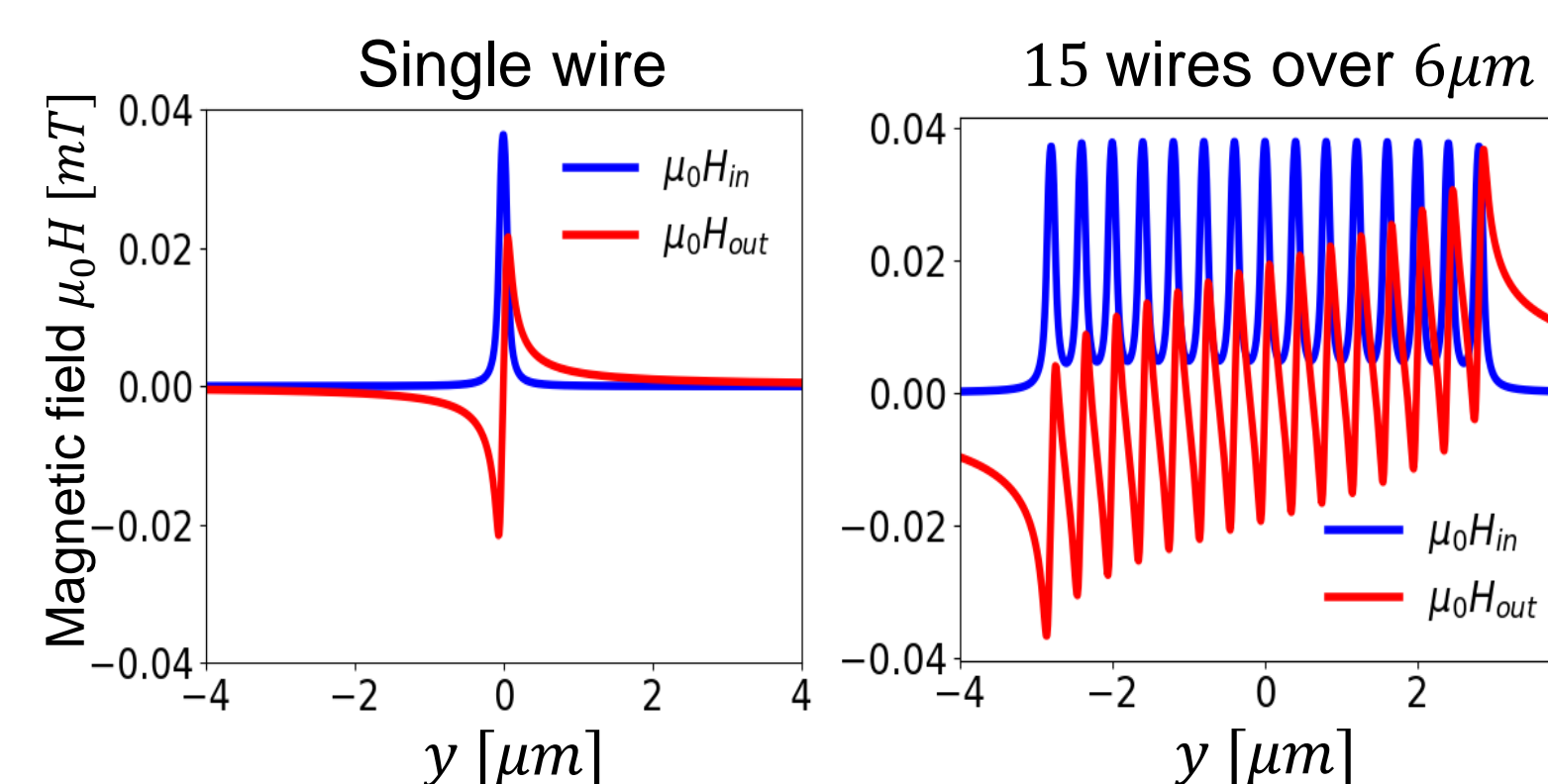


- Excited wave mode $k_n = n2\pi/a$ (i.e. $\lambda_n = a/n$)
- Chiral coupling between NW field h and m in YIG
- Degree of chirality related to aspect ratio : t_{Au}/w

In- and out-of-plane field of Au NW

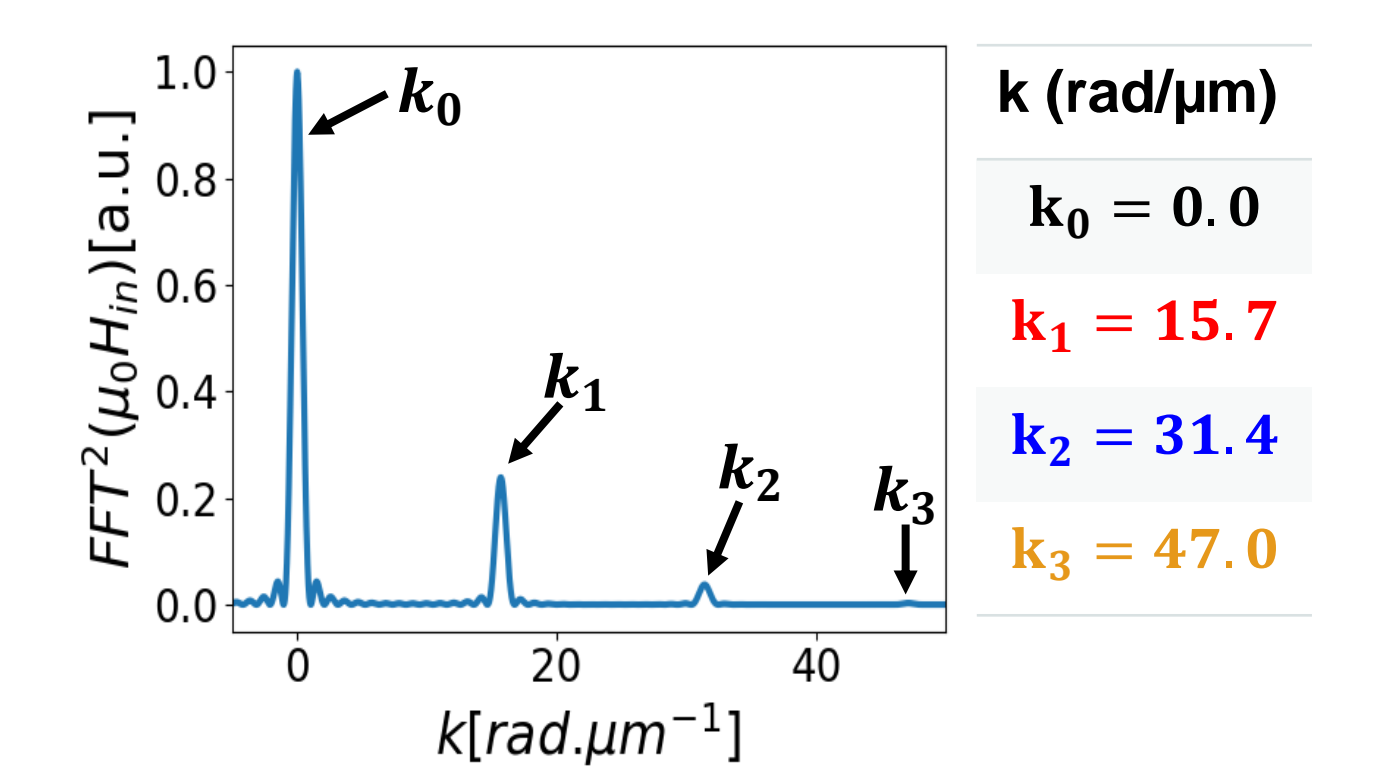
NW length $\ll \lambda_{EM} \Rightarrow$ DC current [5]

$I=0.01$ mA, $w=100$ nm, $t=40$ nm, $a=400$ nm



Fourier transform of NW field h

Coupling efficiency in reciprocal space



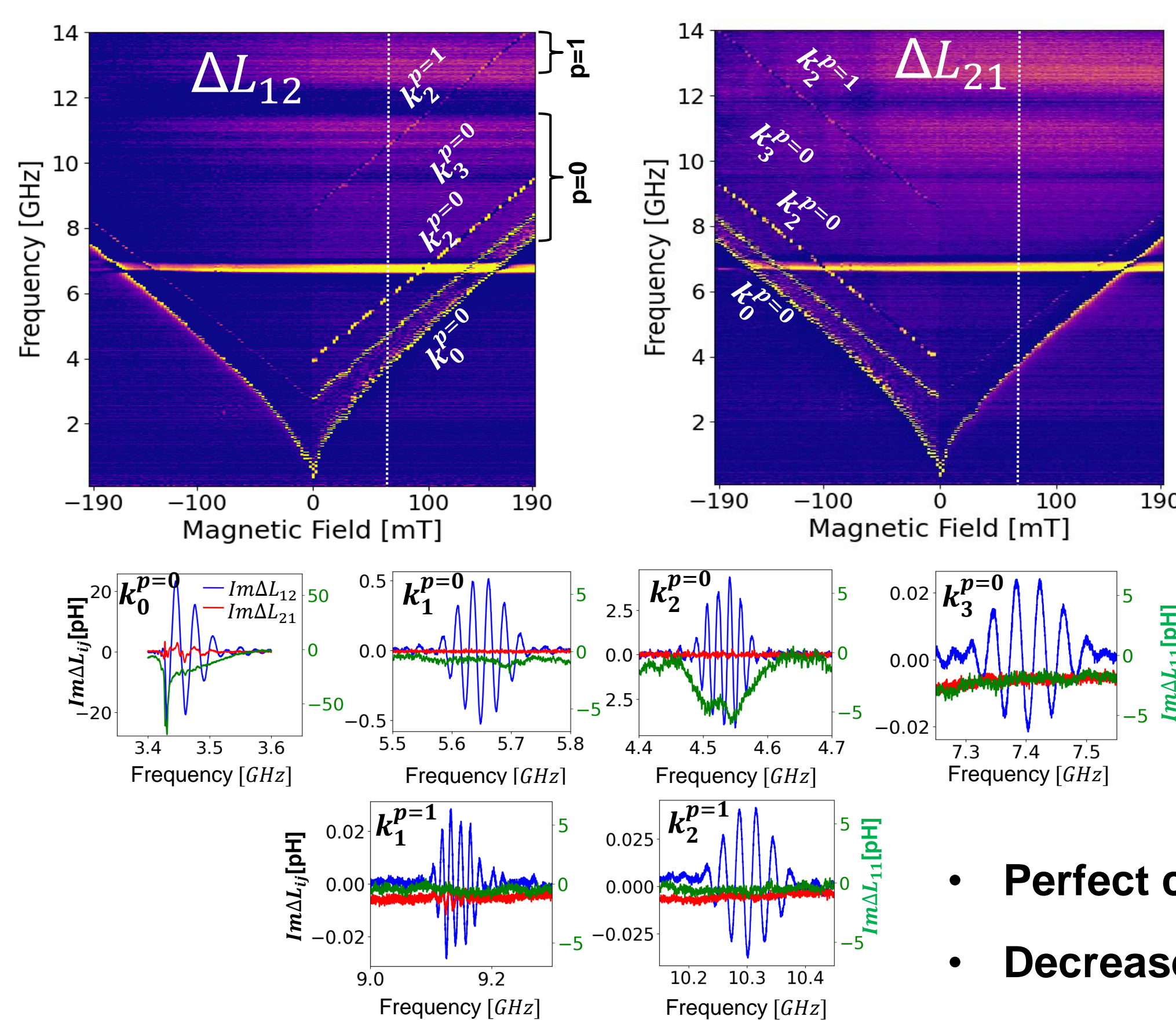
Well-defined comb of wavevector

Propagative spin wave spectroscopy

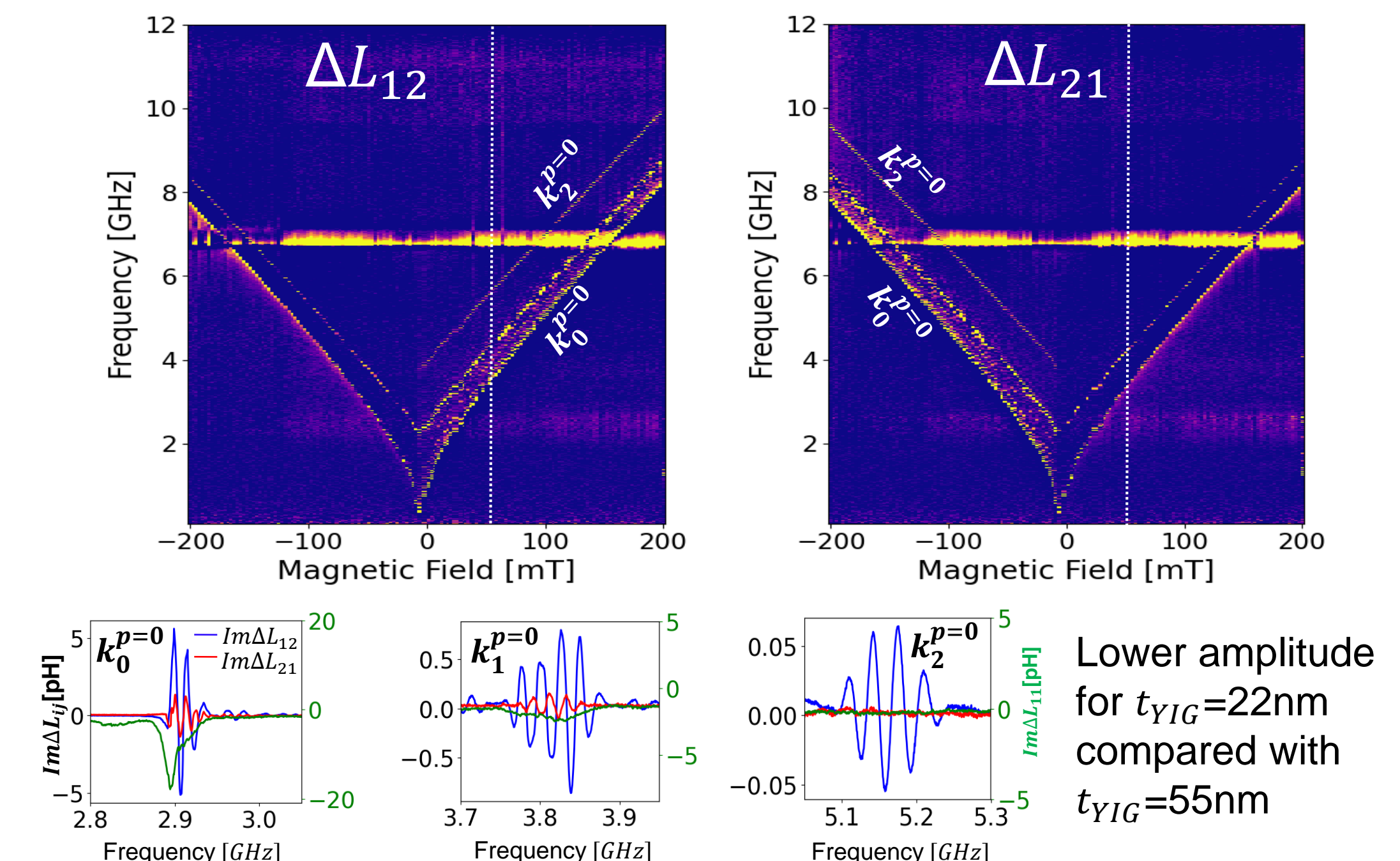
VNA transmission parameter converted into mutual inductance

$$S_{ij} \rightarrow Z_{ij} \rightarrow \Delta L_{ij} : \Delta L_{ij}(f, H) = \frac{1}{i2\pi f} (Z_{ij}(f, H) - Z_{ij}(f, H_{ref}))$$

❖ $t_{YIG} = 55$ nm, $t_{Au} = 40$ nm



❖ $t_{YIG} = 22$ nm, $t_{Au} = 60$ nm



Lower amplitude for $t_{YIG}=22$ nm compared with $t_{YIG}=55$ nm

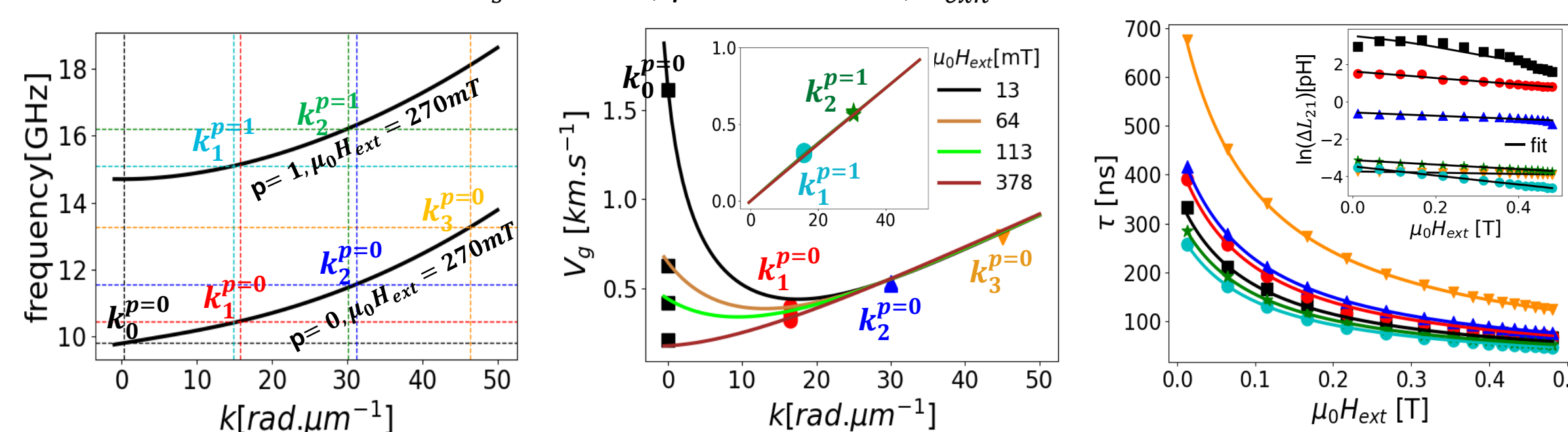
- Perfect chirality for higher wave vector ($k_2^{p=0}, k_3^{p=0}, k_2^{p=1}$) reversed when field switches
- Decrease of the coupling efficiency as t_{Au} increase

Mode identification, Group velocity, and relaxation time

H-dependence of attenuation for a single device

$$\Delta L_{21} \propto Ae^{-\frac{D}{L_{att}}}, \quad L_{att}(H) = v_g(H)\tau_k(H), \quad \tau_k = \frac{2}{\alpha[2(\omega_H + \eta k^2) + \omega_M]}$$

YIG FMR: $M_s = 0.183$ T, $\gamma = 28.2$ GHz/T, $A_{exh} = 3.8$ PJ/m

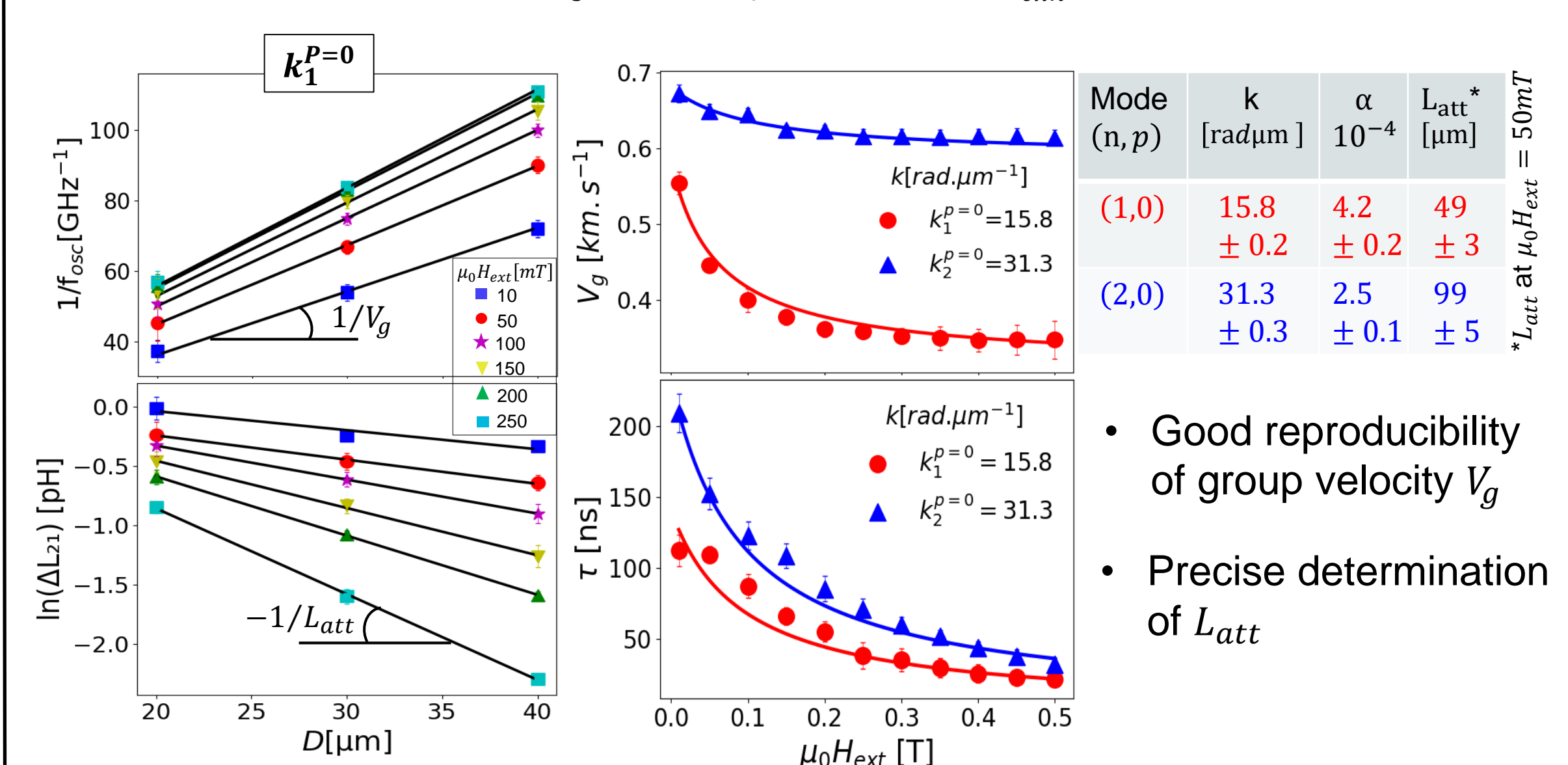


Mode (n,p)	k [rad/μm]	$\alpha \cdot 10^{-4}$	L_{att}^* [μm]
(0,0)	0.03 ± 0.02	1.7 ± 0.2	132
(1,0)	16.5 ± 0.5	1.4 ± 0.1	91
(2,0)	31.8 ± 0.4	1.3 ± 0.1	143
(3,0)	47.0 ± 0.2	0.8 ± 0.1	357
(1,1)	15.8 ± 0.8	2.1 ± 0.2	54
(2,1)	30.4 ± 0.7	1.9 ± 0.1	110

- Wave vectors conform with Fourier transform
- Good agreement of v_g with dispersion relation
- Precise evaluation of the effective damping, which decreases with $k \Rightarrow L_{att}(k_3^{p=0}) > 100\mu\text{m}$

D-dependence of attenuation $D = [20,30,40] \mu\text{m}$

YIG FMR: $M_s = 0.185$ T, $\gamma = 28.4$ GHz/T, $A_{exh} = 3.8$ PJ/m



- Good reproducibility of group velocity v_g
- Precise determination of L_{att}

Conclusions

- ▶ Unidirectional propagation of spin wave beam up to $50 \text{ rad} \cdot \mu\text{m}^{-1}$ over a 20 GHz frequency band
- ▶ Well-resolved mode (k_n^p) for high k spin-wave spectroscopy studies (higher k with reduced grating periodicity)
- ▶ Increase of relaxation time (τ_k) with k contrary to expectations, further study in-progress