



HAL
open science

Ion transport through Radio-Frequency sheaths studied by Particle-In-Cell simulations

Jérôme Moritz, Stéphane Heuraux, Maxime Lesur, Etienne Gravier, F.
Brochard, Paul Hiret, Laurent Marot

► **To cite this version:**

Jérôme Moritz, Stéphane Heuraux, Maxime Lesur, Etienne Gravier, F. Brochard, et al.. Ion transport through Radio-Frequency sheaths studied by Particle-In-Cell simulations. 27th Joint EU-US Transport Task Force Meeting, Sep 2023, Nancy, France. hal-04198020

HAL Id: hal-04198020

<https://hal.science/hal-04198020>

Submitted on 6 Sep 2023

HAL is a multi-disciplinary open access archive for the deposit and dissemination of scientific research documents, whether they are published or not. The documents may come from teaching and research institutions in France or abroad, or from public or private research centers.

L'archive ouverte pluridisciplinaire **HAL**, est destinée au dépôt et à la diffusion de documents scientifiques de niveau recherche, publiés ou non, émanant des établissements d'enseignement et de recherche français ou étrangers, des laboratoires publics ou privés.

Ion transport through Radio-Frequency sheaths studied by Particle-In-Cell simulations

J. Moritz ^{*a)}, S. Heuraux ^{a)}, M. Lesur ^{a)}, E. Gravier ^{a)}, F. Brochard ^{a)}, P. Hiret ^{b)}, L. Marot ^{b)}

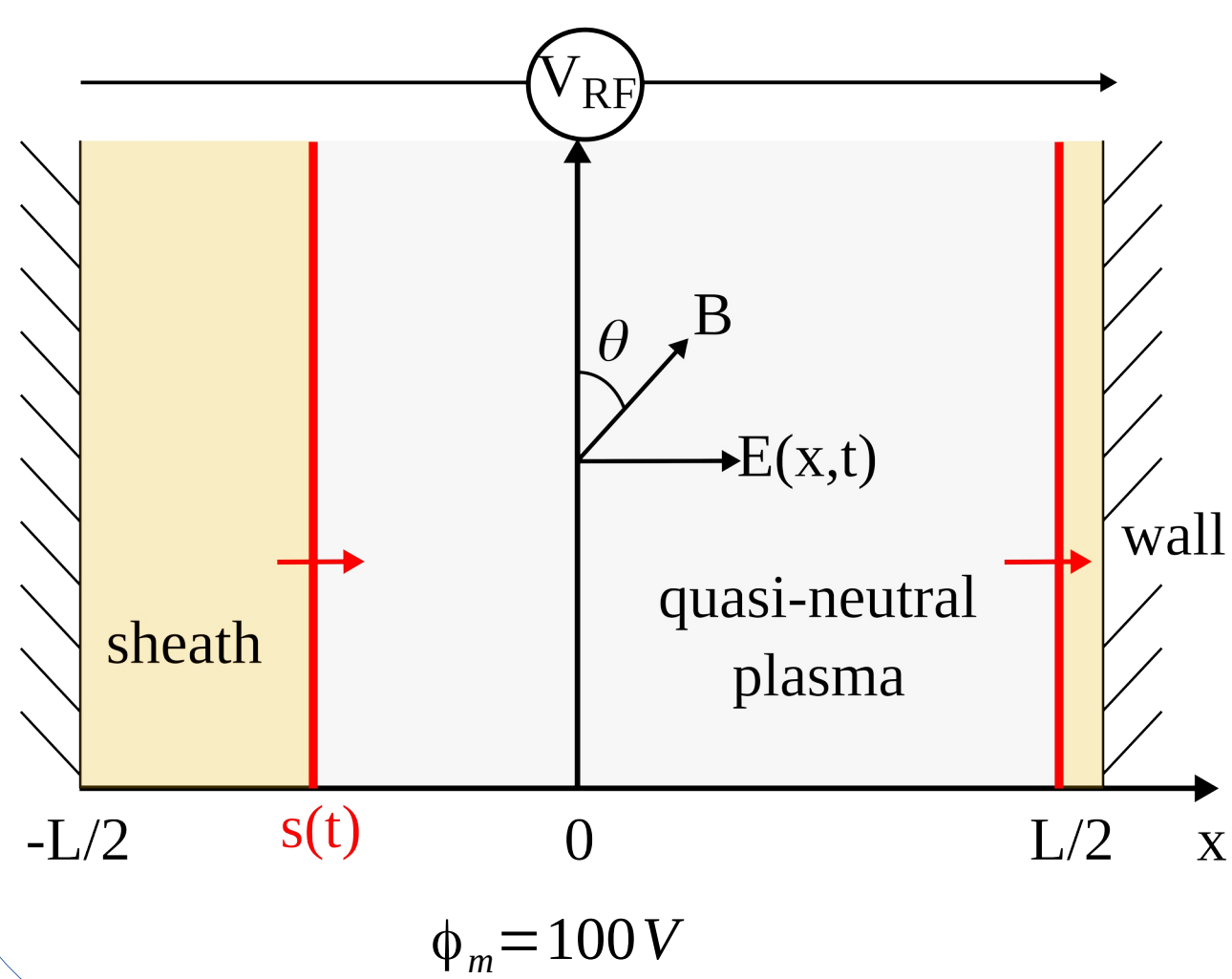
a) Institut Jean Lamour UMR 7198 CNRS - Université de Lorraine 2 allée André Guinier F-54011 Nancy Cedex, France.

b) Department of Physics, University of Basel, Klingelbergstrasse 82, CH-4056, Basel, Switzerland.

Context of the Simulations

- 1d/3V PIC simulations ($L=600\lambda_d$).
- Plasma submitted to a RF voltage drop such that:

$$V_{RF} = \phi_m \times \sin \omega t$$



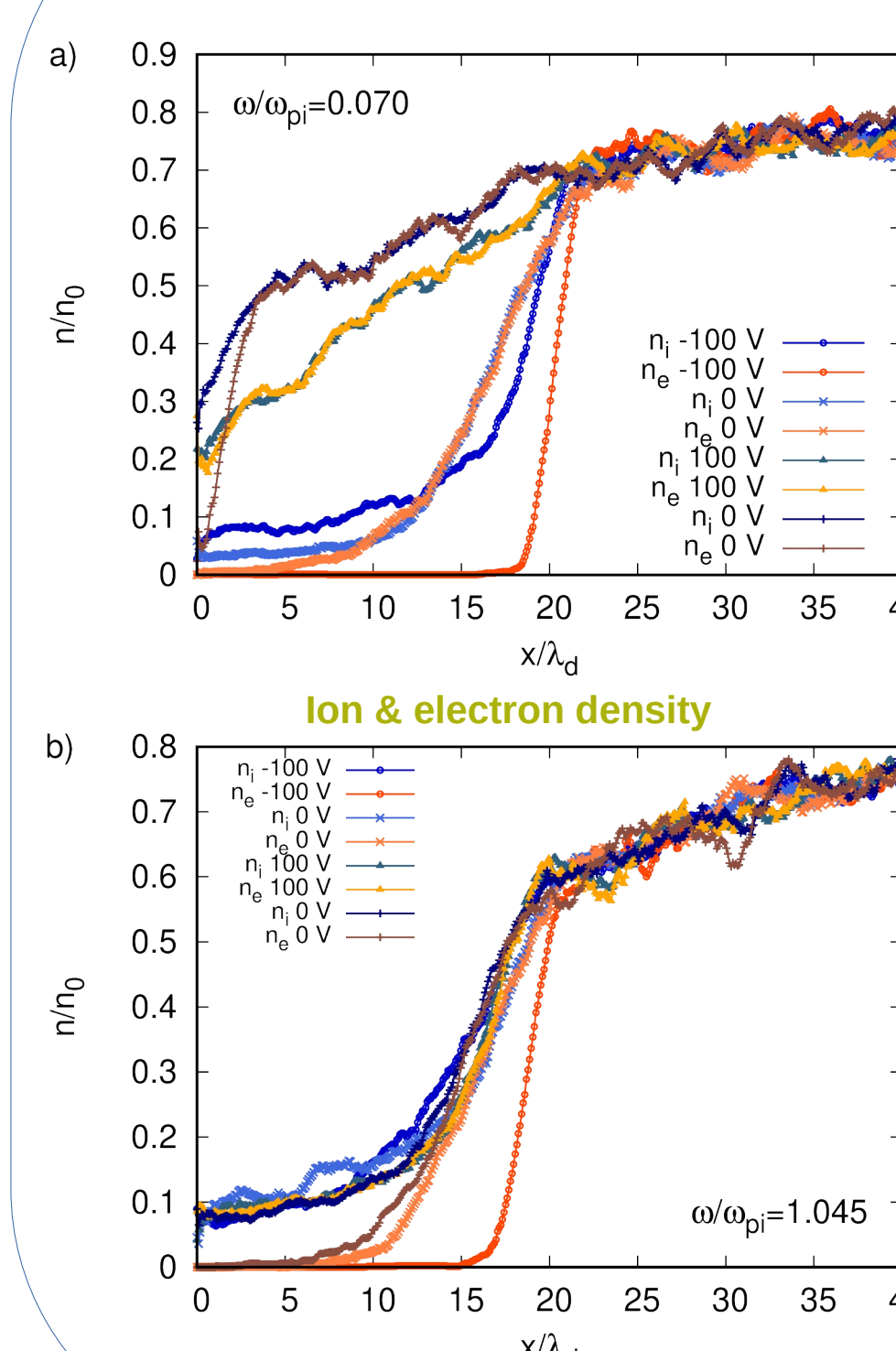
- Several ion-to-electron mass ratios, ie. 500 (reduced mass), 1836 (hydrogen) and 3672 (deuterium)

- $T_i = T_e = 2\text{eV}$ and the density ranges between 10^{16} to 10^{19} m^{-3} depending on the mass ratio in order to have similar ω/ω_{pi} for ω in the tens of MHz mark.

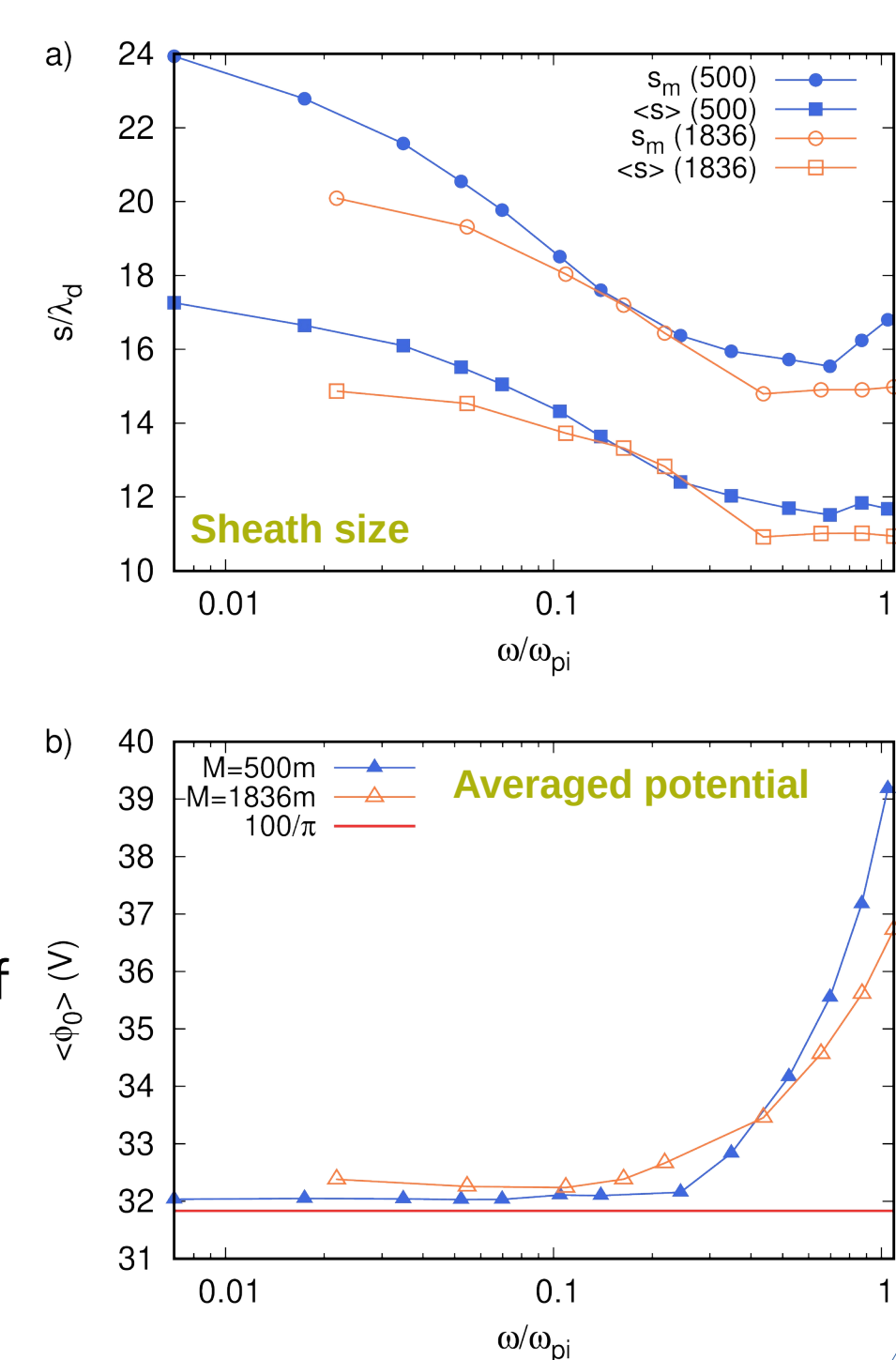
- No collisions were taken into account and the magnetic field is considered perpendicular to the surface at first.
- During RF cycles, both sheaths (left and right) oscillate in anti-phase.

- We can access to the instantaneous density or space potential profiles as well as the averaged characteristics (velocity, potential, electric field...). Ions impacting the wall are analyzed in term of angle of impact (α) on the surface and incident energy vs ω/ω_{pi} ratios.

Sheath size, space potential and plasma density



- Sheath building is strongly impacted by the RF voltage : for large RF frequency ions no longer follow the potential time variations and react to an averaged potential drop in the sheath



- Average sheath size and plasma potential strongly depend on the RF frequency as a consequence of the ion dynamics.

Sheath rectification vs ω/ω_{pi}

$$\omega/\omega_{pi} < 1 \quad \phi_0 = \frac{\omega}{2\pi} \int_0^{2\pi} \phi_m \sin \omega t dt = \frac{\phi_m}{\pi} \quad [1]$$

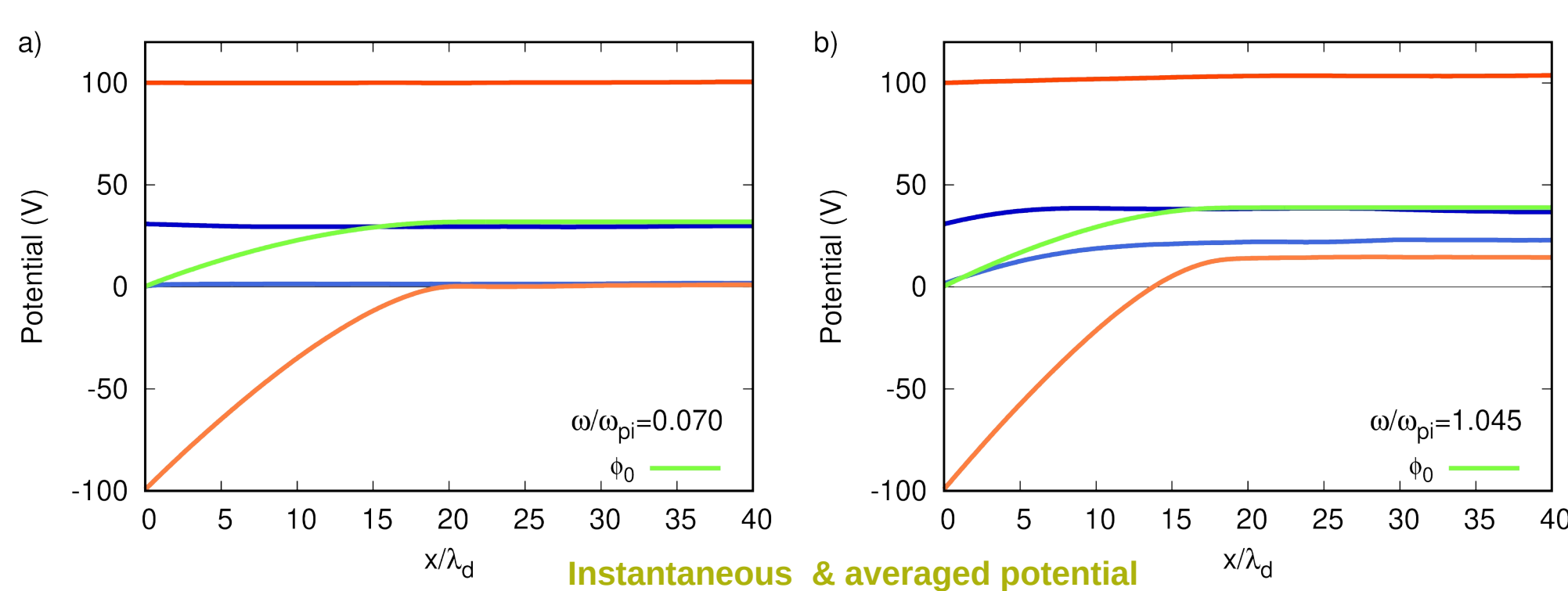
$\omega/\omega_{pi} > 1$ Let us assume that the potential drop in the sheath is of the form:

$$\Delta \phi_s(t) = \frac{\phi_m}{2} \sin \omega t + \phi_0$$

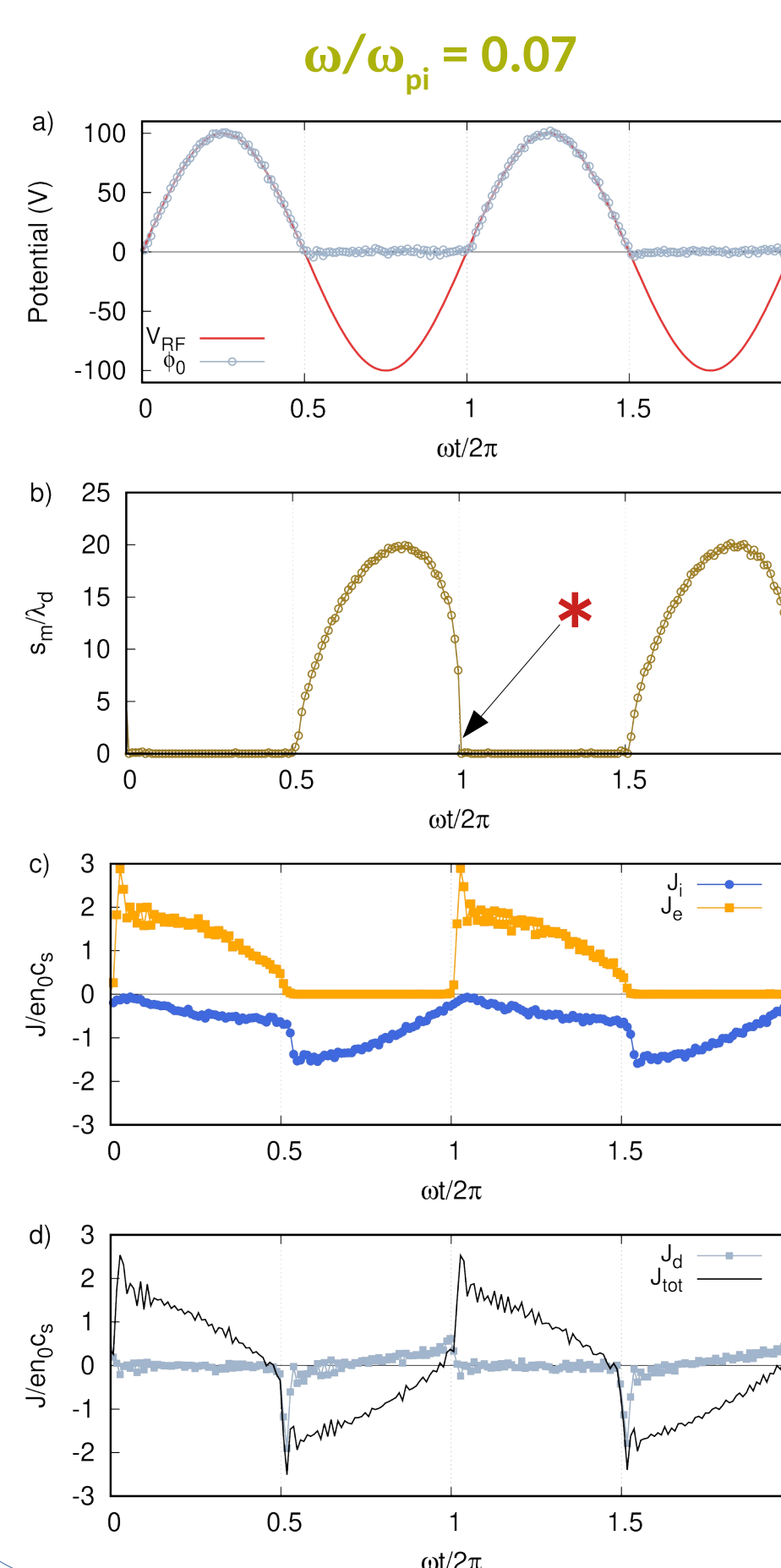
The ambipolarity at the surface (the ion Bohm flux balances the electron current) writes:

$$\frac{\omega}{8\pi} \int_0^{2\pi} n_s c_e \exp\left(-\frac{e\Delta\phi_s(t)}{k_b T_e}\right) dt - n_s c_s = 0$$

$$\text{Then } \phi_0 = \frac{k_b T_e}{e} \ln I_0 \left(\frac{e\phi_m}{2k_b T_e} \right) + \phi_{float} \approx \frac{\phi_m}{2} \text{ for } e\phi_m \gg k_b T_e \quad [2]$$



Time variations



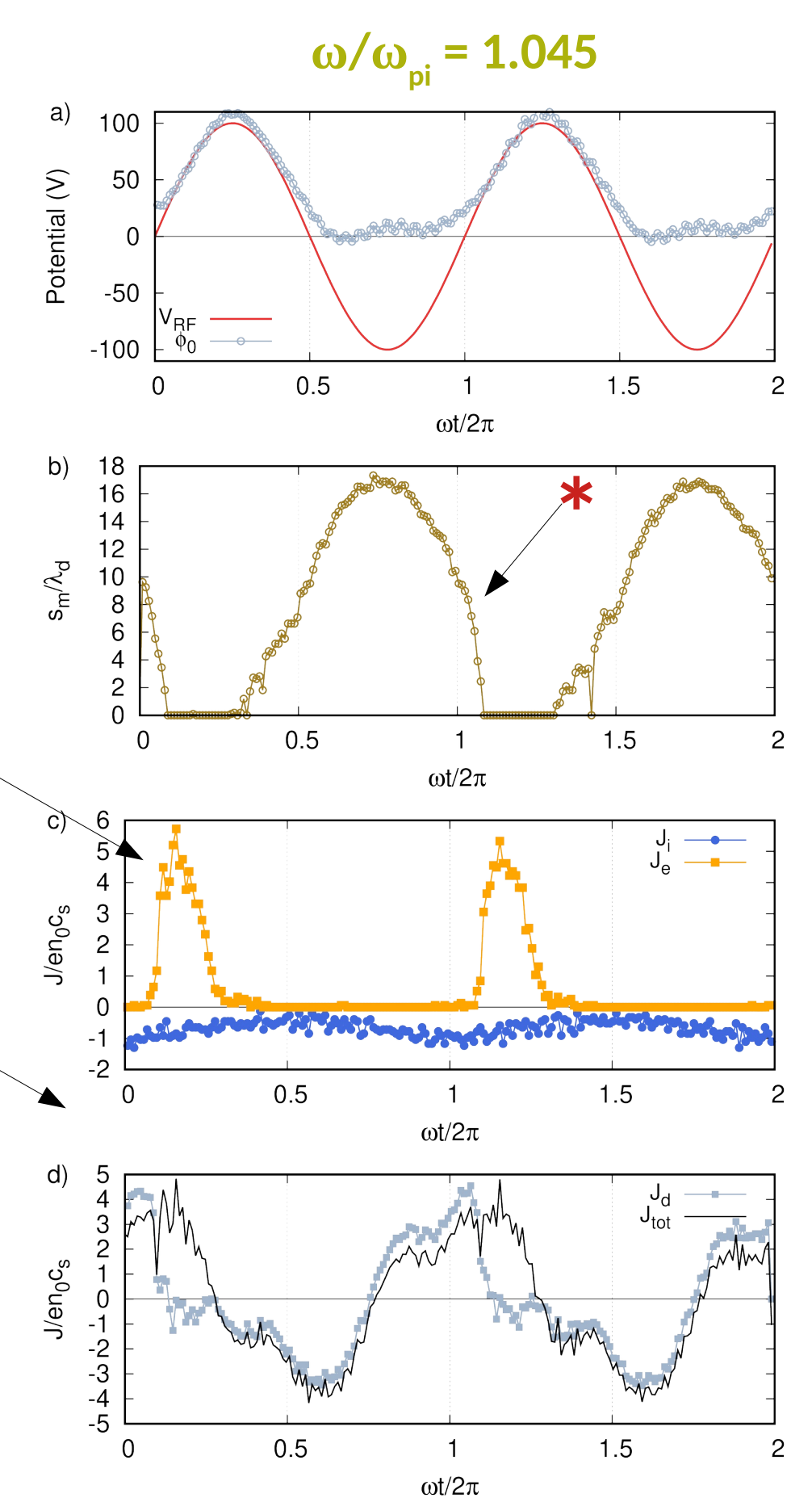
- Capacitive effects arise when RF frequency reaches the ion plasma one inducing:

- The collapse of the sheath is delayed with respect to the potential time variation *
- The transfer of electrons at the surface to compensate the ion current arises during a small part of the half RF cycle

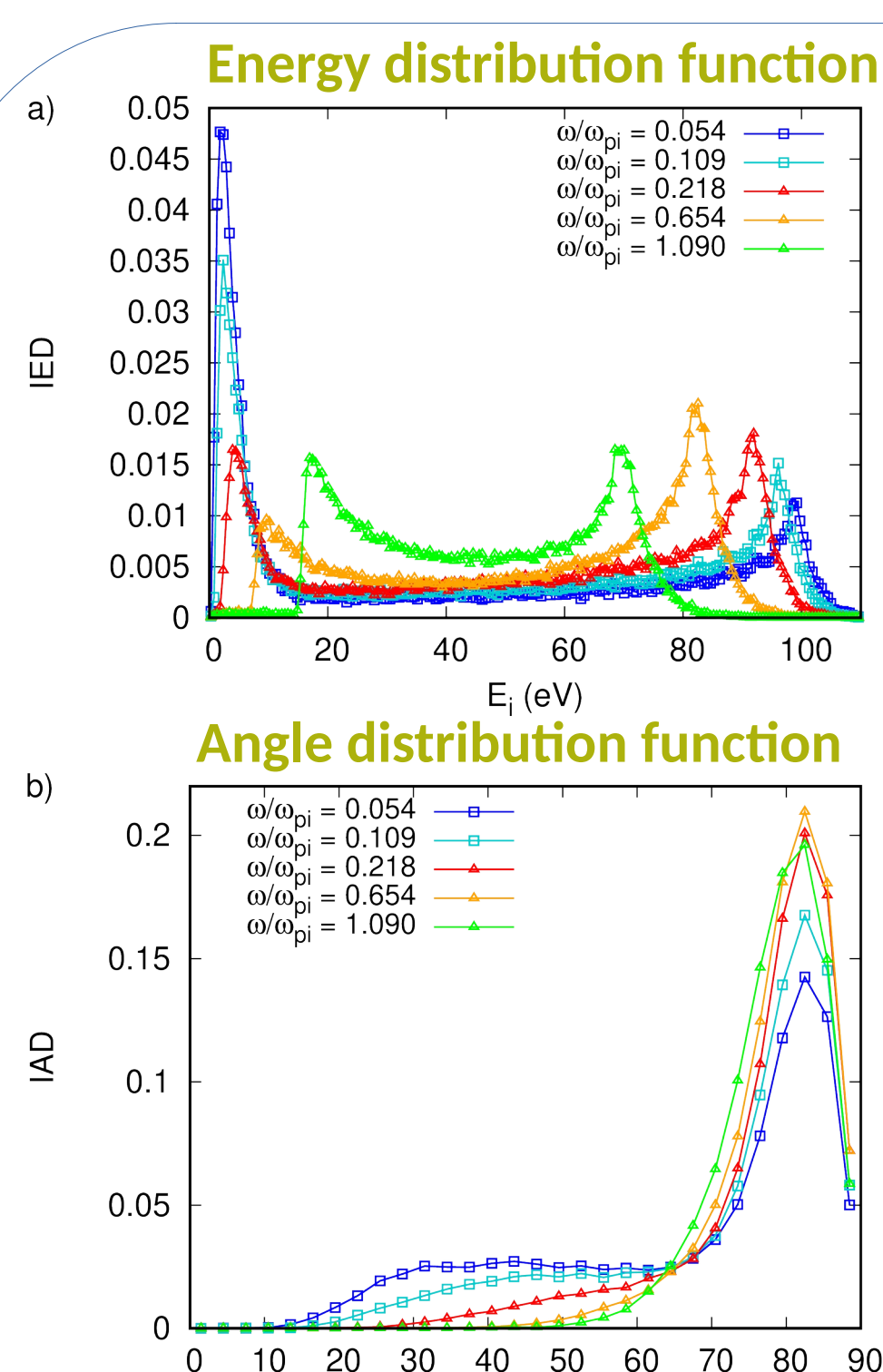
→ Displacement current can not be neglected anymore

$$J_d = \epsilon_0 \frac{\partial E}{\partial t} \approx \omega \epsilon_0 \frac{\phi_m}{s}$$

$$\frac{J_d}{J_i} \approx \frac{\omega}{\omega_{pi}} \left(\frac{e\phi_m}{k_b T_e} \right)^{1/4} \quad [3]$$

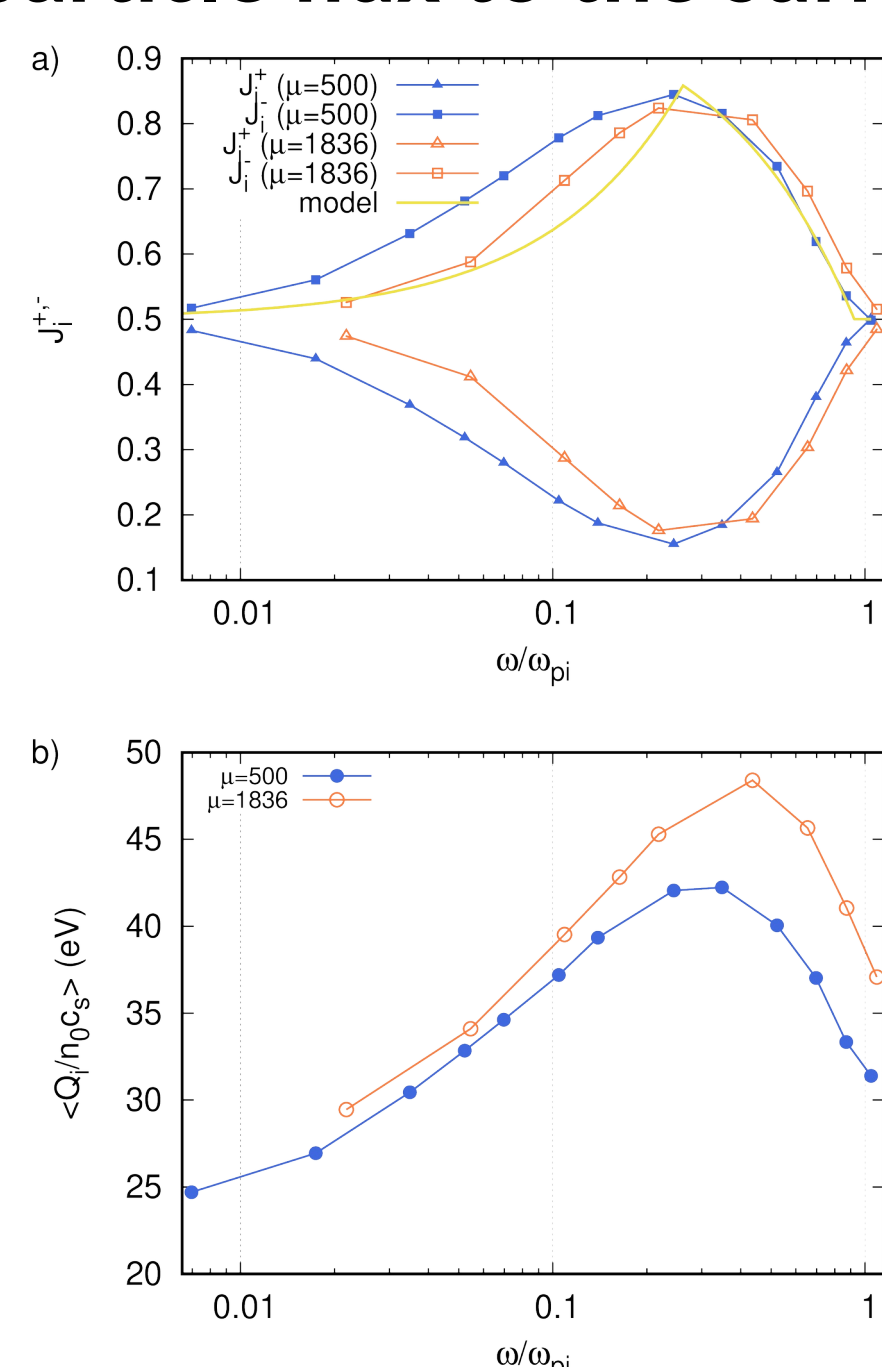


Heat and particle flux to the surface vs ω/ω_{pi}



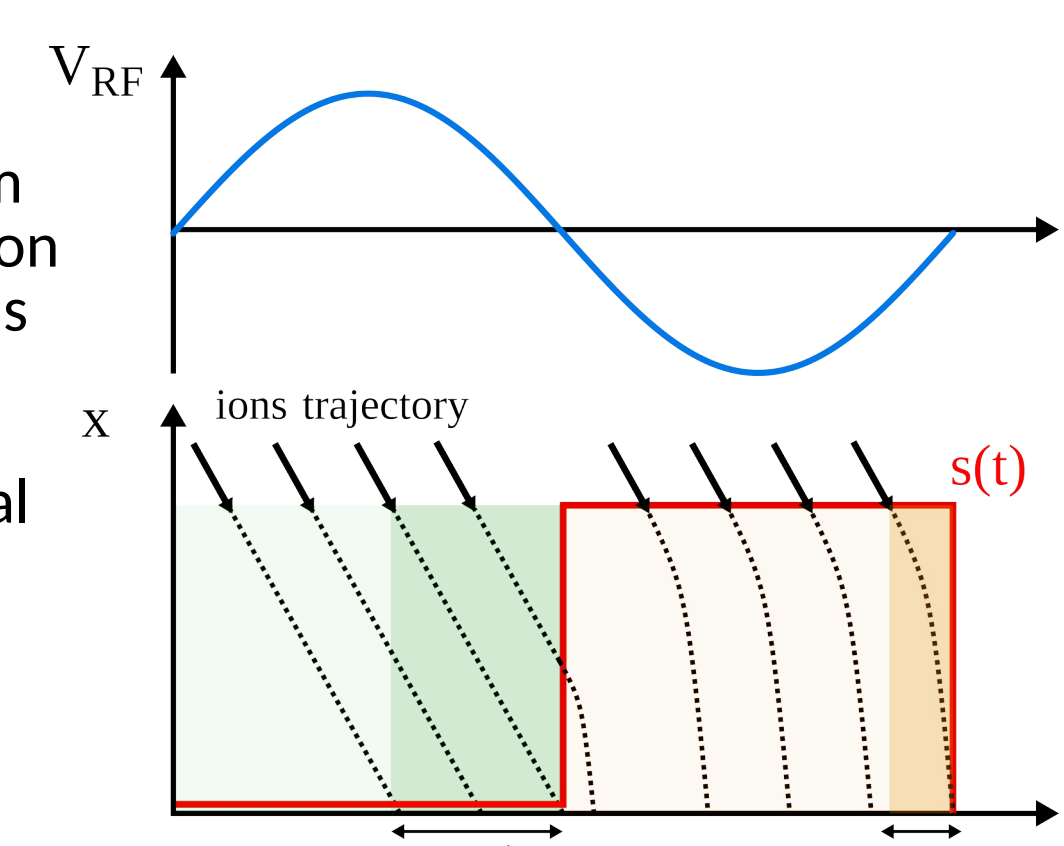
- When the RF frequency increases, ions do not undergo instantaneous potential variation and subsequent acceleration in the field [4] → the gap between the energy peaks decreases (since eventually only one peak subsists).

- the distribution of the angle of impact of ions onto the surface is displaced towards the perpendicular direction since a larger proportion of them are strongly accelerated in this direction when the RF frequency increases.



- J_i^+ (resp. J_i^-) represents the proportion of the total ion flux reaching the wall when the wall potential is positive (resp. negative). This proportion depends on the time of flight of ions in the sheath area vs. the RF period as depicted in the figure below (see for instance ref [5]).

- It induces a maximum of the heat deposited on the wall because at this point, a maximum of ions has undergone a large negative potential drop in the sheath.



References:

- [1] W. Schwarzenbach et al. J. Vac. Sci. Technol. 14, 132 (1996)
- [2] K.-U. Riemann, J. Appl. Phys. 65, 999 (1989)
- [3] M. Lieberman and A. Lichtenberg, Principles of plasma discharges and material processing, Wiley-Interscience, 2005
- [4] M. J. Kushner, J. Appl. Phys. 58, 1024 (1985)
- [5] M. A. Sobolewski, Phys. Rev. E 62, 8540 (2000)

Acknowledgments:

This work was supported by the French National Research Agency (Agence Nationale de la Recherche) under project SHEAR ANR-19-CE30-033-01. It was also carried out within the framework of the EUROfusion Consortium, funded by the European Union via the Euratom Research and Training Programme (Grant Agreement No 101052200 — EUROfusion)