



HAL
open science

Combined effects of annual crop agricultural practices on earthworm communities

Abdourahmane Diallo, Kevin Hoeffner, Sarah Guillocheau, Pierrick Sorgniard,
Daniel Cluzeau

► **To cite this version:**

Abdourahmane Diallo, Kevin Hoeffner, Sarah Guillocheau, Pierrick Sorgniard, Daniel Cluzeau. Combined effects of annual crop agricultural practices on earthworm communities. *Applied Soil Ecology*, 2023, 192, pp.105073. 10.1016/j.apsoil.2023.105073 . hal-04195142

HAL Id: hal-04195142

<https://hal.science/hal-04195142>

Submitted on 22 Sep 2023

HAL is a multi-disciplinary open access archive for the deposit and dissemination of scientific research documents, whether they are published or not. The documents may come from teaching and research institutions in France or abroad, or from public or private research centers.

L'archive ouverte pluridisciplinaire **HAL**, est destinée au dépôt et à la diffusion de documents scientifiques de niveau recherche, publiés ou non, émanant des établissements d'enseignement et de recherche français ou étrangers, des laboratoires publics ou privés.

1 Combined effects of annual crop agricultural practices on earthworm communities

2

3 Abdourahmane Diallo^{a,1}, Kevin Hoeffner^{a,1,*}, Sarah Guillocheau^a, Pierrick Sorgniard^b, Daniel

4 Cluzeau^a

5

6 **Addresses:**

7 a. University of Rennes, CNRS, ECOBIO [(Ecosystèmes, biodiversité, évolution)] - UMR

8 6553, Rennes, France

9 b. Agricultural cooperative of Le Gouessant, Lamballe, France

10 ¹Joint first authorship: These authors contributed equally to this manuscript.

11 ***Corresponding author:**

12 Kevin Hoeffner (kevin.hoeffner@univ-rennes.fr)

13

14 **Abstract**

15 Earthworm communities are subjected to a great variety of agricultural practices in cropping
16 systems. Most studies that focus on the impacts of agricultural practices on earthworm
17 communities have been carried out on a small combination of practices (e.g., tillage, pesticides,
18 fertilization...) while their simultaneous effects in the field remain little known. In this context,
19 the aim of the present study was to jointly evaluate the effects of (i) tillage (ploughing vs
20 reduced tillage), (ii) fertilization (mineral and organic) and (iii) pesticide applications
21 (herbicides and a combination of insecticides, fungicides and molluscicides) on earthworm
22 communities. Abundance, biomass and richness of earthworm communities were monitored for
23 four consecutive years (2017 to 2020) on a network of 26 fields where annual crops are
24 cultivated, in Brittany (France). The results of this medium-term multifactorial study
25 highlighted that tillage was the most influential agricultural practice on earthworms, followed
26 respectively by fertilization and pesticides application. Our study demonstrated that ploughing
27 was more detrimental to earthworm biomass and richness than to earthworm abundance.
28 Compared to reduced tillage, plough decreased earthworm richness by 1.2-fold, total earthworm
29 biomass by 1.6-fold, *Aporrectodea* anecic biomass and abundance by respectively 2.7-fold and
30 2.8-fold. Increased mineral fertilization increased epigeic abundance and biomass as well as
31 *Lumbricus* anecic biomass. In contrast, organic fertilization did not affect any earthworm
32 community parameters. Increase use of insecticides, fungicides and molluscicides decreased
33 the biomass of *Aporrectodea* anecic earthworms. Finally, endogeic earthworms have not been
34 impacted by any agricultural practices. To move towards sustainable agriculture, it is necessary
35 to adapt crop management in order to preserve the ecosystem services provided by soil
36 biodiversity, in particular earthworms.

37 **Keywords:** Soil biodiversity; tillage; fertilization; pesticide; crop management

38 1. Introduction

39 In order to cope with crop needs, pedo-climatic contexts and an increasing demand for
40 food, fodder, fiber, and bioenergy of a growing human population, very diverse practices have
41 been developed in annual crops systems (Filson, 2005; Bruinsma, 2015; Shrestha et al., 2021;
42 Abudulai et al., 2022). However, the intensification of agricultural practices has led to soil
43 degradation (Lal et al., 2020; Kraamwinkel et al., 2021) caused by, among others, soil
44 compaction, nutrient leaching and pesticide application (Parris, 2011; Gaupp-Berghausen et al.,
45 2015; Socorro et al., 2016; Rumschlag et al., 2020), reducing the capacity of agricultural lands
46 to provide ecosystem services and contributing to biodiversity loss (Gomiero et al., 2008;
47 Gabriel et al., 2013; Bai et al., 2018; Giannakis et al., 2019).

48 Earthworms are widespread in temperate climates and play a role in a wide range of soil
49 ecosystem services (Blouin et al., 2013) particularly valuable in annual crops systems (Bertrand
50 et al., 2015). For instance, they contribute to the improvement of soil structure (Capowiez et
51 al., 2012; Sharma et al., 2017; Schon et al., 2017), to water infiltration (Bouché and Al-Addan,
52 1997; Capowiez et al., 2014; Cunha et al., 2016), to nutrient mineralization (Van Groenigen et
53 al., 2019), leading to an increase in primary production (Scheu, 2003; Brown et al., 2004). A
54 meta-analysis by Van Groenigen et al. (2014) concluded that, on average, the presence of
55 earthworms increased aboveground biomass by 34 % for barley, 28 % for maize and 29 % for
56 wheat. However, if intensive land management practices are carried out on an annual crop, it
57 can negatively influence earthworm communities and therefore their contribution to ecosystem
58 services (Capowiez et al., 2009; Pelosi et al., 2016; Nuutinen and Butt, 2019).

59 The effects of agricultural practices on earthworm communities have been extensively
60 studied and reviewed (Pelosi et al., 2009; Datta et al., 2016; Briones and Schmidt, 2017) with
61 special attention to soil tillage (Emmerling, 2001; Crittenden et al., 2014; Pelosi et al., 2014b),

62 pesticides inputs (Krogh et al., 2007; Pelosi et al., 2014a; Maggi and Tang, 2021), plus organic
63 and mineral fertilization (Leroy et al., 2008; Niswati et al., 2022). It is well known that the
64 negative effects of some agricultural practices on earthworm communities may be compensated
65 by others that are more favorable (Nuutinen, 1992; Overstreet et al., 2010; Torppa and Taylor,
66 2022). Simonsen et al., (2010) examined the combined effect of tillage, manure inputs, pesticide
67 use, and crop diversity in a long term observatory and concluded that organic fertilization and
68 tillage had most impact on total earthworm abundance. However, only a few studies have been
69 carried out to determine the combined effects of a range of agricultural practices on earthworm
70 communities: thus, it remains generally difficult to rank which practices have the most or least
71 effects on earthworm communities (Pelosi et al., 2009; Ashworth et al., 2017). Besides, the
72 effects of these agricultural practices on earthworm communities are usually studied in
73 experimental sites focusing on specific agricultural practices (Capowiez et al., 2009; Crittenden
74 et al., 2014; Rodríguez et al., 2020). Therefore, it is necessary to evaluate the combined effects
75 of agricultural practices on earthworm communities through diversified practices implemented
76 by farmers currently in the field.

77 The aim of this study was to evaluate the combined effects of (i) tillage (either ploughing
78 or reduced tillage), (ii) mineral and organic nitrogen (N) fertilization and (iii) pesticides
79 applications (herbicides and insecticides-fungicides and molluscicides) on earthworm
80 community parameters. We hypothesized that the simultaneous intensification of tillage and
81 pesticide application would have a negative effect on those parameters, while fertilization
82 would have a positive effect. The study was conducted in Brittany (France), on 26 annual crops,
83 sampled each spring from 2017 to 2020. Several parameters describing earthworm communities
84 were evaluated, that included earthworm total abundance, biomass and species diversity as well

85 as the abundance and biomass within each earthworm ecological category (i.e., epigeic,
86 *Lumbricus anecic*, *Aporrectodea anecic* and endogeic).

87

88 **2. Materials and methods**

89 **2.1. Study site and field network**

90 The study site is in the departments of Côtes d'Armor and Ille-et-Vilaine near the city
91 of Rennes, in Brittany, northwestern France (48°2'N, 2°3'W). Agriculture in the study area is
92 mainly dedicated to dairy farming and cereal crops (wheat, maize and rapeseed), temporary
93 grassland and annual forage. The surface area of the study site was approximately 2000 km²
94 and the climate of the area is oceanic with a mean annual rainfall of 733.0 mm, a mean annual
95 temperature of 11.7 °C, a monthly minimum of 2.3 °C and a monthly maximum of 22.3 °C
96 (data from Météo France 2007–2020). The main soil types encountered are humic silty-textured
97 cambisols developed on aeolian silts (GIP Bretagne Environnement, 2005; FAO, 2014).

98 We used the data from DEPHY (Demonstration, Experimentation and Reference
99 Production of pHYtosanitary Products Efficient Systems) farm network which was created in
100 2010 as part of the national ECOPHYTO plan, set up in 2008 by the French government
101 (Barzman and Dachbrodt-Saaydeh, 2011). The DEPHY farm network is managed at national
102 scale by the French Ministry of Agriculture (Ministère de l'Agriculture et de la Souveraineté
103 alimentaire) with the aim of promoting and evaluating the implementation of practices to reduce
104 the use of phytosanitary products (Fouillet et al., 2022). We selected 26 fields with annual crops
105 in conventional agriculture and where applied management practices were representative of
106 those used in the region (tillage, fertilization and pesticide). Wheat was cultivated on all fields

107 at the beginning of the study in 2017, which allowed for a start of earthworm monitoring on the
108 same crop.

109 In 2018, 5×100 g soil cores (0-25 cm depth) were collected near the earthworm
110 sampling points from each plot, pooled and homogenized to analyze a composite soil sample.
111 The analytical laboratory AUREA AGROSCIENCE (Brittany, France) analyzed particle-size
112 distribution (NF X 31.107), organic matter content (NF ISO 14235), pH (NF ISO 10390) and
113 cation exchange capacity (CEC; NF X 31.130) of the composite soils. The 0-25 cm soil layer
114 was characterized by a silty texture and, on average, an organic matter content of 2.5 ± 0.5 %,
115 a pH of 6.8 ± 0.4 , and a CEC of 10.01 ± 1.35 meq/100 g (mean \pm standard deviation;
116 Supplementary Table S1).

117

118 **2.2. Agricultural practices**

119 Five agricultural practices reflecting the management of annual crops were selected:
120 tillage, fertilization (mineral and organic) and pesticide application (herbicides only and
121 grouping insecticides, fungicides and molluscicides; Supplementary Table S2). An annual
122 farmers survey allowed information to be obtained about agricultural practices up to 12 months
123 prior to earthworm sampling. It is important to note that farming practices within each plot,
124 such as fertilizer and pesticide use, can vary from year to year due to farmers' adaptation to the
125 crops.

126 Tillage modalities were either ploughing i.e., opening and turning over the soil (with a
127 plough or a spade at a depth of 20 cm) or reduced tillage i.e., loosening the soil to less than 15
128 cm of depth without turning it (unploughed). Over the entire study, 63 plots were ploughed and
129 41 were under reduced tillage.

130 Fertilizers were organic and/or mineral, the organic fertilization derived mostly from
131 livestock waste application (pig and cattle manure). The farmers that we followed for this study
132 were supervised by members from COMIFER (French Committee for the Study and
133 Development of Reasoned Fertilization) to help them know the quantities of organic matter to
134 spread according to the crops. Thus, to convert organic fertilizers into units of nitrogen per
135 hectare (N units ha⁻¹), the formula used was (Agasse et al., 2013) :

136
$$\text{N units ha}^{-1} = \text{N content of organic matter} \times \text{total amount of organic matter applied} \times$$

137
$$\text{coefficient of equivalence of efficient mineral N fertilizer}$$

138 On all plots in our study, the mean organic fertilization was 96 (\pm 71 standard deviation (sd))
139 N units ha⁻¹ ranging from 0 to 320 N units ha⁻¹. Mineral fertilization mainly consisted in N,
140 phosphorus and potassium application. Over the entire study, the average mineral fertilization
141 was 60 (\pm 51 sd) N units ha⁻¹, ranging from 0 to 180 N units ha⁻¹.

142 The Treatment Frequency Index (TFI) was calculated (i) for herbicides only, and (ii) by
143 grouping insecticides, fungicides and molluscicides together. The grouping of insecticides,
144 fungicides and molluscicides was done firstly because they are used in small quantities and this
145 avoided overparameterization of the models and secondly because some broad-spectrum
146 insecticide, fungicide and molluscicide molecules may impact non-target organisms (Reinecke
147 and Reinecke, 2007; Pereira et al., 2009; Sánchez-Bayo, 2011; Jayaraj et al., 2016). The TFI of
148 Herbicides (TFI_H) and the combination of Insecticides, Fungicides and Molluscides
149 (TFI_IFM) were calculated using the following formula described by Barzman and Dachbrodt-
150 Saaydeh, (2011).

151
$$TFI = \frac{\text{active substance dose applied} \times \text{area treated}}{\text{active substance dose recorded} \times \text{total plot area}}$$

152 Over the entire study, the average TFI_H was 1.62 (\pm 0.88 sd) ranging from 0 to 4 and the
153 average TFI_IFM was 0.52 (\pm 0.63 sd) ranging from 0 to 3.25.

154

155 **2.3. Earthworm sampling and laboratory analysis**

156 Earthworms were sampled from the 26 plots each spring (2017 to 2020) with a modified
157 protocol (ISO 23611-1:2018) that consisted of extracting six blocks of soil, two meters from
158 each other, with a size of 20 cm \times 20 cm, at a depth of 25 cm, by using a spade and hand-sorting
159 to collect the earthworms. Sampling was undertaken 10 meters from any field edge (e.g., road,
160 hedge, slope). Each year, samples were staggered by five meters to avoid the exact location
161 used before. Collected earthworms were stored in 96 % ethanol before laboratory analysis.

162 In the laboratory, earthworms were counted, weighed, assigned to a developmental
163 stage (juvenile, sub-adult, and adult), identified to subspecies level, and assigned to an
164 ecological category: epigeic, *Lumbricus anecic*, *Aporrectodea anecic*, and endogeic (Bouché,
165 1972, 1977; Jégou et al., 1998; Hoeffner et al., 2019). Juvenile earthworms that could not be
166 determined at the species level were assigned to species based on the proportion of adults and
167 sub-adults identified in the plot. Earthworm community parameters derived from the sampling
168 data were: total abundance and biomass, abundance and biomass of ecological categories,
169 richness and evenness index which was calculated with the following formula: Evenness index
170 = H' / H_{max} where H' is the Shannon diversity index. All were expressed at the scale of one
171 square meter by multiplying by 25 the figures obtained from the six blocks.

172

173 **2.4. Statistical analysis**

174 Statistical analyses were performed with R software version 4.1.3 (R Core Team, 2022).
175 A significant effect always corresponded to a P-value less than 0.05. We used generalized linear
176 mixed models (GLMM) to test jointly the effects of tillage, fertilizations and pesticides
177 applications on all the mentioned parameters describing earthworm communities. Two random
178 factors were included in the models: plot identification and year of sampling due to the cross-
179 over experimental design (Harrison et al., 2018). The variance inflation factor (VIF) of each
180 variable entered into the model was evaluated, to test for multicollinearity between agricultural
181 practices. Agricultural variables with a VIF higher than 5 were removed from the model. The
182 conditions of homoscedasticity, normality and overdispersion of the residuals were checked.
183 Since the overdispersion was not respected, we replaced the Poisson distribution by the negative
184 binomial distribution. The best model was selected based on the second-order Akaike
185 information criterion (AICc).

186

187 **3. Results**

188 In the 26 annual crop plots sampled during the four years of observation, average
189 earthworm species richness, abundance, and biomass reached respectively 5.4 ± 1 species, 233
190 ± 166 individuals m^{-2} , and 61 ± 40 grams m^{-2} . On average, earthworm total abundance was,
191 179, 268, 187 and 300 individuals m^{-2} for 2017, 2018, 2019, 2020 respectively. In addition,
192 epigeic amounted to 7% of earthworm abundance while *Lumbricus anecic* accounted for 9%,
193 *Aporrectodea anecic* accounted for 7% and endogeic to 77% (Supplementary Table S3).
194 Average biomass was composed of 5% of epigeic, 19% of *Lumbricus anecic*, 20% of
195 *Aporrectodea anecic*, and 56% of endogeic (Supplementary Table S3). The most common
196 species were *Lumbricus castaneus* (Savigny, 1826) for epigeic, *Lumbricus terrestris* (Linnaeus,
197 1758) for *Lumbricus anecic*, *Aporrectodea nocturna* (Evans, 1946) for *Aporrectodea anecic*

9

198 and *Aporrectodea calignosa calignosa* (Savigny, 1826) and *Allolobophora chlorotica*
199 (Savigny, 1826) for endogeic. In total, 18 earthworm species were recorded during this study.
200 The list of all earthworm species found in the 26 annual crop plots monitored during the four
201 years of sampling is presented in Supplementary Table S4.

202 Regarding the type of tillage, total earthworm biomass was 1.6 times lower in ploughed
203 plots than under reduced tillage (Figure 1a; Table 1), which is probably due to the significant
204 decrease of *Aporrectodea anecic* biomass (Figure 1c; Table 1) as well as a trend of both
205 *Lumbricus anecic* and endogeic biomass to decline (Table 1). *Aporrectodea anecic* abundance
206 was 2.8 times lower in plots with ploughing than in plots with reduced tillage (Figure 1d; Table
207 1). Indeed, there were twice as many *Aporrectodea nocturna* in plots managed with reduced
208 tillage. In addition, there was a decreasing trend in the abundance of *Lumbricus anecic* (Table
209 1), which may have also contributed to this decrease in total biomass. The decrease of
210 *Lumbricus anecic* was related to the decrease of *Lumbricus rubellus rubellus* and *Lumbricus*
211 *centralis* in the ploughed plots. The other ecological categories were balanced between the two
212 types of tillage. Thus, the species richness was 1.2 times lower in plots with ploughing than
213 under reduced tillage (Figure 1b; Table 1). The type of tillage did not significantly impact total
214 earthworm abundance, evenness index, epigeic abundance and biomass, nor endogeic abundance
215 (Table 1).

216 Regarding fertilization, an increase in mineral fertilization significantly increased
217 epigeic abundance and biomass (Figures 2a and 2b; Table 1), as well as *Lumbricus anecic*
218 biomass (Figure 2c; Table 1). However, no significant influence of organic fertilization was
219 observed on all the earthworm parameters studied. Furthermore, mineral fertilization did not
220 affect total earthworm abundance and biomass, evenness index, *Lumbricus anecic* abundance,
221 *Aporrectodea anecic* biomass, species richness, or endogeic abundance and biomass (Table 1).

222 An increase in TFI_IFM resulted in a decrease in biomass of *Aporrectodea anecic*
223 (Figure 3a; Table 1), whereas an increase in TFI_H tended to reduce the abundance and biomass
224 of *Lumbricus anecic* (Figures 3b and 3c; Table 1). However, the increased TFI caused no
225 significant decrease in any particular species. In addition, the evenness index, *Aporrectodea*
226 *anecic* abundance, epigeic, endogeic and the total earthworm were not affected by TFI_IFM
227 and TFI_H (Table 1).

228

229 4. Discussion

230 In the present study, average earthworm species richness and abundance respectively
231 reached 5.4 ± 1 species and 233 ± 166 individuals m^{-2} , which are similar range to those found
232 in previous studies conducted on crop plots under temperate climate. For instance, in 52 annual
233 crops in western France Cluzeau et al. (2012) observed 215 individuals m^{-2} and 7.4 species m^{-2} ,
234 while in 58 annual crops in Estonia Ivask et al. (2007) observed 81.4 individuals m^{-2} and 3.7
235 species m^{-2} on average. Moreover, in the present study, eighteen earthworm species were found,
236 which is close with the twenty three earthworm species recorded by Cluzeau et al. (2012) in the
237 same region.

238

239 4.1. Ploughing was the most detrimental agricultural practice for earthworms

240 Total earthworm biomass was 160% higher in plots under reduced tillage than in
241 ploughed plots. This finding is consistent with the meta-analysis of Briones and Schmidt
242 (2017), that found +101% of earthworm biomass in conservation agriculture plots and +196 %
243 in no-till plots than in ploughed plots. In this study, the higher earthworm biomass in plots under
244 reduced tillage was particularly due to an increase in anecic biomass (significant for

245 *Aporrectodea* anecic and as a trend for *Lumbricus* anecic). In addition, earthworm richness also
246 increased in plots under reduced tillage compared to those that were ploughed. These results
247 are consistent with previous studies that highlighted a negative effect of ploughing on
248 earthworms, especially on the anecic ecological group (Chan, 2001; Ernst and Emmerling,
249 2009; Crittenden et al., 2014; Briones and Schmidt, 2017). Our study highlighted that ploughing
250 has a greater impact on biomass and richness than on earthworm abundance. Indeed, by turning
251 the soil, ploughing injures and kills earthworms directly and exposes them to harsh
252 environmental conditions and predators. Anecic earthworms in particular face the destruction
253 of their vertical burrows while their food sources are buried (Chan, 2001; Pelosi et al., 2014b;
254 Briones and Schmidt, 2017). However, in the present study, the increase in the abundance of
255 *Aporrectodea* anecic in the reduced tillage plots did not affect the total earthworm abundance
256 but rather the total biomass. This result could be explained by the higher individual weight of
257 anecic earthworms compared to endogeic and epigeic earthworms (Bouché, 1972; Sims and
258 Gerard, 1999). Because they accounted for 16% of total earthworm abundance and for 39% of
259 total earthworm biomass in the study, the reduction of anecic earthworms under ploughing
260 systems notably impacted total earthworm biomass and, to a lesser extent, total earthworm
261 abundance compared to reduced tillage. Epigeic and endogeic earthworms were not affected by
262 ploughing which could be explained by their relatively small size compared to large anecic
263 (Schmid et al., 2003; Postma-Blaauw et al., 2010). Therefore, by reducing anecic abundance
264 and biomass, ploughing limits their contribution to ecosystem services such as the development
265 of soil structure and porosity (Bastardie et al., 2003; Capowiez et al., 2015; Frazão et al., 2019),
266 the creation of habitat for soil biodiversity (Eisenhauer, 2010; Andriuzzi et al., 2015; Hoeffner
267 et al., 2018) or plant growth (Scheu, 2003; Van Groenigen et al., 2014). Finally, it is important
268 to consider that the present study did not investigate differences between tillage depths, tools

269 and methods diversity (e.g. chisel, rotatory harrow, cultivators...) nor tillage frequency, which
270 are all variables likely to influence earthworm communities (Capowiez et al., 2009; Briones
271 and Schmidt, 2017).

272

273 **4.2. Mineral nitrogen fertilization has positive effects on epigeic and *Lumbricus anecic*** 274 **earthworms**

275 We observed a positive effect of mineral fertilization on epigeic abundance and biomass as
276 well as on *Lumbricus anecic* biomass, however *Aporrectodea anecic* as well as endogeic
277 abundance and biomass were not affected by an increase of mineral fertilization. In addition,
278 the increase of organic fertilization did not affect any earthworm community parameters.
279 Consistent with most of these results, several studies also found no effect of organic or mineral
280 fertilization on earthworm abundance and biomass (Timmerman et al., 2006; Valdez et al.,
281 2020). Other studies observed an increase in earthworm abundance and biomass with increasing
282 organic or mineral fertilization (Iordache, 2012; Zhu and Zhu, 2015; Blanchet et al., 2016,
283 Betancur-Corredor et al., 2023). Indeed, it is commonly accepted that increasing N fertilization
284 increases primary production, which, for earthworms, increases food supply, and provides
285 refuge from predator and extreme climatic events (Leroy et al., 2007, 2008; Iordache, 2012;
286 Zhu and Zhu, 2015; Niswati et al., 2022). If mineral fertilization does not provide a direct source
287 of food for earthworms, in our study it was generally associated with intercrops in the rotation,
288 requiring additional fertilization that can be rapidly assimilated by the plants. Hence, intercrops
289 could provide fresh plant-derived material, refuge against predator and extreme climatic events
290 preferentially for epigeic and *Lumbricus anecic* earthworms living in close contact with the soil
291 surface, compared to *Aporrectodea anecic* and endogeic (Edwards and Lofty, 1982). Indeed,

292 *Aporrectodea* anecic and endogeic earthworms preferentially feed on aged plant-derived
293 materials (i.e., decomposed organic matter) while epigeic and *Lumbricus* anecic earthworms
294 rather feed on fresh plant-derived materials on the soil surface (Bouché, 1977; Andriuzzi et al.,
295 2015; Larsen et al., 2016, Hoeffner et al., 2022). As this remains hypothetical, further studies
296 are needed to elucidate the effect of mineral and organic fertilizer on earthworm communities
297 and especially on these two earthworm ecological categories.

298

299 **4.3. Pesticide application negatively impacts anecic earthworms**

300 In the present study, we observed a negative effect of pesticides on anecic earthworms
301 (significant for *Aporrectodea* and as a trend for *Lumbricus*) but no effect on epigeic and
302 endogeic ecological categories, nor on total earthworm abundance, biomass, and richness.
303 Previous studies, investigating the effects of different types of pesticides (fungicides,
304 insecticides, herbicides...) on earthworm communities in cropland, reported inconsistent
305 results. While some studies found a negative relationship between pesticides application and
306 earthworm abundance or biomass (Krogh et al., 2007; Pelosi et al., 2013; Treder et al., 2020;
307 Maggi and Tang, 2021) others demonstrated no response (Tarrant et al., 1997; Simonsen et al.,
308 2010; Treder et al., 2020). This is probably related to several confounding factors that may
309 aggravate or limit the effects of pesticides on earthworms, such as their active ingredient target
310 (e.g., inhibition of cell respiration, disruption of cell division, permeability of membranes...),
311 their persistence in the soil, application frequencies and doses, as well as environmental
312 conditions during application (Laitinen et al., 2006; Pelosi et al., 2013; Gaupp-Berghausen et
313 al., 2015). In addition, very little research has been done on cocktail effects of pesticides on
314 earthworm communities (Pelosi et al., 2013; Gunstone et al., 2021), even though they are likely
315 to occur in the field. A recent meta-analysis by Beaumelle et al (2023) showed that pesticides

316 with the most negative effects on soil fauna diversity were those that targeted a wide range of
317 organisms. This could occur either through the application of a single broad-spectrum
318 substance, or through the combined application of multiple substances at the same time or along
319 the crop season. In the present study, the different confounding factors were not considered in
320 the calculation of the TFI, which allows comparison of the intensity of pesticide use only.
321 Except for epigeic which was the least representative ecological category (the most affected by
322 fertilization), pesticides impact on anecic earthworms is consistent with previous studies that
323 highlighted a greater impact than on endogeic earthworms (Krogh et al., 2007; Pelosi et al.,
324 2013; Gaupp-Berghausen et al., 2015). This could be explained by their behavior, as they are
325 more frequently in contact with the soil surface and are more exposed to pesticides. Besides,
326 since anecic earthworms represented less than 17% of total earthworm abundance in the present
327 study, a decrease in their abundance consequently impacted the total earthworm abundance to
328 a limited extent only. Interestingly we observed that the increase of TFI_IFM significantly
329 decreased the biomass of *Aporrectodea* anecic, while the increase of TFI_H tended to lower
330 *Lumbricus* anecic abundance and biomass. This greater negative effect of TFI_IFM could be
331 explained by the fact that TFI_IFM harm a wider range of organisms by combining the direct
332 and indirect effects of all three types of pesticide (insecticides, fungicides and molluscicides;
333 Beaumelle et al., 2023). Given their functional role in soils, it would be useful to undertake
334 more studies on the contrasting effects of pesticides on these two anecic earthworm groups.
335 Endogeic earthworms were not affected by pesticides which could be explained by the fact that
336 they are not directly exposed to pesticides sprayed on crop foliage or on the soil surface, and
337 they do not feed on fresh surface organic matter that may contain pesticide residues (Pelosi et
338 al., 2013; Edwards and Arancon, 2022) which could reduce their vulnerability to hazardous
339 chemicals (Hedde et al., 2012; Pelosi et al., 2013;). Overall, our study highlighted, the harmful

340 effects of pesticides applied at typical doses in cropping systems on earthworms. Consequently,
341 our results strengthen the challenge to pesticide approval protocols, which should be based on
342 robust studies that fully understand the long-term effects of pesticides under typical field
343 conditions (Beaumelle et al., 2023). It is crucial to develop transparent new approaches that
344 take into account the combined effects of pesticides on earthworm communities under realistic
345 field conditions (Panico et al., 2022; Beaumelle et al., 2023).

346

347 **5. Conclusions**

348 Our study highlighted the importance of considering multiple agricultural practices to
349 assess the effects of agriculture on earthworm communities. The results of this medium-term
350 multifactorial study clearly illustrate that tillage was the most influential agricultural practice
351 on earthworms, followed respectively by fertilization and pesticides application. Furthermore,
352 this study highlights that ploughing negatively impacted total biomass, species richness and
353 *Aporrectodea* anecic earthworms. Increased mineral fertilization favored epigeic abundance
354 and biomass as well as *Lumbricus* anecic biomass while organic fertilization did not affect any
355 earthworm community parameters. A higher TFI_IFM decreased *Aporrectodea* anecic biomass
356 while a greater TFI_H tended to lower *Lumbricus* anecic abundance and biomass as well as
357 species richness. Since our study demonstrated that agricultural practices have both negative
358 (tillage and pesticides application) and positive (mineral fertilization) effects on earthworms in
359 the field, it is therefore necessary to reconsider all agricultural practices in order to preserve soil
360 biodiversity, particularly earthworms.

361 **References**

- 362 Abudulai, M., Nboyine, J.A., Quandahor, P., Seidu, A., Traore, F., 2022. Agricultural
363 intensification causes decline in insect biodiversity, global decline of insects.
364 IntechOpen. <https://doi.org/10.5772/intechopen.101360>
- 365 Agasse, S., Bouthier, A., Burtin, M. L., Butler, F., Canard, A., ..., Rosengarten, P., 2013. Calcul
366 de la fertilisation azotée: guide méthodologique pour l'établissement des prescriptions
367 locales: cultures annuelles et prairies. COMIFER, Paris, France.
- 368 Andriuzzi, W.S., Ngo, P.-T., Geisen, S., Keith, A.M., Dumack, K., Bolger, T., Bonkowski, M.,
369 Brussaard, L., Faber, J.H., Chabbi, A., Rumpel, C., Schmidt, O., 2015. Organic matter
370 composition and the protist and nematode communities around anecic earthworm
371 burrows. *Biol. Fertil. Soils* 52, 91–100. <https://doi.org/10.1007/s00374-015-1056-6>
- 372 Ashworth, A.J., Allen, F.L., Tyler, D.D., Pote, D.H., Shipitalo, M.J., 2017. Earthworm
373 populations are affected from long-term crop sequences and bio-covers under no-tillage.
374 *Pedobiologia* 60, 27–33. <https://doi.org/10.1016/j.pedobi.2017.01.001>
- 375 Bai, Z., Caspari, T., Gonzalez, M.R., Batjes, N.H., Mäder, P., Bünemann, E.K., de Goede, R.,
376 Brussaard, L., Xu, M., Ferreira, C.S.S., Reintam, E., Fan, H., Mihelič, R., Glavan, M.,
377 Tóth, Z., 2018. Effects of agricultural management practices on soil quality: A review
378 of long-term experiments for Europe and China. *Agric. Ecosyst. Environ.* 265, 1–7.
379 <https://doi.org/10.1016/j.agee.2018.05.028>
- 380 Bastardie, F., Capowiez, Y., de Dreuzy, J.-R., Cluzeau, D., 2003. X-ray tomographic and
381 hydraulic characterization of burrowing by three earthworm species in repacked soil
382 cores. *Appl. Soil Ecol.* 24, 3–16. [https://doi.org/10.1016/S0929-1393\(03\)00071-4](https://doi.org/10.1016/S0929-1393(03)00071-4)

383 Barzman, M., Dachbrodt-Saaydeh, S., 2011. Comparative analysis of pesticide action plans in
384 five European countries. *Pest Management Science* 67, 1481–1485.
385 <https://doi.org/10.1002/ps.2283>

386 Beaumelle, L., Tison, L., Eisenhauer, N., Hines, J., Malladi, S., Pelosi, C., Thouvenot, L.,
387 Phillips, H.R.P., 2023. Pesticide effects on soil fauna communities—A meta-analysis.
388 *Journal of Applied Ecology*. <https://doi.org/10.1111/1365-2664.14437>

389 Bertrand, M., Barot, S., Blouin, M., Whalen, J., Oliveira, T. de, Roger-Estrade, J., 2015.
390 Earthworm services for cropping systems. A review. *Agron. Sustain. Dev.* 35, 553–567.
391 <https://doi.org/10.1007/s13593-014-0269-7>

392 Betancur-Corredor, B., Lang, B., Russell, D.J., 2023. Organic nitrogen fertilization benefits
393 selected soil fauna in global agroecosystems. *Biol Fertil Soils* 59, 1–16.
394 <https://doi.org/10.1007/s00374-022-01677-2>

395 Blanchet, G., Gavazov, K., Bragazza, L., Sinaj, S., 2016. Responses of soil properties and crop
396 yields to different inorganic and organic amendments in a Swiss conventional farming
397 system. *Agric. Ecosyst. Environ.* 230, 116–126.
398 <https://doi.org/10.1016/j.agee.2016.05.032>

399 Blouin, M., Hodson, M.E., Delgado, E.A., Baker, G., Brussaard, L., Butt, K.R., Dai, J.,
400 Dendooven, L., Peres, G., Tondoh, J.E., Cluzeau, D., Brun, J.-J., 2013. A review of
401 earthworm impact on soil function and ecosystem services. *Eur. J. Soil Sci.* 64, 161–
402 182. <https://doi.org/10.1111/ejss.12025>

403 Bouché, M.B., 1972. *Lombriciens de France: écologie et systématique*, INRA-Annales de
404 *Zoologie Ecologie Animale*. Ed. INRA, France.

405 Bouché, M.B., 1977. Strategies lombriciennes. *Ecol. Bull. Soil Organisms as Components of*
406 *Ecosystems*, 122–132.

407 Bouché, M.B., Al-Addan, F., 1997. Earthworms, water infiltration and soil stability: Some new
408 assessments. *Soil Biol. Biochem.*, 5th International Symposium on Earthworm Ecology
409 29, 441–452. [https://doi.org/10.1016/S0038-0717\(96\)00272-6](https://doi.org/10.1016/S0038-0717(96)00272-6)

410 Briones, M.J.I., Schmidt, O., 2017. Conventional tillage decreases the abundance and biomass
411 of earthworms and alters their community structure in a global meta-analysis. *Glob.*
412 *Change Biol.* 23, 4396–4419. <https://doi.org/10.1111/gcb.13744>

413 Brown, G.G., Edwards, C.A., Brussaard, L., 2004. How earthworms affect plant growth:
414 burrowing into the mechanisms. *Earthworm Ecol.* 2, 13–49.

415 Bruinsma, J. (Ed.), 2017. *World Agriculture: Towards 2015/2030: An FAO Study*. Routledge,
416 London. <https://doi.org/10.4324/9781315083858>

417 Capowiez, C., Stéphane, S., Stéphane, C., Pierre, B., Guy, R., Hubert, B., 2012. Role of
418 earthworms in regenerating soil structure after compaction in reduced tillage systems.
419 *Soil Biol. Biochem.* 55, 93–103. <https://doi.org/10.1016/j.soilbio.2012.06.013>

420 Capowiez, Y., Bottinelli, N., Sammartino, S., Michel, E., Jouquet, P., 2015. Morphological and
421 functional characterisation of the burrow systems of six earthworm species
422 (*Lumbricidae*). *Biol. Fertil. Soils* 51, 869–877. [https://doi.org/10.1007/s00374-015-](https://doi.org/10.1007/s00374-015-1036-x)
423 1036-x

424 Capowiez, Y., Cadoux, S., Bouchant, P., Ruy, S., Roger-Estrade, J., Richard, G., Boizard, H.,
425 2009. The effect of tillage type and cropping system on earthworm communities,
426 macroporosity and water infiltration. *Soil Tillage Res.* 105, 209–216.
427 <https://doi.org/10.1016/j.still.2009.09.002>

428 Capowiez, Y., Sammartino, S., Michel, E., 2014. Burrow systems of endogeic earthworms:
429 Effects of earthworm abundance and consequences for soil water infiltration.
430 *Pedobiologia* 57, 303–309. <https://doi.org/10.1016/j.pedobi.2014.04.001>

431 Chan, K.Y., 2001. An overview of some tillage impacts on earthworm population abundance
432 and diversity – Implications for functioning in soils. *Soil Tillage Res.* 57, 179–191.
433 [https://doi.org/10.1016/S0167-1987\(00\)00173-2](https://doi.org/10.1016/S0167-1987(00)00173-2)

434 Cluzeau, D., Guernion, M., Chaussod, R., Martin-Laurent, F., Villenave, C., Cortet, J., Ruiz-
435 Camacho, N., Pernin, C., Mateille, T., Philippot, L., Bellido, A., Rougé, L., Arrouays,
436 D., Bispo, A., Pérès, G., 2012. Integration of biodiversity in soil quality monitoring:
437 Baselines for microbial and soil fauna parameters for different land-use types. *Eur. J.*
438 *Soil Biol., Bioindication in Soil Ecosystems* 49, 63–72.
439 <https://doi.org/10.1016/j.ejsobi.2011.11.003>

440 Crittenden, S.J., Eswaramurthy, T., de Goede, R.G.M., Brussaard, L., Pulleman, M.M., 2014.
441 Effect of tillage on earthworms over short and medium-term in conventional and organic
442 farming. *Appl. Soil Ecol., XVI International Colloquium on Soil Zoology & XIII*
443 *International Colloquium on Apterygota, Coimbra, 2012 – Selected papers* 83, 140–148.
444 <https://doi.org/10.1016/j.apsoil.2014.03.001>

445 Cunha, L., Brown, G.G., Stanton, D.W.G., Da Silva, E., Hansel, F.A., Jorge, G., McKey, D.,
446 Vidal-Torrado, P., Macedo, R.S., Velasquez, E., James, S.W., Lavelle, P., Kille, P.,
447 Network, the T.P. de I., 2016. Soil Animals and Pedogenesis: The Role of Earthworms
448 in Anthropogenic Soils. *Soil Sci.* 181, 110–125. [https://doi:](https://doi.org/10.1097/SS.0000000000000144)
449 [10.1097/SS.0000000000000144](https://doi.org/10.1097/SS.0000000000000144)

450 Datta, S., Singh, Joginder, Singh, S., Singh, Jaswinder, 2016. Earthworms, pesticides and
451 sustainable agriculture: a review. *Environ. Sci. Pollut. Res.* 23, 8227–8243.
452 <https://doi.org/10.1007/s11356-016-6375-0>

453 Edwards, C.A., Lofty, J.R., 1982. Nitrogenous fertilizers and earthworm populations in
454 agricultural soils. *Soil Biology and Biochemistry*, A. D. McLaren Memorial Issue 14,
455 515–521. [https://doi.org/10.1016/0038-0717\(82\)90112-2](https://doi.org/10.1016/0038-0717(82)90112-2)

456 Edwards, C.A., Arancon, N.Q., 2022. The Role of Earthworms in Organic Matter and Nutrient
457 Cycles, in: Edwards, C.A., Arancon, N.Q. (Eds.), *Biology and Ecology of Earthworms*.
458 Springer US, New York, NY, pp. 233–274. [https://doi.org/10.1007/978-0-387-74943-](https://doi.org/10.1007/978-0-387-74943-3_8)
459 [3_8](https://doi.org/10.1007/978-0-387-74943-3_8)

460 Eisenhauer, N., 2010. The action of an animal ecosystem engineer: Identification of the main
461 mechanisms of earthworm impacts on soil microarthropods. *Pedobiologia* 53, 343–352.
462 <https://doi.org/10.1016/j.pedobi.2010.04.003>

463 Emmerling, C., 2001. Response of earthworm communities to different types of soil tillage.
464 *Appl. Soil Ecol.* 17, 91–96. [https://doi.org/10.1016/S0929-1393\(00\)00132-3](https://doi.org/10.1016/S0929-1393(00)00132-3)

465 Ernst, G., Emmerling, C., 2009. Impact of five different tillage systems on soil organic carbon
466 content and the density, biomass, and community composition of earthworms after a
467 ten-year period. *Eur. J. Soil Biol.* 45, 247–251.
468 <https://doi.org/10.1016/j.ejsobi.2009.02.002>

469 FAO, 2014. World reference base for soil resources 2014: international soil classification
470 system for naming soils and creating legends for soil maps. FAO, Rome.
471 <http://www.fao.org/3/i3794en/I3794en.pdf> (accessed 25 July 2022)

472 Filson, G.C., 2005. *Intensive Agriculture and Sustainability: A Farming Systems Analysis*.
473 UBC Press.

474 Fouillet, E., Delière, L., Chartier, N., Munier-Jolain, N., Cortel, S., Rapidel, B., Merot, A., 2022.
475 Reducing pesticide use in vineyards. Evidence from the analysis of the French DEPHY

476 network. *European Journal of Agronomy* 136, 126503.
477 <https://doi.org/10.1016/j.eja.2022.126503>

478 Frazão, J., de Goede, R.G.M., Capowiez, Y., Pulleman, M.M., 2019. Soil structure formation
479 and organic matter distribution as affected by earthworm species interactions and crop
480 residue placement. *Geoderma* 338, 453–463.
481 <https://doi.org/10.1016/j.geoderma.2018.07.033>

482 Gabriel, D., Sait, S.M., Kunin, W.E., Benton, T.G., 2013. Food production vs. biodiversity:
483 comparing organic and conventional agriculture. *J. Appl. Ecol.* 50, 355–364.
484 <https://doi.org/10.1111/1365-2664.12035>

485 Gaupp-Berghausen, M., Hofer, M., Rewald, B., Zaller, J.G., 2015. Glyphosate-based herbicides
486 reduce the activity and reproduction of earthworms and lead to increased soil nutrient
487 concentrations. *Sci. Rep.* 5, 12886. <https://doi.org/10.1038/srep12886>

488 Giannakis, E., Kushta, J., Giannadaki, D., Georgiou, G.K., Bruggeman, A., Lelieveld, J., 2019.
489 Exploring the economy-wide effects of agriculture on air quality and health: Evidence
490 from Europe. *Sci. Total Environ.* 663, 889–900.
491 <https://doi.org/10.1016/j.scitotenv.2019.01.410>

492 GIP Bretagne Environnement, 2005. Cartes des sols de Bretagne 2.0.
493 <https://geosass.fr/solsdebretagne/> (accessed 8 September 2022).

494 Gomiero, T., Paoletti, M.G., Pimentel, D., 2008. Energy and Environmental Issues in Organic
495 and Conventional Agriculture. *Crit. Rev. Plant Sci.* 27, 239–254.
496 <https://doi.org/10.1080/07352680802225456>

497 Gunstone, T., Cornelisse, T., Klein, K., Dubey, A., Donley, N., 2021. Pesticides and Soil
498 Invertebrates: A Hazard Assessment. *Front. Environ. Sci.* 9, 643847.
499 <https://doi.org/10.3389/fenvs.2021.643847>

500 Harrison, X.A., Donaldson, L., Correa-Cano, M.E., Evans, J., Fisher, D.N., Goodwin, C.E.D.,
501 Robinson, B.S., Hodgson, D.J., Inger, R., 2018. A brief introduction to mixed effects
502 modelling and multi-model inference in ecology. *PeerJ* 6, e4794.
503 <https://doi.org/10.7717/peerj.4794>

504 Hedde, M., van Oort, F., Lamy, I., 2012. Functional traits of soil invertebrates as indicators for
505 exposure to soil disturbance. *Environmental Pollution* 164, 59–65.
506 <https://doi.org/10.1016/j.envpol.2012.01.017>

507 Hoeffner, K., Monard, C., Santonja, M., Cluzeau, D., 2018. Feeding behaviour of epi-aneic
508 earthworm species and their impacts on soil microbial communities. *Soil Biol.*
509 *Biochem.* 125, 1–9. <https://doi.org/10.1016/j.soilbio.2018.06.017>

510 Hoeffner, K., Santonja, M., Cluzeau, D., Monard, C., 2019. Epi-aneic rather than strict-aneic
511 earthworms enhance soil enzymatic activities. *Soil Biol. Biochem.* 132, 93–100.
512 <https://doi.org/10.1016/j.soilbio.2019.02.001>

513 Hoeffner, K., Butt, K.R., Monard, C., Frazão, J., Pérès, G., Cluzeau, D., 2022. Two distinct
514 ecological behaviours within anecic earthworm species in temperate climates. *European*
515 *Journal of Soil Biology* 113, 103446. <https://doi.org/10.1016/j.ejsobi.2022.103446>

516 Iordache, M., 2012. Abundance of earthworms under fertilization with organo-mineral
517 fertilizers in a chernozem from west of Romania. *J. Food Agric. Environ.* 10, 1103–
518 1105.

519 Ivask, M., Kuu, A., Sizov, E., 2007. Abundance of earthworm species in Estonian arable soils.
520 *Eur. J. Soil Biol.* 43, S39–S42. <https://doi.org/10.1016/j.ejsobi.2007.08.006>

521 Jayaraj, R., Megha, P., Sreedev, P., 2016. Review Article. Organochlorine pesticides, their toxic
522 effects on living organisms and their fate in the environment. *Interdiscip. Toxicol.* 9,
523 90–100. <https://doi.org/10.1515/intox-2016-0012>

524 Jégou, D., Cluzeau, D., Balesdent, J., Tréhen, P., 1998. Effects of four ecological categories of
525 earthworms on carbon transfer in soil. *Appl. Soil Ecol.* 9, 249–255.
526 [https://doi.org/10.1016/S0929-1393\(97\)00057-7](https://doi.org/10.1016/S0929-1393(97)00057-7)

527 Kraamwinkel, C.T., Beaulieu, A., Dias, T., Howison, R.A., 2021. Planetary limits to soil
528 degradation. *Commun. Earth Environ.* 2, 1–4. [https://doi.org/10.1038/s43247-021-](https://doi.org/10.1038/s43247-021-00323-3)
529 [00323-3](https://doi.org/10.1038/s43247-021-00323-3)

530 Krogh, P.H., Griffiths, B., Demšar, D., Bohanec, M., Debeljak, M., Andersen, M.N., Sausse,
531 C., Birch, A.N.E., Caul, S., Holmstrup, M., Heckmann, L.-H., Cortet, J., 2007.
532 Responses by earthworms to reduced tillage in herbicide tolerant maize and Bt maize
533 cropping systems. *Pedobiologia, Soil ecological and economic evaluation of genetically*
534 *modified crops - Ecogen* 51, 219–227. <https://doi.org/10.1016/j.pedobi.2007.04.003>

535 Laitinen, P., Siimes, K., Eronen, L., Rämö, S., Welling, L., Oinonen, S., Mattsoff, L.,
536 Ruohonen-Lehto, M., 2006. Fate of the herbicide's glyphosate, glufosinate-ammonium,
537 phenmedipham, ethofumesate and metamitron in two Finnish arable soils. *Pest Manag.*
538 *Sci.* 62, 473–491. <https://doi.org/10.1002/ps.1186>

539 Lal, R., Blum, W.E.H., Valentin, C., Stewart, B.A., 2020. *Methods for Assessment of Soil*
540 *Degradation: Advances in Soil Science.* CRC Press, Boca Raton.
541 <https://doi.org/10.1201/9781003068716>

542 Larsen, T., Pollierer, M.M., Holmstrup, M., D'Annibale, A., Maraldo, K., Andersen, N.,
543 Eriksen, J., 2016. Substantial nutritional contribution of bacterial amino acids to
544 earthworms and enchytraeids: A case study from organic grasslands. *Soil Biol.*
545 *Biochem.* 99, 21–27. <https://doi.org/10.1016/j.soilbio.2016.03.018>

546 Leroy, B.L.M., Schmidt, O., Van den Bossche, A., Reheul, D., Moens, M., 2008. Earthworm
547 population dynamics as influenced by the quality of exogenous organic matter.
548 *Pedobiologia* 52, 139–150. <https://doi.org/10.1016/j.pedobi.2008.07.001>

549 Leroy, B.L.M., Van den Bossche, A., De Neve, S., Reheul, D., Moens, M., 2007. The quality
550 of exogenous organic matter: Short-term influence on earthworm abundance. *Eur. J.*
551 *Soil Biol.* 43, S196–S200. <https://doi.org/10.1016/j.ejsobi.2007.08.015>

552 Maggi, F., Tang, F.H.M., 2021. Estimated decline in global earthworm population size caused
553 by pesticide residue in soil. *Soil Secur.* 5, 100014.
554 <https://doi.org/10.1016/j.soisec.2021.100014>

555 Niswati, A., Liyana, Prasetyo, D., Lumbanraja, J., 2022. Abundance and biomass of earthworm
556 as affected by long-term different types of soil tillage and fertilization on mungbean
557 plantation at Ultisols. *IOP Conf. Ser. Earth Environ. Sci.* 1018, 012012.
558 <https://doi.org/10.1088/1755-1315/1018/1/012012>

559 Nuutinen, V., 1992. Earthworm community response to tillage and residue management on
560 different soil types in southern Finland. *Soil Tillage Res.* 23, 221–239.
561 [https://doi.org/10.1016/0167-1987\(92\)90102-H](https://doi.org/10.1016/0167-1987(92)90102-H)

562 Nuutinen, V., Butt, K.R., 2019. Earthworm dispersal of plant litter across the surface of
563 agricultural soils. *Ecology* 100, e02669. <https://doi.org/10.1002/ecy.2669>

564 Overstreet, L.F., Hoyt, G.D., Imbriani, J., 2010. Comparing nematode and earthworm
565 communities under combinations of conventional and conservation vegetable
566 production practices. *Soil Tillage Res.* 110, 42–50.
567 <https://doi.org/10.1016/j.still.2010.06.009>

568 Panico, S.C., van Gestel, C.A.M., Verweij, R.A., Rault, M., Bertrand, C., Menacho Barriga,
569 C.A., Coeurdassier, M., Fritsch, C., Gimbert, F., Pelosi, C., 2022. Field mixtures of

570 currently used pesticides in agricultural soil pose a risk to soil invertebrates.
571 Environmental Pollution 305, 119290. <https://doi.org/10.1016/j.envpol.2022.119290>

572 Parris, K., 2011. Impact of Agriculture on Water Pollution in OECD Countries: recent trends
573 and future prospects. *Int. J. Water Resour. Dev.* 27, 33–52.
574 <https://doi.org/10.1080/07900627.2010.531898>

575 Pelosi, C., Bertrand, M., Roger-Estrade, J., 2009. Earthworm community in conventional,
576 organic and direct seeding with living mulch cropping systems. *Agron. Sustain. Dev.*
577 29, 287–295. <https://doi.org/10.1051/agro/2008069>

578 Pelosi, C., Toutous, L., Chiron, F., Dubs, F., Hedde, M., Muratet, A., Ponge, J.-F., Salmon, S.,
579 Makowski, D., 2013. Reduction of pesticide use can increase earthworm populations in
580 wheat crops in a European temperate region. *Agric. Ecosyst. Environ.* 181, 223–230.
581 <https://doi.org/10.1016/j.agee.2013.10.003>

582 Pelosi, C., Barot, S., Capowiez, Y., Hedde, M., Vandembulcke, F., 2014a. Pesticides and
583 earthworms. A review. *Agron. Sustain. Dev.* 34, 199–228.
584 <https://doi.org/10.1007/s13593-013-0151-z>

585 Pelosi, C., Pey, B., Hedde, M., Caro, G., Capowiez, Y., Guernion, M., Peigné, J., Piron, D.,
586 Bertrand, M., Cluzeau, D., 2014b. Reducing tillage in cultivated fields increases
587 earthworm functional diversity. *Appl. Soil Ecol.*, XVI International Colloquium on Soil
588 Zoology & XIII International Colloquium on Apterygota, Coimbra, 2012 – Selected
589 papers 83, 79–87. <https://doi.org/10.1016/j.apsoil.2013.10.005>

590 Pelosi, C., Pey, B., Caro, G., Cluzeau, D., Peigné, J., Bertrand, M., Hedde, M., 2016. Dynamics
591 of earthworm taxonomic and functional diversity in ploughed and no-tilled cropping
592 systems. *Soil Tillage Res.* 156, 25–32. <https://doi.org/10.1016/j.still.2015.07.016>

593 Pereira, J.L., Antunes, S.C., Castro, B.B., Marques, C.R., Gonçalves, A.M.M., Gonçalves, F.,
594 Pereira, R., 2009. Toxicity evaluation of three pesticides on non-target aquatic and soil
595 organisms: commercial formulation versus active ingredient. *Ecotoxicology* 18, 455–
596 463. <https://doi.org/10.1007/s10646-009-0300-y>

597 Postma-Blaauw, M.B., de Goede, R.G.M., Bloem, J., Faber, J.H., Brussaard, L., 2010. Soil
598 biota community structure and abundance under agricultural intensification and
599 extensification. *Ecology* 91, 460–473. <https://doi.org/10.1890/09-0666.1>

600 R Core Team, 2022. A language and environment for statistical computing. R foundation for
601 statistical computing vo 1.4.3 (Version 1.4.3). Vienna, Austria.

602 Reinecke, S.A., Reinecke, A.J., 2007. The impact of organophosphate pesticides in orchards on
603 earthworms in the Western Cape, South Africa. *Ecotoxicol. Environ. Saf.* 66, 244–251.
604 <https://doi.org/10.1016/j.ecoenv.2005.10.006>

605 Rodríguez, M.P., Domínguez, A., Moreira Ferroni, M., Wall, L.G., Bedano, J.C., 2020. The
606 diversification and intensification of crop rotations under no-till promote earthworm
607 abundance and biomass. *Agronomy* 10, 919.
608 <https://doi.org/10.3390/agronomy10070919>

609 Rumschlag, S.L., Mahon, M.B., Hoverman, J.T., Raffel, T.R., Carrick, H.J., Hudson, P.J., Rohr,
610 J.R., 2020. Consistent effects of pesticides on community structure and ecosystem
611 function in freshwater systems. *Nat. Commun.* 11, 6333.
612 <https://doi.org/10.1038/s41467-020-20192-2>

613 Sánchez-Bayo, F., 2011. Impacts of agricultural pesticides on terrestrial ecosystems, in:
614 *Ecological Impacts of Toxic Chemicals.* pp. 63–77.
615 <https://doi.org/10.2174/978160805121210063>

616 Scheu, S., 2003. Effects of earthworms on plant growth: patterns and perspectives: The 7th
617 international symposium on earthworm ecology · Cardiff · Wales · 2002. *Pedobiologia*
618 47, 846–856. <https://doi.org/10.1078/0031-4056-00270>

619 Schmidt, O., Clements, R.O., Donaldson, G., 2003. Why do cereal–legume intercrops support
620 large earthworm populations? *Applied Soil Ecology* 22, 181–190.
621 [https://doi.org/10.1016/S0929-1393\(02\)00131-2](https://doi.org/10.1016/S0929-1393(02)00131-2)

622 Schon, N.L., Mackay, A.D., Gray, R.A., van Koten, C., Dodd, M.B., 2017. Influence of
623 earthworm abundance and diversity on soil structure and the implications for soil
624 services throughout the season. *Pedobiologia* 62, 41–47.
625 <https://doi.org/10.1016/j.pedobi.2017.05.001>

626 Sharma, D.K., Tomar, S., Chakraborty, D., 2017. Role of earthworm in improving soil structure
627 and functioning. *Curr. Sci.* 113, 1064–1071. [https://doi:10.18520/cs/v113/i06/1064-](https://doi:10.18520/cs/v113/i06/1064-1071)
628 1071

629 Shrestha, J., Subedi, Subash, Timsina, K.P., Subedi, Sudeep, Pandey, M., Shrestha, A.,
630 Shrestha, S., Hossain, M.A., 2021. Sustainable Intensification in Agriculture: An
631 Approach for Making Agriculture Greener and Productive. *J. Nepal Agric. Res. Council.*
632 7, 133–150. <https://doi.org/10.3126/jnarc.v7i1.36937>

633 Simonsen, J., Posner, J., Rosemeyer, M., Baldock, J., 2010. Endogeic and anecic earthworm
634 abundance in six Midwestern cropping systems. *Appl. Soil Ecol.* 44, 147–155.
635 <https://doi.org/10.1016/j.apsoil.2009.11.005>

636 Sims, R.W., Gerard, B.M., 1999. Earthworms. Synopses of the British Fauna No. 31 (revised)
637 The Linnean Society and the Brackish-Water Sciences Association. Field Studies
638 Council, Shrewsbury.

- 639 Socorro, J., Durand, A., Temime-Roussel, B., Gligorovski, S., Wortham, H., Quivet, E., 2016.
640 The persistence of pesticides in atmospheric particulate phase: An emerging air quality
641 issue. *Sci. Rep.* 6, 33456. <https://doi.org/10.1038/srep33456>
- 642 Tarrant, K.A., Field, S.A., Langton, S.D., Hart, A.D.M., 1997. Effects on earthworm
643 populations of reducing pesticide use in arable crop rotations. *Soil Biol. Biochem.*, 5th
644 International Symposium on Earthworm Ecology 29, 657–661.
645 [https://doi.org/10.1016/S0038-0717\(96\)00191-5](https://doi.org/10.1016/S0038-0717(96)00191-5)
- 646 Timmerman, A., Bos, D., Ouwehand, J., de Goede, R.G.M., 2006. Long-term effects of
647 fertilisation regime on earthworm abundance in a semi-natural grassland area.
648 *Pedobiologia* 50, 427–432. <https://doi.org/10.1016/j.pedobi.2006.08.005>
- 649 Torppa, K.A., Taylor, A.R., 2022. Alternative combinations of tillage practices and crop
650 rotations can foster earthworm density and bioturbation. *Appl. Soil Ecol.* 175, 104460.
651 <https://doi.org/10.1016/j.apsoil.2022.104460>
- 652 Treder, K., Jastrzębska, M., Kostrzevska, M.K., Makowski, P., 2020. Do Long-Term
653 Continuous Cropping and Pesticides Affect Earthworm Communities? *Agronomy* 10,
654 586. <https://doi.org/10.3390/agronomy10040586>
- 655 Valdez, A.S., Bosch-Serra, À.D., Yagüe, M.R., Poch, R.M., Puigpinós, E., 2020. Earthworm
656 community and soil microstructure changes with long-term organic fertilization.
657 *Archives of Agronomy and Soil Science* 66, 957–970.
658 <https://doi.org/10.1080/03650340.2019.1648792>
- 659 Van Groenigen, J.W., Lubbers, I.M., Vos, H.M.J., Brown, G.G., De Deyn, G.B., van
660 Groenigen, K.J., 2014. Earthworms increase plant production: a meta-analysis. *Sci.*
661 *Rep.* 4, 6365. <https://doi.org/10.1038/srep06365>

662 Van Groenigen, J.W., Van Groenigen, K.J., Koopmans, G.F., Stokkermans, L., Vos, H.M.J.,
663 Lubbers, I.M., 2019. How fertile are earthworm casts? A meta-analysis. *Geoderma* 338,
664 525–535. <https://doi.org/10.1016/j.geoderma.2018.11.001>

665 Zhu, X., Zhu, B., 2015. Diversity and abundance of soil fauna as influenced by long-term
666 fertilization in cropland of purple soil, China. *Soil Tillage Res., Soil Structure and its*
667 *Functions in Ecosystems: Phase matter & Scale matter* 146, 39–46.
668 <https://doi.org/10.1016/j.still.2014.07.004>

669

670 **Legends**

671 **Figure 1:** Box plot of mean earthworm biomass (a), species richness (b), biomass (c) and
672 abundance (d) of *Aporrectodea anecic* by tillage type (ploughing and reduced tillage). The
673 number of plots is indicated by the value of the letter n below each tillage type modality.
674 Asterisks above the whiskers represent the degree of significance based on a Tukey-type post
675 hoc analysis. Box plot legend: Top edge of box = 75th percentile; bottom edge of box = 25th
676 percentile; horizontal line in box = median; the black square (■) = mean; top whiskers = 75th
677 percentile at 75th percentile + 1.5 × interquartile range; bottom whiskers = 25th percentile to
678 25th percentile – 1.5 × interquartile range and the black dot (•) = point outside the whiskers but
679 inside the edge of the box ± 3 × interquartile range.

680

681 **Figure 2:** Relationship between epigeic biomass (a), epigeic abundance (b) and *Lumbricus*
682 anecic biomass (c) and mineral fertilization applied in the plots. Above the scatterplots, the R
683 values represent the correlation coefficient and P the p values obtained after the ANOVA of the
684 GLMM models.

685

686 **Figure 3:** Relationship between *Aporrectodea anecic* biomass (a), biomass (b) and abundance
687 (c) of *Lumbricus anecic* and the TFIs (TFI_IFM and TFI_H) applied in the plots. Above the
688 scatterplots, the R values represent the correlation coefficient and P the p values obtained after
689 the ANOVA of the GLMM models.

690

691

692

693 **Tables**

694 **Tables 1:** Results of generalized linear mixed models testing the effects of agricultural practices
695 on earthworm abundance, total biomass, species richness, evenness index, biomass and
696 abundance of the ecological categories. Significant P values are indicated in bold ($P < 0.05$).
697 SE = Standard error; Z = model z-value, P = model p-value and NS = variable not selected by
698 the best model.

699

700

FIGURES

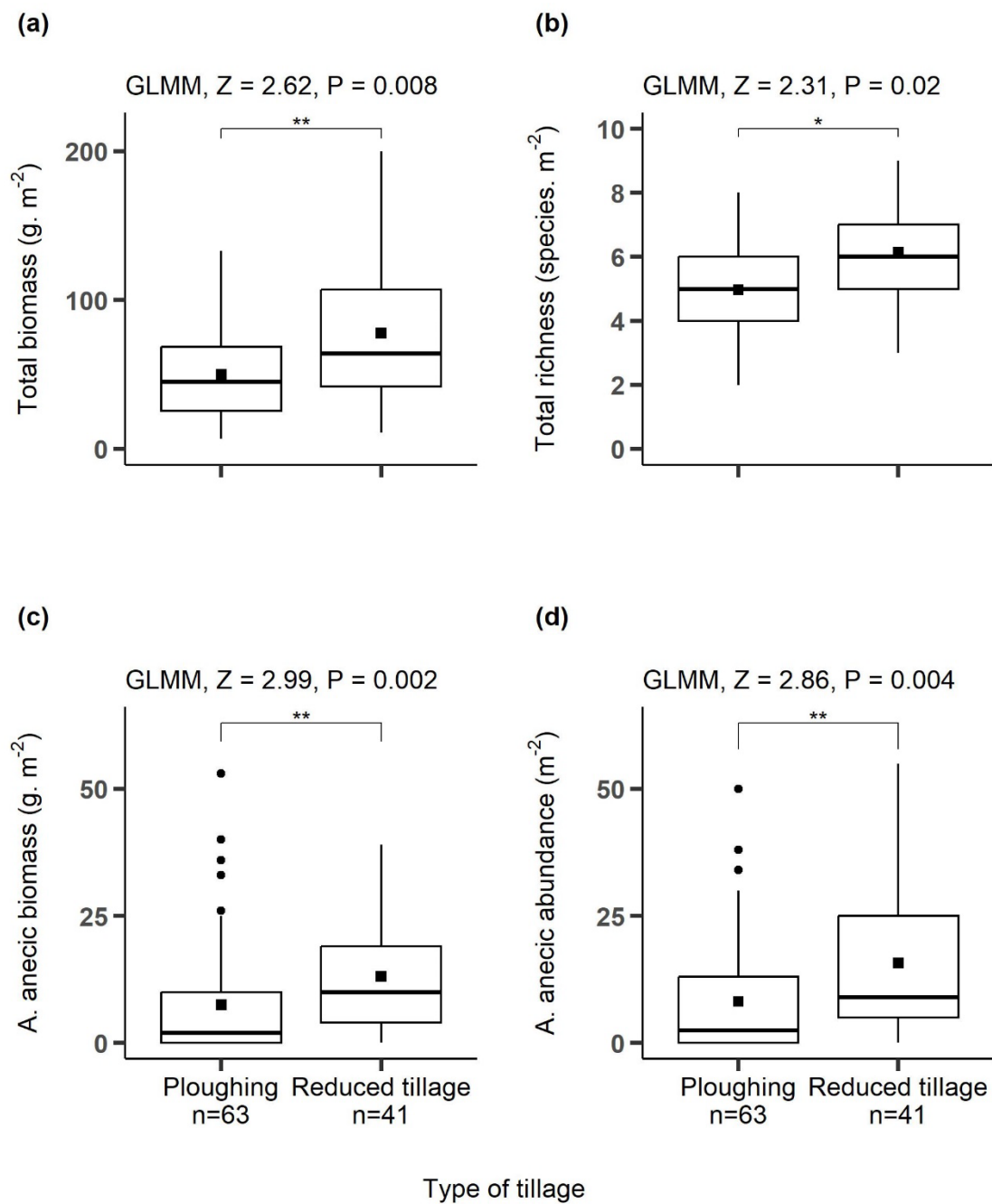
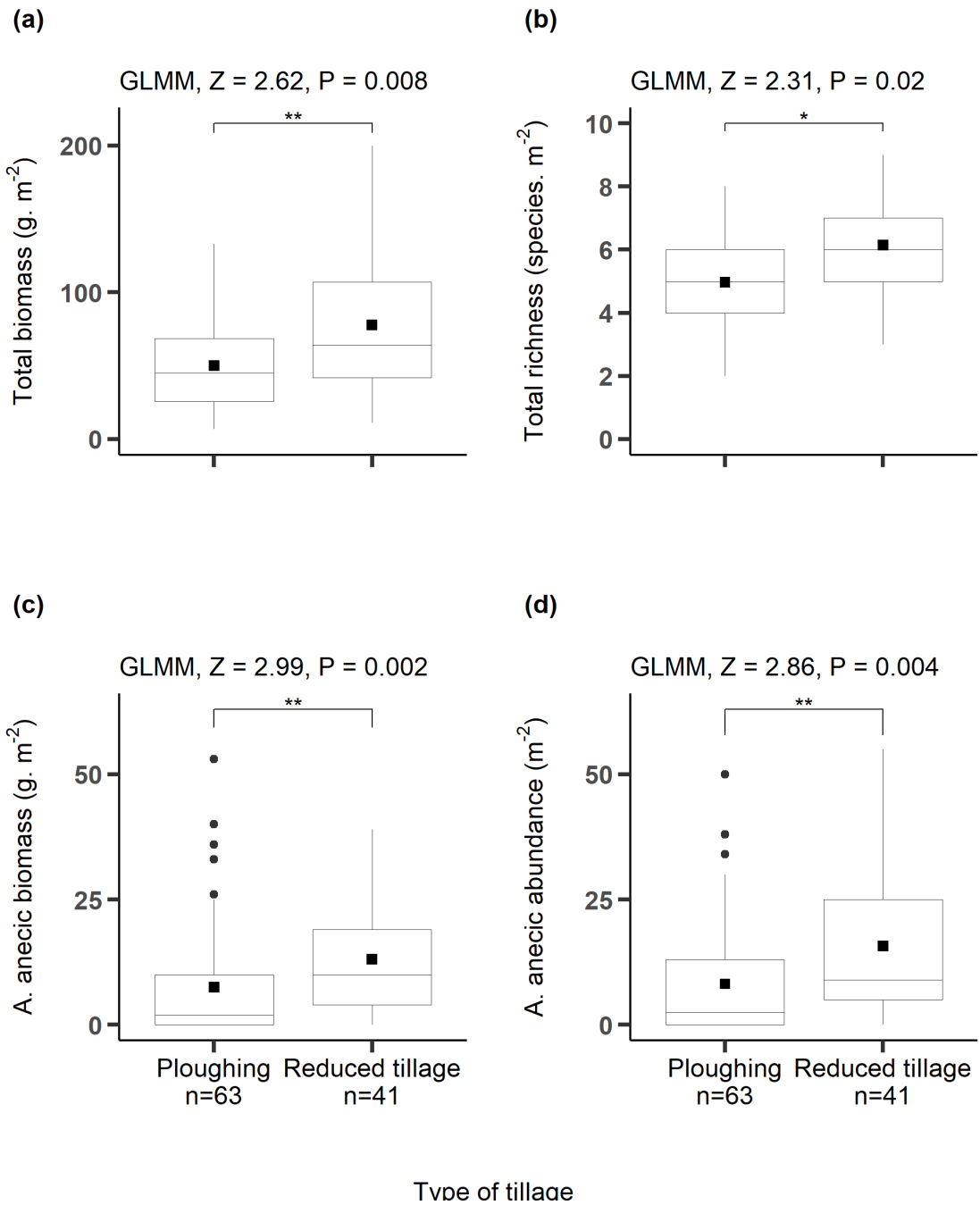
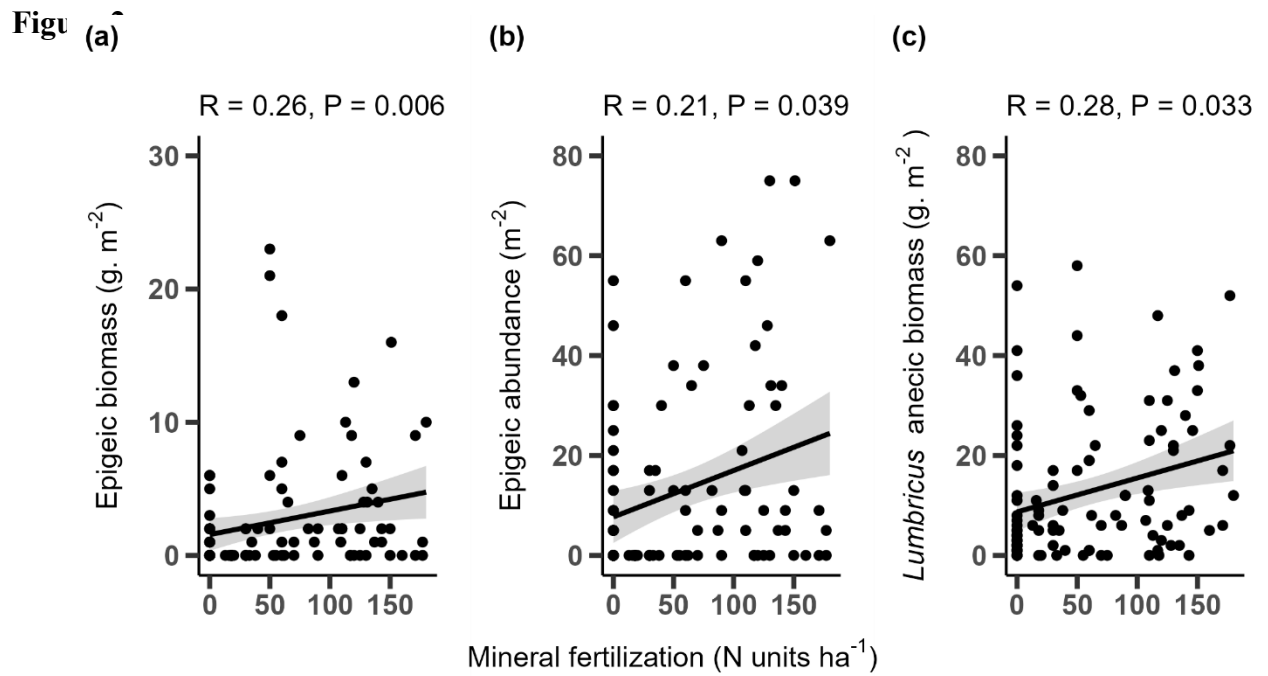
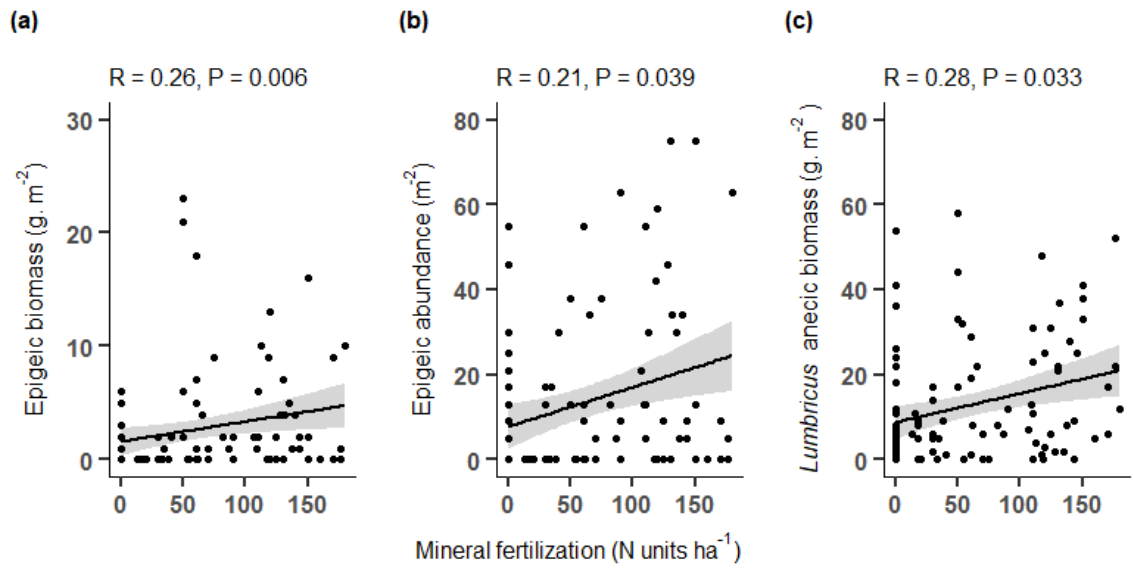


Figure 1





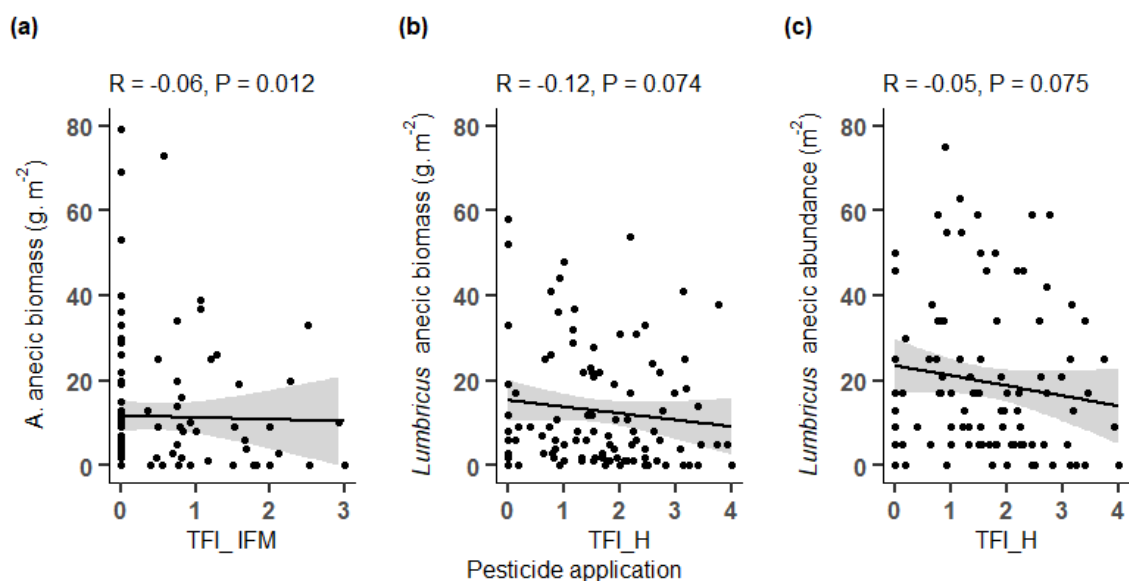


Figure 3

