



HAL
open science

Learning to detect an animal sound from five examples

Inês Nolasco, Shubhr Singh, Veronica Morfi, Vincent Lostanlen, Ariana Strandburg-Peshkin, Ester Vidaña-Vila, Lisa Gill, Hanna Pamula, Helen Whitehead, Ivan Kiskin, et al.

► **To cite this version:**

Inês Nolasco, Shubhr Singh, Veronica Morfi, Vincent Lostanlen, Ariana Strandburg-Peshkin, et al.. Learning to detect an animal sound from five examples. *Ecological Informatics*, 2023, 77, pp.102258. 10.1016/j.ecoinf.2023.102258 . hal-04194322

HAL Id: hal-04194322

<https://hal.science/hal-04194322v1>

Submitted on 2 Sep 2023

HAL is a multi-disciplinary open access archive for the deposit and dissemination of scientific research documents, whether they are published or not. The documents may come from teaching and research institutions in France or abroad, or from public or private research centers.

L'archive ouverte pluridisciplinaire **HAL**, est destinée au dépôt et à la diffusion de documents scientifiques de niveau recherche, publiés ou non, émanant des établissements d'enseignement et de recherche français ou étrangers, des laboratoires publics ou privés.

Learning to detect an animal sound from five examples

Ines Nolasco^{c,s}, Shubhr Singh^{c,s}, Veronica Morfi^{c,s}, Vincent Lostanlen^e, Ariana Strandburg-Peshkin^{f,h,g}, Ester Vidana-Vila^l, Lisa Gill^{j,i}, Hanna Pamula^k, Helen Whitehead^m, Ivan Kiskinⁿ, Frants H. Jensen^{p,q,r}, Joe Morford^o, Michael G. Emmerson^c, Elisabetta Versace^c, Emily Grout^{h,f,g}, Haohe Liuⁿ, Burooj Ghani^a, Dan Stowell^{a,b}

^a*Naturalis Biodiversity Center, Leiden, The Netherlands*

^b*Tilburg University, Tilburg, The Netherlands*

^c*Queen Mary University of London, London, UK*

^d*Centre National de la Recherche Scientifique (CNRS), , France*

^e*Nantes Universite, Ecole Centrale Nantes, CNRS, LS2N, UMR 6004, F-44000 Nantes, France*

^f*Biology Department, University of Konstanz, Universitätsstrasse 10, Konstanz, Germany*

^g*Centre for the Advanced Study of Collective Behaviour, University of Konstanz, Universitätsstrasse 10, Konstanz, Germany*

^h*Department for the Ecology of Animal Societies, Max Planck Institute of Animal Behavior, Bücklestrasse 5, Konstanz, Germany*

ⁱ*Landesbund für Vogel- und Naturschutz, Hilpoltstein, Germany*

^j*Naturkundemuseum Bayern/BIOTOPIA Lab, Munich, Germany*

^k*AGH University of Science and Technology, al. Adama Mickiewicza 30, Krakow, Poland*

^l*La Salle Campus Barcelona, Universitat Ramon Llull, Sant Joan de La Salle, 42, Barcelona, Spain*

^m*School of Science, Engineering and Environment, University of Salford, Manchester, UK*

ⁿ*Centre for Vision, Speech and Signal Processing, FEPS, University of Surrey, Surrey, UK*

^o*The Oxford Navigation group, Dept. of Zoology, University of Oxford, , Oxford, UK*

^p*Aarhus University, Department of Ecoscience, Frederiksborgvej 399, 4000 Roskilde, Denmark*

^q*Syracuse University, 107 College Place, Syracuse, NY 13244, USA*

^r*Woods Hole Oceanographic Institution, 266 Woods Hole Rd, Woods Hole, MA 02543, USA*

^s*Equal first authors.*

Abstract

Automatic detection and classification of animal sounds has many applications in biodiversity monitoring and animal behaviour. In the past twenty years, the volume of digitised wildlife sound available has massively increased, and automatic classification through deep learning now shows strong results. However, bioacoustics is not a single task but a vast range of small-scale tasks (such as individual ID, call type, emotional indication) with wide variety in data characteristics, and most bioacoustic tasks do not come with strongly-labelled training data. The standard paradigm of supervised learning, focussed on a single large-scale dataset and/or a generic pre-trained algorithm, is insufficient. In this work we recast bioacoustic sound event detection within the AI framework of *few-shot learning*. We adapt this framework to sound event detection, such that a system can be given the annotated start/end times of as few as 5 events, and can then detect events in long-duration audio—even when the sound category

was *not known* at the time of algorithm training. We introduce a collection of open datasets designed to strongly test a system’s ability to perform few-shot sound event detections, and we present the results of a public contest to address the task. Our analysis shows that prototypical networks are a very common used strategy and they perform well when enhanced with adaptations for general characteristics of animal sounds. However, systems with high time resolution capabilities perform the best in this challenge. We demonstrate that widely-varying sound event durations are an important factor in performance, as well as non-stationarity, i.e. gradual changes in conditions throughout the duration of a recording. For fine-grained bioacoustic recognition tasks without massive annotated training data, our analysis demonstrate that few-shot sound event detection is a powerful new method, strongly outperforming traditional signal-processing detection methods in the fully automated scenario.

Keywords: bioacoustics, deep learning, event detection, few-shot learning

Glossary

FSED Few-shot bioacoustic sound event detection . 7, 28, 29

FSL Few-shot learning. 4, 30

ML Machine learning. 5

PCEN Per-channel Energy Normalization. 26

Query set The data for which predictions are to be generated in each sub-task (here, one or more long audio clips). 19

SED Sound event detection. 5

Support set The small set of data that helps define each new sub-task (here, 5 example sounds, and the background sound between). 19

1. Introduction

Machine listening, defined as the application of machine learning to audio content analysis, has untapped potential in the life sciences, applied to animal vocalisations. Because animal vocalisations vary systematically across species, across social/environmental/emotional contexts, and across individuals (Marler and Slabbekoorn, 2004; Brown and Riede, 2017), machine listening has the potential to provide crucial information on animal populations and communities as well as on individuals and their behavioral states. Hence, automated detection and analysis of animal vocalisations is not only valuable for our understanding of sound production but also for diverse research fields including

animal behaviour, animal welfare, neuroscience and ecology (Gillings and Scott, 2021; Riede, 2018; Caiger et al., 2020; Gillespie et al., 2009). Recent advances in consumer electronics have considerably lowered the cost and weight of digital audio acquisition, thus allowing deployment of autonomous recording units at large spatiotemporal scales (Hill et al., 2018; Roe et al., 2021; Sethi et al., 2020). However, massively distributed bioacoustic surveys have resulted in a “data deluge”, where data collection outgrows information management. This issue is not limited to scientific research, where audio corpora serve to conduct statistical hypothesis testing. Difficulties in handling, analysing and interpreting large amounts of data also extend to applied fields in which animals can be monitored using sound: farming, conservation, and wind energy, to name a few.

Since the beginning of the 21st century, the need for large-scale analyses of animal sounds has spurred the emergence of “computational bioacoustics” approaches, complementary to human surveys (Stowell, 2018). Methods have often been inspired by developments in neighbouring subfields of machine listening—music information retrieval and speech technology—as well as by computer vision. In this regard, the breakthrough of deep learning in automatic speech recognition, around the year 2012, has profoundly influenced the orientation of computational bioacoustics research (Hinton et al., 2012). In particular, most deep learning systems for bioacoustics are trained as sound event *classifiers*: given a short audio excerpt, usually of constant duration, they return an element within a predefined class. This approach is derived from the “phone classification task” used in speech analysis, with animal vocalisations in lieu of human utterances, and a species-specific catalogue in lieu of a phonetic alphabet (Ganchev, 2017).

However, the paradigm of supervised sound event classification based on speech is reaching its limits in computational bioacoustics. Indeed, the extrapolation between speech to other animal sounds is difficult and limited, due to differences in sound duration and units of interest, differences in context and taxonomy, as well as differences in recording conditions, among others. First, detecting the start and end time of animal sounds has a key role in community ecology, since so much of the structure lies in call-and-response and other patterns of influence (Stowell et al., 2016; Logue and Krupp, 2016). Secondly, bioacoustic practitioners operate at many different levels of granularity, from coarse (e.g., species classification) to fine (e.g., distinguishing call types or syllables from one individual); whereas speech science relies on limited levels of granularity where human phonemes or words are the fundamental units. Thirdly, non-human animal sounds are acquired with a plethora of diverse equipment, including far-field, on-body, and underwater, whereas speech sounds are typically acquired with an individual device, that is usually controlled by the person speaking.

A main limitation in bioacoustics is the lack of a unified framework that can be applied to different vocalisations. Today, the literature on computational bioacoustics is fragmented into subdomains: marine versus terrestrial, individual versus species identification, handheld versus fixed equipment, and so forth (Frazao et al., 2020; Kahl et al., 2020; Linhart et al., 2022). Overall, all these

subdomains share a common definition of what constitutes a “sound event”: i.e., a recognisable auditory perception with an onset and offset. However, the spectrotemporal characteristics underlying these events vary dramatically across species and domains. Thus, bioacoustic event detection does not appear as a single “big-data” problem; but instead, as a juxtaposition of many small-data problems, each currently addressed by specialised systems. The field benefits from the common coarse-scale task of species classification, which has provided a clear and useful focus to drive computational bioacoustics into the deep learning era (Joly et al., 2019; Kahl et al., 2021). Yet, systems trained for coarse-scale tasks, even with massive data, do not automatically acquire the ability to make fine-grained or local distinctions, and must be further trained or customised (Lauha et al., 2022; Van Horn et al., 2021). Thus, much recent work (re)trains deep learning systems anew for each specific new task.

Such fragmentation hinders the practical usability of deep learning in bioacoustics, and thus in the life sciences at large. Indeed to date, the success of deep neural networks in the supervised regime depends on the availability of a massive corpus of audio examples for the sound events of interest, paired with human annotations. Yet, temporally-precise and fine-grained annotation of audio demands expertise, and is thus costly and time-consuming. In many cases, the obstacle is not only to acquire annotations, but also the audio examples themselves: e.g. for rare species, remote locations, or costly equipment. Furthermore, these numerous small-data scenarios remain outside the scope of digital bioacoustic archives, such as Xeno-Canto and the Macaulay Library.

In this article, we aim to guide the development of an unified method that works across the many subdomains of computational bioacoustic sound event detection (SED). The benefit of doing so resides in the development of a robust and versatile system that could serve the scientific community at large. Hence, we assembled a collection of 14 small-scale datasets, between 10 minutes and 10 hours in duration. Each of them reflects a genuine but slightly different application setting and are obtained from completely different sources. The main originality of our work is in the proposal that, instead of training 14 individual machine listening systems (one per dataset), we train a single system to detect sound events on many different datasets, in which each dataset has a different category of sound event to be detected—that category only defined at “query time”. Furthermore, when being evaluated on an audio file, the system is prompted with the first five occurrences of the sound event of interest. This paradigm of machine learning is known as “few-shot learning”(FSL) (Snell et al., 2017; Wang et al., 2020a).

Stated otherwise, our hypothesis is that bioacoustic event detectors can take advantage of whichever bioacoustic datasets are available at training time, and then generalise from a few (five) examples of the new target at deployment time. This is difficult under a standard supervised paradigm because the training set may not reflect real-world deployment conditions, nor cover all sound categories of possible interest. For these reasons, we place the concept of domain adaptation at the heart of the few-shot learning paradigm in bioacoustics: our goal is not only to learn a detector from limited labeled data but also to learn domain-

agnostic representations of animal sounds which can readily adapt to unforeseen recording conditions (cf. Beery et al. (2018) in computer vision).

In order to diversify methods and accelerate progress, we have organised an open-science challenge for a community of researchers named DCASE: “Detection and Classification of Acoustic Scenes and Events”. The challenge was open to everyone and consisted of public datasets, evaluation metrics, documentation, and baseline systems.

In this paper we formulate bioacoustic sound event detection (SED) as a few-shot learning task. We describe our approach in the form of two ML systems customised to this new task (published openly as baseline methods), and we report on a public data challenge conducted over three years to generate and evaluate novel algorithmic solutions.¹ We evaluate various dimensions of the ML paradigms that have been put forward for this task, and explore their ability to adapt to aspects of bioacoustic data presented in our datasets. Our study demonstrates that few-shot SED is a feasible way forward in bioacoustics.

1.1. Related work

Few-shot *classification* has been investigated generally, and also for audio (acoustic) data (Snell et al., 2017; Pons et al., 2019; Shi et al., 2020; Naranjo-Alcazar et al., 2022). However, SED has different requirements from classification: typically, the desired output includes the onset and offset times for each detected event (Mesaros et al., 2016), roughly similar to the “object detection” task in computer vision.

One important insight behind few-shot learning is that of *meta-learning* (“learning to learn”), or the idea of leveraging past experience to speed-up new learning by improving the performance of the learner (Schaul and Schmidhuber, 2010). One approach to meta-learning is training a system across many loosely-similar tasks/datasets, such that the system is then well-configured to generalise from a few examples of a novel class (Ravi and Larochelle, 2017; Wang et al., 2020a). This depends on a system learning something of the implicit commonalities and analogies across the tasks, which might then influence an algorithm’s learnt feature extraction, or its measure of similarity between data points, for example. Related work in computer vision explores the challenge of fine-grained classification and object detection in images from camera traps in novel conditions (Beery et al., 2018).

Van Horn et al. (2021) introduced a wildlife image dataset with multiple subsets each defining a different binary question. This has a similar meta-learning spirit as our work, with the aim that a sophisticated first stage of “representation learning” across multiple tasks can make future tasks simple. However, unlike the few-shot setting that we use, a lightweight (shallow) classifier must

¹Development data: <https://zenodo.org/record/6482837>
Evaluation data <https://zenodo.org/record/6517414>
Code: <https://github.com/c4dm/dcaserfew-shot-bioacoustic/>

be trained for each new question from a non-trivial number of positive/negative examples.

A previous data-driven challenge on animal vocalisation audio detection was focused on birds (Stowell et al., 2019). That challenge also aimed to generalise robustly to conditions not seen in the training data but was simpler than ours, in that it did not require systems to predict event onset or offset times, only presence/absence; it stayed within the framework of supervised classification rather than generalising from examples of new categories; and it didn't include as broad a range of animal taxa.

1.2. Novel approaches

Deep learning models for few-shot learning problems can be broadly categorized into two approaches: meta-learning and transfer learning. Prototypical networks and matching networks (Vinyals et al., 2016), are good examples of meta-learning that have performed well in few-shot learning tasks across both image and audio domain.

Meta-learning based methods rely on the assumption that the tasks belong to a single distribution, for example metric learning based methods require the tasks all coming from a similar domain such that there exists a uniform metric that could work across tasks (Wang et al., 2019a). However, in real world scenarios this assumption does not always hold such as in case of our task where the datasets vary in terms of species, recording conditions and microphones, essentially rendering the problem as a cross-domain few-shot learning. In such cases, a hybrid meta-learning approach towards the task may be required, which moves beyond the assumption that future tasks are well-represented by the set of training tasks. A few hybrid methods are as follows:

- **Cross-domain few-shot learning** - Very few methods specifically designed to account for cross-domain scenarios have been previously explored. Feature-wise transformation layers were introduced in Tseng et al. (2020) for augmenting the features using affine transforms, in order to adapt to domain shift across tasks. In Dong and Xing (2019), an adversarial network based model is used for one-shot domain adaption from source to target domain.
- **Transductive few-shot learning** - Meta learning methods aim to learn on scarce data in order to generalise to unseen tasks, which makes the problem fundamentally difficult. In order to mitigate the difficulty, transductive based methods utilise *the information present in the unlabeled examples from the query set* to adapt the model and improve its predictions. In Liu et al. (2018), the samples in support and query set are jointly modelled as nodes of a graph and the prediction on query set is conducted by label-propagation algorithm. In Hou et al. (2019), a cross-attention based map is learnt between support set and query set in order to make predictions on individual query examples.

Alternatively, transfer learning based methods rely on adapting to a new task through the transfer of knowledge from a related task that has already been learned (Parnami and Lee, 2022). First, a deep learning model is trained on large training set of base class and then fine-tuned on a few examples of the novel class. Fine-tuning on a few examples of the novel class can often lead to poor generalisation, hence techniques have to be adopted in order to avoid overfitting. For example, in Wang et al. (2021), a dynamic few-shot learning approach is adopted where an auxiliary model is used as a few-shot classification “weight generator” which uses an attention map between the existing classification weight vector of the base classes and the few-shot examples of the novel classes. SimpleShot (Wang et al., 2019b) uses a pretrained deep network to get feature embeddings for the input and query set and performs L2 normalisation on the obtained features, subsequently, an Euclidean distance based nearest neighbour classification is performed. A similar approach with cosine-distance was proposed in Chen et al. (2020).

Through the outcomes of the public challenge, we evaluate some combinations of these novel approaches for the particular domain of bioacoustic SED.

2. Method

2.1. Task formulation

We formulate few-shot bioacoustic sound event detection (FSED) as follows:

Given one long audio recording (or multiple audio recordings), as well as annotations on the onset and offset time for each of the first five sound events of interest, identify the onset and offset times for all other such sound events in the recording(s) (Figure 1a).

To train a system for this using meta-learning, we make use of multiple bioacoustic datasets (Figure 1b) representing a range of taxa and recording conditions, each annotated with a different target sound category (see next section).

Note that we do not consider multiple classes in one dataset (Naranjo-Alcazar et al., 2022; Mesaros et al., 2019): each dataset represents a single-class problem. Other sounds are undoubtedly present in almost all audio recordings, but these are considered to be background noise (clutter/distractor events). Our formulation is easily extended to multiple classes in a scene by applying inference separately for each category of interest.

We choose few-shot rather than one-shot learning because animal sounds of interest often cover a range of variability: for example, there may be multiple call types in the set of sounds of interest, or calls from multiple distinct individuals within a group. Five as the number of examples is a conventional choice in few-shot learning, but could vary (Snell et al., 2017; Ravi and Larochelle, 2017; Pons et al., 2019).

Note also that we choose to use the *first* occurring events as examples, rather than a randomly-selected set. This reflects typical practice in bioacoustics, in that acoustic data are typically labeled in contiguous time segments which

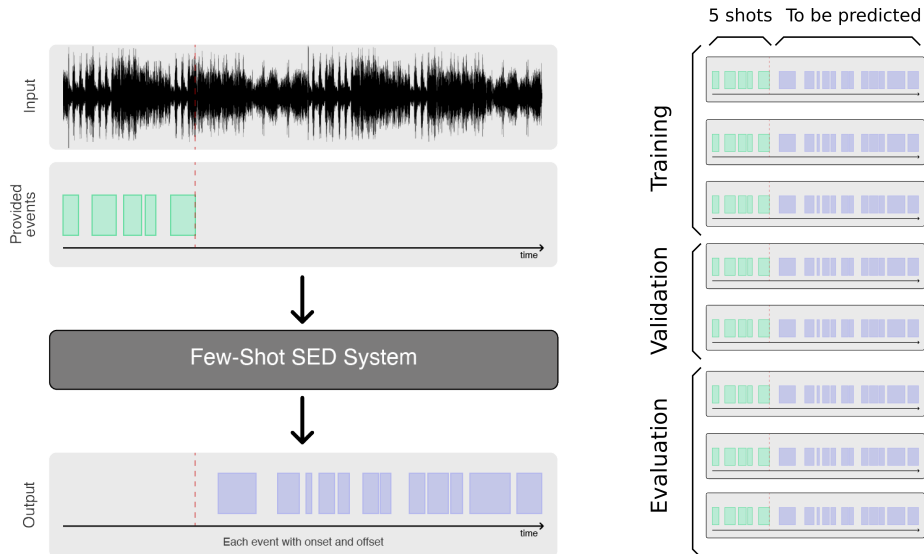


Figure 1: (a) Few-shot sound event detection: the first 5 sound events are given as examples—in standard supervised learning they would be considered the training set—and the remainder must then be detected. (b) Few-shot sound event detection as a *meta-learning* problem. Each of our datasets represents a different but related few-shot task. The overall goal is to use the training and validation datasets collectively to train or otherwise develop a system that, when presented with 5 sound events from any of the evaluation datasets, can perform well at detecting the remaining events.

may or may not be fully representative of the entire data set, and should be tractable for future users of few-shot acoustic systems. It offers one benefit, that an algorithm may make use of the strong assumption that the periods between the first five examples fall into the negative class. It also aligns with common scenarios, such as manually labelling data during a pilot phase and then deploying a recognition system to automatically label incoming data. However, it also presents a risk: the first sequence of examples may be similar to each other in some way which is not representative of the whole set of events, for example if the acoustic environment or animal behaviours exhibit non stationary characteristics but change over time.

2.2. Datasets

A conventional machine learning experiment uses a single dataset partitioned into three subsets, used for training, validation, and evaluation (test). In the few-shot formulation, we also divide the data into these three partitions (training/validation/evaluation), but each in fact contains *multiple datasets*, and each dataset represents one example of a few-shot task. Within each dataset, there are one or more audio files, each accompanied by a CSV text file giving the start time, end time and label of the targeted audio events. The label can be POS for a positive example of the target class, NEG for a negative example

(background or non-target sound event), or UNK for unknown cases, where the human annotator(s) were unsure whether a sound event should be considered in the positive class. Such UNK cases may often occur in complex wildlife sound scenes; our chosen strategy was to explicitly label these cases, allowing algorithm designers to make their own decisions on how to handle them, but to exclude UNK time-regions from the evaluation measures (described later) since their correct label is ambiguous. For each dataset, the first five POS events are the “few shots” from which the rest should be inferred.

A *development set* was provided for the task when the challenge was launched, consisting of the predefined training and validation sets to be used for system development. The development set consists of datasets from multiple sources with audio recordings and associated reference annotations in our specified format. More specifically, for the training set multi-class temporal annotations were provided for each recording (with multiple POS/NEG/UNK columns in the data, one per class), while for the validation set single-class temporal annotations (POS/UNK) were provided for each recording.

A separate *evaluation set* was kept for evaluating the performance of the systems. During the task, only the five POS event annotations were provided for each of the recordings for the class of interest. The developed systems had to use those five annotated events and then learn to detect the same type of events throughout the rest of the recording. The true annotations for the rest of the recording were kept private for evaluation.

Table 1 presents an overview of all the datasets in the development and evaluation sets used in the 2022 edition of the challenge.

2022	Dataset	Taxon	Mic type	# Files	Total duration	# Labels	# Events	Density	Mean event length (sec)
Training	BV	Birds	fixed	5	10 hours	11	9026	0.038	0.15
	HT	Mammals	on-body	5	5 hours	5	611	0.047	1.42
	MT	Mammals	on-body	2	70 mins	4	1294	0.042	0.15
	JD	Birds	on-body	1	10 mins	1	357	0.062	0.11
	WMW	Birds	various	161	5 hours	26	2941	0.25	1.54
Val.	HB	Insects	handheld	10	2.4 hours	1	712	0.67	11.67
	PB	Birds	fixed	6	3 hours	2	292	0.003	0.11
	ME	Mammals	handheld	2	20 mins	2	73	0.011	0.19
Evaluation	CHE	Birds	fixed	18	3 hours	3	2550	0.263	1.94
	DC	Birds	fixed	10	95 mins	3	967	0.350	1.66
	CT	Mammals	on-body	3	48 mins	3	365	0.017	0.16
	MS	Birds	fixed	4	40 mins	1	1087	0.084	0.18
	QU	Mammals (marine)	on-body	8	74 mins	1	3441	0.045	0.06
	MGE	Birds	fixed	3	32 mins	2	1195	0.194	0.27

Table 1: Information on each dataset used in the 2022 challenge. “Density” is calculated as in signal processing: (total duration of events) / (total duration of audio), thus values close to 0 are sparse, and close to 1 are dense.

BirdVox-DCASE-10h (BV-Training set): The BV dataset was pro-

duced as part of the BirdVox project [WebsiteoftheBirdVoxproject:\url{https://wp.nyu.edu/birdvox}](https://wp.nyu.edu/birdvox), whose goal is to monitor bird migration with autonomous recording units (Lostanlen et al., 2018). The recordings were obtained in four locations of Tompkins County, NY, US, during the 2015 fall migration season. An expert ornithologist, Andrew Farnsworth, has annotated 2,662 flight calls from 11 species of passerines, e.g., Swainson’s thrush (*Catharus ustulatus*) and White-throated sparrow (*Zonotrichia albicollis*). These flight calls have a duration in the range 50–150 milliseconds and a fundamental frequency in the range 2–10 kHz.

Hyenas (HT-Training set): The HT dataset contains five recordings from hyenas. Spotted hyena vocalisation data were recorded on custom-developed audio tags (DTAG) designed by Mark Johnson and integrated into combined GPS/acoustic collars (Followit Sweden AB) by Frants Jensen and Mark Johnson, Johnson and Tyack (2003b). Collars were deployed on female hyenas of the Talek West hyena clan at the MSU-Mara Hyena Project (directed by Kay Holekamp) in the Masai Mara, Kenya as part of a multi-species study on communication and collective behavior. Spotted hyenas are a highly social species that live in “fission-fusion” groups where group members range alone or in smaller subgroups that split and merge over time. Hyenas use a variety of types of vocalisations to coordinate with one another over both short and long distances (Lehmann, 2020). Recordings used as part of this task contain a variety of different vocalisations which were identified and classified into types based on the established hyena vocal repertoire (Leblond et al., 2021). Fieldwork was carried out from November 2016 - February 2017 by Kay Holekamp, Andrew Gersick, Frants Jensen, Ariana Strandburg-Peshkin, Benson Pion, Morgan Lucot, and Rebecca LeFleur; labelling was done by Kenna Lehmann and colleagues.

Meerkats (MT-Training set, ME-Validation set): The MT and ME datasets contains two recordings each from meerkats. Recordings used in this task were acquired at the Kalahari Meerkat Project (Kuruman River Reserve, South Africa; directed by Marta Manser and Tim Clutton-Brock), as part of a multi-species study on communication and collective behavior. Recordings of the development set (MT) were recorded on small audio devices (TS Market, Edic Mini Tiny+ A77, 8 kHz) integrated into combined GPS/audio collars which were deployed on multiple members of meerkat groups to monitor their movements and vocalisations. Recordings of the evaluation set (ME) were recorded by an observer following a focal meerkat with a Sennheiser ME66 directional microphone from a distance of typically less than 1 m. Meerkats are a highly social mongoose species that live in stable social groups and use a variety of distinct vocalisations to communicate and coordinate with one another. Recordings were carried out during daytime hours while meerkats were primarily foraging and include several different call types. The meerkat vocal repertoire has been well characterised based on previous research, allowing calls to be reliably classified by human labellers (Manser, 1998; Manser et al., 2014). Fieldwork was carried out by Ariana Strandburg-Peshkin, Baptiste Averly, Vlad Demartsev, Gabriella Gall, Rebecca Schaefer and Marta Manser; and the recordings were labelled by Baptiste Averly, Vlad Demartsev, Ariana Strandburg-Peshkin, and colleagues.

Jackdaws (JD-Training set): The JD dataset contains a 10-minute on-bird sound recording of one male jackdaw during the breeding season in 2015. This individual was recorded in a larger multi-year field study (Max-Planck-Institute for Ornithology, Seewiesen, Germany) in which wild jackdaws were equipped with small backpacks containing miniature voice recorders (Edic Mini Tiny A31, TS-Market Ltd., Russia) to investigate the vocal behaviour of individuals interacting with their group and behaving freely in their natural environment. Jackdaws are highly vocal corvid songbirds that usually breed, forage and sleep in large groups, but form a pair bond with the same partner for life. The sound recordings contain loud recordings of the focal bird, as well as background sounds from non-focal birds and other sound sources. Fieldwork was conducted by Lisa Gill, Magdalena Pelayo van Buuren and Magdalena Maier. Sound files were manually annotated by Lisa Gill, using Audacity software, following a previously established video-validation in a captive setting (Stowell et al., 2017).

Western Mediterranean Wetlands Bird Dataset (WMW-Training set): The WMW dataset contains 161 files with bird sounds from 20 endemic species that are typically inhabitants of the "Aiguamolls de l'Empordà" natural park in Girona, Spain. The audio files that compose this dataset were originally retrieved from the Xeno-Canto portal (Vellinga and Planqué, 2015). Xeno-Canto is a portal in which citizens can upload wildlife sounds. As the audio files are collected by a wide community of people, the recording devices used for gathering data can be different in every audio file. Depending on the species, audios contain vocalisations such as bird calls or songs; or sounds such as bill clapping (*Ciconia ciconia* species) or drumming (*Dendrocopos minor* species). For the WMW dataset, Juan Gómez-Gómez, Ester Vidaña-Vila and Xavier Sevillano manually cleaned and labelled downloaded audio files using the Audacity software (Gómez-Gómez et al., 2023). The cleaning and labelling process consisted in listening to every audio file in the dataset and annotating the specific parts of the file in which the bird is vocalizing, thus separating the bird vocalizations from background noise.

HumBug (HB-Validation set): The HB dataset contains sounds of lab-cultured *Culex quinquefasciatus* mosquitoes from Oxford, UK, and various species captured in the wild in Thailand, placed into plastic cups (Li et al., 2018). Mosquitoes produce sound both as a by-product of their flight and as a means for communication and mating. Fundamental frequencies vary in the range of 150 to 750 Hz (Kiskin et al., 2020). As part of the HumBug project, acoustic data was recorded with a high specification field microphone (Telinga EM-23) coupled with an Olympus LS-14. The recordings used in this challenge are a subset of the datasets marked as 'OxZoology' and 'Thailand' from HumBugDB (Kiskin et al., 2021)².

Polish Baltic Sea bird flight calls (PB-Validation set): The PB dataset consists of six 30-minute recordings of bird flight calls recorded along the

²<https://github.com/HumBug-Mosquito/HumBugDB/>

Polish Baltic Sea coast (Dąbkowice near Darłowo). Three autonomous recording units were used with the same hardware settings (Song Meters SM2, Wildlife Acoustics, Inc). They were deployed close to each other (<100m) - near the lake, on the dune, and on the forest clearing - to provide diverse acoustic background. The recordings were acquired during the 2016, 2017 and 2018 fall migration seasons. The recordings are the excerpt from Hanna Pamuła’s project, focused on the acoustic monitoring of birds migrating at night along the Polish Baltic Sea coast (Pamuła, 2022; Pamuła, 2022). The passerines night flight calls were annotated by Hanna Pamuła using the Audacity software. In each recording, only one bird species is the target class: song thrush, *Turdus philomelos* (3 recordings); blackbird, *Turdus merula* (3 recordings). The usual fundamental frequency range for calls of the chosen species is 5–9 kHz, with standard call duration in the range of 10–250 milliseconds.

Transfer-Exposure-Effects dataset (CHE-Evaluation set): The CHE dataset contains bird vocalizations from the Chernobyl Exclusion Zone (CEZ). Data were collected using unattended acoustic recorders (Songmeter 3) to capture the Chernobyl soundscape and investigate the longterm effects of the nuclear power plant accident on the local ecology. This dataset comes from the Transfer Exposure-Effects (TREE) research project³. To date, the study has captured approximately 10,000 hours of audio from the CEZ. The fieldwork was designed and undertaken by Mike Wood (University of Salford), Nick Beresford (UK Centre for Ecology & Hydrology) and Sergey Gashchak (Chernobyl Center). Common Chiffchaff (*Phylloscopus collybita*) and Common Cuckoo (*Cuculus canorus*) vocalisations were manually annotated and labelled from these recordings by Helen Whitehead.

BIOTOPIA Dawn Chorus (DC-Evaluation set): The DC dataset used as part of the evaluation set stems from dawn chorus recordings, made using Zoom H2 recorders at three different locations in Southern Germany (Haspelmoor, Munich’s Nymphenburg Schlosspark, and Nantesbuch). Many bird species produce vocalisations during the entire day, but their vocally most active period by far usually occurs around dawn. This natural phenomenon of *dawn chorus* has received a lot of attention in biological studies, and also appears to be the perfect time window for species detection, as it provides the largest likelihood of most individuals of the same and of different species signalling. Yet the sheer complexity of undirected dawn chorus recordings have made automatic species classification extremely difficult, leaving this potentially rich source of acoustically determined species data largely untapped. The Dawn Chorus project is a worldwide citizen science and arts project bringing together amateurs and experts to experience and record the dawn chorus at their doorstep, to draw a global picture of bird biodiversity through sound. The three recordings used in the present study were made and donated by two participants (Moritz Hertel and Rudi Schleich). The vocalisations of three target species (Common cuckoo, *Cuculus canorus*; European robin, *Erithacus rubec-*

³<https://tree.ceh.ac.uk/>

ula; Eurasian wren, *Troglodytes troglodytes*) were manually annotated by Lisa Gill, using Audacity.

Coati (CT-Evaluation set): The CT dataset contains audio recordings collected from two adult females from the same group on Barro Colorado Island, Panama in March 2020. These data are part of the Communication and Coordination Across Scales project. The two coatis wore collars which recorded high-resolution GPS data with an external attachment of a small audio recording device (TS Market, Edic Mini Tiny+ A77, 22.05 KHz). Audio data were recorded during their active foraging period in daytime hours when a variety of social and aggressive calls are commonly emitted. Coatis are omnivorous diurnal mammals that live in stable social groups consisting of females and related juvenile and subadult males. Coatis produce a number of call types that are used across a variety of different behavioural contexts. The documentation of their complete vocal repertoire is currently under development. The target calls used in this dataset are growls, chitters and chirp-grunts. Growls and chitters are used in aggressive contexts, whereas chirp-grunts are contact calls emitted when foraging and moving with the group. Several other call types that might be confused with the targets were captured in the recordings which present the main challenging aspect of this data. Fieldwork was carried out by Emily Grout, Josué Ortega and Ben Hirsch. Calls were labelled by Emily Grout using Adobe Audition.

Manx Shearwater (MS-Evaluation set): The MS dataset contains vocalizations from Manx Shearwater individuals, which are procellariiform seabirds that breed in dense island colonies in the North Atlantic, mostly in the British Isles, and winter in the South Atlantic off the South American coast. In a multi-year study, Audiomoth recorders were placed in burrows on Skomer Island to record the vocalisations of both adult Manx shearwaters and chicks during the breeding season. Adult Manx shearwaters make loud, distinctive vocalisations while present at their breeding colony in various contexts: in duets with their partner in their nesting burrow, to broadcast from their burrow, and during flight. Pairs of Manx shearwaters raise single chicks in underground burrows, regularly visiting the breeding colony at night to feed their chick. During these visits, the chick vocalises to 'beg' for food from the parent shearwater; these vocalisations typically comprise bouts of short high-pitched 'peeps'. Fieldwork was undertaken by various members of the Oxford Navigation Group (OxNav), associated with the Oxford University Department of Biology and led by Professor Tim Guilford. Annotation of individual chick begging vocalisations was carried out by Joe Morford using Sonic Visualiser; these vocalisations, therefore, represent the target class in this dataset.

Dolphin Quacks (QU-Evaluation set): The QU dataset contains recordings from bottlenose dolphin sounds from Sarasota, FL, obtained using sound-and-movement recording DTAGs Johnson and Tyack (2003a), attached with suction cups by Frants Jensen in collaboration with Drs. Peter Tyack, Vincent Janik, Laela Sayigh, Randall Wells and the Sarasota Dolphin Research Program. All tags were deployed during routine health assessments conducted by the Sarasota dolphin research project and under a National Marine Fisheries

Service research permit to Dr. Randall Wells of Chicago Zoological Society. Bottlenose dolphins are highly acoustic animals with an expansive repertoire of acoustic signals used for social interactions. Male bottlenose dolphins (*Tursiops truncatus*) in Sarasota form close pair bonds with other males that help them consort with females during the mating season. The target class is Quacks, which are short, low-frequency narrowband signals (around 100 ms duration and main energy below a few kHz) Simard et al. (2011), and emitted at relatively high rates by one or both males in the alliance. These calls are produced in bouts often with hundreds of quacks in a single short vocal bout. Bouts of quacks were extracted from 4 bottlenose dolphins tagged in 2013, 2014, and 2015. Quacks were labelled by Austin Dziki and validated by Frants Jensen using DTAG auditing tools in Matlab.

Chick calls (MGE-Evaluation set): The MGE dataset contains three 10-minute recordings from three 1-day old domestic chicks (*Gallus gallus*). Vocalisations have been recorded in 2019 and annotated using Sonic Visualiser in the Prepared Minds Lab (Queen Mary University of London⁴) by Dr Versace’s staff (Shuge Wang, Michael Emmerson, Laura Freeland, Elisabetta Versace). Individual chicks had just been removed from the hatchery, and were free to explore the experimental arena. Chicks have been recorded in the controlled environment of the laboratory, a 24-48 hours after hatching. Chickens are a precocial social bird species and upon hatching they establish a strong attachment to their social companions, via a process called imprinting, where acoustic information strengthens affiliative responses Versace et al. (2017). During and after the imprinting process, chicks vocalise signaling that they are in close proximity to their social partners (i.e. pleasure calls) or that they are distant or separated from them (i.e. contact calls). The data gathered in the dataset present uneven time distribution. Calls typically have a short duration (100-400 milliseconds). In the dataset, only pleasure calls were annotated in recordings from chicks one and two, only contact calls were annotated in recordings from chick three. We defined calls based on previous literature (Marx et al., 2001).

To summarise, these datasets together represent some of the wide variety of bioacoustic SED tasks, and were selected to give broad coverage of some of the key axes of variation, such as rate of occurrence of the target sound, length of calls, background noise (SNR), taxa, etc. Some of these quantitative characteristics are summarized in Table 1, and a visual representation of each dataset is presented in figure A.8. Descriptive analysis of the datasets further illustrates the variation in temporal and spectral characteristics, for the target sounds as well as the background soundscapes. The spectral profile of each dataset is presented in figure 2, this shows the energy distribution across frequency bands for the POS and background in separate. A similar representation is used to create the temporal profiles shown in Figure 3.

The datasets represent diverse challenges for the few-shot SED systems that are trained and evaluated on them. For each dataset, the provided 5 events are

⁴<https://www.preparedmindslab.org/home>

used to specify the class of target sounds. The extent to which a small set of calls can be representative depends on various factors including stereotypy - the degree of how stereotyped are the calls, and vocabulary size.

To approximately quantify stereotypy, for each class in the evaluation set, we calculate similarity between sound events. We do this between the selected five events and the remaining events, as well as for the annotated calls more generally (Figure 4). Together with the SNR and the sparsity/density of call events, this stereotypy aspect is expected to be one of the axes of variation among our datasets. (details in Appendix A.2)

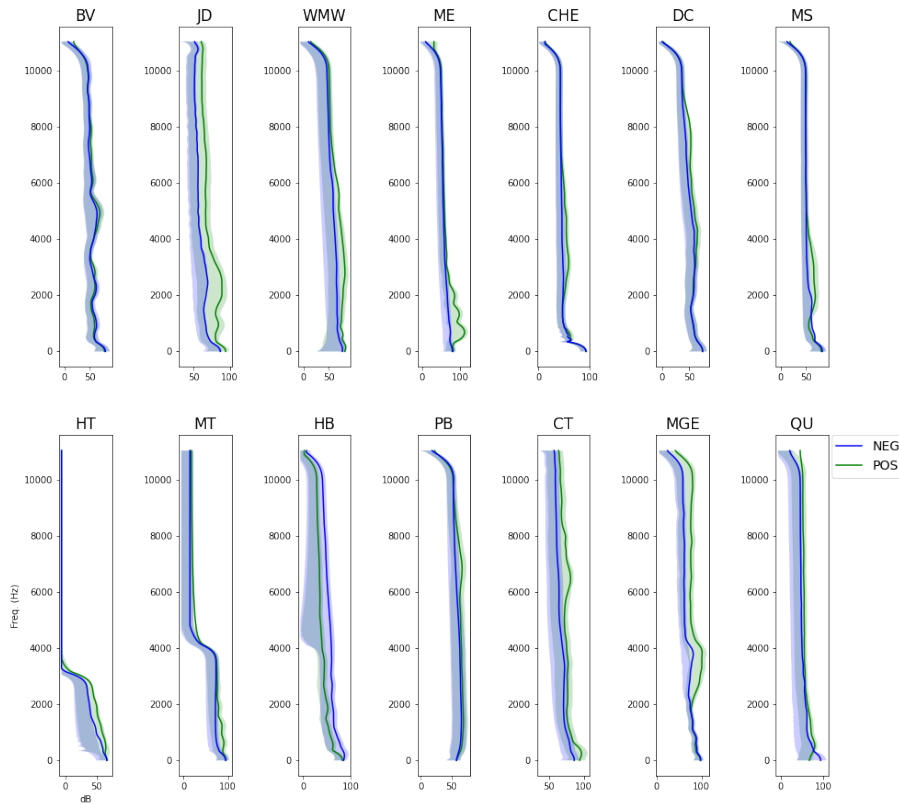


Figure 2: Spectral summary profiles of each dataset. For each frequency, we show mean and 90% confidence intervals of the energy distribution, for the foreground (POS events) and negative regions (background and non target sounds) separately.

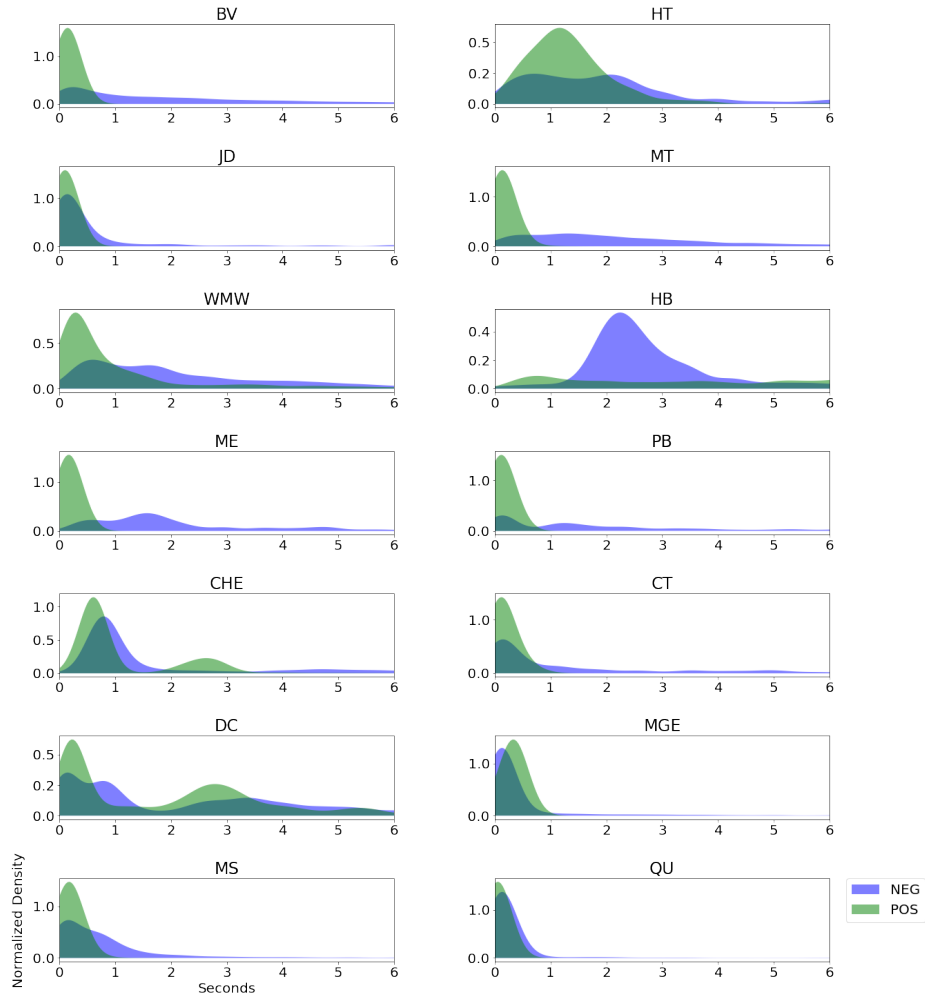


Figure 3: Temporal profiles of each dataset. We show the empirical distributions (kde smoothed) of durations of marked regions, for the foreground (POS events) and negative regions (all non-POS regions) separately.

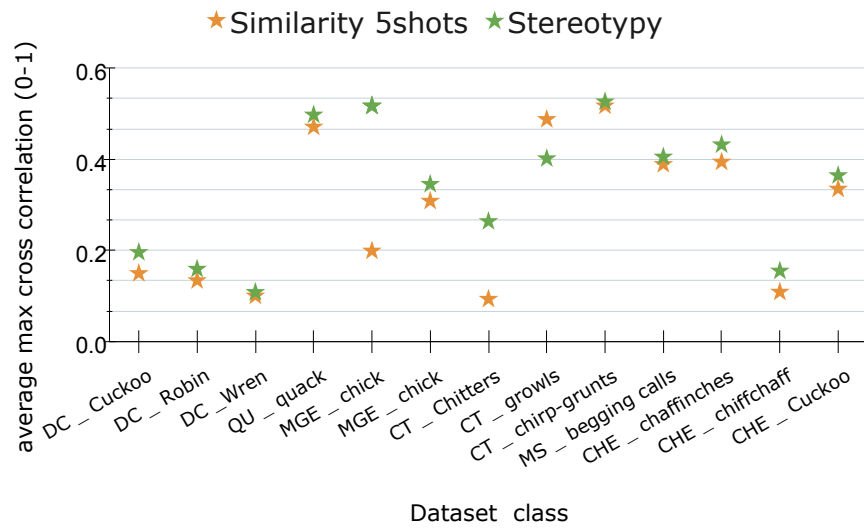


Figure 4: Values of similarity between the annotated calls and the first 5 events (shots), and stereotypy for each class in the evaluation set. Classes are indicated in the horizontal axis by DatasetName_ClassName. Both factors are computed using a similarity metric based on the average maximum cross correlation between events. It ranges between 0 and 1, where values closer to 1 represent higher similarity. (the details on how these values are computed are presented in Appendix A.2).

2.3. Baseline methods

We propose two systems as baselines, representative of standard good-quality methods that can be applied to the task, and against which to measure the performance of novel submitted methods. One is an approach commonly used in bioacoustics based on spectrogram cross-correlation and the other is a deep learning approach based on prototypical networks, which have been used in other FSL work.

2.3.1. Template matching (cross-correlation)

Signal-processing methods have been used for decades to detect events of possible interest in audio data (Towsey et al., 2012; Gillespie et al., 2009). Common approaches include energy thresholding, which can work in low-noise scenarios only, and template matching, usually based on cross-correlation (matched filtering) of waveforms or spectrograms. Template matching can work well in noisy audio, providing the target signal is acoustically (a) distinct from the background sounds and (b) stereotyped, i.e. not strongly varying in character. We thus expect template matching to work well in some of the scenarios we study, but to perform very poorly in others.

Our baseline cross-correlation method is based on scikit-image’s `match_template` function applied to spectrograms: it uses fast, normalised cross-correlation to find instances of a template in an image, returning values ranged between -1.0 and 1.0, with higher values corresponding to higher correlation. Our few-shot template matching method computes cross-correlation across the time axis between each of the events (shots) provided for a file and the rest of the recording. A different detection threshold is set for each audio file based on the max value of the cross-correlation results between the shots provided. Peak picking is performed on the results of the template matching algorithm, with any peak above the threshold corresponding to the center of a detected event in that recording. Borders of the predicted event are assumed to align with the beginning and end of the template when it matches. Each of the 5 templates is used separately for matching, and the resulting event predictions are collapsed into a single binary prediction vector which will produce the final events predicted for the class of interest.

2.3.2. Prototypical networks

Our second baseline is based on prototypical networks, a deep learning technique whose training procedure is designed especially for few-shot learning (Snell et al., 2017). The networks are trained using *episodic training*: each “episode” is configured as an “ N -way- k -shot” classification task, where N denotes the number of classes and k the number of known samples per class. In the present work $k = 5$, and $N = 2$ when there is only one sound event type to consider, in which case the two classes then represent active and inactive. Prototypical networks have previously been evaluated as highly promising for few-shot audio classification tasks (Pons et al., 2019).

A *prototype* in this method is a coordinate in some vector representation, which is calculated as a simple centroid (mean) of the coordinates for each of the

k examples. The training data consist of a *Support set* S consisting of k labelled samples from each class, with the remaining samples comprising the *Query set* Q . Prototypical networks compute a class prototype c_n through an embedding function $f_\phi : \mathbb{R}^D \rightarrow \mathbb{R}^M$ with learnable parameters ϕ . In our baseline system $D = 128$ and $M = 64$, and f_ϕ is a neural network. The prototype for class n is computed as the mean of the embedded support points belonging to that class:

$$c_n = \frac{1}{k} \sum_{(x_i) \in S_n} f_\phi(x_i) \quad (1)$$

where S_n represents the subset of S from class n .

Then, for each sample x_q from the query set, a distance function is used to calculate the Euclidean distance of x_q from each prototype, following which a softmax function over the distances produces a distribution over the classes. This directly implies that training the neural network to optimise these distances should move prototypes and their corresponding query points closer together in the embedding space created by f_ϕ , and further away from non-matching points. In other words, the training procedure creates a general representation in which similar sounds are close to each other. Nearest-neighbour algorithms such as k-means can then be used to label future data points—even those from novel categories, after a simple procedure of calculating the prototype of a novel category as the centroid of its k shots.

During evaluation, we adopt a binary classification strategy inspired by Wang et al. (2020b). The first 5 positive (POS) annotations are used for calculation of positive class prototype and the rest of the audio file is treated as the negative class, based on the assumption that the positive class is relatively sparse in the recording. We randomly sample time regions from the negative class to calculate the negative prototype. Each query sample is predicted to have the target sound active, if its embedding coordinate is closer to the positive prototype than the negative. The prediction process for each file is repeated 5 times, with the negative prototype created by random sampling each time. The final prediction probability for each query frame is the average of predictions across all iterations. Finally, post-processing is applied to the outputs in order to remove possible false positives. For each audio file, predicted events with shorter duration than 60% of the duration of the shortest shot provided for that file are removed.

2.4. Evaluation and public challenge

For the evaluation of this task, we employ an event-based F-measure with macro-averaged metric, to evaluate the match between true and predicted events. The main complexity is related to the detection of a match between ground truth events and predicted events. Traditional approaches use onset detection based metrics and fixed-size evaluation windows (Mesaros et al., 2019). Given the great variation between datasets and characteristics of the events we want to detect in this task, these approaches are not suitable. Instead, we use the Intersection over Union (IoU), with 30% minimum overlap to produce a list of

possible matches of the predictions. Applied to temporal events we get a list of predicted events that overlap at least 30% with the ground truth events and thus are candidate matches. For each ground truth event, a single best match is selected by applying the Hopcroft-Karp-Karzanov algorithm for bipartite graph matching, a similar procedure as used in the `sed eval` toolbox.⁵

In a SED task we can define True Positives (TP) as predicted events that match ground truth events, False Positives (FP) as predicted events that do not match any ground truth events, and False Negatives (FN) as ground truth events that are not predicted. In this task, ground truth events consist of POS events of the class and UNK events that have some uncertainty associated to the assigned class. The UNK label is typically assigned if the annotator is not sure if the event belongs to the class of interest, in other situations the annotator knows it is not the class of interest however the event lookssounds like it could be. This decision is thus very subjective and dependent on each dataset. For evaluation purposes, matches to UNK events do not count towards calculating TP, FP or FN. In doing so, we ensure that the subjectivity associated with assigning the UNK label does not impact the performance score of the systems.

The procedure we employ is:

1. Apply IoU and bipartite graph matching between predicted events and ground truth POS events only, resulting in TP.
2. Apply IoU and bipartite graph matching between remaining predicted events, that did not match with any POS event, and ground truth UNK events only.
3. Compute FP as the number of predicted events that were not matched to either POS or UNK events.
4. Compute FN as the number of POS ground truth events that were not matched by any predicted event.

This is applied to each dataset in the evaluation set where we compute the F-score metric. The reported results are the harmonic mean over all the datasets, which is appropriate for combining percentage results, and ensures that a system should perform well across all datasets to achieve a strong score.

We thus use an averaged F-score as our main summary statistic for each submitted system. To explore system performance in more detail, we also inspect the F-scores per dataset, and per class in each dataset, in particular to examine whether differences in acoustic characteristics correlate with differences in performance.

The F-score metric is designed to summarise how well a system’s outputs correspond to the desired outputs. However, there are many factors that affect the usefulness of such outputs, meaning that it is difficult to estimate a technology readiness level from only numerical scores. Hence, in addition to our quantitative analysis, we conduct a qualitative user-oriented analysis of selected system outputs, gathering feedback from expert users (annotators of the datasets).

⁵http://tut-arg.github.io/sed_eval/generated/sed_eval.util.event_matching.bipartite_match.html

Team	# Best submission	Evaluation (95% CI)	Validation
Du_NERCSLIP_23 (Yan et al., 2023)	2	61.83 (61.23-62.32)	75.6
Du_NERCSLIP (Tang et al., 2022)	2	60.22 (59.66-60.70)	74.4
Liu_Surrey (Liu et al., 2022a)	2	48.52 (48.18-48.85)	50.03
Martinsson_RISE (Martinsson et al., 2022)	1	47.97 (47.48-48.40)	60
Hertkorn_ZF (Hertkorn, 2022)	2	44.98 (44.44-45.42)	61.76
Liu_BIT-SRCB (Liu et al., 2022b)	4	44.26 (43.85-44.62)	64.77
Wu_SHNU (Wu and Long, 2022)	1	40.93 (40.48-41.30)	53.88
XuQianHu_NUDT_BIT (Liu et al., 2023)	3	37.71 (36.98-38.23)	63.94
Moummad_IMT (Moummad et al., 2023)	2	37.32 (36.82-37.74)	63.46
Zgorzynski_SRPOL (Zgorzynski and Matuszewski, 2022)	4	33.24 (32.69-33.69)	57.2
Gelderblom_SINTEF (Gelderblom et al., 2023)	2	26.79 (26.13-27.29)	36.6
Mariajohn_DSPC (Mariajohn, 2022)	1	25.66 (25.40-25.91)	43.89
Jung_KT (Lee et al., 2023)	3	23.74 (23.14-24.17)	81.52
Willbo_RISE (Willbo et al., 2022)	4	21.67 (21.32-21.97)	47.94
Zou_PKU (Yang et al., 2022)	1	19.20 (18.88-19.51)	51.99
Huang_SCUT (Huang et al., 2022)	1	18.29 (18.01-18.56)	54.63
Tan_WHU (Tan et al., 2022)	4	17.22 (16.82-17.55)	54.53
Li_QMUL (Li et al., 2022)	1	15.49 (15.16-15.77)	47.88
Wilkinghoff_FKIE (Wilkinghoff and Cornaggia-Urrigshardt, 2023)	4	13.31 (12.83-13.67)	62.64
baseline-TempMatch (Morfi et al., 2021)	-	12.35 (11.52-12.75)	3.37
baseline-ProtoNet (Morfi et al., 2021)	-	5.3 (5.1-5.2)	28.45
Zhang_CQU (Zhang et al., 2022)	4	4.34 (3.74-4.56)	44.17
Kang_ET (Kang, 2022)	2	2.82 (2.76-2.87)	-

Table 2: *F*-score results (in %) per team (best scoring submission) on 2022 evaluation and validation sets. Systems are ordered by higher scoring rank on the evaluation set. These results and technical reports for the submitted systems can be found on task 5 results page (DCASE, 2022) and (DCASE, 2023).

3. Results

We report here the results of our public challenge. We have conducted three editions to date (2021, 2022, 2023), and each year the evaluation dataset has been extended to cover a wider range of bioacoustic sources. After the first edition, it was agreed that evaluation datasets should be refined and expanded to give a more robust estimation of system performance. We thus report here on the systems submitted to the second and third editions, evaluated on the datasets of the second edition for comparability. For completeness, a summary of the 2021 outcomes is given in the Supplementary Information.

In the 2022 edition, 15 teams participated submitting a total of 46 systems and in 2023 there were 6 teams with a total of 22 systems. We present in Table 2 the overall scores of the best system submitted by each team in these two editions of the challenge. The challenge can be seen to be a difficult one: the baseline systems, and many teams, obtained *F*-score averages below 25%. On the other hand, methods could be designed which reach well over 40% *F*-score average, and up to 60% (Table 2). Such performances were much stronger than

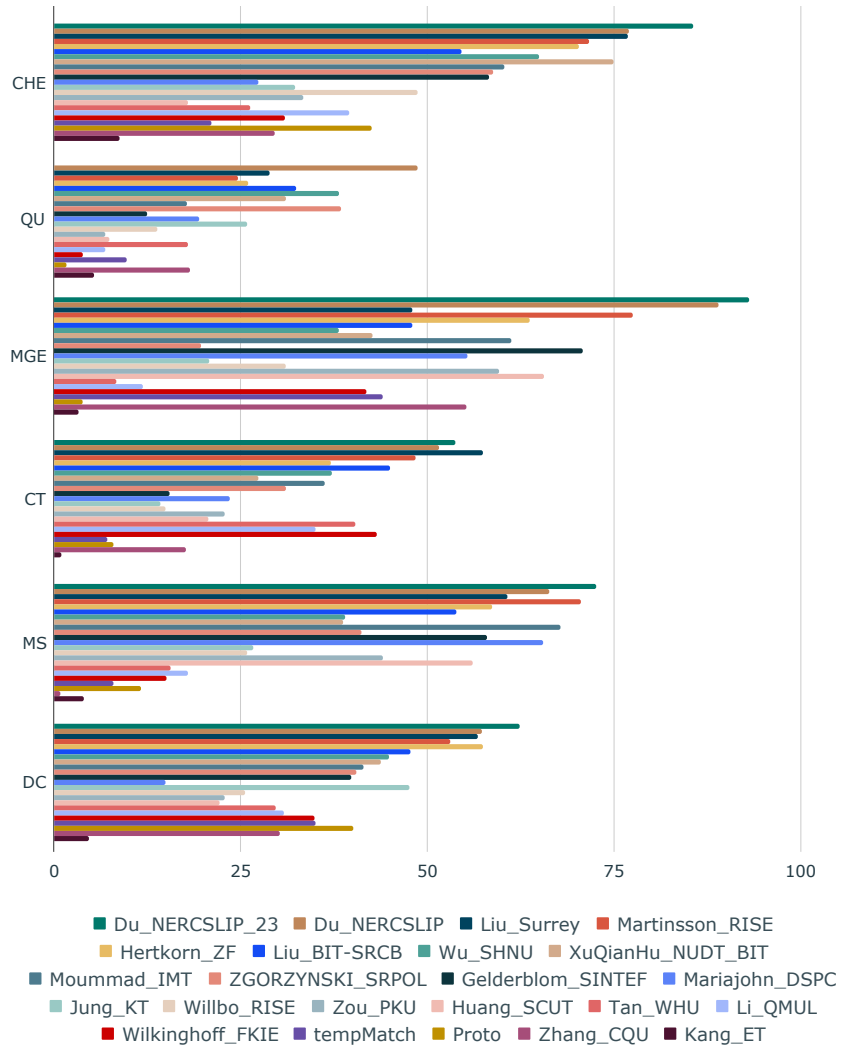


Figure 5: F -Score results of 2022 and 2023 systems on each dataset of the 2022 evaluation set. Systems are ordered by overall highest scoring rank on the evaluation set.

expected based on the task difficulty and 2021 results.

Several systems adopted a prototypical network approach, perhaps influenced by the baseline code and/or the outcomes of the 2021 edition. Simple improvements over the baselines were achieved by applying data augmentation techniques and intelligent post-processing. Better ways to construct the negative prototype were also explored by some teams who reported improved results (Liu_Surrey, XuQianHu_NUDT_BIT, Jung_KT, Wu_SHNU, Jung_KT, Willbo_RISE). *Transductive inference*—adapting the learnt feature space at test-time based on the newly-presented positive and negative events—was also applied by some participants (Liu_Surrey, XuQianHu_NUDT_BIT, Li_QMUL, Tan_WHU, Zou_PKU).

The top 2 scoring systems, (Du_NERCSLIP_23 and Du_NERCSLIP) belong to the same team, who was able to achieve the best score at both editions. Their implementation is based on the idea of learning frame-level embeddings, instead of an embedding for a whole segment. This confers to the system a high time resolution capability, which is important to perform particularly well on classes of very short duration such as QU, (Figure 5). For the third edition of the task, they have incorporated this frame-level embedding idea into a multi-task learning framework, that also includes a speaker voice activity detection branch. This modifications are responsible for a score improvement of almost 2% points.

The next system in rank, Liu_Surrey, implements a novel approach designed to optimise the contrast between positive events and negative prototypes. This, together with an adaptive segment length dependent on each target class, works well across all the evaluation sets.

The problem of very different lengths of events across target classes was also directly addressed by other submissions. Both Martinsson_RISE and Zgorzynski_SRPOL implemented an ensemble approach where each individual model focuses on a different input size range. In Liu_BIT-SRCB this is explored through a multi-scale ResNet, and in Willbo_RISE with a wide ResNet containing many channels. Also in XuQianHu_NUDT_BIT, they implement a novel adaptive mechanism - squeeze/excitation block - designed to assign different weights to different channels of the feature map.

Inspecting the characteristics of the methods performing most strongly in the challenge, broadly across all editions, we observe some general tendencies (Table 3). Firstly, there is relatively little variation in the acoustic features extracted, and the neural network architecture: most systems use Mel spectrograms with PCEN, and standard CNNs. The main innovation in this aspect comes from You et al. (2023), where the CNN is replaced by the audio spectrogram transformer (AST). However, there is considerable variation in the method of training the network, and performing inference. There is a roughly equal balance of the two main paradigms: meta-learning with prototypical networks, versus fine-tuning or otherwise adapting a network trained using cross-entropy.

Within both paradigms there are instances of transductive inference (Yang et al., 2021), Liu_Surrey. The ‘dynamic few-shot learning’ (DFSL) method employed by Wu_SHNU is an alternative approach to query-time adaptation: the

feature extraction, and the representation for previously-known classes, is never altered, but at query time the new task is considered to be a new class, whose representation is a weighted sum of those for the previously-known classes. This has the appealing characteristics of combining stability with dynamic adaptation, unlike standard fine-tuning in which care must be taken not to overfit to the new examples. Despite these innovations, it is notable that multiple teams achieved strong performance without test-time adaptation of the learnt feature space.

Many teams innovated in the way time-regions are selected for training an algorithm, both for computing the positive and negative regions (foreground and background). Multiple teams made use of *pseudo-labelling* as a way to bootstrap the amount of data presented to the system: this means using the system to make a first ‘draft’ identification of which regions are positive/negative for the events of interest, and then using that estimated labelling to further train the system (Yang et al. (2021), Wu_SHNU and Du_NERCSLIP(23)). Pseudo-labelling has been explored in many machine learning domains for data-poor scenarios.

Successful systems also commonly used explicit methods to control the duration of the detected events. In many cases this consists of postprocessing predictions to delete/merge very short events, or estimating the typical duration from the examples. Du_NERCSLIP(23) and Wolters et al. (2021) made use of neural network architectures specifically trained to infer and output region annotations.

Overall, the different approaches submitted illustrate the introduction of ideas to address challenges related to this task: how to deal with very different event lengths; how to construct a negative class when no explicit labels are given for this; and how to bridge the gap between classification and detection for few-shot sound event detection. These challenges derive from the combination of few-shot learning with sound event detection, and hence are not addressed in standard few-shot learning (Wang et al., 2020a).

3.1. Analysis of dataset dependencies

The submitted systems exhibit variations in their performance across our datasets (Figure 5). The same is true even when we look at the target class level, Figure 6 presents the Fscore results for the different target classes in each dataset. The easiest classes to be detected are CHE_chaffinches, CT_chirpgrunts and DC_robins, where several systems reach above 75% F-score. On the other side, CT_Chitters, DC_Cuckoo and the QU_Quacks seem to be the classes where systems struggled the most to make correct predictions. The disparity in score between systems is also evident. The performance on MGE_Chick_Pleasure_calls is a good example where Du_NERCSLIP’s systems show a significant advantage over the others.

To determine which data characteristics might be the strongest factors in these performance variations, we investigated five data attributes, three commonly considered in soundscape analysis: SNR, event sparsity, and event length, plus similarity between events and the 5 shots and stereotypy (both defined

	Spectrogr. features	Neural net arch.	Training objective	New class addition	Inference	Feature space changes?	Negatives selection	Positives selection	Segment length technique	Post-processing
Baselines	Prototypical	CNN	Proto	Proto	Dist:Proto	No	Whole audio	5	Derived from shots	Delete short
	Template matching	n/a	n/a	New templates	Cross-correl	No	n/a	5 + aug	Template length	-
	Yang et al. (2021)	CNN	x-ent	Retrain (new pos+neg) Proto	Posterior	TI x-ent	Pseudo-neg	Pseudo-pos		Peak picking, thresholding
	Tang et al. (2021)	CNN	Proto	Finetune last layer	Dist:Proto (Attention-weighted) Posterior	No	Whole audio	5	Adaptive length fixed shift	Peak picking, median filtering
	Du_NERCSLIP	CNN frame-wise	x-ent	Proto	Finetune last layer	Posterior	Between-the-5	Pseudo-pos	Derived from shots	CRNN event filter
Systems submitted to the public challenge	Liu_Surrey	CNN	Proto (modified)	Proto	Dist:Proto	TI, Re-train	Between-the-5 + Pseudo-neg (Spec-Sim)	5	Derived from shots	Split-merge-filter; delete very long/short
	Wu_SHNU (+Wu 2023 ICASSP) DFSL Mousmad_IMT	CNN (ResNet)	x-ent	DFSL attentive	DFSL attentive	No	Pseudo-neg	Pseudo-pos	-	-
		CNN (ResNet)	SCL	Finetune last layer	Posterior	Finetune	Between-the-5	5	Adaptive length	-
	Wolters 2021 arxiv Perceiver	CNN +CRNN +Perceiver	Proto +RPN (RCRNN) Proto	Proto	Dist:Proto	No	n/a	5	Region proposal network	-
	You et al. (2023) (ICASSP 2023)	AST	Proto	Proto	Dist:Proto	Finetune, TI	Between-the-5	5 + aug	Derived from shots	thresholding, merge/filter small events

Table 3: Methodological features of various systems of interest. Terms: Proto = prototypical network; x-ent = cross-entropy; Dist = distance-based; TI = transductive inference; DFSL = dynamic few shot learning; AST = Audio Spectrogram transformer; SCL = supervised contrastive learning; 5 = the original 5 shots are used; between-the-5 = the spaces between the 5 shots are used; pseudo-pos/pseudo-neg: pseudo-labelling is used to select additional examples; aug = data augmentation applied.

in section 2.2 and Appendix A.2). We performed a multivariate regression with different combinations of these variables. By evaluating and selecting the best model, we can verify which would be the best attribute or combination of attributes that predicts the Fscore. The possible 31 combinations of these attributes were used as the predictors of the average F-score across all systems scoring above the baseline. The resulting regression models were then evaluated by inspecting the p-values, adjusted R-squared, Akaike information criterion (AIC) and the Bayesian information criterion (BIC). The results indicate that none of these factors translating bioacoustic considerations was a strong predictor of differences in performance. A similar conclusion can be reached by observing Figure 7. Here, the average F-score across systems performing above the baselines is plotted against Stereotypy, Mean event duration, SNR and Event density. The absence of clear correlations indicates the difficulty in selecting which could be the most important factors impacting the f-score. Furthermore, this lack of strong visual relationships between Fscore and data characteristics remains even when only the scores of one individual system are used.

3.2. Ablation study

The developed systems are complex and most consist of various independent functional units coming together to solve the task.

Here, we present the results of the ablation study performed on Liu_Surrey’s system (Liu et al., 2022a). The choice to perform the ablation analysis on this system is due to it being the highest scoring system with open access code. An ablation study consists in removing different parts of the network and evaluating the impact these changes have on performance. This allows for some increased understanding of how a system works, while providing a way in which it is possible to measure the contributions of each individual unit for the overall level of performance achieved.

The experiments with variations to the system’s architecture can be organized into different categories: 1) exploring different input features, 2) analysing the impact of Contrastive Learning and 3) impact of the number of “ways” used for episodic training (as in the Meta-learning setup N_way , K_shots): “ways” means the number of different sound categories considered at once). The F-score results are presented in Table 4. Because systems are developed based on the development and validation sets alone, the design decisions might not be what works best for the evaluation set, specifically in the case where these datasets vary substantially. This might explain why the original submitted architecture (first row of table 4) did not result in the best performance across all the variations tested here. In fact, instead of applying PCEN and Delta MFCCs as input features, the system modified to use Log Mel spectrograms resulted in the top performance on F-score. Similarly, here we see that including Negative Contrastive learning does not work well on this evaluation set and indeed the performance of the system decreases. Experimenting with different number of ways, confirms the expected that as the number of ways in the support set increases from 10 to 30, so does the performance. Finally, ensembling all the variations of the original system leads to an improved F-score.

System Variation	F-score-eval	F-score-val
PCEN+DeltaMFCC (original submitted system)	35.019	38.350
only PCEN	36.001	40.221
only LogMel	40.355	45.330
LogMel+DeltaMFCC	37.518	40.033
w/o. Negative contrastive learning	39.637	46.614
#ways 10	35.503	38.671
#ways 20	35.866	43.634
#ways 30	36.608	42.202
#ways 40	36.021	42.015
Ensemble all	50.624	54.485

Table 4: F-Score results for the different system variations on the evaluation and validation sets. First row refers to the unchanged submitted system, all the other systems are simple modifications to this.

3.3. Expert use analysis

We are interested in understanding how far away the best scoring systems are from being incorporated into the annotation practice and how helpful or misleading their predictions can be. The expert annotators of QU, CT and MS datasets were given the predictions resulting from the 3 top scoring systems of the 2022 edition of this task, (Du_NERCSLIP, Liu_Surrey and Martinsson_RISE) and asked to analyse them in terms of a) Usability and b) Types of errors. Here are the main topics and highlights received. The full feedback can be read in Appendix A.3

All consider that at least one of the systems results in useful predictions that can be used as a starting point for manual editing.

The best ranking system overall (Du_NERCSLIP) is not always the one selected by the experts as the best predictor of events in the different datasets and it also changes for different classes within the same dataset. However the experts' selection almost always agree with the F-score results by class shown in Figures 5 and 6.

As to the type of errors, the experts identified several instances of missed detections, misclassifications either on non-target calls or noise events, and in general imprecise detection of the duration of calls.

Another aspect highlighted for both QU and CT datasets were situations where the capability of the systems to produce correct predictions decreased over time, meaning that events happening further away from the beginning (where the 5 shots examples happen) were less well predicted.

The reason for some missed detections might be due to the selection of the 5 examples from which the systems need to learn the pattern of the target class. For both MS and CT datasets the experts commented that the range of variation of the target calls was not well captured within the 5 initial examples. This aspect is also expressed in Figure 4.

Finally the potential for using FSL to improve upon human manual annotations is illustrated in the feedback received for the CT dataset. The system

ranked in second place overall, Liu_Surrey, was able to predict 20 new Growls that the human annotator had not identified.

4. Discussion

In this work we have formulated few-shot bioacoustic event detection as a machine learning task. We have evaluated many approaches to the task, and demonstrated that both the meta-learning and the transfer learning methodologies can successfully generalise to novel sub-tasks in bioacoustic FSED—thus, transcribing animal sounds with a precision unobtainable with other automated methods, in the absence of huge training datasets. Our sub-tasks were chosen to be diverse and non-trivial: they differed in taxon, target sound characteristics, background noise, stereotypy, stationarity, duration, and more. We believe that we have shown that the many related recognition tasks in computational bioacoustics can be unified within a generalised approach to machine learning.

Leading systems achieve over 30% F-score on all 6 tasks. This is a dramatic improvement over classic template-matching, and also over a standard modern deep learning approach (both of which often achieved F-scores below 10%, in our baseline implementations). This reflects the fact that most bioacoustic sound event detection tasks have unique characteristics (such as noise, non-stereotypy, distractor sounds, non-stationarity) which make them distinct from each other and very hard to analyse with a conventional detection system. Although automatic detection has been in use for many years, it has often required manual tweaking of a system’s parameters for each new situation.

Based on this study we believe our formulation of FSED is a useful one. It is applicable across a wide selection of bioacoustics tasks, and provides a good target for machine learning development. It is not trivially solved by prior art in few-shot learning, nor by pretrained networks; yet we report very strong progress through the public challenges. We also consider that our chosen evaluation measure—an event-based F-score—has good external validity, since it aligns well with expert evaluations of automatic transcripts.

Our aim to generalise over a range of loosely-related datasets/tasks is of current interest in machine learning. There are some comparable initiatives in wildlife monitoring. The ‘BEANS’ project collects together animal sound datasets and aims to provide a general evaluation benchmark (Hagiwara et al., 2022). Their work focuses on classification rather than temporal detection, and it does not consider few-shot learning or meta-learning—however it may be possible to re-use their data for such things. Similarly, in image recognition the NeWT benchmark provides a suite of tasks for wildlife images, using a classification framework to ask a very wide range of ecology questions from a single data representation (Van Horn et al., 2021). Key differences between these and our work are our few-shot setting, and the explicit inclusion of temporal structure in the input and output of our formulation.

Based on the results presented here, are few-shot bioacoustic SED systems good enough to use? Yes, as determined by feedback from our panel of experts. Although the outputs from such systems are far from perfect, they were judged

to be of sufficient quality for active use, in place of fully-manual annotation. The quantitative results demonstrate that, when presented with a new dataset with no large training corpus, few-shot bioacoustic SED outperforms common methods such as template-matching. It is worth remembering, however, that our paradigm is designed for the case of detecting events for which no large training dataset is available. If large amounts of labelled data are available, or pre-trained networks whose training matches well with the intended use, then the more common machine learning method (i.e. supervised learning) would be expected to be the most reliable approach.

4.1. Aspects of bioacoustic datasets that affect performance

Many aspects of bioacoustic datasets make them complex to analyse: noise, highly sparse or dense events, varied levels of stereotypy, and non-stationarity (drift) in conditions. This is further illustrated when we show the variation in performance even across classes of the same dataset (Figure 6). We selected datasets which varied across many of these characteristics, and we sought to evaluate which of them were key factors influencing the difficulty of the task. A quantitative analysis (multivariate regression) was unable to identify any factors that consistently affected the F-score results across these datasets. However, qualitative feedback from expert users indicated that non-stationarity exerted an effect: this was shown by a reduction in performance for time-regions distant from the annotated examples.

A separate issue picked up by our annotators was that the support set was not always a good representation of the class to be detected, either because it did not include examples of every call type or due to the low stereotypy characteristics of certain classes. A trivial response is that we may include more than 5 examples, or curate the examples so they span the desired range of calls. In such cases we would expect stronger performance, at the slight cost of reintroducing some manual intervention. Our design decision to use the *first* few examples in a dataset is reflective of initialising a system before deploying it in a new recording situation. With offline analysis, and more flexibility in selecting examples, higher performance can be achieved.

Since bioacoustic targets may include multiple call types or non-stereotyped sounds, it is worth noting one aspect of prototypical networks. The formation of a single fixed prototype, by taking an average in a coordinate space, implies that the examples are in some sense all of one kind. This assumption is also challenged by non-stationarity, which we might think of as a prototype gradually drifting rather than remaining fixed. Transductive inference helps to reduce these issues by allowing the feature space to be updated at query time, and this was used by various strongly-performing systems. There remains much opportunity for multiplicity and drift to be included into designs for the *concept formation* of FSED systems.

4.1.1. Duration of animal sound events

The annotated durations of animal sound events can range over multiple orders of magnitude, from milliseconds to minutes. They result from diverse phys-

ical processes, from the impulsive (dolphin clicks) to the continuous (mosquito flight). In retrospect it is clear that this needs to be handled carefully in the design of an SED system, because many computational methods have inbuilt assumptions or limitations in the durations they can process. When at first we formulated the task, we did not foresee that correct handling of event durations would be an important factor in evaluation performance, but this was indeed the case. The variable scale of event durations is not a limitation in itself—the difficulty comes when we try to solve all these different tasks with very different characteristics, together in one algorithm.

Many machine learning systems have pragmatic design constraints that limit the range of durations they can consider. Our template-matching method uses ranges directly inherited from the 5 annotated events, although there remain practical limits on very large templates, such as computer memory. In deep learning, long audio files are usually divided into shorter chunks (with fixed durations of e.g. 3 or 10 seconds), so that a whole batch can fit inside the limited memory of GPUs. To detect long events, detections that span these chunks are joined together in post-processing. This as well as other considerations meant that post-processing of outputs was an important aspect of all strongly-performing systems.

The (deep) feature extraction procedure itself can place limits on event durations. Firstly the resolution of spectrograms, with a typical granularity around 10 ms per ‘frame’, often predetermines the finest scale that can be resolved. Datasets QU and MGE contained very short sounds at around this scale; Du_NERCSLIP(23)’s framewise CNN excelled on these datasets. Secondly, CNNs (used by all submitted systems) have relatively small “receptive fields” and do not consider the whole spectrogram but local feature patterns. Many of the strongest systems adapted themselves at query-time to the expected event length inferred from the 5 examples, in particular Martinsson_RISE who trained a set of embedding functions, each designed for a different duration. Some notable systems augmented their core CNN with architectures that are able to integrate information over long durations and directly infer onset and offset locations, such as a CRNN event filter (Du_NERCSLIP), perceiver and/or region proposal network (Wolters et al., 2021). We envisage that future developments on these lines may be fruitful, perhaps using further techniques from object detection.

4.2. *A single method for bioacoustic SED?*

Our baseline prototypical network is itself novel since FSL has been applied to sound event classification, but almost never (prior to our work) to SED. Through a public data challenge we have seen many different variations on this method, leading to strong results. Is it possible to recommend a single method to take forward for bioacoustic SED; and if so, does it use prototype-based meta-learning?

We find that prototype-based meta-learning works well when taking care about certain aspects of the method (namely the choice of negative examples, and duration filtering / postprocessing of events). However, many of

the strongest performing systems avoided the prototypical net method entirely (Du_NERCSLIP(23), Wu_SHNU, Moummad_IMT), showing that the paradigm is not a necessary component. Bioacoustic FSED can be addressed by either meta-learning or fine-tuning approaches.

Query-time adaptation (transductive inference) was shown in multiple cases to lead to very strong performance, within both the prototypical and fine-tuning paradigms. This comes at a cost of added complexity and added query-time computation, since typically a new run of statistical optimisation must be performed for a new query task. Thus, from the present results we can recommend that a system should include query-time adaptation for the best possible detections, but that a system without query-time adaptation should be a widespread default. Such fixed embeddings can easily be used off-the-shelf, in the same way that other pretrained networks are now commonly downloaded and used. The DFSL method employed by Wu_SHNU is an alternative approach which combines an unchanging feature extraction with a query-time adaptive weighting. This combines stability with dynamic adaptation, and thus is worthy of further investigation.

4.3. A single embedding for bioacoustic SED?

Contrary to query-time adaptation, in machine learning there is current interest in learning good feature representations (good embeddings) from data. If an embedding can be re-used unmodified, this has an appeal of providing a general, reusable, and potentially low-complexity analysis tool, a component to be used in many systems. For audio data, some of the most widely-used deep embeddings are those derived from pretraining with the large-scale *AudioSet* dataset, originally designed for classifying many different (human-centric) acoustic categories (Gemmeke et al., 2017). More recent work evaluates this and many more ways to create an embedding (Turian et al., 2022).

Our evaluation shows that improved prototypical network methods create powerful embeddings, useful even with no test-time adaptation. It is impressive that a single vector space could be used to represent our diverse bioacoustic tasks. The present work on few-shot learning thus offers a different perspective on representation learning for sound in general, and animal sound in particular.

5. Conclusion

In this study, we have considered how best to automate the task of sound event detection in bioacoustics, and highlighted its potential as a *few-shot learning* problem. Unifying a set of loosely-related detection tasks makes possible the training of systems that do not need to be designed afresh, or trained afresh, for each new bioacoustic dataset. We have curated a rich and diverse set of data representative of many sub-tasks in this scenario, varying across many of the aspects a bioacoustician might consider (such as SNR or stereotypy).

We framed few shot bioacoustic event detection as a public challenge. Over the three editions of the challenge, the evaluation dataset has been extended

with more bioacoustic sources, pushing participating teams to create systems with impressive generalisation capabilities. Our analysis indicates the validity of the few-shot formulation of the task. Submitted systems followed mainly two paradigms: meta-learning and transfer learning. Both methodologies can lead to good performance as long as certain aspects of the task are addressed, such as highly variable duration of events, high time resolution, and the selection of negative examples. Query-time adaptation is required for the best detection results, though even fixed embeddings can provide strong performance in situations where the computational expense of additional training is to be avoided. While we believe our initiative to have been successful, there is yet more scope to create generalisable bioacoustic detectors.

Finally, it is possible to start envisioning the implementation of such systems for practical use. Our paradigm is not at all limited to just 5 arbitrary examples per sound event, and can be used in any situation where training datasets are not large. Manually curating a small but high-quality set of examples falls outside the present study, but can easily be expected to boost performance beyond the fully hands-off results reported here. Our formulation, and the diverse strongly-performing systems analysed in our public evaluation, thus move us towards a post-template matching era for bioacoustic sound event detection.

Author contributions

Conceptualization: DS, VL, ASP
Methodology: DS, ASP, LG
Software: VM, IN, SS, VL
Validation: VM, IN, SS, LG
Investigation: VM, IN, SS, BG
Data curation: ASP, LG, HP, HW, IK, FJ, JM, ME, EV, EVV, EG, IN, VL
Writing - Original Draft: DS, VL, VM, IN, SS, ASP, LG, HP, HW, IK, FJ, JM, EV, EVV
Writing - Review & Editing: DS, VL, ASP, HW, LG, IN
Visualization: EVV, IN, SS, BG
Supervision: DS
Project administration: DS

Acknowledgments

The authors would like to thank the participants of the successive editions of the Few-shot Bioacoustic Event Detection task at the DCASE Challenge, without who this work would not have been possible.

IN is supported by the Engineering and Physical Sciences Research Council (grant number EP/R513106/1). SS is a research student at the UKRI Centre for Doctoral Training in Artificial Intelligence and Music, supported jointly by UK Research and Innovation [grant number EP/S022694/1] and Queen Mary University of London. VL acknowledges funding from CNRS MITI award CAPTEO, and from WeAMEC award PETREL. ASP acknowledges funding from Human Frontier Science Program award RGP0051/2019. The work was also funded by the Deutsche Forschungsgemeinschaft (DFG, German Research Foundation) under Germany's Excellence Strategy—EXC 2117—422037984. ASP received additional support from the Gips-Schüle Stiftung and the Max Planck Institute of Animal Behavior.

The data for meerkats were collected at the Kalahari Meerkat Project in South Africa, currently supported by a European Research Council Advanced Grant (No. 742808 and No. 294494) to Tim H. Clutton-Brock, the MAVA Foundation, and the University of Zurich. We further thank the Trustees of the Kalahari Research Centre and the Directors of the Kalahari Meerkat Project.

Spotted hyena data were collected in collaboration with the MSU-Mara Hyena Project, and data collection was additionally supported by a grant from the Carlsberg Foundation to FHJ.

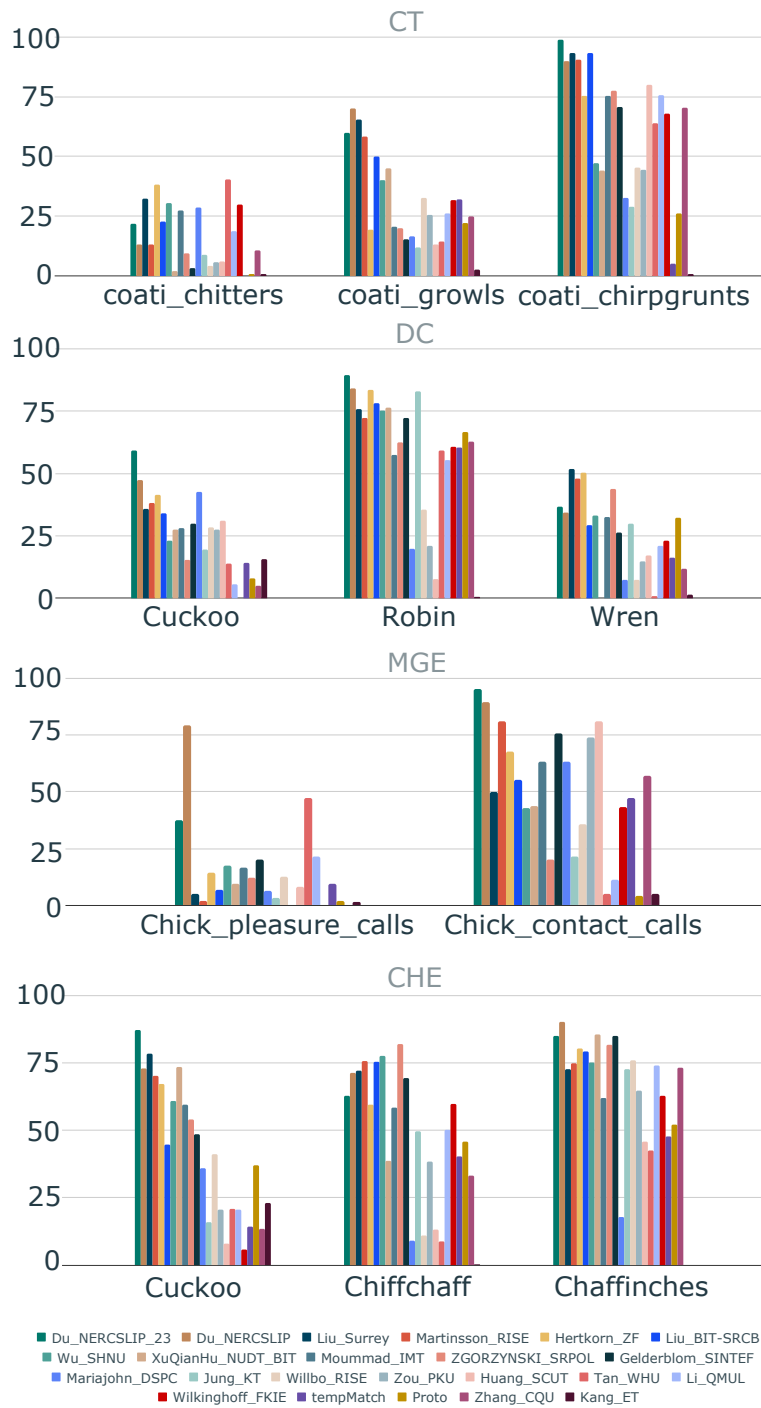


Figure 6: Fscore (%) results by class in the evaluation set. Note that QU and MS datasets only contain a single class and thus are not represented here. The systems are ordered by overall highest scoring rank on the evaluation set.

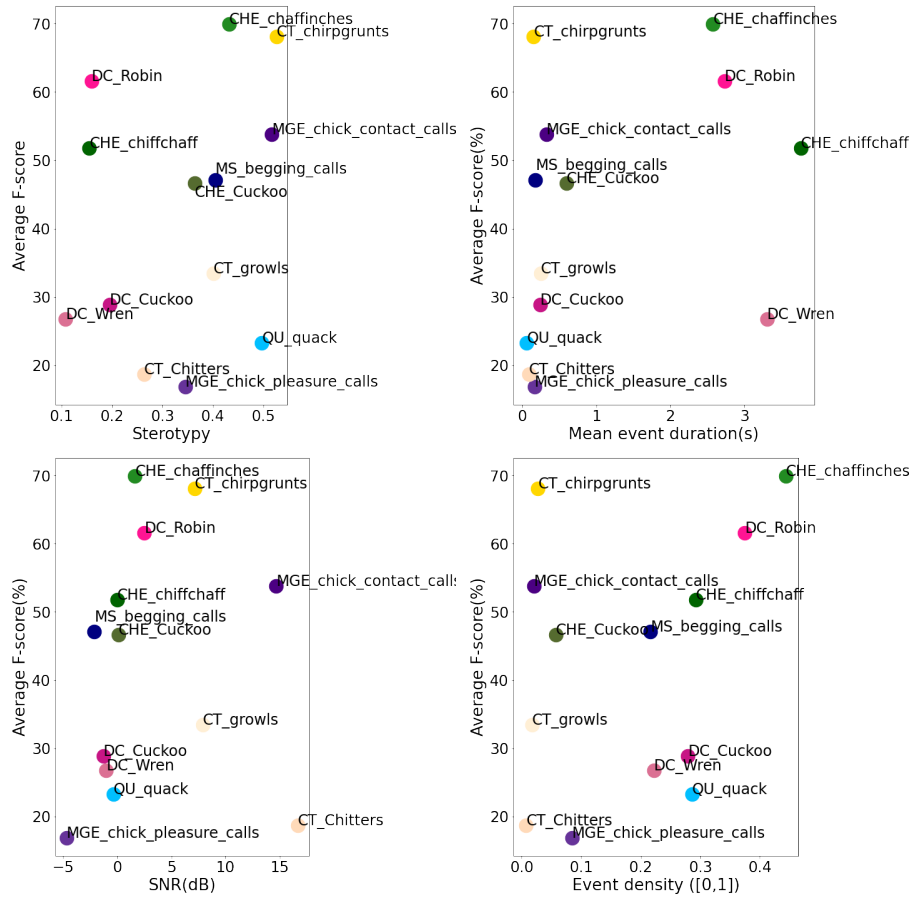


Figure 7: Scatter plots illustrating the relationship between several data characteristics and the F-score for each class of the evaluation set. Note the vertical axis represents the averaged F-score, which is calculated from all the systems scoring above the baseline. The horizontal axis displays four factors, namely similarity to 5 shots, stereotypy, event length, event density and signal-to-noise ratio (SNR).

References

- Mark Anderson and Naomi Harte. Bioacoustic event detection with prototypical networks and data augmentation. Technical report, DCASE2021 Challenge, June 2021.
- Sara Beery, Grant Van Horn, and Pietro Perona. Recognition in terra incognita. In *Proceedings of the European conference on computer vision (ECCV)*, pages 456–473, 2018.
- Radoslaw Bielecki. Few-shot bioacoustic event detection with prototypical networks , knowledge distillation and attention transfer loss. Technical report, DCASE2021 Challenge, June 2021.
- C. H. Brown and T. Riede, editors. *Comparative Bioacoustics: An Overview*. Bentham Science Publishers, Oak Park, IL, USA, 2017. ISBN 978-1-68108-317-9.
- Paul E Caiger, Micah J Dean, Annamaria I DeAngelis, Leila T Hatch, Aaron N Rice, Jenni A Stanley, Chris Tholke, Douglas R Zemeckis, and Sofie M Van Parijs. A decade of monitoring Atlantic cod *Gadus morhua* spawning aggregations in Massachusetts Bay using passive acoustics. *Marine Ecology Progress Series*, 635:89–103, 2020. doi: 10.3354/meps13219.
- Yinbo Chen, Xiaolong Wang, Zhuang Liu, Huijuan Xu, Trevor Darrell, et al. A new meta-baseline for few-shot learning. *arXiv preprint arXiv:2003.04390*, 2(3):5, 2020.
- Hao Cheng, Chenguang Hu, and Miao Liu. Prototypical network for bioacoustic event detection via i-vectors. Technical report, DCASE2021 Challenge, June 2021.
- DCASE. DCASE challenge 2022 Few-shot bioacoustic event detection task - results page, 2022. URL <https://dcase.community/challenge2022/task-few-shot-bioacoustic-event-detection-results>. Accessed: 2022-09-27.
- DCASE. DCASE challenge 2023 Few-shot bioacoustic event detection task - results page, 2023. URL <https://dcase.community/challenge2023/task-few-shot-bioacoustic-event-detection-results>. Accessed: 2023-07-20.
- Nanqing Dong and Eric P Xing. Domain adaption in one-shot learning. In *Machine Learning and Knowledge Discovery in Databases: European Conference, ECML PKDD 2018, Dublin, Ireland, September 10–14, 2018, Proceedings, Part I 18*, pages 573–588. Springer, 2019.
- Fabio Frazao, Bruno Padovese, and Oliver S. Kirsebom. Workshop report: Detection and classification in marine bioacoustics with deep learning, 2020.

- Todor Ganchev. *Computational Bioacoustics: Biodiversity Monitoring and Assessment*. Walter de Gruyter GmbH & Co KG, 2017.
- Femke Gelderblom, Benjamin Cretois, Pal Johnsen, Filippo Remonato, and Tor Arne Reinen. Few-shot bioacoustic event detection using beats. Technical report, DCASE2023 Challenge, June 2023.
- Jort F Gemmeke, Daniel PW Ellis, Dylan Freedman, Aren Jansen, Wade Lawrence, R Channing Moore, Manoj Plakal, and Marvin Ritter. Audio set: An ontology and human-labeled dataset for audio events. In *2017 IEEE international conference on acoustics, speech and signal processing (ICASSP)*, pages 776–780. IEEE, 2017.
- Douglas Gillespie, David K. Mellinger, Jonathan Gordon, David McLaren, Paul Redmond, Ronald McHugh, Philip Trinder, Xiao-Yan Deng, and Aaron Thode. PAMGUARD: Semiautomated, open source software for real-time acoustic detection and localization of cetaceans. *jasa*, 125(4):2547–2547, apr 2009. doi: 10.1121/1.4808713. URL <http://dx.doi.org/10.1121/1.4808713>.
- Simon Gillings and Chris Scott. Nocturnal flight calling behaviour of thrushes in relation to artificial light at night. *Ibis*, 2021. doi: 10.1111/ibi.12955.
- Joan Gómez-Gómez, Ester Vidaña-Vila, and Xavier Sevillano. Western mediterranean wetland birds dataset: A new annotated dataset for acoustic bird species classification. *Ecological Informatics*, 75:102014, 2023. ISSN 1574-9541. doi: <https://doi.org/10.1016/j.ecoinf.2023.102014>.
- Masato Hagiwara, Benjamin Hoffman, Jen-Yu Liu, Maddie Cusimano, Felix Effenberger, and Katie Zacarian. BEANS: The Benchmark of Animal Sounds. *arXiv e-prints*, art. arXiv:2210.12300, October 2022.
- Michael Hertkorn. Few-shot bioacoustic event detection : Don’t waste information. Technical report, June 2022. URL https://dcase.community/documents/challenge2022/technical_reports/DCASE2022_Hertkorn_28_5.pdf.
- Andrew P Hill, Peter Prince, Evelyn Piña Covarrubias, C Patrick Doncaster, Jake L Snaddon, and Alex Rogers. Audiomoth: Evaluation of a smart open acoustic device for monitoring biodiversity and the environment. *Methods in Ecology and Evolution*, 9(5):1199–1211, 2018.
- Geoffrey Hinton, Li Deng, Dong Yu, George E Dahl, Abdel-rahman Mohamed, Navdeep Jaitly, Andrew Senior, Vincent Vanhoucke, Patrick Nguyen, Tara N Sainath, et al. Deep neural networks for acoustic modeling in speech recognition: The shared views of four research groups. *IEEE Signal Processing Magazine*, 29(6):82–97, 2012.
- Ruibing Hou, Hong Chang, Bingpeng Ma, Shiguang Shan, and Xilin Chen. Cross attention network for few-shot classification. *Advances in Neural Information Processing Systems*, 32, 2019.

- Qisheng Huang, Yanxiong Li, Wenchang Cao, and Hao Chen. Few-shot bio-acoustic event detection based on transductive learning and adapted central difference convolution. Technical report, June 2022. URL https://dcase.community/documents/challenge2022/technical_reports/DCASE2022_Huang_59_5.pdf.
- Jens Johannsmeier and Sebastian Stober. Few-shot bioacoustic event detection via segmentation using prototypical networks. Technical report, DCASE2021 Challenge, June 2021.
- Mark P Johnson and Peter L Tyack. A digital acoustic recording tag for measuring the response of wild marine mammals to sound. *IEEE journal of oceanic engineering*, 28(1):3–12, 2003a.
- M.P. Johnson and P.L. Tyack. A digital acoustic recording tag for measuring the response of wild marine mammals to sound. *IEEE Journal of Oceanic Engineering*, 28(1):3–12, 2003b. doi: 10.1109/JOE.2002.808212.
- Alexis Joly, Hervé Goëau, Hervé Glotin, Concetto Spampinato, Pierre Bonnet, Willem-Pier Vellinga, Jean-Christophe Lombardo, Robert Planqué, Simone Palazzo, and Henning Müller. Biodiversity information retrieval through large scale content-based identification: A long-term evaluation. In *Information Retrieval Evaluation in a Changing World: Lessons learned from 20 years of CLEF*, pages 389–413. Springer, 2019. doi: 10.1007/978-3-030-22948-1_16.
- Stefan Kahl, Mary Clapp, W Hopping, Hervé Goëau, Hervé Glotin, Robert Planqué, Willem-Pier Vellinga, and Alexis Joly. Overview of BirdCLEF 2020: Bird sound recognition in complex acoustic environments. In *CLEF 2020*, 2020.
- Stefan Kahl, Connor M Wood, Maximilian Eibl, and Holger Klinck. Birdnet: A deep learning solution for avian diversity monitoring. *Ecological Informatics*, 61:101236, 2021.
- Taein Kang. Few-shot bioacoustic event detection using good embedding model. Technical report, June 2022. URL https://dcase.community/documents/challenge2022/technical_reports/DCASE2022_Kang_10_5.pdf.
- Ivan Kiskin, Davide Zilli, Yunpeng Li, Marianne Sinka, Kathy Willis, and Stephen Roberts. Bioacoustic detection with wavelet-conditioned convolutional neural networks. *Neural Computing and Applications*, 32(4):915–927, 2020.
- Ivan Kiskin, Marianne Sinka, Adam D Cobb, Waqas Rafique, Lawrence Wang, Davide Zilli, Benjamin Gutteridge, Rinita Dam, Theodoros Marinos, Yunpeng Li, et al. Humbugdb: a large-scale acoustic mosquito dataset. *arXiv preprint arXiv:2110.07607*, 2021.

- Patrik Lauha, Panu Somervuo, Petteri Lehtikainen, Lisa Geres, Tobias Richter, Sebastian Seibold, and Otso Ovaskainen. Domain-specific neural networks improve automated bird sound recognition already with small amount of local data. *Methods in Ecology and Evolution*, 2022. doi: 10.1111/2041-210X.14003.
- Camille Leblond, Camille Grémillet, Sandrine Meylan, Sandrine Meylan, and Martin J Whiting. Group size and social complexity affect individual recognition in a social lizard. *Behavioral Ecology and Sociobiology*, 75(3):1–11, 2021.
- Yuna Lee, HaeChun Chung, and JaeHoon Jung. Few-shot bioacoustic detection boosting with fine tuning strategy using negative based prototypical learning. Technical report, DCASE2023 Challenge, June 2023.
- Kenna D. S. Lehmann. *Communication and Cooperation In Silico and Nature*. PhD thesis, Michigan State University, 2020.
- Ren Li, Jinhua Liang, and Huy Phan. Few-shot bioacoustic event detection using prototypical networks with resnet classifier technical report. Technical report, June 2022. URL https://dcase.community/documents/challenge2022/technical_reports/DCASE2022_Li_90_5.pdf.
- Yunpeng Li, Ivan Kiskin, Marianne Sinka, Davide Zilli, Henry Chan, Eva Herreros-Moya, Theeraphap Chareonviriyaphap, Rungarun Tisgratog, Kathy Willis, and Stephen Roberts. Fast mosquito acoustic detection with field cup recordings: an initial investigation. In *DCASE*, pages 153–157, 2018.
- Pavel Linhart, Mathieu Mahamoud-Issa, Dan Stowell, and Daniel T. Blumstein. The potential for acoustic individual identification in mammals. *Mammalian Biology*, mar 2022. doi: 10.1007/s42991-021-00222-2. URL <https://doi.org/10.1007/s42991-021-00222-2>.
- Haohe Liu, Xubo Liu, Xinhao Mei, Qiuqiang Kong, Wenwu Wang, and Mark D Plumbley. Surrey system for dcase 2022 task 5 : Few-shot bioacoustic event detection with segment-level metric learning. Technical report, June 2022a. URL https://dcase.community/documents/challenge2022/technical_reports/DCASE2022_Haohe_85_5.pdf.
- Junyan Liu, Zikai Zhou, Mengkai Sun, Kele Xu, Kun Qian, and Bian Hu. Se-protonet: Prototypical network with squeeze-and-excitation blocks for bioacoustic event detection. Technical report, DCASE2023 Challenge, June 2023.
- Miao Liu, Jianqian Zhang, Lizhong Wang, Jiawei Peng, Chenguang Hu, Kaige Li, Jing Wang, and Qiuyue Ma. Bit srcb team ’ s submission for dcase2022 task5 - few-shot bioacoustic event detection. Technical report, June 2022b. URL https://dcase.community/documents/challenge2022/technical_reports/DCASE2022_Liu_43_5.pdf.

- Yanbin Liu, Juho Lee, Minseop Park, Saehoon Kim, Eunho Yang, Sung Ju Hwang, and Yi Yang. Learning to propagate labels: Transductive propagation network for few-shot learning. *arXiv preprint arXiv:1805.10002*, 2018.
- David M. Logue and Daniel Brian Krupp. Duetting as a collective behavior. *Frontiers in Ecology and Evolution*, 4, feb 2016. doi: 10.3389/fevo.2016.00007. URL <https://doi.org/10.3389/fevo.2016.00007>.
- Vincent Lostanlen, Justin Salamon, Andrew Farnsworth, Steve Kelling, and Juan Pablo Bello. Birdvox-full-night: A dataset and benchmark for avian flight call detection. In *Proceedings of the IEEE International Conference on Acoustics, Speech and Signal Processing (ICASSP)*, pages 266–270. IEEE, 2018.
- Vincent Lostanlen, Justin Salamon, Mark Cartwright, Brian McFee, Andrew Farnsworth, Steve Kelling, and Juan Pablo Bello. Per-channel energy normalization: Why and how. *IEEE Signal Processing Letters*, 26(1):39–43, 2019. doi: 10.1109/LSP.2018.2878620.
- Marta B. Manser, David A.W.A.M. Jansen, Beke Graw, Linda I. Hollén, Christophe A.H. Bousquet, Roman D. Furrer, and Aliza le Roux. Chapter six - vocal complexity in meerkats and other mongoose species. volume 46 of *Advances in the Study of Behavior*, pages 281–310. Academic Press, 2014. doi: <https://doi.org/10.1016/B978-0-12-800286-5.00006-7>. URL <https://www.sciencedirect.com/science/article/pii/B9780128002865000067>.
- Martha B. Manser. *The evolution of auditory communication in suricates, Suricata suricatta*. PhD thesis, University of Cambridge, 1998.
- Aquila Mariajohn. Bioacoustic few shot learning with class augmentation technical report. Technical report, June 2022. URL https://dcase.community/documents/challenge2022/technical_reports/DCASE2022_Mariajohn_104_5.pdf.
- P. R. Marler and H. Slabbekoorn. *Nature’s Music: the Science of Birdsong*. Academic Press, Massachusetts, USA, 2004.
- John Martinsson, Martin Willbo, Aleksis Pirinen, Olof Mogren, and Maria Sandsten. Few-shot bioacoustic event detection using a prototypical network ensemble with adaptive embedding functions. Technical report, June 2022. URL https://dcase.community/documents/challenge2022/technical_reports/DCASE2022_Martinsson_78_5.pdf.
- G Marx, J Leppelt, and F Ellendorff. Vocalisation in chicks (*gallus gallus dom.*) during stepwise social isolation. *Applied Animal Behaviour Science*, 75(1): 61–74, 2001.
- Annamaria Mesaros, Toni Heittola, and Tuomas Virtanen. Metrics for polyphonic sound event detection. *Applied Sciences*, 6(6):162, 2016. doi: 10.3390/app6060162.

- Annamaria Mesaros, Aleksandr Diment, Benjamin Elizalde, Toni Heittola, Emmanuel Vincent, Bhiksha Raj, and Tuomas Virtanen. Sound event detection in the dcase 2017 challenge. *IEEE/ACM Transactions on Audio, Speech, and Language Processing*, 27(6):992–1006, 2019.
- Veronica Morfi, Inês Nolasco, Vincent Lostanlen, Shubhr Singh, Ariana Strandburg-Peshkin, Lisa F Gill, Hanna Pamula, David Benvent, and Dan Stowell. Few-shot bioacoustic event detection: A new task at the dcase 2021 challenge. In *DCASE*, pages 145–149, 2021.
- Ilyass Moummad, Romain Serizel, and Nicolas Farrugia. Supervised contrastive learning for pre-training bioacoustic few shot systems. Technical report, DCASE2023 Challenge, June 2023.
- Javier Naranjo-Alcazar, Sergi Perez-Castanos, Pedro Zuccarello, Ana M Torres, Jose J Lopez, Francesc J Ferri, and Maximo Cobos. An open-set recognition and few-shot learning dataset for audio event classification in domestic environments. *Pattern Recognition Letters*, 2022. doi: 10.1016/j.patrec.2022.10.019.
- Hanna Pamula. Nocturnal flight calls dataset: long-term acoustic monitoring of birds migrating at night, May 2022.
- Hanna Pamula. *Nowe metody akustycznej identyfikacji ptaków migrujących noca / Novel methods for acoustic identification of birds migrating at night*. PhD thesis, University of Science and Technology, Kraków, Poland, 2022.
- Archit Parnami and Minwoo Lee. Learning from few examples: A summary of approaches to few-shot learning. *arXiv preprint arXiv:2203.04291*, 2022.
- Jordi Pons, Joan Serrà, and Xavier Serra. Training neural audio classifiers with few data. In *Proc ICASSP 2019*, 2019. URL <https://arxiv.org/abs/1810.10274>.
- Sachin Ravi and Hugo Larochelle. Optimization as a model for few-shot learning. In *Proc ICLR 2017*, 2017.
- Klaus Riede. Acoustic profiling of Orthoptera: present state and future needs. *Journal of Orthoptera Research*, 27(2):203–215, 2018. doi: 10.3897/jor.27.23700.
- Pau Rodríguez, Issam Laradji, Alexandre Drouin, and Alexandre Lacoste. Embedding propagation: Smoother manifold for few-shot classification. In *European Conference on Computer Vision*, pages 121–138. Springer, 2020.
- Paul Roe, Philip Eichinski, Richard A Fuller, Paul G McDonald, Lin Schwarzkopf, Michael Towsey, Anthony Truskinger, David Tucker, and David M Watson. The Australian acoustic observatory. *Methods in Ecology and Evolution*, 12(10):1802–1808, 2021.

- Tom Schaul and Jürgen Schmidhuber. Metalearning. *Scholarpedia*, 5:4650, 2010.
- Sarab S Sethi, Robert M Ewers, Nick S Jones, Aaron Signorelli, Lorenzo Picinali, and Christopher David L Orme. SAFE Acoustics: An open-source, real-time eco-acoustic monitoring network in the tropical rainforests of Borneo. *Methods in Ecology and Evolution*, 11(10):1182–1185, 2020.
- Bowen Shi, Ming Sun, Krishna C Puvvada, Chieh-Chi Kao, Spyros Matsoukas, and Chao Wang. Few-shot acoustic event detection via meta learning. In *ICASSP 2020-2020 IEEE International Conference on Acoustics, Speech and Signal Processing (ICASSP)*, pages 76–80. IEEE, 2020. doi: 10.1109/ICASSP40776.2020.9053336.
- Peter Simard, Natalija Lace, Shannon Gowans, Ester Quintana-Rizzo, Stan A Kuczaj, Randall S Wells, and David A Mann. Low frequency narrow-band calls in bottlenose dolphins (*tursiops truncatus*): Signal properties, function, and conservation implications. *The Journal of the Acoustical Society of America*, 130(5):3068–3076, 2011.
- Jake Snell, Kevin Swersky, and Richard Zemel. Prototypical networks for few-shot learning. In *Advances in Neural Information Processing Systems*, volume 30, 2017.
- D. Stowell, L. F. Gill, and D. Clayton. Detailed temporal structure of communication networks in groups of songbirds. *Journal of the Royal Society Interface*, 13(119), 2016. doi: 10.1098/rsif.2016.0296.
- Dan Stowell. Computational bioacoustic scene analysis. In *Computational analysis of sound scenes and events*, pages 303–333. Springer, 2018.
- Dan Stowell, Emmanouil Benetos, and Lisa F Gill. On-bird sound recordings: automatic acoustic recognition of activities and contexts. *IEEE/ACM Transactions on Audio, Speech, and Language Processing*, 25(6):1193–1206, 2017.
- Dan Stowell, Michael D Wood, Hanna Pamuła, Yannis Stylianou, and Hervé Glotin. Automatic acoustic detection of birds through deep learning: the first bird audio detection challenge. *Methods in Ecology and Evolution*, 10(3): 368–380, April 2019. doi: 10.1111/2041-210X.13103.
- Yizhou Tan, Lifan Xu, Chenyang Zhu, Shengchen Li, Haojun Ai, and Xi Shao. A new transductive framework for few-shot bioacoustic event detection task. Technical report, June 2022. URL https://dcase.community/documents/challenge2022/technical_reports/DCASE2022_Tan_39_5.pdf.
- Jigang Tang, Xueyang Zhang, Tian Gao, Di Yuan Liu, Jia Pan Xin Fang and, Qing Wang, Jun Du, Kele Xu, and Qinghua Pan. Few-shot embedding learning and event filtering for bioacoustic event detection. Technical report, June 2022. URL https://dcase.community/documents/challenge2022/technical_reports/DCASE2022_Du_122_5.pdf.

- Tiantian Tang, Yunhao Liang, and Yanhua Long. Two improved architectures based on prototype network for few-shot bioacoustic event detection. Technical report, DCASE2021 Challenge, June 2021.
- M. Towsey, B. Planitz, A. Nantes, J. Wimmer, and P. Roe. A toolbox for animal call recognition. *Bioacoustics*, 21(2):107–125, 2012. doi: 10.1080/09524622.2011.648753.
- Hung-Yu Tseng, Hsin-Ying Lee, Jia-Bin Huang, and Ming-Hsuan Yang. Cross-domain few-shot classification via learned feature-wise transformation. *arXiv preprint arXiv:2001.08735*, 2020.
- Joseph Turian, Jordie Shier, Humair Raj Khan, Bhiksha Raj, Björn W. Schuller, Christian J. Steinmetz, Colin Malloy, George Tzanetakis, Gissel Velarde, Kirk McNally, Max Henry, Nicolas Pinto, Camille Noufi, Christian Clough, Dorien Herremans, Eduardo Fonseca, Jesse Engel, Justin Salamon, Philippe Esling, Pranay Manocha, Shinji Watanabe, Zeyu Jin, and Yonatan Bisk. HEAR 2021: Holistic Evaluation of Audio Representations. In Douwe Kiela, Marco Ciccone, and Barbara Caputo, editors, *Proceedings of the NeurIPS 2021 Competitions and Demonstrations Track*, volume 176 of *Proceedings of Machine Learning Research*, pages 125–145. PMLR, March 2022. URL <https://proceedings.mlr.press/v176/turian22a.html>.
- Grant Van Horn, Elijah Cole, Sara Beery, Kimberly Wilber, Serge Belongie, and Oisín Mac Aodha. Benchmarking representation learning for natural world image collections. In *Proceedings of the IEEE/CVF conference on computer vision and pattern recognition*, pages 12884–12893, 2021.
- Willem-Pier Vellinga and Robert Planqué. The xeno-canto collection and its relation to sound recognition and classification. In *CLEF (Working Notes)*, 2015.
- Elisabetta Versace, Michelle J Spierings, Matteo Caffini, Carel ten Cate, and Giorgio Vallortigara. Spontaneous generalization of abstract multimodal patterns in young domestic chicks. *Animal Cognition*, 20(3):521–529, 2017.
- Oriol Vinyals, Charles Blundell, Timothy Lillicrap, Daan Wierstra, et al. Matching networks for one shot learning. *Advances in neural information processing systems*, 29, 2016.
- Duo Wang, Yu Cheng, Mo Yu, Xiaoxiao Guo, and Tao Zhang. A hybrid approach with optimization and metric-based meta-learner for few-shot learning. *arXiv preprint arXiv:1904.03014*, 2019a.
- Yan Wang, Wei-Lun Chao, Kilian Q Weinberger, and Laurens van der Maaten. Simpleshot: Revisiting nearest-neighbor classification for few-shot learning. *arXiv preprint arXiv:1911.04623*, 2019b.

- Yaqing Wang, Quanming Yao, James T Kwok, and Lionel M Ni. Generalizing from a few examples: A survey on few-shot learning. *ACM computing surveys (csur)*, 53(3):1–34, 2020a. doi: 10.1145/3386252.
- Yu Wang, Justin Salamon, Mark Cartwright, Nicholas J. Bryan, and Juan Pablo Bello. Few-shot drum transcription in polyphonic music. *CoRR*, abs/2008.02791, 2020b. URL <https://arxiv.org/abs/2008.02791>.
- Yu Wang, Nicholas J Bryan, Mark Cartwright, Juan Pablo Bello, and Justin Salamon. Few-shot continual learning for audio classification. In *ICASSP 2021-2021 IEEE International Conference on Acoustics, Speech and Signal Processing (ICASSP)*, pages 321–325. IEEE, 2021.
- Kevin Wilkinghoff and Alessia Cornaggia-Urrigshardt. Few-shot bioacoustic event detection. Technical report, DCASE2023 Challenge, June 2023.
- Martin Willbo, John Martinsson, Aleksis Pirinen, and Olof Mogren. Wide resnet models for few-shot sound event detection. Technical report, June 2022. URL https://dcase.community/documents/challenge2022/technical_reports/DCASE2022_Willbo_53_5.pdf.
- Piper Wolters, Chris Daw, Brian Hutchinson, and Lauren Phillips. Proposal-based few-shot sound event detection for speech and environmental sounds with perceivers. *arXiv preprint arXiv:2107.13616*, 2021.
- Xiaoxiao Wu and Yanhua Long. Few-shot continual learning for bioacoustic event detection. Technical report, June 2022. URL https://dcase.community/documents/challenge2022/technical_reports/DCASE2022_Wu_4_5.pdf.
- Genwei Yan, Ruoyu Wang, Liang Zou, Jun Du, Qing Wang, Tian Gao, and Xin Fang. Multi-task frame level system for few-shot bioacoustic event detection. Technical report, DCASE2023 Challenge, June 2023.
- Dongchao Yang, Helin Wang, Zhongjie Ye, and Yuexian Zou. Few-shot bioacoustic event detection = a good transductive inference is all you need. Technical report, DCASE2021 Challenge, June 2021.
- Dongchao Yang, Yuexian Zou, Fan Cui, and Yujun Wang. Improved prototypical network with data augmentation. Technical report, June 2022. URL https://dcase.community/documents/challenge2022/technical_reports/DCASE2022_Zou_36_5.pdf.
- Liwen You, Erika Pelaez Coyotl, Suren Gunturu, and Maarten Van Segbroeck. Transformer-based bioacoustic sound event detection on few-shot learning tasks. In *ICASSP 2023-2023 IEEE International Conference on Acoustics, Speech and Signal Processing (ICASSP)*, pages 1–5. IEEE, 2023.

Bartłomiej Zgorzynski and Mateusz Matuszewski. Siamese network for few-shot bioacoustic event detection. Technical report, June 2022. URL https://dcase.community/documents/challenge2022/technical_reports/DCASE2022_Zgorzynski_55_5.pdf.

Tianyang Zhang, Yuyang Wang, and Ying Wang. A meta-learning framework for few-shot sound event detection. Technical report, June 2022. URL https://dcase.community/documents/challenge2022/technical_reports/DCASE2022_Zhang_6_5.pdf.

Yue Zhang, Jun Wang, Dawei Zhang, and Feng Deng. Few-shot bioacoustic event detection using prototypical network with background classes. Technical report, DCASE2021 Challenge, June 2021.

Appendix A. Supplementary info

Appendix A.1. Visual Representation dataset

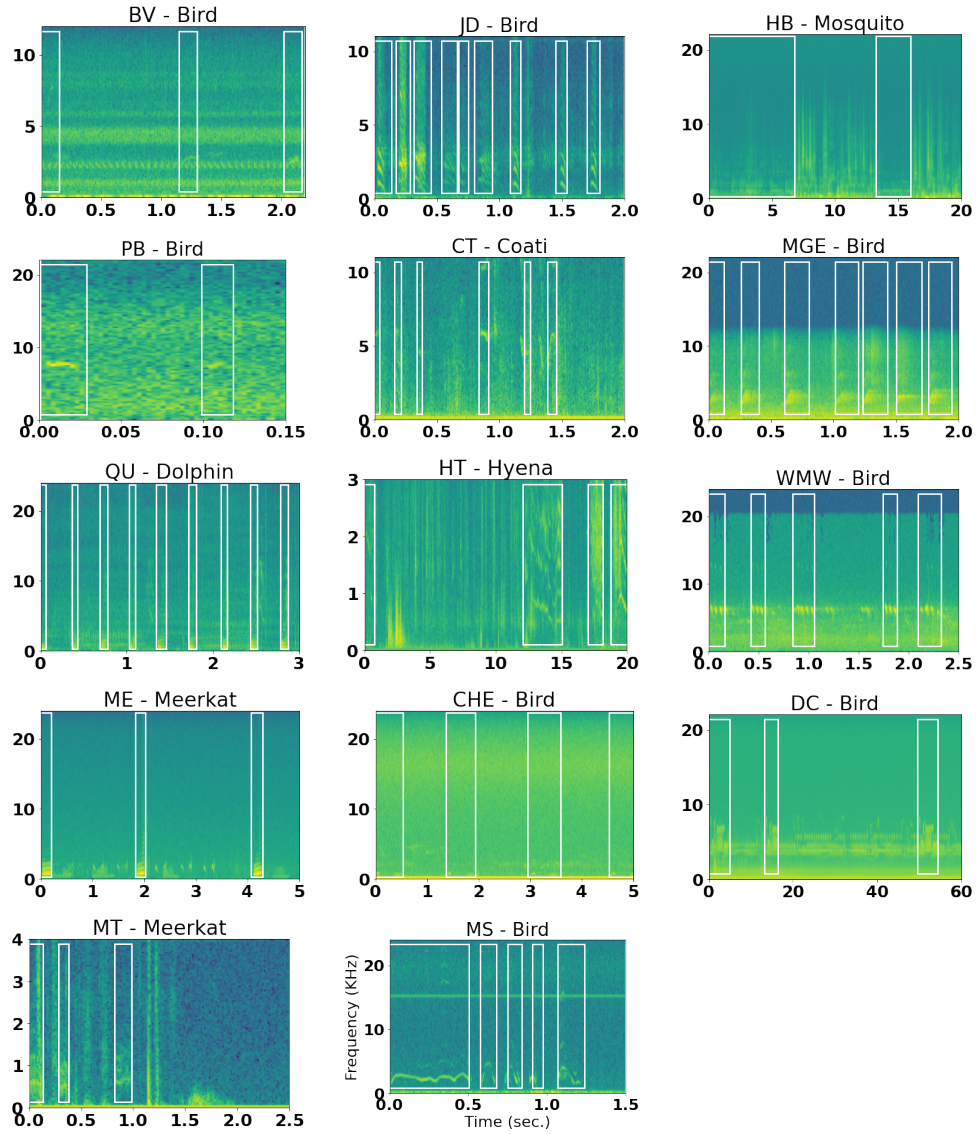


Figure A.8: Sample spectrograms for each dataset. POS (positive, i.e. target) vocalizations are indicated with a white rectangle.

Appendix A.2. Measuring similarity between events

A metric to evaluate similarity between sound events is needed in order to analyse two aspects of the datasets: 1) How well do the initial 5 POS events represent the remaining POS events and 2) How stereotyped are the vocalisations in each dataset.⁶

Here, similarity between two events is defined by the maximum value of their cross correlation. i.e :

$$sim(t, e) = max_k[xcorr(stft_t, stft_e(k : k + L))]$$

where $stft_t$ is the short term fourier transform of the template event (STFT), and $stft_e(k : k + L)$ is a slice of the STFT of a POS event e ; k being the starting time index and L being the duration of the template event t in STFT frames.

Both procedures to compute 1) and 2) are similar and based on averaging the similarity of randomly selected events. The first step consists in selecting the "template" events: in 1) these are the initial 5 POS events while in 2) these are a random selection of 10 POS events across the whole audio recording. Each of the template events is then cross-correlated with 30 randomly selected POS events. The average of the maximum cross correlation across the 30 operations results in a single value representing the average similarity between each template event and the remaining POS events in the audio file. The final step is to average again this similarity value across all templates. Formally, these operation can be written as:

$$\frac{1}{T} \sum_t \frac{1}{E} \sum_e sim(t, e),$$

where T is the number of template events (either 5 or 10) and E is the number of POS events randomly selected (30 in this implementation) This proposed metric to measure similarity presents some limitations, namely events that differ from the templates on the time domain will be overly penalized, while a human annotator might still consider them to belong to the same class. A common example is when events present a similar pattern except that they differ in duration or because they are time-stretched.

Finally, when comparing stereotypy values across different classes, it is important to note the different granularity that these labels represent. As it is expected classes representing a specific call type or even calls from a single individual should have higher stereotypy values than broader classes. The results of these comparisons across different datasets are thus limited to the purpose of assessing the characteristics of the different datasets.

⁶https://github.com/inesnolas/acoustic_stereotypy

Appendix A.3. Expert analysis of predictions

Expert analysis of the predictions produced by the overall top 3 ranking systems. For this analysis we asked the experts who annotated the data for CT, MS and QU datasets to answer the following questions and provide general feedback on how well the systems did in their specific datasets.

1. Usability of the predictions as a tool. Are the predictions good enough to use without any manual editing? If not: what would be the relative time cost of editing the predictions, versus starting again with manual annotation? Could these outputs, as they are, facilitate your work?
2. Error analysis. In what ways does it go wrong? (e.g. too many false positives; onset/offset times inaccurate; sound events become split apart or merged together.) By inspecting the data, what seems to cause errors? (e.g. moments of high background noise; calls from other animals; non-stereotyped calls missed; conditions changing.) And are there any obvious ways that you think would correct these errors? (selection of 5 different shots?, segmenting the audio files in shorter sections?)

MS dataset (Manx Shearwaters)

Feedback by JM: (answers to the questions above for each of the systems independently)

- Du_NERC SLIP
 1. Good. The predictions successfully classify the target class of chick begging vocalisations. Additionally, they rarely misclassify adult grunting vocalisations or other background sounds as chick begging vocalisations. Editing the predictions would be quicker than starting again with manual annotation. These predictions could facilitate our work.
 2. The errors, in most cases, are missing out instances of chick begging vocalisations. In particular, fast bouts of begging are in some cases missed entirely, or only a small subset of chick begs are classified. The five shots from the beginning of the file do not come from fast begging bouts, and so are not representative of the range of possible chick begging vocalisations. Additionally, the onset and end of predictions are typically imprecise, with the onset often slightly early; in fast bouts the onset and end of begs is particularly imprecise. The error profile is relatively similar to Liu_Surrey.
- Liu_Surrey
 1. Good. The predictions successfully classify the target class of chick begging vocalisations. Additionally, they only occasionally misclassify adult grunting vocalisations or other background sounds as chick begging vocalisations. Editing the predictions would be quicker than starting again with manual annotation. These predictions could facilitate our work.

2. The errors, in most cases, are missing out instances of chick begging vocalisations. In particular, fast bouts of begging are in some cases missed entirely. The five shots from the beginning of the file do not come from fast begging bouts, and so are not representative of the range of possible chick begging vocalisations. Additionally, the onset and end of predictions are typically imprecise, with the onset often slightly early; in fast bouts the onset and end of begs is particularly imprecise. Adult vocalisations and background noise are occasionally misclassified as chick begging vocalisations. The error profile is relatively similar to Du_NERCSLIP.

- Martisson_RISE

1. Excellent. The predictions successfully classify the target class of chick begging vocalisations. Sometimes they misclassify adult grunting vocalisations or other background sounds as chick begging vocalisations. The onset and end of chick begging vocalisations are identified precisely in many cases. Editing the predictions rather than starting again would be much quicker. These predictions certainly could facilitate our work.
2. The errors, in many cases, are missing out instances of chick begging vocalisations. In particular, fast bouts of begging are in some cases missed entirely. The five shots from the beginning of the file do not come from fast begging bouts, and so are not representative of the range of possible chick begging vocalisations. Additionally, adult vocalisations and background noise are sometimes misclassified as chick begging vocalisations. The error profile of Martisson_RISE differs from the error profiles of Du_NERCSLIP and Liu_Surrey.

CT dataset (Coati)

Feedback by EG:

General answers to question 1) and 2) above:

1. The usability of the predictions is dependent on the call type under detection. The chitter predictions from H1 were best performing because they found at least one chitter in most of the chitter bouts, so manual labelling for the other chitters in these bouts would be necessary. A 1-hour wave file with many chitters can take 8 hours of manual labelling – so having a tool to pinpoint the areas to focus labelling effort would save time, it would likely save 2-4 hours of manual labelling time which would facilitate our work. D1 and M1 missed most chitters so I would not use these for labelling. In general, I prefer over-predicting calls to under-predicting, as deleting incorrect labels is faster than listening to whole wave files. The growls were best predicted by H2, as they found 20 more growls which were faint to the human labeller and therefore missed. These labels would still need editing as the call durations were longer than the actual call,

but I was impressed at its detection capabilities. D2 was the second best at detecting calls and M2 was the worst (missing 22 growls).

For chirpgrunt detection, D3, H3, and M3 were similar in performance but the call durations varied between them. The chirpgrunt durations were best predicted by D3, however 6 calls were missed (likely because of increased background noise and the chirp component was fainter). H3 missed the least chirpgrunts but the duration of the calls was longer – which would take manual correction. H3 also mislabelled a bird call for a chirpgrunt. M3 durations were shorter for 22 chirpgrunts, so the grunt component was missed, this would also need manual correction.

2. For the chitter predictions, different shots should be used which better represent the variation of chitters (in frequency/amplitude/duration). For the chirpgrunts and growls, the missed labels were when the chirps/growls were fainter or there was background noise. Again, I would give more varied chirpgrunts/growls in the shots to account for this variation. I noticed that the growl predictions were less accurate over time, so shorter segments may also increase the accuracy.

Comments about the selected 5 shots:

Class	
Chitters	Training events were faint and not good examples for the classifiers, which I think heavily affected the quality of the events for this call type. The call shape, frequency and amplitude of chitters are highly variable – so having a range of different chitters may make the classifiers more accurate. These calls are also usually emitted rapidly in bursts of around 4 to 20 calls depending on the severity of the aggressive interaction
Growls	Training events were good examples for classifiers, but call durations were not that varied which may affect the classifiers duration of calls
Chirpgrunts	Training events were good examples for the classifier

Observations on each system’s predictions for each audiofile/class:

Du_NERCSLIP predictions on ct1.wav (chitters):

- 6 chitters were found (out of 99) which were lower in frequency to the “average” chitter, but these were more similar to the training labels
- no mislabeled chitters
- better duration accuracy than M1

Du_NERCSLIP predictions on ct2.wav (growls):

- 1 growl was split into 2
- 4 growls found which was not in gt

- louder growls were labelled shorter than call length
- 3 mislabeled growls for background noise
- 2 growls missed which were during chattering bouts (not in training calls)
- 4 growls missed (unclear why)
- 3 growls missed which were shorter in duration to training calls
- calls were less accurately labelled by end of file

Du_NERCSLIP predictions on ct3.wav (chirpgrunts):

- duration of labels is similar to gt labels
- 6 chirpgr labels missed – the chirp component in these calls were quieter and there was more background noise. for one of these mislabels, the chirp was in a higher frequency to the training data

Liu_SURREY predictions on ct1.wav (chitters):

- more chitters were labelled compared to D1 but the durations were roughly double the length of the call
- mislabeled bird calls for chitters (they are similar in call duration and shape)
- shorter chattering bouts were more accurately labelled than the longer bouts
- at least one label in each chattering bout which is helpful to locate these bouts, but these calls would need to be manually relabeled

Liu_SURREY predictions on ct2.wav (growls):

- some of the call durations were longer than the call
- 20 growls labelled which were not in gt (they were much fainter)
- 13 growls mislabeled – actually background noise (5 were chirpgrunts)
- 5 mislabeled – actually grunts (shorter in duration)
- overall I was impressed with these labels, would need some corrections but it was able to pick up faint growls better than a human (perhaps because they are harder to hear at the lower frequencies?)

Liu_SURREY predictions on ct3.wav (chirpgrunts):

- all labels start and end longer than the call duration so this would need to be manually corrected (which would take some time)

- missed chirpgr where the chirp was in a higher frequency to the training data
- also missed 3 labels that didn't have obvious differences in the call amplitude/quality/frequency to the training data
- mislabeled bird call for chirpgr

Martinsson_RISE predictions on ct1.wav (chitters):

- missed most of the chitters (7/99 found), the chitters labelled were more similar to training data
- similar results to D1, no mislabeled chitters
- length of chitters longer than gt labels

Martinsson_RISE predictions on ct2.wav (growls):

- 22 growls missed (these growls were much fainter and some had background aggressive calls)
- 2 grunts mislabeled at growls
- overall under labeled compared to D2 and H2

Martinsson_RISE predictions on ct3.wav (chirpgrunts):

- 22 of the labels end before grunt component of call, so would need correcting
- missed chirpgr where the chirp was in a higher frequency to the training data
- mislabeled background noise for chirpgr
- missed 5 chirpgr where the chirp component was fainter/more background noise

QU dataset (Dolphin Quacks)

Feedback by FJ:

Overall, Du_NERCSLIP by far is the best and actually seems relatively useful. Something is weird with the first file where somehow it did not catch much. For the other files, performance is generally quite good, with fair bit of misses and occasional merged, and sometimes bounds are a bit wide too. However, this one could certainly be used as a starting point where manual revisions could then fix potential errors, and I think it would save a lot of time in this way. I was particularly impressed by how robust this one was to different noise conditions, including loud vessels and also LOTS of other dolphin distractor sounds, many of them very loud and overlapping the target sounds. Sometimes it seemed to be triggered on pulsed signals that were not the target

category but that did not seem to be always and may depend on characteristics of the 5 known signals.

Liu_SURREY performance was relatively poor, subjectively speaking. For the first three files it triggered near-consistently before the actual signal, with both start and end bounds in the gap between signals rather than covering signals. That was not true for some of the subsequent files - wonder if there is a risk that bounds were exported with a negative delay somehow. In general this one tended to have lots of false detections, especially *at least for a few files where I noted it) broadband short pulsed distractors. For a few files it also seemed like performance deteriorated over time but this did not seem consistent.

Martinsson_RISE seemed extremely conservative, with several files without any detections at all, and mostly misses or triggering on noise rather than correct detections.

Appendix A.4. Few-shot task 2021

The main results shown in the paper relate to the 2022 edition of the few-shot challenge, organised as a task within DCASE 2022. That was the second edition. Here, we show the results of the first edition of the challenge (2021), which was very similar in design but with fewer datasets.

The datasets are described in Table A.5, and characteristics of the submitted systems as well as their reported performance in A.7. Most of the 2021 datasets were reused in 2022, although with some datasets expanded or annotations corrected.

In addition to datasets described in the main text, the 2021 edition included one dataset labelled ML, using 17 recordings extracted from the Macaulay library. Each recording contains calls from a different species: 14 terrestrial mammals (not including hyenas or meerkats) and 3 birds (not including passeriformes). The Macaulay Library is a digital archive of images, videos, and sounds from animals.⁷ As of 2021, it contains 175k audio recordings from 10k species of birds and 2k species of amphibians, fish, mammals and insects. These recordings are contributed by amateur and professional recordists around the world, and the catalogue is maintained by the Cornell Lab of Ornithology. For the DCASE 2021 challenge, one author (DB) curated 17 recordings from the Macaulay Library and annotated them in terms of animal vocalisations. The average duration of each recording is of the order of one minute and the number of calls per minute varies in the range 10–150.

The ML dataset was used in the 2021 evaluations; however, for the 2022 it was withdrawn after finding that the annotations were not of sufficient temporal precision.

2021	Dataset	Taxon	mic type	# files	total duration	# labels	# events
Training	BV	Birds	fixed	5	10 hours	11	2,662
	HT	Mammals	on-body	3	3 hours	3	435
	MT	Mammals	on-body	2	70 mins	4	1,234
	JD	Birds	on-body	1	10 mins	1	355
Validation	HV	Mammals	mobile	2	2 hours	2	50
	PB	Birds	fixed	6	3 hours	2	260
Evaluation	ME	Mammals	handheld	2	20 mins	2	70
	ML	Mammals/birds	various	17	20 mins	17	1,035
	DC	Birds	fixed	13	105 mins	3	967

Table A.5: Information on each dataset. Note that most datasets from 2021 were reused in 2022, though some datasets were expanded (HT) or received corrections to annotations. Subtotals are calculated excluding UNK.

⁷Official website: <https://www.macaulaylibrary.org/>

Results of the 2021 challenge

The first public edition of this challenge in 2021 had 7 teams participating with a total of 24 submitted systems.⁸ All submitted systems adopted prototypical networks (Table A.7). Data augmentation was applied by the majority of the teams, with SpecAugment being the most popular choice. All systems relied on some sort of post-processing mechanism designed to remove superfluous predictions and many teams reported notable improvements in results due to such post-processing. Another popular choice was using Per-channel Energy Normalisation (PCEN) (Lostanlen et al., 2019) as acoustic features.

The best ranked system improved over the baseline prototypical approach by applying a transductive inference method, where supplemental information is used to convey more representative prototypes of each category. The system ranked in second place also improved over the prototypical baseline by using additional data from Audioset to train a ResNet for the feature extraction part. They have also adopted embedding propagation (Rodríguez et al., 2020), with the objective of smoothing the decision boundaries as a way of increasing the generalisation capabilities of the few-shot system.

Also of note, the work in Cheng et al. (2021) uses i-vectors as input features; both submissions in Zhang et al. (2021) and Johannsmeier and Stober (2021), explicitly create a negative class to model background noise and construct a negative prototype; and in Bielecki (2021), the team opted for combining the prototypical loss, with knowledge distillation and attention transfer loss.

For most high-performing systems, there was a drop in F-score from validation to the evaluation set (Table A.6). This suggests that the systems are generally dataset sensitive, and our datasets vary in difficulty. To highlight this aspect further, we report the F-score results per dataset in the evaluation set (Table A.6), and also per-class (Figures ??). Most systems have a low performance on the DC set, comprised of dawn chorus recordings, while perform better on ME and ML that include mainly mammal vocalisations. Complex acoustic environments such as dawn chorus may yet need further techniques to be employed for robust SED.

⁸<https://dcase.community/challenge2021/task-few-shot-bioacoustic-event-detection-results>

Rank	Team name	Evaluation	Validation	DC	ME	ML
1	Zou_PKU	38.4 (36.2 - 40.6)	55.3	20.6	68.0	67.3
2	Tang_SHNU	38.3 (36.1 - 40.5)	51.4	25.6	61.5	43.3
3	Anderson_TCD	35.0 (33.1 - 37.0)	26.2	19.9	56.6	56.8
4	Baseline_TempMatch	34.8 (32.6 - 37.1)	2.0	32.2	47.1	29.5
5	Cheng_BIT	23.8 (21.9 - 25.7)	46.3	10.6	53.5	78.8
6	Baseline_PROTO	20.1 (18.2 - 21.9)	41.5	8.5	72.7	55.7
7	Zhang_uestc	16.8 (15.5 - 18.2)	54.4	8.1	45.1	29.9
8	Johannsmeier_OVGU	15.2 (13.7 - 16.7)	58.6	6.5	64.3	35.8
9	Bielecki_SMSNG	8.4 (7.1 - 9.7)	51.8	3.1	56.3	51.4

Table A.6: 2021 F-score results (in %) per team on evaluation and validation sets. Numbers in brackets indicate 97.5% confidence intervals. The final three columns show the per-dataset scores for each evaluation dataset.

Rank	Team name	System characteristics
1	Zou_PKU (Yang et al., 2021)	CNN, Transductive inference, Mutual learning framework Acoustic features: MelSpectrogram Post-processing: peak picking, threshold.
2	Tang_SHNU (Tang et al., 2021)	ResNet, Prototypical Network Embedding propagation, Additional external data used. Acoustic features: PCEN Augmentation: SpecAugment, at inference time. Post-processing: peak picking, median filtering
3	Anderson_TCD (Anderson and Harte, 2021)	CNN, Prototypical Network Acoustic features: PCEN, MelSpectrogram Augmentation: SpecAugment Post-processing: Probability averaging, median filtering, minimum event length
4	Baseline_TempMatch	Template Matching
5	Cheng_BIT (Cheng et al., 2021)	CNN, Prototypical Network Acoustic features: PCEN, i-vector Augmentation: SpecAugment. Post-processing: threshold.
6	Baseline_PROTO	CNN, Prototypical Network
7	Zhang_uestc (Zhang et al., 2021)	ResNet, Prototypical Network Acoustic features: PCEN Augmentation: SpecAugment Post-processing: threshold.
8	Johannsmeier_OVGU (Johannsmeier and Stober, 2021)	CNN, Prototypical Network Acoustic features: PCEN, MelSpectrogram Augmentation: Time stretching, Pitch and Time shifting Post-processing: threshold, gaussian smoothing
9	Bielecki_SMSNG (Bielecki, 2021)	CNN, Prototypical Network Knowledge Distillation and Attention transfer loss. Additional external data used. Acoustic features: MelSpectrogram Augmentation: melspectrogram time and frequency masking. Post-processing: min time length threshold, predicted frames elongation.

Table A.7: General characteristics of the 2021⁵⁷ submitted systems. Ordered by rank of F-score on the evaluation set.