



HAL
open science

Hydrodynamic Instabilities in LIquid Metal BAtteries

Antoine Simon, Jorge César Brändle de Motta, Christophe Dumouchel,
Innocent Mutabazi, Marie-Charlotte Renoult, Anupam Hiremath, Olivier
Crumeyrolle, Harunori Yoshikawa

► **To cite this version:**

Antoine Simon, Jorge César Brändle de Motta, Christophe Dumouchel, Innocent Mutabazi, Marie-Charlotte Renoult, et al.. Hydrodynamic Instabilities in LIquid Metal BAtteries. Journées Labex EMC3 et Graduate school, Jun 2023, Rouen, France. hal-04192448

HAL Id: hal-04192448

<https://hal.science/hal-04192448>

Submitted on 31 Aug 2023

HAL is a multi-disciplinary open access archive for the deposit and dissemination of scientific research documents, whether they are published or not. The documents may come from teaching and research institutions in France or abroad, or from public or private research centers.

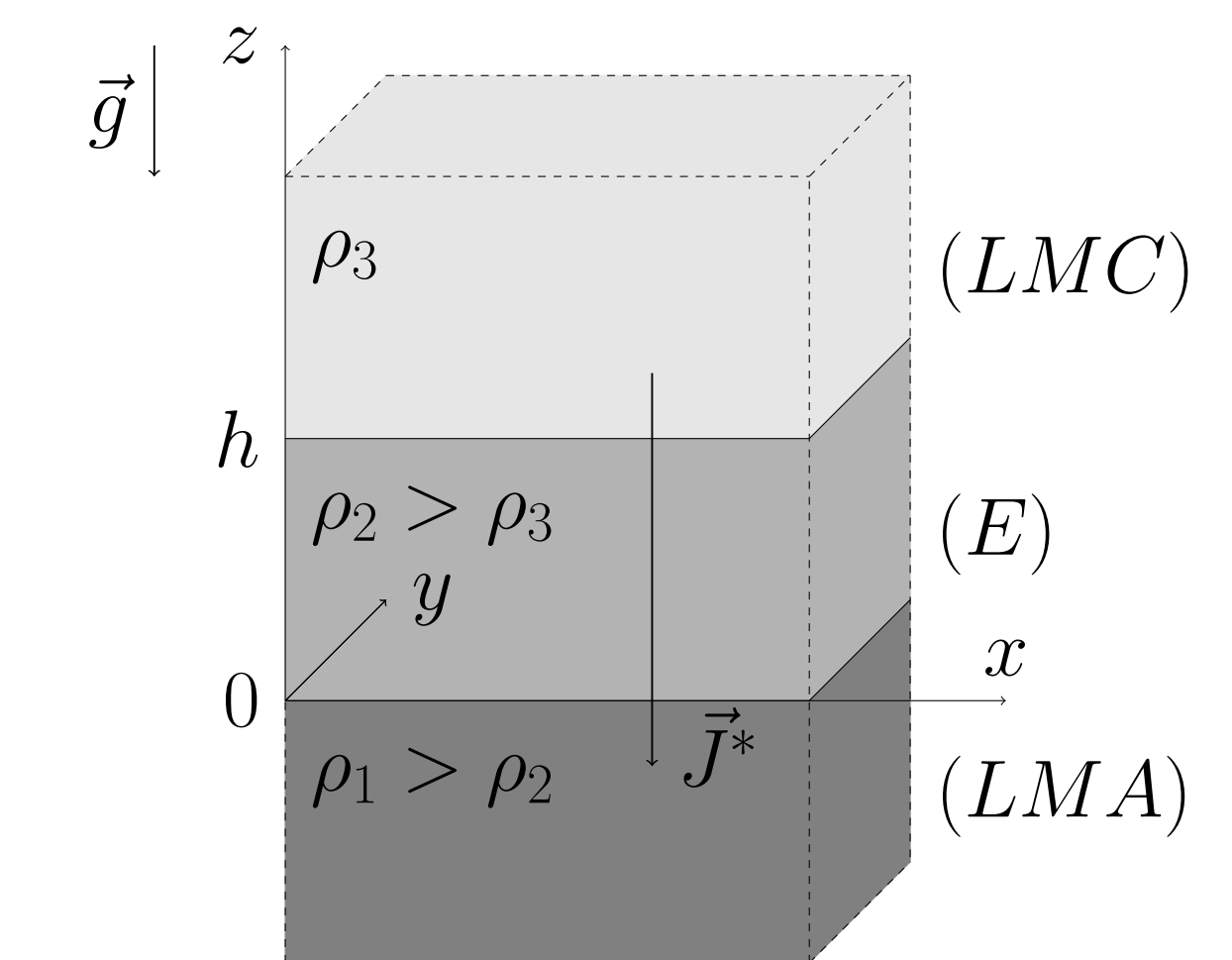
L'archive ouverte pluridisciplinaire **HAL**, est destinée au dépôt et à la diffusion de documents scientifiques de niveau recherche, publiés ou non, émanant des établissements d'enseignement et de recherche français ou étrangers, des laboratoires publics ou privés.

A. Simon¹; J. C. Brändle de Motta¹, C. Dumouchel¹, M.-C. Renoult¹ & A. M. Hiremath², H. N. Yoshikawa³, O. Crumeyrolle², I. Mutabazi²

¹ CORIA UMR CNRS 6614, INSA Rouen, Normandie Université, Rouen, France, ² LOMC UMR CNRS 6294, Université du Havre, Normandie Université, Le Havre, France, ³ INPHYNI UMR CNRS 7010, Université de Côte d'Azur, Nice, France.

Introduction

- Increase in the production of renewable energies \Rightarrow energy storage = the major challenge \Rightarrow the proposed solutions = Liquid Metal Batteries (LMBs) [1].
- LMB = system of 3 superimposed fluid layers: a molten salt electrolyte (E) sandwiched between two metal electrodes, (LMC) and (LMA) + a strong vertical electric current \vec{J}^* .
- Avantages = long lifetime + low cost use \Rightarrow ideal for stationary applications.
- Difficulties = complex system involving several hydrodynamic phenomena such as metal pad roll instability, thermal convection, Taylor instabilities, electro-vortex flows, etc. \Rightarrow risk of short circuit + need for thermal efficiency improvement [2].



Metal pad roll instability

Rayleigh-Marangoni convection

Sele mechanism

Energy analysis

Base state and Marginal stability

Eigenfunctions

Assumptions:

- Isothermal conditions
- $\sigma_1 \gg \sigma_2$
- Viscosities disregarded
- Surface tension disregarded
- $\eta(t=0) = \alpha_x x$
- (2) \sim plane capacitor
- $\vec{B} = \vec{B}^* = B_z^* \vec{e}_z$
- Linear behaviour

Mechanical energy theorem:

$$\frac{dE_c}{dt} = -\frac{dE_p}{dt} + \mathcal{P}_{non\ conservative\ forces}$$

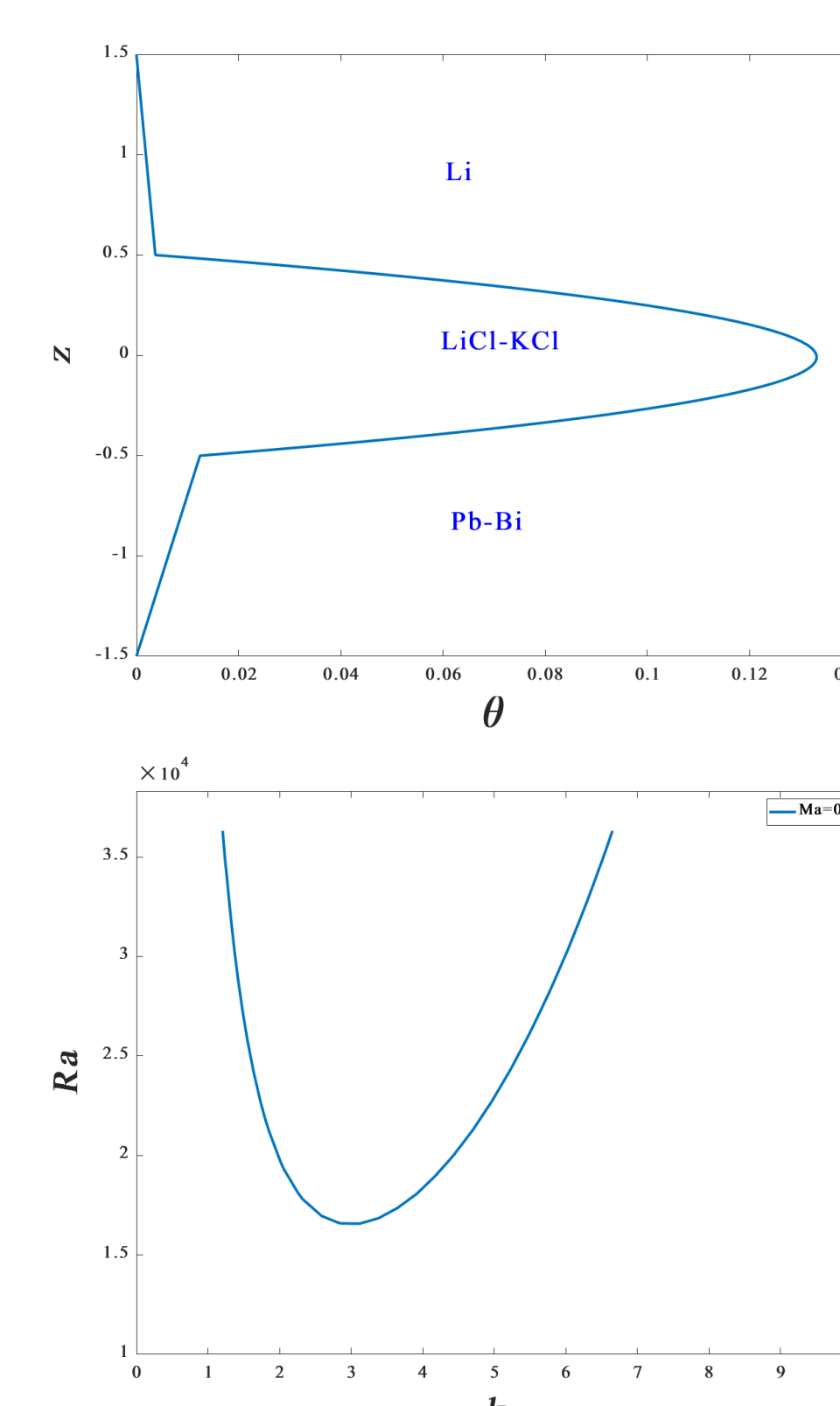
Condition for instability:

$$\frac{dE_c}{dt} > 0$$

Instability criterion

$$\beta = \frac{J^* B_z^* l_x l_y}{g(\rho_1 - \rho_2) h_1 h_2} > \beta_{cr} = 12 \quad [3].$$

- Not as effective improvements made about this criterion [4].
- Need for a more general criterion \Rightarrow compare to our infinite inviscid model inspired by [5] \Rightarrow better understand this interfacial instability.



- In the base state $\vec{V} = 0$ \Rightarrow only temperature profile exists. Figure : The temperature profile in the conduction state.

- Linear stability problem \Rightarrow eigenvalue resolution $\vec{A}\vec{\Psi} = s\vec{B}\vec{\Psi}$ with $s = \sigma + i\omega$ the complex growth rate. Figure : Marginal stability curve for $\sigma = 0$.

Critical parameters

$Ma = 0$	$Ma = 1000$
$Pr = 7.26$	$Pr = 7.26$
$Ra_c = 1.65 \times 10^4$	$Ra_c = 1.63 \times 10^4$
$k_c = 2.99$	$k_c = 2.97$

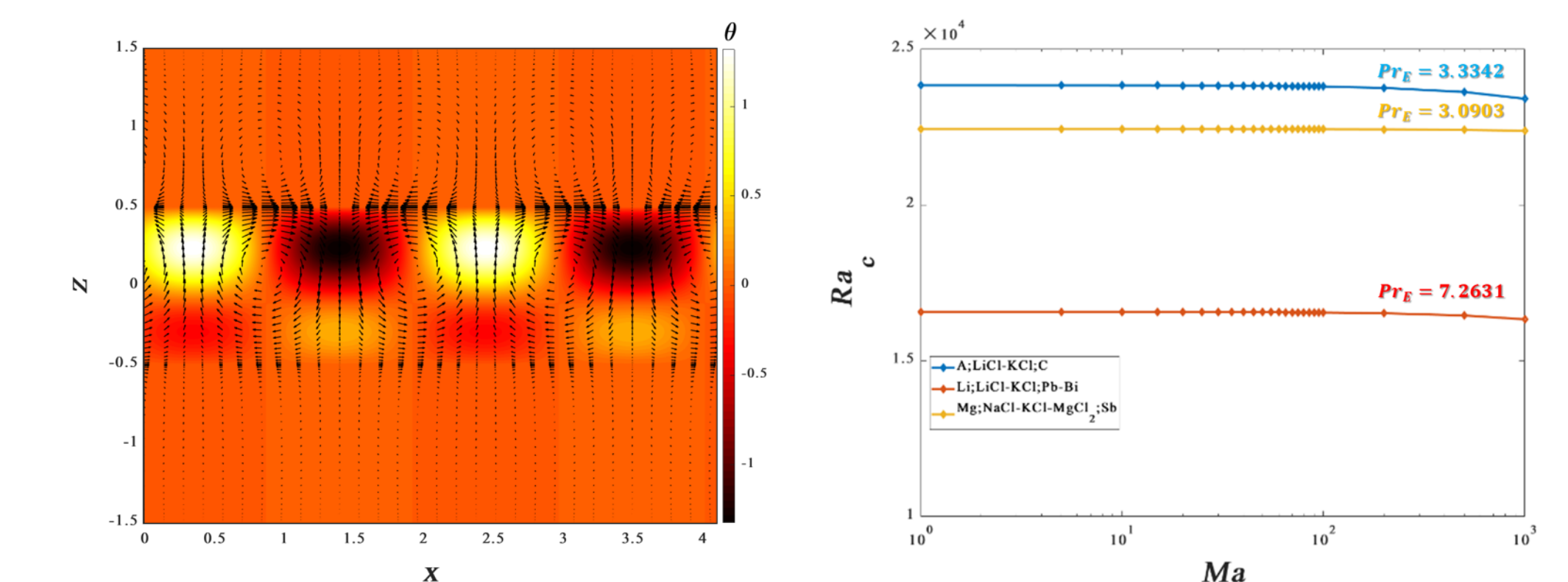


Figure : The Eigenfunctions of the battery around the critical limit at $Ma = 0$ and the variation of the threshold as a function of Ma for 3 different batteries [6-8].

- High working temperatures \Rightarrow inevitable thermal convection.
- Joule's volumetric heating \Rightarrow vortices displaced from the center of the electrolyte.
- Upper layer = thermally unstable region and lower electrode = thermally stable region. \Rightarrow stronger vortices in the upper electrode.
- No effect of surface tension on threshold of convection.

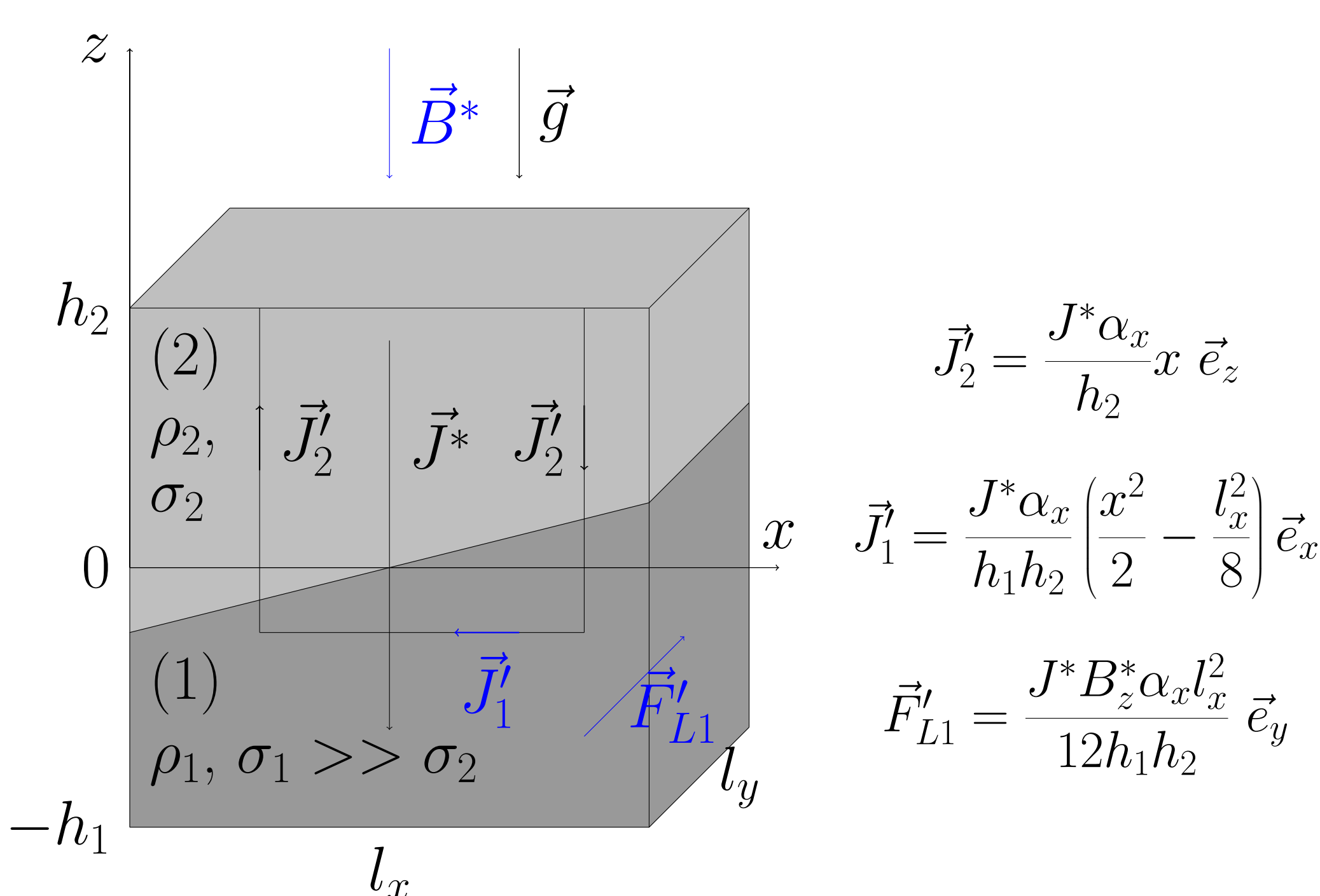


Figure : Forces in the cell.

Conclusions and perspectives

References

- Energy principle used to better understand the cell geometry effect on the shape of the instability.
- Perform numerical simulations to validate the general criterion.
- Linear stability code developed and validated for a non isothermal 3-layer case.
- Conduct an energy analysis to better understand the thermal instabilities in the system.

[1] D. H. Kelly T. Weier, *Applied Mechanics Reviews*, **2018**.
 [2] P. Personnetaz et al., *Journal of power sources*, **2018**.
 [3] T. Sele, *Metallurgical Transactions B*, **1977**.
 [4] N. Weber et al., *Phys. Fluids*, **2017**.
 [5] A. D. Sneyd, *J. Fluid Mech.*, **1985**.
 [6] Y. Sehn & O. Zikanov, *Theor. and Comput. Flu. Dyn.*, **2016**.

[7] T. Köllner et al., *Physical review E.*, **2017**.
 [8] D. J. Bradwell et al., *AM. Chem. Soc.*, **2012**.