



HAL
open science

Synthesis and characterization of Na₃PS₄ and Na 2.85 P 0.85 W 0.15 S 4 as solid electrolytes

Alisson A Iles, Marta Mirolo, Sergio Federico Mayer

► To cite this version:

Alisson A Iles, Marta Mirolo, Sergio Federico Mayer. Synthesis and characterization of Na₃PS₄ and Na 2.85 P 0.85 W 0.15 S 4 as solid electrolytes. Symposium UGA-ESRF, May 2023, Grenoble, France. hal-04189945

HAL Id: hal-04189945

<https://hal.science/hal-04189945>


Submitted on 29 Aug 2023

HAL is a multi-disciplinary open access archive for the deposit and dissemination of scientific research documents, whether they are published or not. The documents may come from teaching and research institutions in France or abroad, or from public or private research centers.

L'archive ouverte pluridisciplinaire **HAL**, est destinée au dépôt et à la diffusion de documents scientifiques de niveau recherche, publiés ou non, émanant des établissements d'enseignement et de recherche français ou étrangers, des laboratoires publics ou privés.

INTRODUCTION

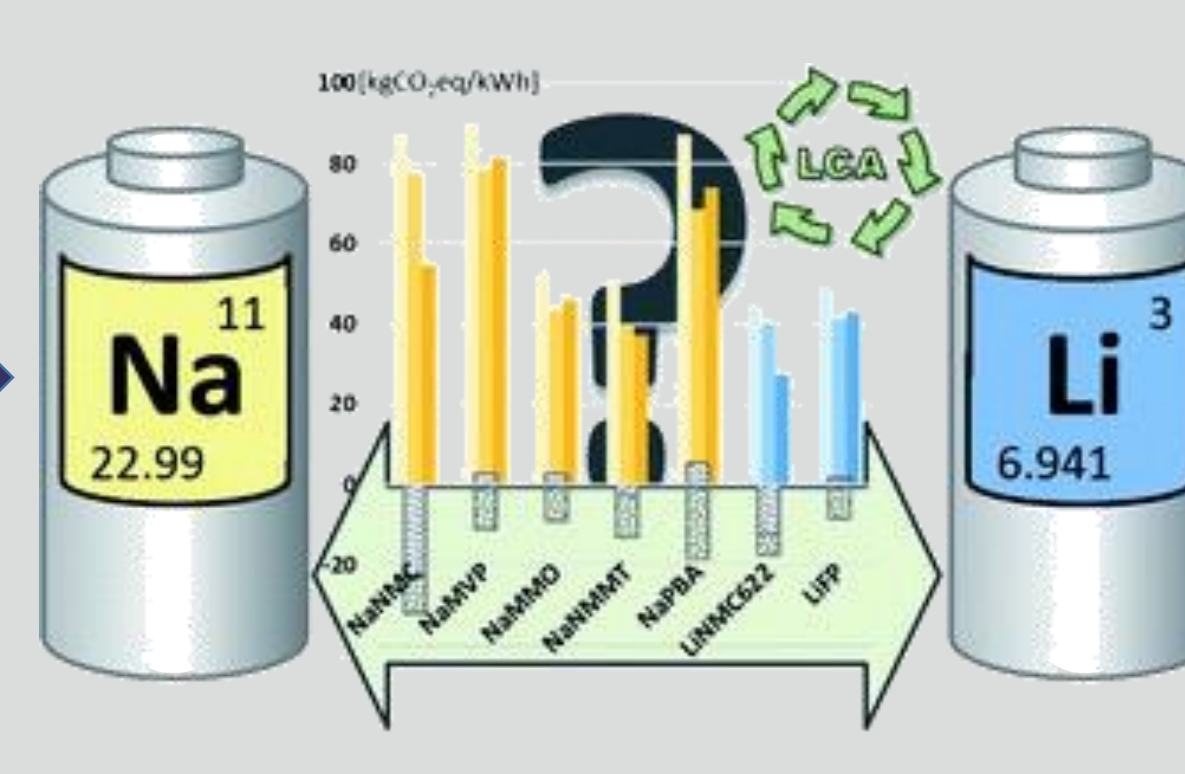
The next generations of post-lithium systems are already under development. These hold the promise of overcoming some of the remaining challenges associated with current lithium-ion battery technology related to safety, the need for scarce resources and their environmental impacts. Figures obtained from [1] and [2]



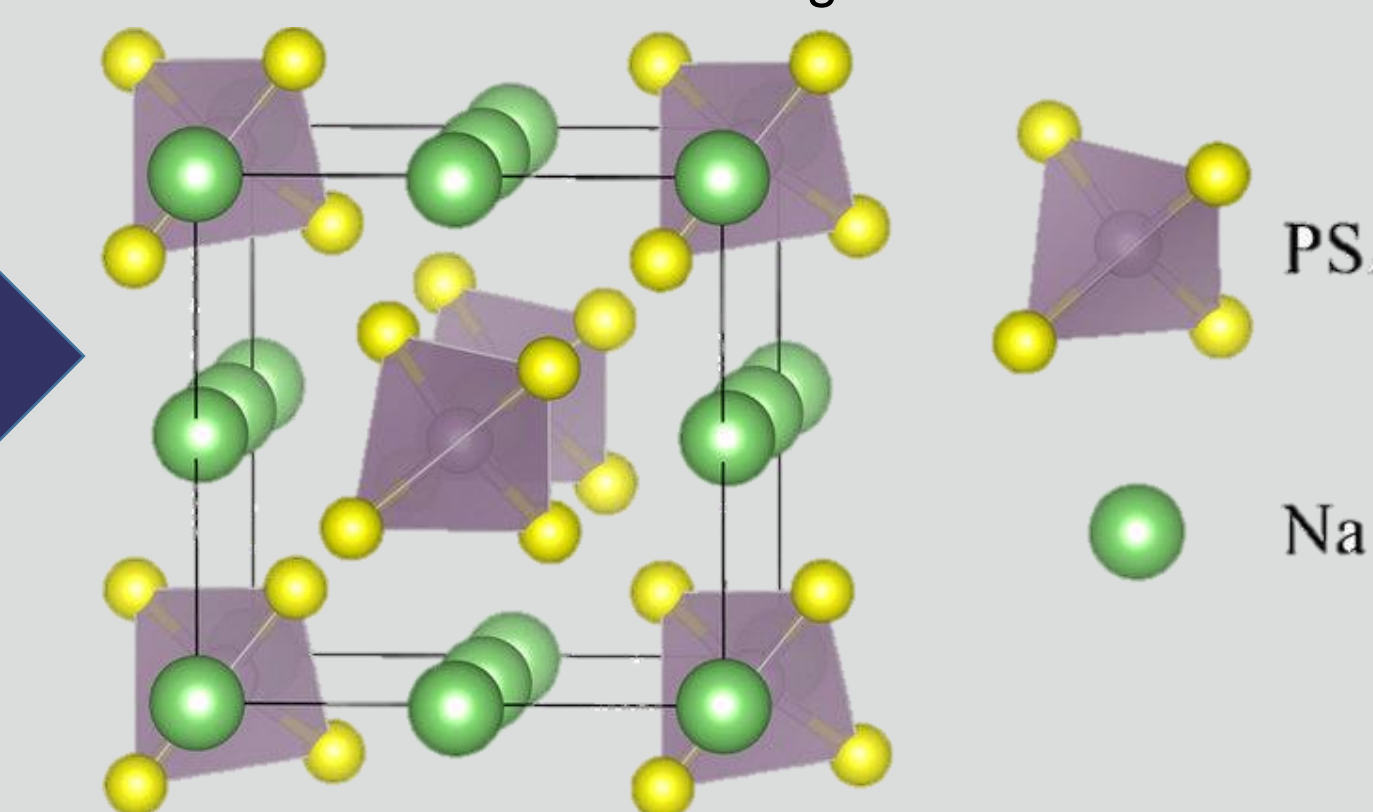
PROBLEM



Na as a solution?

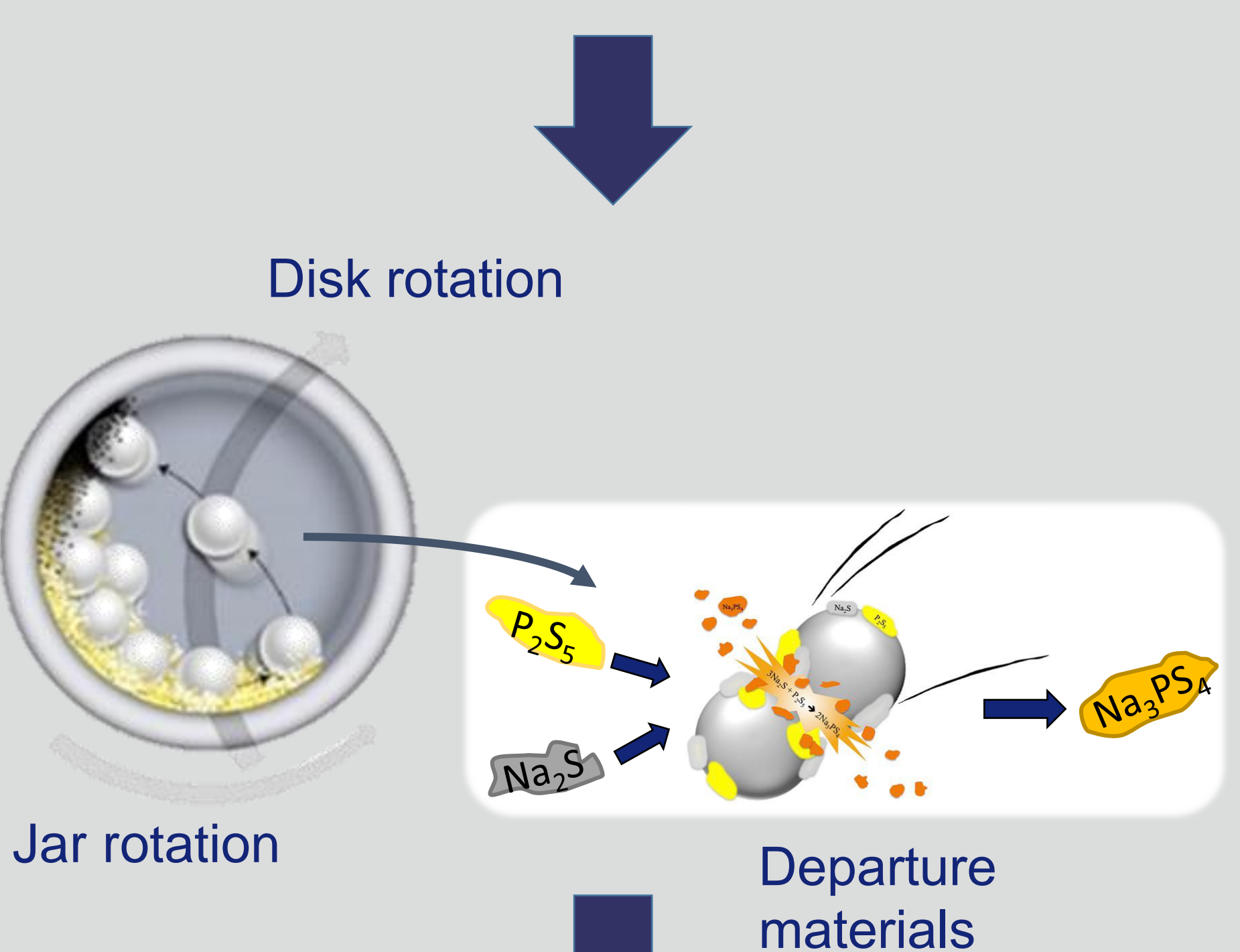


Na_3PS_4 (NPS) is a sodium superionic conductor that crystallizes in the $I-43m$ space group and reaches ionic conductivities in the range of the mS/cm



METHODOLOGY

Mechanochemical synthesis following procedure described in [3].




Heat treatment (HT) based on procedure described in [4].

- Sample HT-1
- HT: 300°C, 16 h
 - Atmosphere: vacuum, pellet contained in Macor® spacer disk
- Sample HT-2 (NPS only)
- HT: 270°C, 1.5 h
 - Atmosphere: argon, pellet covered by Na₂S in alumina crucible

Synchrotron X-ray diffraction

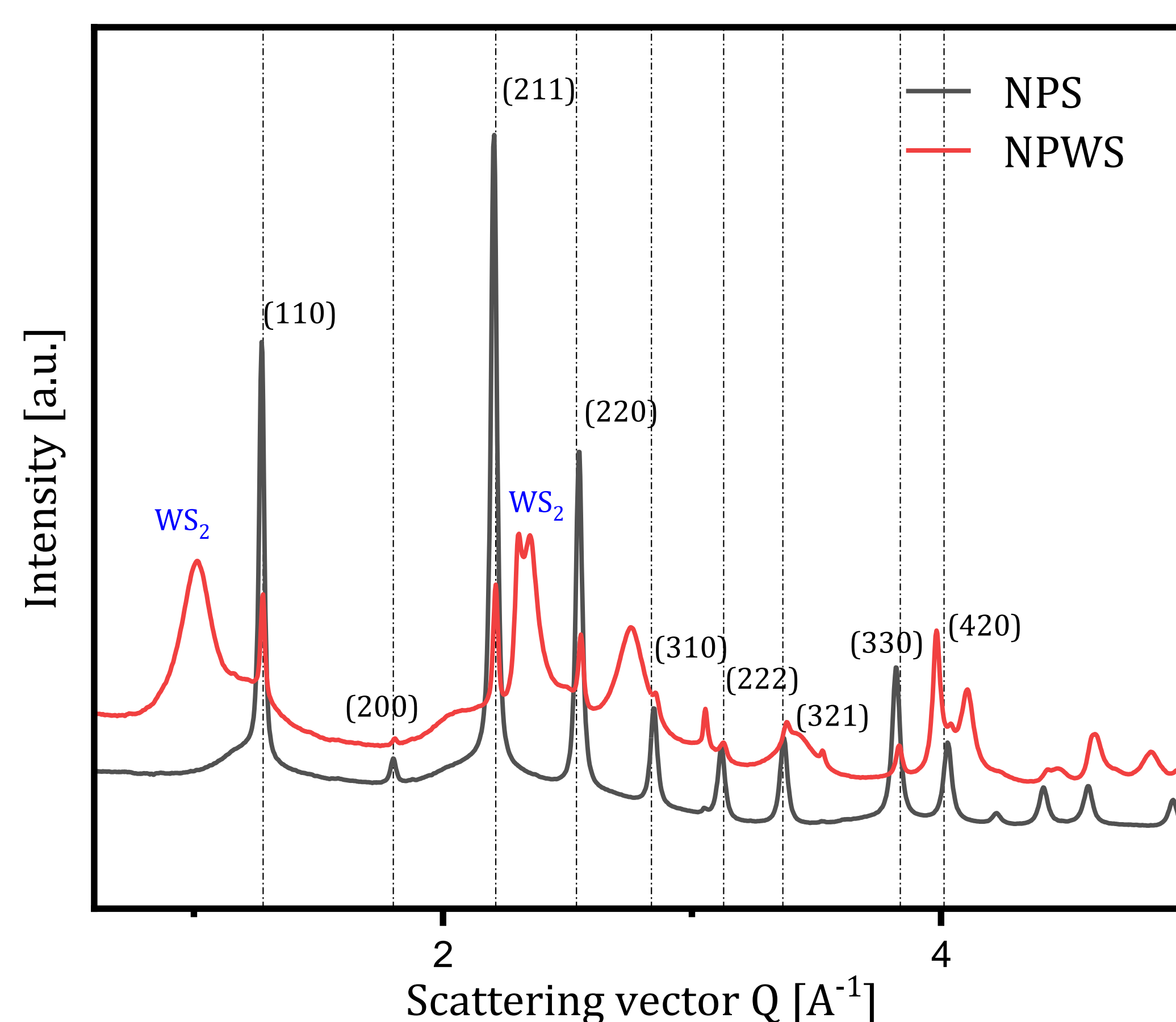
- $\lambda = 0.1653 \text{ \AA}$
- Sealed capillaries

Impedance spectroscopy




TECHNIQUES AND RESULTS

Material characterization - XRD



SEM



Crystalline Na_3PS_4 phase cubic $I-43m$ space group [3]



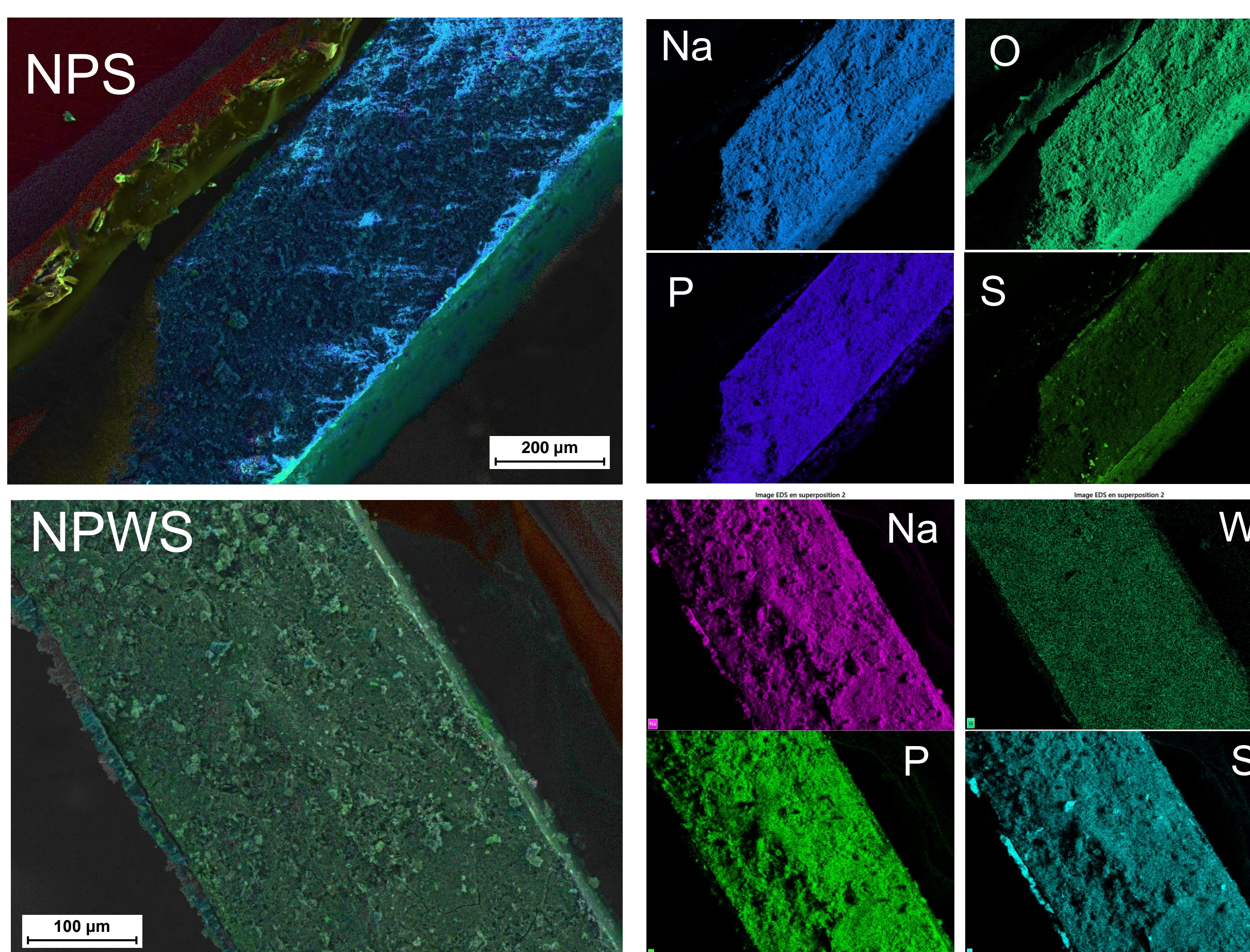
NPS

$\text{Na}_{2.85}\text{P}_{0.85}\text{W}_{0.15}\text{S}_4$
Two crystalline phases coexist, i.e., Na_3PS_4 and WS_2 [4]



NPWS

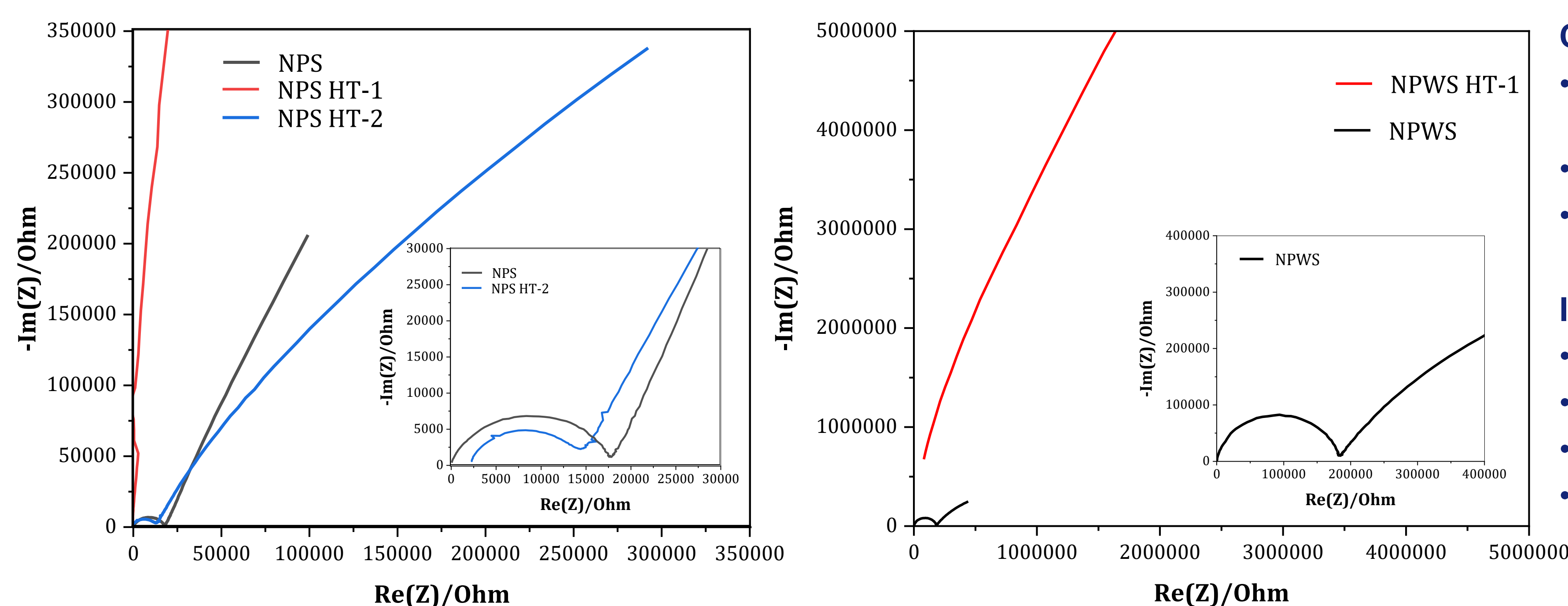
SEM - Energy Dispersive X-ray (EDX)



- Cross-section of the pellets (NPS and NPWS)
- Evidence of reaction with Macor® holder during with treatment due to the presence of O and Si in the samples.
- Presence of high porosity.

View of the contact surface between Macor® and electrolyte

Electrochemical characterization - EIS



Cell parameters

- Shaping Pressure: 382 MPa
- Stack P: 127.5 MPa
- Time: 15 min

Ionic conductivity

- NPS: 6.0 μS/cm
- NPS HT-2: 13 μS/cm
- NPWS: 0.54 μS/cm
- Both HT-1: insulants

References

- [1] J. F. Peters, M. Baumann, J. R. Binder, and M. Weil, "On the environmental competitiveness of sodium-ion batteries under a full life cycle perspective-a cell-chemistry specific modelling approach," *Sustain. Energy Fuels*, vol. 5, no. 24, pp. 6414–6429, 2021, doi: 10.1039/d1se01292d.
- [2] Chu, Iek-Heng; Kompella, Christopher S.; Nguyen, Han; Zhu, Zhuoying; Hy, Sunny; Deng, Zhi; Meng, Ying Shirley; Ong, Shyue Ping (2016). Room-Temperature All-solid-state Rechargeable Sodium-ion Batteries with a Cl-doped Na₃PS₄ Superionic Conductor. *Scientific Reports*, 6(), 33733–. doi:10.1038/srep33733
- [3] Nguyen, Han; Banerjee, Abhik; Wang, Xuefeng; Tan, Darren; Wu, Erik A.; Doux, Jean-Marie; Stephens, Ryan; Verbist, Guy; Meng, Ying Shirley (2019). Single-step synthesis of highly conductive Na₃PS₄ solid electrolyte for sodium all solid-state batteries. *Journal of Power Sources*, (), 126623–. doi:10.1016/j.jpowsour.2019.05.031
- [4] Fumika Tsuji; Akira Nasu; Atsushi Sakuda; Masahiro Tatsumisago; Akitoshi Hayashi; (2021). Mechanochemical synthesis and characterization of Na₃-P₁-W₄ S₄ solid electrolytes. *Journal of Power Sources* doi:10.1016/j.jpowsour.2021.230100

CONCLUSIONS

- X-ray diffractograms show a cubic crystalline phase of Na_3PS_4 and a mixture of Na_3PS_4 and WS_2 for the $\text{Na}_{2.85}\text{P}_{0.85}\text{W}_{0.15}\text{S}_4$ sample.
- SEM-EDX results confirmed that a reaction occurs between the sample holder (Macor®) and the solid electrolytes during the heat treatments.
- Electrochemical results show that a heat treatment under Ar slightly improves the ionic conductivity for the NPS sample, while the HTs in presence of Macor® spacer turn the materials into ionic insulants.