



**HAL**  
open science

## Recurrent cystitis episodes are caused by "ordinary" uropathogenic *Escherichia coli* strains

Nicolas Vautrin, Sandrine Dahyot, Marie Leoz, François Caron, Maxime Grand, Audrey Feldmann, François Gravey, Stéphanie Legris, Seydi Thimbo, David Ribet, et al.

### ► To cite this version:

Nicolas Vautrin, Sandrine Dahyot, Marie Leoz, François Caron, Maxime Grand, et al.. Recurrent cystitis episodes are caused by "ordinary" uropathogenic *Escherichia coli* strains. 33rd European congress of clinical microbiology and infectious diseases (ECCMID), Apr 2023, Copenhagen, Denmark. hal-04184212

**HAL Id: hal-04184212**

**<https://hal.science/hal-04184212>**

Submitted on 21 Aug 2023

**HAL** is a multi-disciplinary open access archive for the deposit and dissemination of scientific research documents, whether they are published or not. The documents may come from teaching and research institutions in France or abroad, or from public or private research centers.

L'archive ouverte pluridisciplinaire **HAL**, est destinée au dépôt et à la diffusion de documents scientifiques de niveau recherche, publiés ou non, émanant des établissements d'enseignement et de recherche français ou étrangers, des laboratoires publics ou privés.



Distributed under a Creative Commons Attribution 4.0 International License



# Recurrent cystitis episodes are caused by "ordinary" uropathogenic *Escherichia coli* strains

N. Vautrin<sup>1</sup>, S. Dahyot<sup>2</sup>, M. Leoz<sup>1</sup>, F. Caron<sup>3</sup>, M. Grand<sup>1</sup>, A. Feldmann<sup>1</sup>, F. Gravey<sup>4</sup>, S. Legris<sup>1</sup>, S. Thimbo<sup>1</sup>, D. Ribet<sup>5</sup>, K. Alexandre<sup>3</sup>, M. Pestel-Caron<sup>2</sup>

<sup>1</sup>Normandie Univ, UNIROUEN, UNICAEN, Inserm UMR 1311 DYNAMICURE - Rouen (France), <sup>2</sup>Normandie Univ, UNIROUEN, UNICAEN, Inserm UMR 1311 DYNAMICURE, Department of microbiology – Rouen (France), <sup>3</sup>Normandie Univ, UNIROUEN, UNICAEN, Inserm UMR1311 DYNAMICURE, Department of infectious diseases – Rouen (France), <sup>4</sup>Normandie Univ, UNICAEN, UNIROUEN, Inserm UMR 1311 DYNAMICURE – Caen (France), <sup>5</sup>Normandie Univ, UNIROUEN, Inserm UMR 1073 ADEN – Rouen (France)

## Introduction

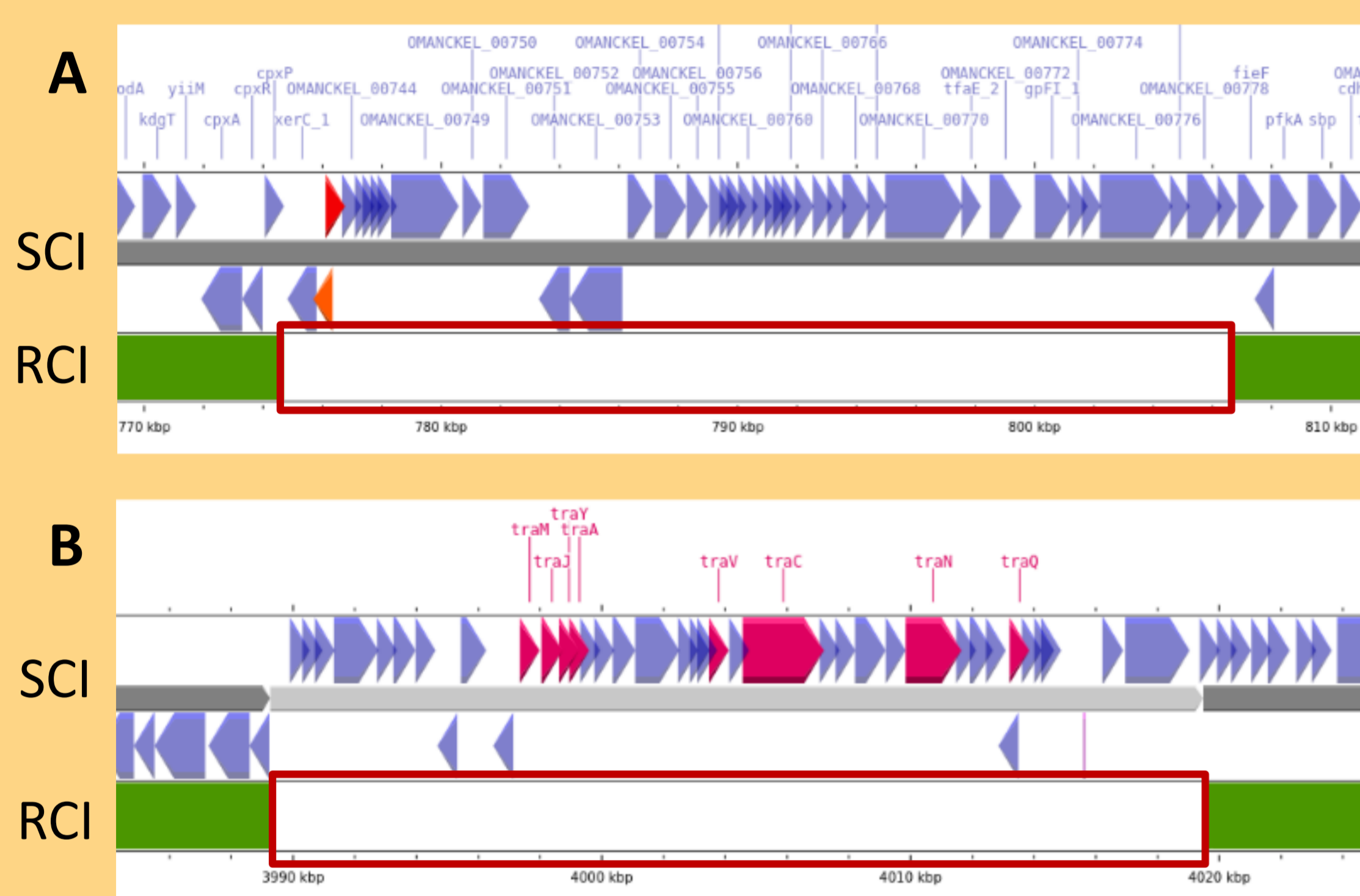
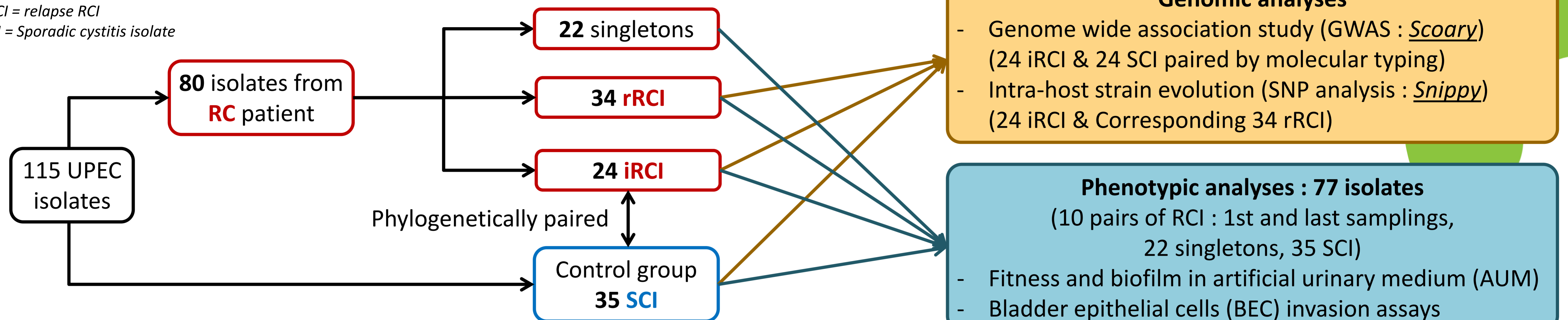
**Recurrent cystitis** (i.e. more than 2 episodes over a 6-month period) is a public health concern as it impacts significantly the patients' quality of life. Both **sporadic cystitis (SC)** and **recurrent cystitis (RC)** are mainly caused by Uropathogenic *Escherichia coli* (UPEC). However, specific determinants associated with "recurrent" UPEC remain poorly characterized.

→ **Objective: to describe genomic and phenotypic traits associated with recurrence and to explore within host genomic adaptation of sequential UPEC isolates.**

## Method

September 2015 – January 2017 : prospective collection of UPEC isolates

RCI : Recurrent cystitis isolate  
iRCI = initial RCI  
rRCI = relapse RCI  
SCI = Sporadic cystitis isolate

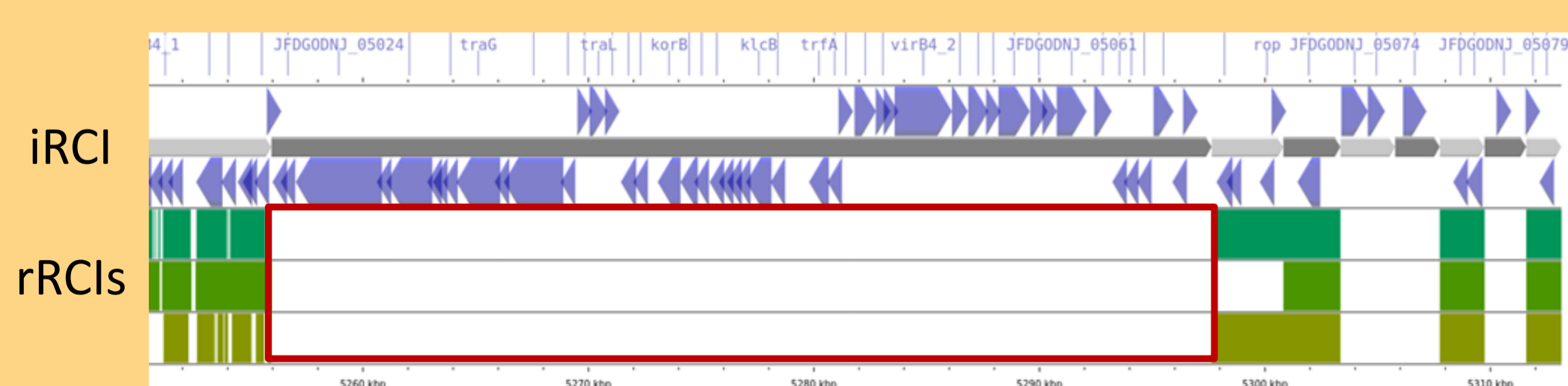


**Figure 1** : Missing mobile genetic element (MGE) when iRCI are compared to genetically paired SCI. (A) Prophase loss (with gene S2 in orange and S3 in red); (B) Plasmid loss

## Genomic comparative analysis (RCIs vs SCIs)

- **RCI** genomes were significantly smaller than that of **SCI**
  - ▶ 5,01Mb vs 5,11Mb ;  $p < 0,05$
- Difference might be explained by MGE lower prevalence in **RCI** group than in **SCI** (Figure 1 A & B)
- GWAS : 3 phage associated genes significantly more prevalent in the **SCI** group ( $p < 0.01$ )
  - ▶ S1 : Putative bacteriophage tail protein GP41 (InterPro : IPR019289)
  - ▶ S2 : Unknown DNA binding protein
  - ▶ S3 : Regulatory phage protein Cox (InterPro : IPR019679)

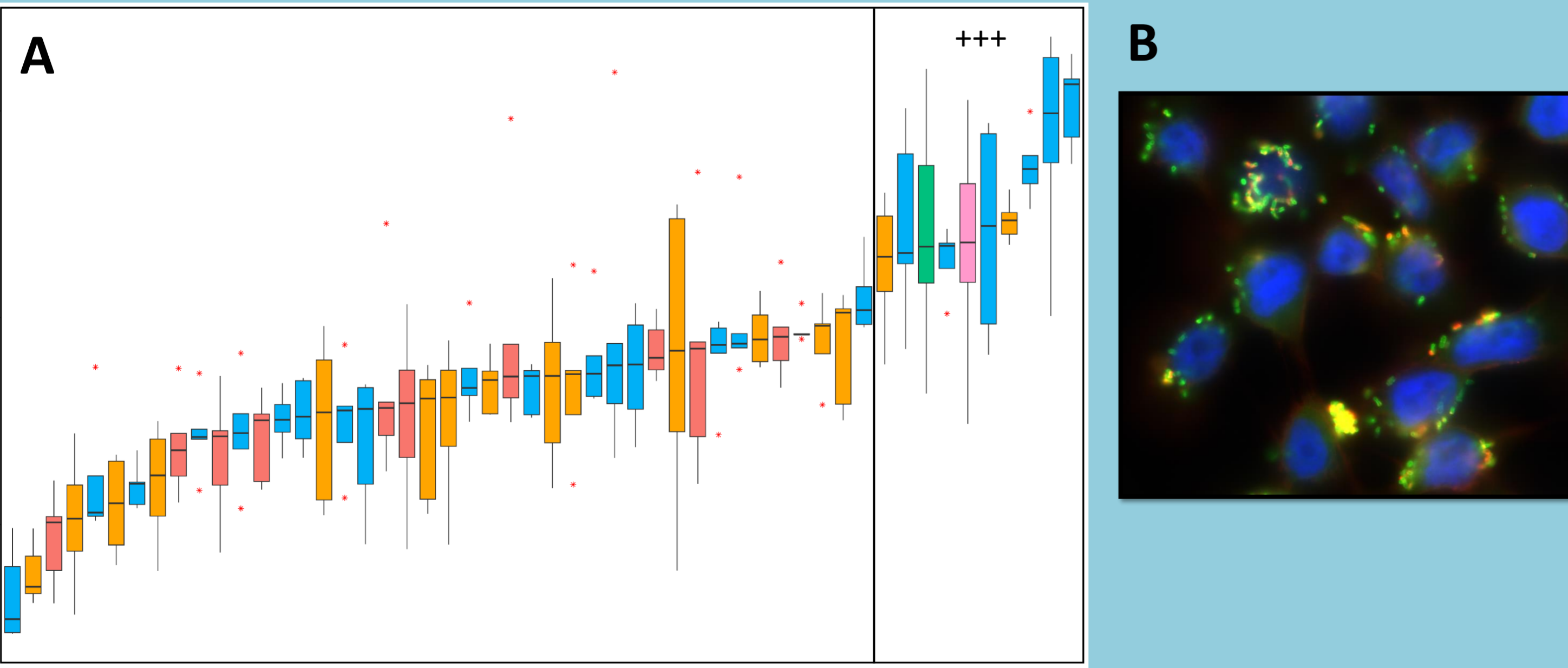
→ **MGE loss = adaptation of UPEC to urinary tract ?**



**Figure 2** : Example of plasmid (pRHB15-C18) loss within the series of RCIs of one patient

## Within-host evolution

- **Plasmid loss across relapse series** for 3 patients
- **SNPs accumulation over time** in **RCI**, mainly in genes coding :
  - ▶ ABC transporters
  - ▶ Proteins involved in various metabolic pathways



**Figure 3** : Bladder epithelial cells (BEC) invasion results. (A) Invasion rates of RCI (in red), SCIs (in blue), *E. coli* K12 (green), UT189 (pink) and singletons (orange). (B) Evidence for presence of intracellular UPEC (green fluorescence) in BEC during our invasions experiments. Extracellular UPEC were also observed (red and yellow fluorescence). Nuclear DNA of BEC is colored in blue.

## Phenotypic analyses

- No significant differences between **RCIs** and **SCIs** :
    - ▶ In fitness & biofilm formation in AUM
    - ▶ In BEC invasion capacity
  - Great intra-group diversity observed for fitness, biofilm formation and BEC invasion
  - Very few isolates able to strongly invade BEC ; none of these were **RCIs**
  - Phenotype of **iRCIs** not modified by genetic adaptation observed over time
- **RCIs do not seem to exhibit specific phenotypic traits**

## Conclusion

Recurrent UPEC strains do not seem to exhibit specific genomic nor phenotypic traits. Nonetheless **RCIs** seem to adapt to the host through SNPs accumulation and MGE loss. The mechanisms driving recurrence are probably complex and may involve multiple combinations of several parameters including gene expression as well as bacterial and host factors.

