



**HAL**  
open science

## Hydrodynamic behavior of Quinoa seeds in a rotary drum using the discrete element method (DEM)

Marcela V C Machado, Artemio Plana-Fattori, Kevin Lachin, Stéphane Vitu,  
Marie Debacq

► **To cite this version:**

Marcela V C Machado, Artemio Plana-Fattori, Kevin Lachin, Stéphane Vitu, Marie Debacq. Hydrodynamic behavior of Quinoa seeds in a rotary drum using the discrete element method (DEM). 14th International Congress on Engineering and Food (ICEF14), Jun 2023, Nantes, France. . hal-04181520

**HAL Id: hal-04181520**

**<https://hal.science/hal-04181520v1>**

Submitted on 16 Aug 2023

**HAL** is a multi-disciplinary open access archive for the deposit and dissemination of scientific research documents, whether they are published or not. The documents may come from teaching and research institutions in France or abroad, or from public or private research centers.

L'archive ouverte pluridisciplinaire **HAL**, est destinée au dépôt et à la diffusion de documents scientifiques de niveau recherche, publiés ou non, émanant des établissements d'enseignement et de recherche français ou étrangers, des laboratoires publics ou privés.

# HYDRODYNAMIC BEHAVIOR OF QUINOA SEEDS IN A ROTARY DRUM USING THE DISCRETE ELEMENT METHOD (DEM)

Marcela V. C. MACHADO<sup>1</sup>, Artemio PLANA-FATTORI<sup>1</sup>, Kevin LACHIN<sup>1</sup>, Stephane VITU<sup>1,2</sup>, Marie DEBACQ<sup>1,2</sup>

<sup>1</sup>Université Paris-Saclay, INRAE, AgroParisTech, UMR SayFood, 91120, Palaiseau.

<sup>2</sup>Conservatoire National des Arts et Métiers (CNAM), 75003, Paris.

## 1 - Introduction

Rotary drums

- particulate systems + fluids
- isothermal or non-isothermal
- a large number of industrial processes: rotary kilns, dryers, mills, etc
- **But lack of simple tools for the industry**

Experimental



Modeling

- Dimensioning of process variables
- Materials properties

- Understanding the flow material behavior with more details
- Overcoming industrial safety limitations

### Discrete Element Method (DEM):

Requires the specification of input parameters related to the particle properties and particle-particle (PP) and particle-wall (PW) interactions.

**CALIBRATION STEP:** varying the parameters until the model response corresponds to the equivalent experimental responses.

#### Problem in this approach:

Possibility of non-unicity in the set of parameters.

## 2 - Goals

- ❖ To study the influence of static friction (SF) and rolling friction (RF) coefficients in both interactions particle-particle (PP) and particle-wall (PW) on the dynamic repose angle of quinoa seeds in a rotary drum in rolling regime.
- ❖ To develop a Central Composite Design to combine the friction parameters of DEM input used in the calibration procedure.
- ❖ To obtain the regression models of the response surface methodology, which allows analyzing the interaction between the parameters and their significance.

Figure 1:



Rolling regime



Quinoa seeds

## 3 - Methodology

### 3.1. DIRECT COMPUTATION

#### Lagrangian Method or Discrete Element Method (DEM):

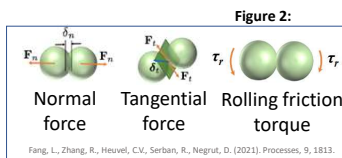
- All the particles trajectories are tracked
- Temporal integration is applied to each of them using Newton's laws:

$$\text{Translation: } m_i \frac{dv_i}{dt} = \sum_j (F_{ij}^n + F_{ij}^t) + m_i g$$

$$\text{Rotation: } I_i \frac{d\omega_i}{dt} = \sum_j (R_i \times F_{ij}^t) + \tau_{ij}$$

$$\text{Normal force: } F_N = \lambda_{AN} v_{Nij} - k_N \delta_N$$

$$\text{Tangential force: } F_T = \begin{cases} \mu_p F_N, & \text{se } |F_T| \leq \mu |F_N| \\ \lambda_{AT} v_T - k_T \delta_T, & \text{se } |F_T| > \mu |F_N| \end{cases}$$



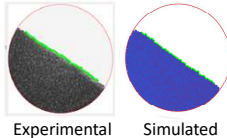
$$\text{Torque: } \vec{\tau}_{ij} = -\mu_R \vec{F}_N \times R_i \vec{\omega}_i$$

$\mu_p$ : Static friction coefficient (SF)  
 $\mu_R$ : Rolling friction coefficient (RF)

### 3.2. MODEL PARAMETERS

- Drum: diameter 0.084m and length 0.020m
- Quinoa seeds:  $d = 0.0017\text{m}$ ,  $\rho = 1058\text{ kg/m}^3$
- Speed rotation: 12 rpm (rolling regime)
- Froude number:  $Fr = 0.0068$
- Time-step =  $8.6 \times 10^{-6}\text{ s}$  (5% of Rayleigh time)

Figure 3:



Experimental Simulated

- **Linear regression in the mean interface of 200 images of the bed drum, implemented by a MatLab code.**

### 3.3. PARAMETERS IDENTIFICATION

**Response:** dynamic repose angle:  $\theta$

#### 1st step:

Analysis with 2 variables and interactions PP = PW

Static friction: 0.1, 0.3, 0.5, 0.7, 0.9  
Rolling friction: 0.1, 0.3, 0.5, 0.7, 0.9

All the combinations

#### 2nd step:

Analysis with 4 variables and interactions PP  $\neq$  PW

Varying: Static friction: 0.1, 0.3, 0.5, 0.7, 0.9  
Rolling friction: 0.1, 0.3, 0.5, 0.7, 0.9  
Other parameters are fixed.

#### 3rd step:

Central Composite Design (CCD) + Response Surface Method

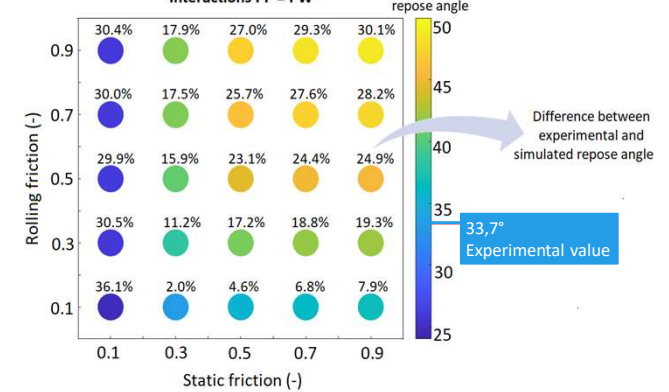
Dynamic repose angle as a function of metamodel:

$$\theta = f(\text{SFPP}, \text{SFPW}, \text{RFPP}, \text{RFPW})$$

## 4 - Simulation results

### 4.1. Parameter analysis with 2 variables: static and rolling friction

Figure 4:

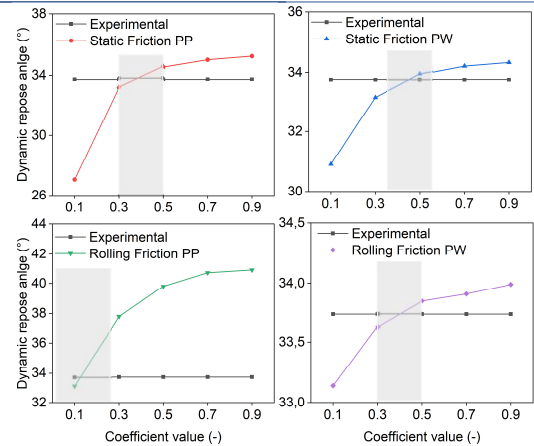


Difference between experimental and simulated repose angle

33,7° Experimental value

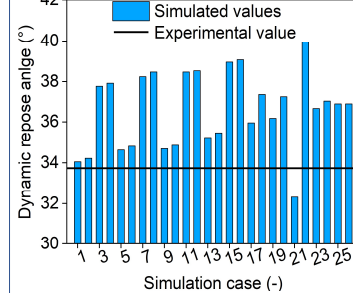
### 4.2. Parameter analysis with 4 variables: static and rolling friction, in each interaction particle-particle and particle-wall

Figure 5:



### 4.3. Central Composite Design and Response Surface Method with 4 variables:

Figure 6:



Variable	Coded levels				
	- $\alpha$	-1	0	+1	+ $\alpha$
SF PP	0.300	0.350	0.400	0.450	0.500
SF PW	0.350	0.400	0.450	0.500	0.550
RF PP	0.005	0.070	0.135	0.200	0.265
RF PW	0.300	0.350	0.400	0.450	0.500

$\alpha$ : axial points

Case	SFPP	SFPW	RFPP	RFPW	Angle	Error
1	0.35	0.40	0.07	0.35	34.05°	0.9%
2	0.35	0.40	0.07	0.45	34.20°	1.4%

Metamodel of the dynamic repose angle (°) at 12 rpm:

$R^2 = 0,999..$

$$\theta = 20,13 + x_1 a_1 + x_2 A_1 x_2$$

$$a_1 = \begin{bmatrix} 23.08 \\ 18.98 \\ 39.95 \\ 1.68 \end{bmatrix}, A_1 = \begin{bmatrix} -20.61 & 0 & 0 & 0 \\ 0 & -15.11 & 0 & 0 \\ 0 & 0 & -41.78 & 0 \\ 0 & 0 & 0 & 0 \end{bmatrix}, x = \begin{bmatrix} \text{SFPP} \\ \text{SFPW} \\ \text{RFPP} \\ \text{RFPW} \end{bmatrix}$$

## 5 - Conclusions & perspectives

- ❖ The DEM provides a good representation of the phenomenon, allowing a satisfactory visualization, in Figure 3 (experimental and simulation comparison);
- ❖ The same methodology to measure the dynamic repose angle was used (implemented by MatLab code) for both experimental and simulated pictures;
- ❖ The Response Surface Method can satisfactorily represent static and rolling friction interaction parameters.
- ❖ Quantitatively, the simulation can represent the bed flow so that the dynamic repose angle simulated is very close to the experimental (Figure 4).
- ❖ **ONGOING WORK:** to analyze the influence of parameters in the bed flow of quinoa in other speed rotations using the metamodels.
- ❖ **NEXT STEPS:** to validate a set of parameters from the mixing assessment.

Contact:

Marcela V.C. MACHADO, Postdoctoral researcher, INRAE  
marcela.vieira-caixeta-machado@inrae.fr

Acknowledgments:

- Mikel LETURIA, Elias. DAOUK, Lina CAYLA (UTC)  
- Cristian TRELEA (AgroParisTech).



INRAE  
AgroParisTech

UMR 0782  
SayFood