



HAL
open science

Electromagnetic field modelling radiation though a lightning subsequent arcing back -approach analysis

Abdelghani Chahmi, Mouhoub Birane

► **To cite this version:**

Abdelghani Chahmi, Mouhoub Birane. Electromagnetic field modelling radiation though a lightning subsequent arcing back -approach analysis. International Conference on Solar Energy and Hybrid Systems (ICSEHS'22, Nov 2022, Laghouat, Algeria. hal-04180792

HAL Id: hal-04180792

<https://hal.science/hal-04180792v1>

Submitted on 13 Aug 2023

HAL is a multi-disciplinary open access archive for the deposit and dissemination of scientific research documents, whether they are published or not. The documents may come from teaching and research institutions in France or abroad, or from public or private research centers.

L'archive ouverte pluridisciplinaire **HAL**, est destinée au dépôt et à la diffusion de documents scientifiques de niveau recherche, publiés ou non, émanant des établissements d'enseignement et de recherche français ou étrangers, des laboratoires publics ou privés.

Electromagnetic field modelling radiation through a lightning subsequent arcing back - approach analysis

Abdelghani Chahmi¹, Mouhoub Birane
¹Electrical Drives Laboratory
 University of Science and Technology
 of Oran, Oran

²Semi-Conductors and Functional
 Materials Laboratory, Amar Telidji
 University of Laghouat
 chahmi.abdelghani@gmail.com

Abstract—several works had been carried out within the electromagnetic field modeling radiation through a lightning subsequent arcing back, the purpose of this paper is to cover a theoretical aspect survey related to the electromagnetic computation. This computation rests upon the current load dispatching and for performing this computation we have been induced to choose the current share starting from the lightning channel planned before hand to that effect a comparative analysis of a miscellaneous engineering models has been carried out, at that effect a comparative analysis of a miscellaneous engineering models has been carried out, at the end of this analysis the (MTL) model has been selected, the obtained outcome strengthened through the experimental process undergone in this respect , has revealed or showed that the analysis approach and the computing(data processing)tools used during their process turned out to be very satisfactory

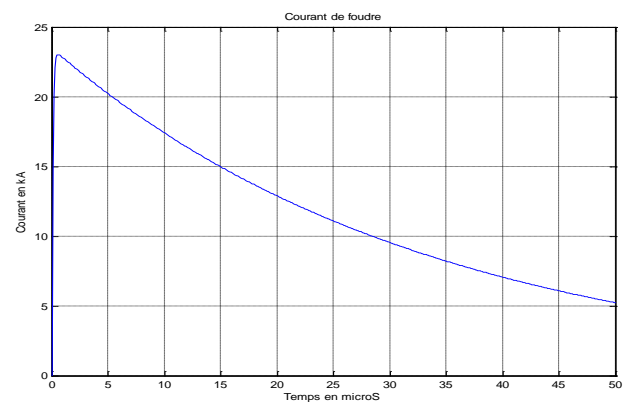
Keywords—*Electromagnetic, Lighting, Vertical electric field, Communication line pattern.*

I. INTRODUCTION (HEADING 1)

Resorting to a digital tool for the CEM problem analysis became an increasing necessity so as one would have on reach a practical results starting from the models on pattern being step up beforehand. The electromagnetic field computation represents in that way on regarded of a great interest, the stake of such surveys is the implementation of the digital tools for the engineer in order to analyze the disturbance as consequence from this fields over electric system, this system are getting more and more vulnerable due to the electromagnetic alters. The lightning is an under tension phenomenon closely linked to the forming of the under tension clouds the stormy clouds there for the lightning is no more than expression or a mere expression of the storm. The two other expressions as dangerous as well, which are precipitation such as (rain, hail) and the wind. The lightning is very violent and short field discharge a kind of huge of a several kilon dashing across the atmospheric space.

II. CUURENT MODELING HAVING ITS STARTING POINT

$$\text{Bi exponentiel : } i(t) = I \left[\exp\left(-\frac{t}{T_1}\right) - \exp\left(-\frac{t}{T_2}\right) \right]$$

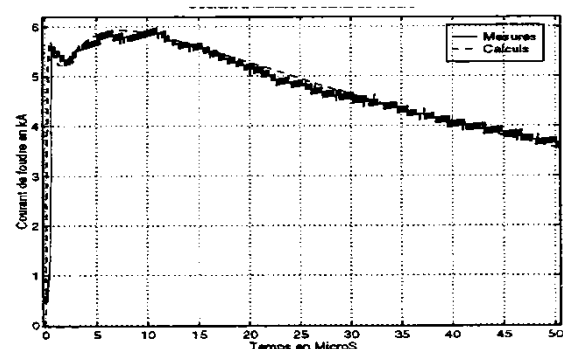


III. CURRENT MODELLING HAVING ITS STARTING POINT FROM THE LIGHTNING CHANNEL

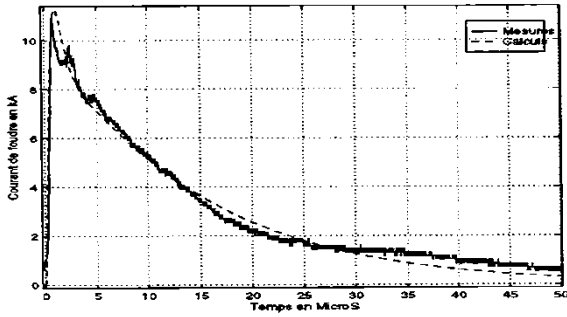
$$I(0, t) = i_1(t) + i_2(t)$$

$$i_1(t) = \frac{I_1}{\eta_1} \cdot \frac{(t / \tau_1)^{n_1}}{1 + (t / \tau_{11})^{n_1}} \exp(t / \tau_{12})$$

	I1	τ_{11}	τ_{12}	n1	I2	τ_{21}	τ_{22}	n2
Cas1	5.20 kA	0.2 μ S	1.2 μ S	2	5.55 kA	1.9 μ S	75 μ S	2
Cas2	10.5 kA	0.6 μ S	0.9 μ S	2	7 kA	1.4 μ S	14 μ S	2



Cas 2 (12089504.A2):



A. THE CURRENT LOAD DISPATCHING MODELING OF THE LIGHTNING CURRENT IN THE CHANNEL

Model MTL (modified transmission line) :

$$\begin{aligned} \text{Si } zc < v \cdot t & \quad i(zc, t) = \exp(\lambda/zc) \cdot i(0, t-zc/v) \\ \text{Si } zc < v \cdot t & \quad i(zc, t) = 0 \\ \text{Si } zc > H & \quad i(zc, t) = 0 \end{aligned}$$

Géométrie of problem:

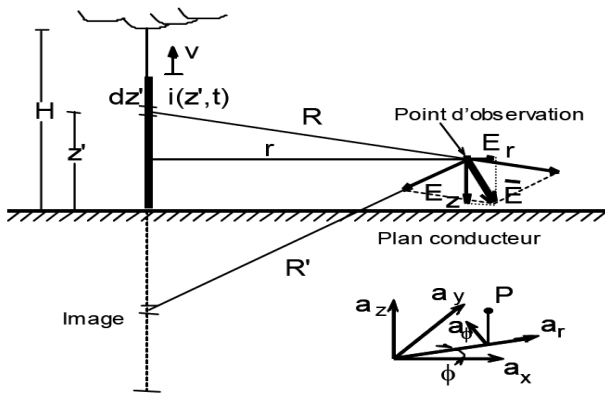


Fig.1 Lightning channel based current with the following parameter

Table 2

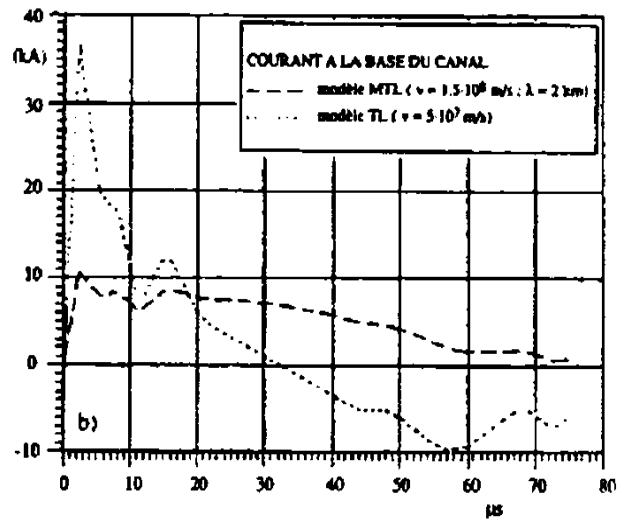
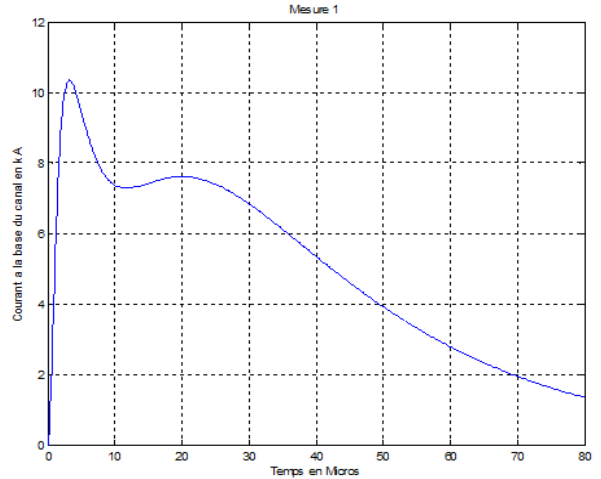
I1	τ11	τ12	n1	I2	τ21	τ22	n2
10,5kA	2	4,8μs	2	9 kA	20μs	26μ	2

As for the vertical under tension field EZ;

$$E_{Zel}(r, z, t) = \frac{1}{4\pi\epsilon_0} \int_{-H}^H \frac{2(z-z_c)^2 - r^2}{R^5} \int_0^t i(z_c, \tau - R/c) d\tau dz_c$$

$$E_{Zind}(r, z, t) = \frac{1}{4\pi\epsilon_0} \int_{-H}^H \frac{2(z-z_c)^2 - r^2}{cR^4} i(z_c, t-R/c) dz_c$$

$$E_{Zray}(r, z, t) = \frac{1}{4\pi\epsilon_0} \int_{-H}^H \frac{r^2}{c^2 R^3} \cdot \frac{\partial}{\partial t} i(z_c, \tau - R/c) dz_c$$



Comparing the both result shows a perfect agreement which, probate strongly the theoretical approach adopted by the channel based current.

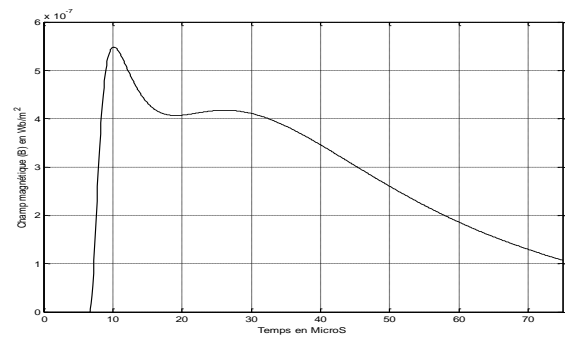


Fig. 4 the typical electric protections in a PV module

whether or not your equation should be typed using either the Times New Roman or the Symbol font (please no other font).

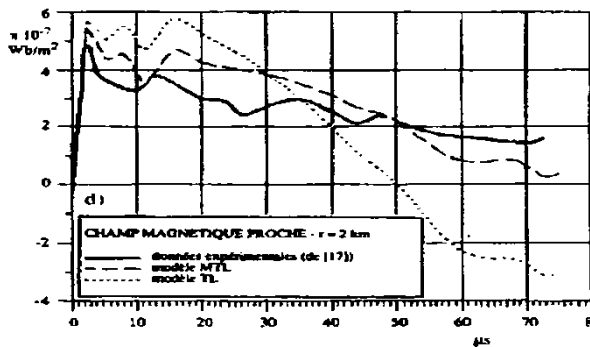


Fig.5 Expérimental curb

Azimuthal magnetic field 2km away from the impact point.

I1	τ11	τ12	n1	I2	τ21	τ22	n2
19,5kA	1μs	2μs	2	12 kA	8μs	30μ	2

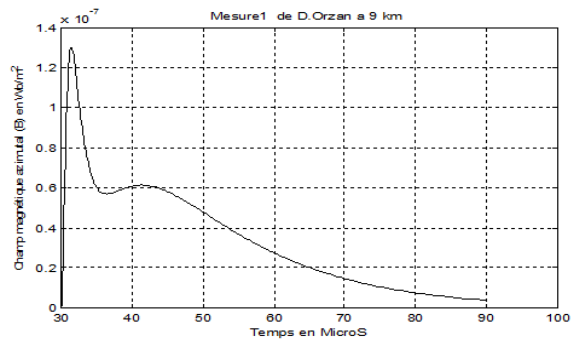


Fig.10 Curb got through a simulation

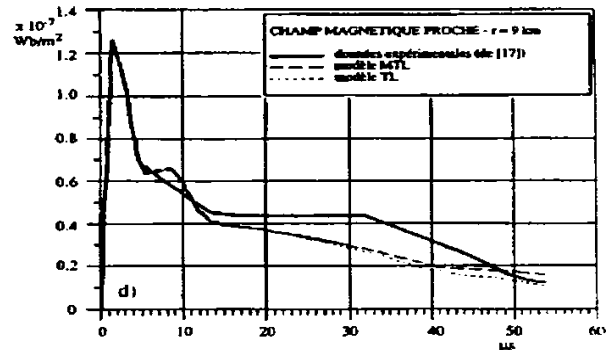


Fig.11 Experimental curb

The azimuthal magnet field 9 Km away from the impact point

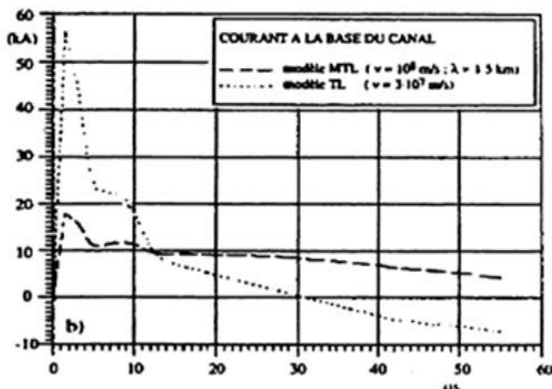
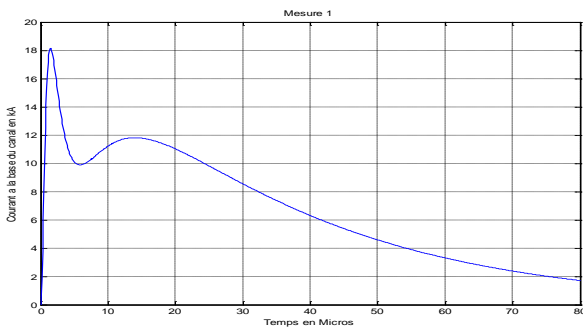


Fig.9 Experimental curb

As compared, these both results reveals a perfect agreement which leads directly to the authentication of the theoretical approach taken up by the channel based current in the following diagrams we represent respectively the speed of the computed azimuthal magnet field and being measured away from the impact point equalling batch result show a perfect agreement especially what matters the first peak.

CONCLUSION

The parameters have been used throughout the simulations, these are listed below. The conclusion to the paper, we have studied the radiated electromagnetic field calculation through a stroke of a lighting arcing back phase, has been carried out successfully, the implementation of the process data computing of this calculation had been archived thanks to a simulated program ender MATLAB background which provides an inducing friendly senses access to the user, as for the obtained results could encourage to consider the overvoltage calculation resulting from that process through an electromagnetic coupling in the energy converged line

REFERENCES

- [1] B.Ghemri, "Communication ligne electromagnetic field coupling survey and analysis" Master Thesis Degree. University of sciences and technology USTO-MB Oran, Algeria 2004.
- [2] B.Nedjadi "A radiated electromagnetic field effect survey through a lighting stroke over a buried cable " Master Thesis, University of sciences and technology USTO-MB Oran, Algeria 2005.
- [3] Z. Azzouz, S. Tabbal, S. Maya "The electromagnetic compatibility a basic concept, , 2002.
- [4] Chaaban, M. Amer. "adaptive photovoltaic configurations for d a basic concept "(2011). architectural engineering -dissertations and student research. paper 10.
- [5] B. Burger et al., Extreme High Efficiency PV-Power Converters. European conference EPE'09 (2009) pp. 1-13.

- [6] Rashid MH. Power electronics handbook. San Diego, CA: Academic Press; 2007.
- [7] Dunlop JP, National Joint Apprenticeship and Training Committee for the Electrical Industry. Photovoltaic systems. Orland Park, Ill.: American Technical Publishers, Inc.; 2010.
- [8] Tiwari GN, Dubey S. Fundamentals of photovoltaic modules and their applications. Cambridge: Royal Society of Chemistry; 2010. energy systems". International Conférence on Renewable Energy ICRE 2012 15/16 avril 2012 - Université A. Mira - Bejaia.