



**HAL**  
open science

## **Rooting ability and early growth performance of Supa (Sindora supa Merr.) stem cuttings at varied indolebutyric acid concentrations**

Ruby T Anne, Shierel F Vallesteros, Cecille C Diamante

### ► **To cite this version:**

Ruby T Anne, Shierel F Vallesteros, Cecille C Diamante. Rooting ability and early growth performance of Supa (*Sindora supa* Merr.) stem cuttings at varied indolebutyric acid concentrations. *International Journal of Biosciences*, 2023, 22 (5), pp.81-87. <hal-04177915v2>

**HAL Id: hal-04177915**

**<https://hal.science/hal-04177915v2>**

Submitted on 24 Dec 2024

**HAL** is a multi-disciplinary open access archive for the deposit and dissemination of scientific research documents, whether they are published or not. The documents may come from teaching and research institutions in France or abroad, or from public or private research centers.

L'archive ouverte pluridisciplinaire **HAL**, est destinée au dépôt et à la diffusion de documents scientifiques de niveau recherche, publiés ou non, émanant des établissements d'enseignement et de recherche français ou étrangers, des laboratoires publics ou privés.



Distributed under a Creative Commons CC BY 4.0 - Attribution - International License



## Rooting ability and early growth performance of Supa (*Sindora supa* Merr.) stem cuttings at varied indolebutyric acid concentrations

Ruby Anne T. Antonio<sup>1</sup>, Shierel F. Vallesteros<sup>\*1</sup>, Cecille C. Diamante<sup>2</sup>

<sup>1</sup>College of Forestry Nueva Vizcaya State University, Bayombong Bayombong, Nueva Vizcaya Philippines

<sup>2</sup>College of Forestry and Environmental Studies, Western Mindanao State University, Zamboanga City, Philippines

**Key words:** Completely randomized design, Indolebutyric acid (IBA), Supa (*Sindora supa* Merr.), Stem cuttings

<http://dx.doi.org/10.12692/ijb/22.5.81-87>

Article published on May 06, 2023

### Abstract

The study evaluated the rooting ability and early growth performance of Supa (*Sindora supa* Merr.) stem cuttings at varied indolebutyric acid (IBA) concentrations. The stem cuttings were planted in a polyethylene bag and were monitored inside the closed chamber for 45 days. The study used a completely randomized design (CRD) with five treatments (250ppm, 500ppm, 750ppm, and, 1000ppm) that were replicated four times. The result of the study shows that there were significant differences among treatment mean in percent shooting, percent rooting and number of adventitious roots, percent callusing, and number of leaves. Among the various IBA concentrations applied, 750ppm got the highest result in terms of percent shooting, percent rooting, length of shoots, length of adventitious roots, number of leaves, and the percent callusing. In contrast, the survival percentage of T5 (1000ppm) got the highest rate compared with other treatments. Therefore, 750ppm is highly recommended for the rooting ability of Supa (*Sindora supa* Merr.) stem cuttings.

\* **Corresponding Author:** Shierel F. Vallesteros ✉ [sfvallesteros@gmail.com](mailto:sfvallesteros@gmail.com)

## Introduction

Supa (*Sindora supa* Merr.), is a tree that is native to the Philippines and belongs to the Fabaceae family. It is found in limestone ridges and low to medium-altitude forests in the provinces of Quezon, Nueva Ecija, Camarines, and Albay in Luzon, as well as Mindoro (Energy Development Corporation, 2019).

The wood is used in the region for high-end flooring, musical instruments, interior construction, veneer, and decorative paneling, while the wood oil is utilized as lamp oil to make varnishes, paints, transparency paper, and to cure skin problems (ERDB, 2018). Germination of Supa is generally delayed due to the woody hard-coated seeds (PROSEA Timbers, 2017).

The *S. supa* is considered a "vulnerable species" on the Red List of Threatened Species (IUCN, 2022) and (DENR, 2017). The *S. supa* can only be found in the Philippines (Stuart, 2019). In view of this, one way to speed up the rooting process of cuttings is to use plant growth regulators such as synthetic auxins, which speed up root development and result in more uniform and vigorous roots, also, speeding up the seedling formation process (Pizzatto *et al.*, 2011). Generally, plants respond to stimuli gradually until they reach an acceptable level of auxin, at which point, depending on the circumstance, the increase in concentration becomes inhibiting or even phytotoxic (Pop *et al.*, 2011). Thus, the purpose of this study was to evaluate the rooting ability and early growth performance of *S. supa* stem cuttings at various indolebutyric acid concentrations.

## Materials and methods

The experiment was conducted in Bayombong, Nueva Vizcaya. The humidity is 69 percent, and the temperature is about 27°C. The rooting and early growth performance was observed for 45 days from May 2022 to June 2022. The completely randomized design (CRD) was utilized with five treatments and replicated four times. There were 8 stem cuttings planted in each experimental unit and for each treatment, there were 40 stem cuttings, a total of 160 cuttings in 20 experimental units.

## Treatments used

The cuttings of *S. supa* were treated with varied IBA concentrations (T1-Control, T2-250ppm, T3-500ppm, T4-750ppm, and T5-1000ppm). The detailed descriptions of each treatment were stated in Table 1 below:

**Table 1.** Treatment and descriptions.

Treatments	Description
T1 Control	The stem cuttings were soaked in distilled water for 1 hour before planting it in the polyethylene bag and place inside a closed chamber.
T2 250ppm IBA concentration	The stem cuttings were soaked in 250ppm IBA concentration for 1 hour before planting in the polyethylene bag and placed inside a closed chamber.
T3 500ppm IBA concentration	The stem cuttings were soaked in 500ppm IBA concentration for 1 hour before planting in the polyethylene bag and placed inside a closed chamber.
T4 750ppm IBA concentration	The stem cuttings were soaked in 750ppm IBA concentration for 1 hour before planting in the polyethylene bag and placed inside a closed chamber.
T5 1000ppm IBA concentration	The stem cuttings were soaked in 1000ppm IBA concentration for 1 hour before planting in the polyethylene bag and placed inside a closed chamber.

## Layout plan of the study

1	2	3	4	5
T5R1	T1R1	T4R1	T4R3	T1R2
6	7	8	9	10
T1R3	T3R3	T2R2	T2R3	T5R2
11	12	13	14	15
T2R4	T5R4	T4R4	T5R3	T1R4
16	17	18	19	20
T4R2	T3R2	T2R1	T3R4	T3R1

**Fig. 1.** Layout plan using completely randomized design (CRD).

Legend:

T1- Control (Distilled water)  
 T2- 250ppm IBA concentration  
 T3- 500ppm IBA concentration  
 T4- 750ppm IBA concentration  
 T5-1000ppm IBA concentration

*Preparation of soil media*

The soil media used includes sandy soil, garden soil, and loam soil with a ratio of 1:1:1/2. To ensure that the prepared soil medium was sterile, the soil was sun-dried for twelve hours.

*Rooting hormone preparation*

In a volumetric flask with a capacity of 1000 ml, two (2) grams of the IBA powder were dissolved in 5 ml of NaOH, and then these two components were completely mixed with the addition of one (1) liter of distilled water Quinan J. (2019). After careful preparation of *S. supa* stem cuttings, at least 1.0cm of the basal portion of each bundled cuttings were soaked for an hour in the various rooting concentrations, except for the control, which was soaked in distilled water.

*Preparation of stem cuttings*

Two node cuttings were taken from the apical shoot of *S. supa* of one and two-month-old seedlings early in the morning to minimize loss of moisture through

transpiration. The homogenous cuttings of *S. supa* were placed in a bucket of tap water to prevent desiccation and dust accumulation. The leaves were trimmed vertically in half to minimize excessive transpiration and facilitate their insertion into the rooting medium. The cuttings were treated with a fungicide for approximately an hour in order to avoid the formation of bacteria and fungi.

*Data Collection*

The following parameters were measured; the number of shootings, length of shoots, number of adventitious roots, length of adventitious roots, number of calluses, number of leaves, and survival. The Shoots, roots, leaves, and callus were counted in individual cuttings. The length of the shoots was measured from base to tip of the shoot using a ruler in centimeters while the length of the roots was measured from the point of origin up to the tip of the roots. In the number of survivors, only those stem cuttings which have roots and shoots were considered survivors. The following formulas were used:

$$\text{Percent Shooting} = \frac{\text{Number of stem cuttings with shoots}}{\text{Total number of stem cuttings planted}} \times 100$$

$$\text{Percent Rooting} = \frac{\text{Number of stem cuttings with roots}}{\text{Total number of stem cuttings planted}} \times 100$$

$$\text{Percent Survival} = \frac{\text{Number of stem cuttings with roots and shoots}}{\text{Total number of stem cuttings planted}} \times 100$$

$$\text{Percent Callusing} = \frac{\text{Number of stem cuttings with callus}}{\text{Total number of stem cuttings planted}} \times 100$$

*Data analysis*

The STAR software was used to test the significant differences in rooting ability and early growth performance of *S. supa* under various IBA concentrations. Furthermore, the least significant difference (LSD) test was also used to further analyze the mean of statistically significant parameters.

**Results and discussion***Percent survival*

The result of the study reveals that T5 (1000ppm) got the highest survival of 40.63% followed by T2

(250ppm) which can be compared to the study conducted by An *et al.*, 2018 in guava that the IBA concentration of 250ppm treated cuttings had a survival rate of 40.58%.

This may be because the plant produced more shoots, roots, and leaves per cutting since it directed the majority of its assimilation to the leaf buds, which are also one of the sites where natural auxins are produced in addition to being crucial for photosynthesis and respiration (Wahab *et al.*, 2001).

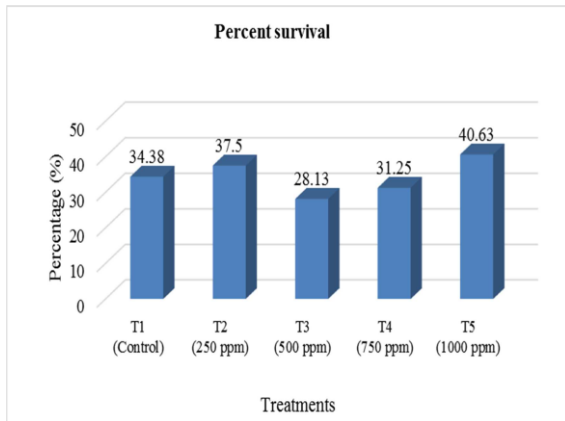


Fig. 2. Percent survival of *Sindora supa* Merr.

Percent shooting

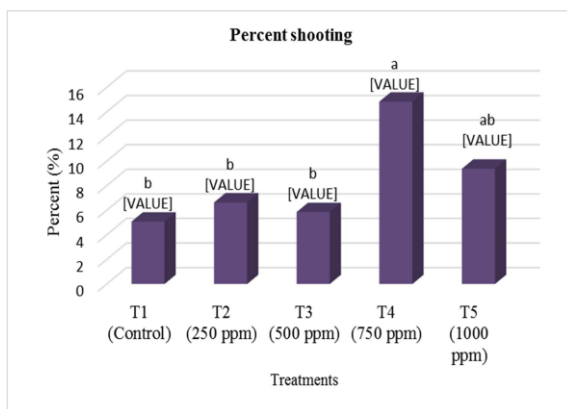


Fig. 3. Percent shooting of *Sindora supa* Merr.

In terms of shooting percentage, T4 (750ppm) showed the highest response with 14.84%, followed by T5 (1000ppm) at 9.38%, T2 (250ppm) at 6.64%, T3 (500ppm) at 5.86%, and T1 (control) with the lowest shooting percentage. In comparison to the control treatment, IBA concentrations led to a noticeably higher shooting percentage. As a result, auxins have been found to promote the growth of roots and shoots in several plant species (Wu *et al.*, 2007). There is a mean significant difference, as shown by the least significant difference (LSD) test, and the treatment with the highest mean significant difference is T4 (750ppm).

Percent rooting

The concentration of IBA has the largest proportion of rooted cuttings at 750 parts per million (T4) and 1000 parts per million (T5). The result indicates that rooting ability is increasing as the IBA concentration increases, hence, IBA concentration can promote root

development. According to the findings on *Cedrus deodara* (Nandi *et al.*, 2002) and *Ginkgo biloba* (Pandey, 2011), the results indicated that IBA was more efficient for inducing root formation in stem cuttings. According to Rahman *et al.* (2002), auxin's effect on rooting may be explained by its role in promoting cell division in the vascular cambium, which results in the production of root primordial cells.

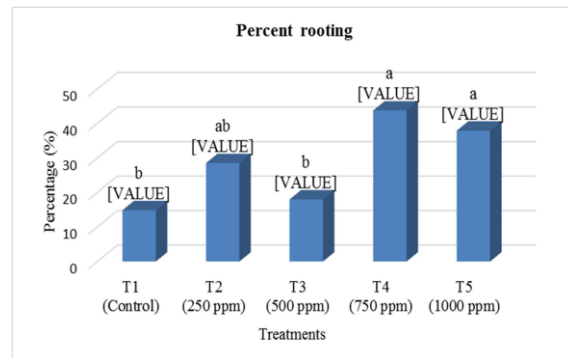


Fig. 4. Percent rooting of *Sindora supa* Merr.

The high percentage of rooting in T4 (750ppm) is inconsistent with the study conducted by An *et al.*, 2018 that the application of IBA had an inhibiting impact on the root percentage in hardwood cuttings, and the greatest value possible was attained at 1000ppm. Overall, the ability to apply IBA in stem cutting can produce more roots than in control. The study supported by Aziz, 2020 that compared the effects of various concentrations of IBA on hardwood cuttings of black mulberry with those of control cuttings revealed that IBA concentrations were more efficient for rooting black mulberry hardwood cuttings than controlled cuttings.

Length of shoots

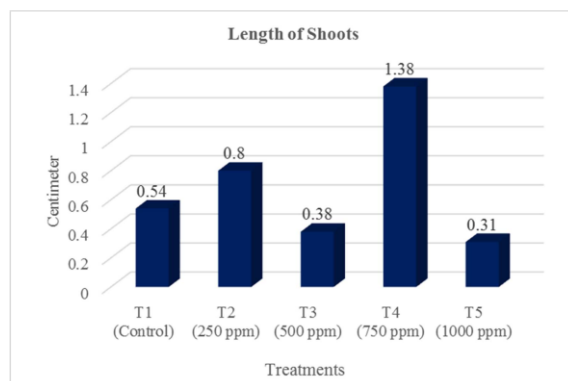


Fig. 5. Length of shoots of *Sindora supa* Merr.

T4 (750ppm) exhibits the longest shoot length among the treatments at 1.38cm, followed by T2 (250ppm) at 0.8cm, T1 (control) at 0.54cm, T3 (500ppm), and T5 (1000ppm) at 0.38cm and 0.31cm, respectively. The result can be compared to the findings of Benabise *et al.* (2021) stated that the different concentrations of IBA did not affect the length of shoots generated by cuttings, however, cuttings treated with 2000ppm of IBA (14.75mm) and 1000ppm IBA (12.52mm) were the shortest, with 500ppm IBA producing the longest shoots (8.81mm).

Length of adventitious root

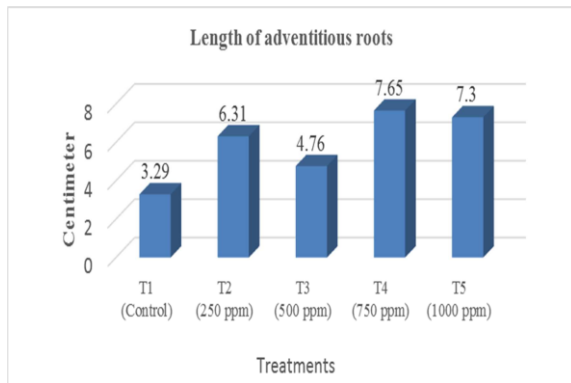


Fig. 6. Length of roots of *Sindora supa* Merr.

The length of roots was longest in T4 (750ppm) followed by T5 (1000ppm) compared to lower IBA concentrations. The finding was comparable to the study of An *et al.* (2018), which revealed that applying IBA considerably enhanced the average number of roots per cutting, but that IBA treatments had no appreciable impact on the average root length in hardwood cuttings. According to these findings, exogenous IBA can encourage the development of adventitious roots without changing their typical lengths.

Number of adventitious roots

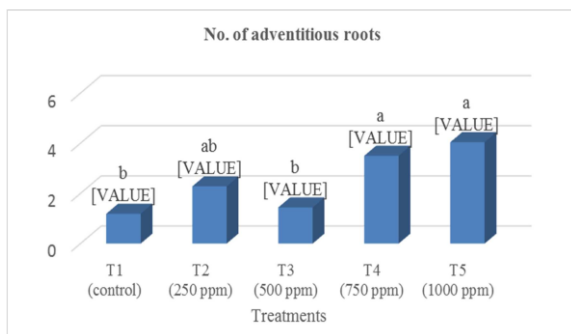


Fig. 7. A number of adventitious roots of *Sindora supa* Merr.

Based on the result of the study, there are more adventitious roots sprouted in T5 (1000ppm) with 4.04 and T4 (750ppm) with 3.5 roots compared to lower IBA concentrations (500ppm, 250ppm and control treatment). This might be due to the action of IBA, which would have resulted in the hydrolysis and transport of carbohydrates and nitrogenous substances at the cellular level near the base of cuttings, hence accelerating cell elongation and cell division under favorable climatic conditions (Rajamanickam *et al.*, 2021).

Percent Callusing

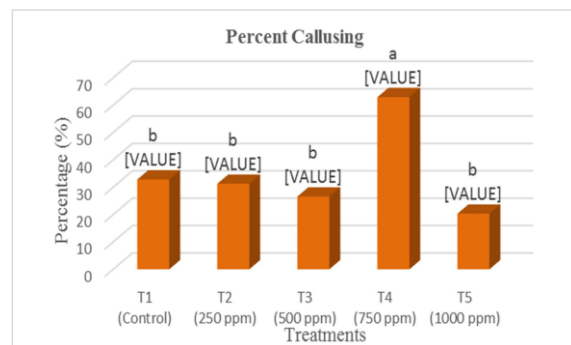


Fig 8. Percent callusing of *Sindora supa* Merr.

The result of this study showed the effect of IBA concentrations on *Sindora supa* Merr. were effective on callus formation in all treatments. This is supported by research by Kordzadeh *et al.*, 2021, which found that auxin and H<sub>2</sub>O<sub>2</sub> treatments had a positive impact on the callus development and rooting of cuttings of *Prunus amygdalus X Prunus persica*. As a result, the internal auxin level is essential in callus formation and cutting roots in diverse plants.

Number of leaves

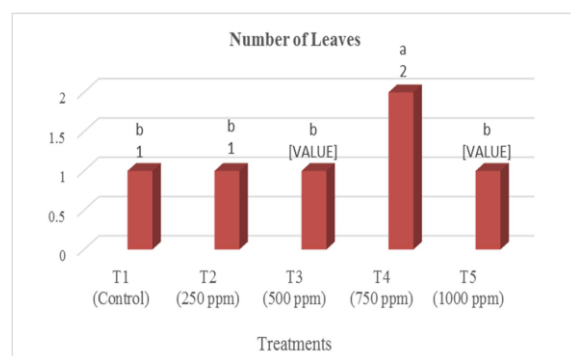


Fig 9. Number of leaves of *Sindora supa* Merr.

While all of the other treatments had the same number of leaves, the number of leaves considerably varies in the T4 (750ppm). There were a greater number of leaves in T4 (750ppm) because of the increased number of roots and shoots in T4 (750ppm). The use of IBA may have contributed in some respect to the increase in the number of leaves per cutting (EurekaMag. 2002). The result shows that T4 (750ppm) differs among treatments.

**Table 2.** Summary of Analysis of Variance for Supa (*Sindora supa* Merr.).

Parameters	p-value at 5%	Interpretation
Percent Survival	0.77	Not Significant
Percent shooting	0.02*	Significant
Percent rooting	0.00*	Significant
Length of shoots	0.09	Not Significant
Length of adventitious roots	0.10	Not Significant
Number of adventitious roots	0.00*	Significant
Percent callusing	0.00*	Significant
Number of leaves	0.00*	Significant

\* Significant at 5%

The analysis of variance indicated that percent rooting, number of adventitious roots, percent callusing and number of leaves in *S. supa* differed substantially across treatments since the p-value was less than the 0.05 level of significance while percent survival, length of shoots, and length of adventitious roots didn't detect any significant differences among treatment means since the p-value was greater than 5% level of significance.

### Conclusion and recommendation

The investigation findings lead the researchers to conclude that various concentrations of IBA had a substantial impact on the rooting ability and early growth of *S. supa* stem cuttings. In the current investigation, IBA concentrations of 750ppm exhibited the highest result in terms of percent shooting, percent rooting, length of shoots, length of adventitious roots, number of leaves, and percent callusing. Therefore, it is highly recommended that 750ppm be used as rooting hormones for *S. supa*.

### References

- An H, Meng J, Xu F, Jiang S, Wang X, Shi C, Zhang X.** 2018. Rooting ability of hardwood cuttings in highbush blueberry (*Vaccinium corymbosum* L.) using different indole-butyric acid concentrations. Hort Science **54(2)**, 194-199. doi:10.21273/hortsci13691-18
- Aziz RR, Mohammed AA, Ahmad FK, Ali AJ.** 2020. Effect of IBA concentration and water soaking on rooting hardwood cuttings of black mulberry (*Morus nigra* L.). Journal of Zankoy Sulaimani - Part A **22(1)**, 153-158. doi:10.17656/jzs.10781
- Benabise E.** 2021. Response of 'Bignay' [*Antidesma bunius* (Linn.) spreng] to cutting origins, IBA and BioGroe treatments. Retrieved July 6, 2022, from [https://www.academia.edu/52380334/Response\\_of\\_Bignay\\_Antidesma\\_bunius\\_Linn\\_Spreng\\_to\\_cutting\\_origins\\_IBA\\_and\\_BioGroe\\_treatments](https://www.academia.edu/52380334/Response_of_Bignay_Antidesma_bunius_Linn_Spreng_to_cutting_origins_IBA_and_BioGroe_treatments)
- DENR.** 2017. DENR Administrative Order2017-11. Updated national list of threatened Philippine plants and categories.
- EDC.** 2019. *Sindora Supa*: IUCN Red List of Threatened Species. <https://doi.org/10.2305/iucn.uk.2020-1.rlts.t32809a67803839.en>
- ERDB.** 2018. Threatened Philippine Forest Tree Species **Vol. 30 No.3**. Research Information Series on Ecosystem ERDB, College 4031, Laguna. Retrieved April 18,2022
- EurekaMag.** 2002. Influence of wood maturity and auxins on the regeneration of bougainvillea cuttings. Retrieved April 25, 2023, from <https://eurekamag.com/research/003/816/003816426.php>
- Kordzadeh S, Sarikhani H.** 2021. Effect of different concentrations of indole butyric acid, putrescine and hydrogen peroxide on stem cuttings of the rootstock gf677 (*Prunus Amygdalus* × *Prunus Persica*) according to the cutting season. Retrieved July 7, 2022, from <https://doi.org/10.15446/rfnam.v74n2.92414>

- Nandi SK, Tamta S, Palni LMS.** 2002. Adventitious root formation in young shoots of *Cedrus deodara*. *Biologia Plantarum* **45(3)**, 473-476. DOI: 10.1023/a:1016298524177.
- Pandey S, Tamta D, Giri D.** 2011. "Role of auxin on adventitious root formation and subsequent growth of cutting raised plantlets of *Ginkgo biloba* L.," *International Journal of Biodiversity and Conservation* **3(4)**, 142-146.
- Pizzatto M, Wagner A Jr, Luckmann D, Pirola K, Cassol DA, Mazaro SM.** 2011. Influência do uso de AIB, época de coleta e tamanho de estaca na propagação vegetativa de hibisco por estaquia. *Revista Ceres* **58(4)**, 487-492. <http://dx.doi.org/10.1590/S0034-737X2011000400013>.
- Pop TI, Pamfil D, Bellini C.** 2011. Auxin Control in the Formation of Adventitious Roots. *Notulae Botanicae Horti Agrobotanici Cluj-Napoca* **39(1)**, 307-316. <https://doi.org/10.15835/nbha3916101>
- PROSEA Timber.** 2017. Plant Use English, Retrieved 06:35, April 18,2021 from [https://uses.plantnetproject.org/e/index.php?title=Sindora\\_\(PROSEA\\_Exudates\)&oldid=214423](https://uses.plantnetproject.org/e/index.php?title=Sindora_(PROSEA_Exudates)&oldid=214423)
- Quinan J.** 2019. Effects of Indole Butyric Acid (IBA) On the Growth Performance of Bignay (*Antidesma bunius* Linn. Spreng) cuttings from Selected Seedlings.
- Rahman N, Azmat A, Ghumlam N, Zafar A.** 2002. Root initiation in hardwood cutting of olive cultivar Corantina using different concentration of IBA. *Asian J. Pl. Sci* **5**, 563-564.
- Rajamanickam C, Beulah A, Ravindran C.** 2021. Effect of IBA on shoot and root production of guava (*Psidium guajava* L.) through softwood cuttings CV. Lucknow-49. *Journal of Pharmacognosy and Phytochemistry* **10(2)**, 1198-1200. DOI: 10.22271/phyto.2021.v10.i2p.13973
- Stuart GU.** 2019. Retrieved July 5, 2022, from <http://www.stuartxchange.org/Supa.html>
- Wahab F, GN, NA, MS.** 2001. Rooting response of semi-hardwood cuttings of guava (*Psidium guajava* L.) to various concentrations of different auxins. *Journal of Biological Sciences* **1(4)**, 184-187. DOI: 10.3923/jbs.2001.184.187
- Wu HC, Du Toit ES, Reinhardt CF.** 2007. Micrografting of *Protea cynaroides*. *Plant Cell, Tissue and Organ Culture* **89(1)**, 23-28. DOI: 10.1007 /s11240-007-9208-5