



**HAL**  
open science

## Hydrogenation of Carboxylic Esters Catalyzed by Phosphine-Free Bis-N-heterocyclic Carbene Manganese Complexes

Karim Azouzi, Lucie Pedussaut, Romane Pointis, Anna Bonfiglio, Riddhi Kumari Riddhi, Carine Duhayon, Stéphanie Bastin, Jean-Baptiste Sortais

### ► To cite this version:

Karim Azouzi, Lucie Pedussaut, Romane Pointis, Anna Bonfiglio, Riddhi Kumari Riddhi, et al.. Hydrogenation of Carboxylic Esters Catalyzed by Phosphine-Free Bis-N-heterocyclic Carbene Manganese Complexes. *Organometallics*, 2023, 42 (14), pp.1832-1838. <10.1021/acs.organomet.3c00137>. <hal-04174553>

**HAL Id: hal-04174553**

**<https://hal.science/hal-04174553v1>**

Submitted on 1 Aug 2023

HAL is a multi-disciplinary open access archive for the deposit and dissemination of scientific research documents, whether they are published or not. The documents may come from teaching and research institutions in France or abroad, or from public or private research centers.

L'archive ouverte pluridisciplinaire HAL, est destinée au dépôt et à la diffusion de documents scientifiques de niveau recherche, publiés ou non, émanant des établissements d'enseignement et de recherche français ou étrangers, des laboratoires publics ou privés.



HAL Authorization

# Hydrogenation of carboxylic esters catalyzed by phosphine-free bis-N-heterocyclic carbene manganese complexes

Karim Azouzi,<sup>a§</sup> Lucie Pedussaut,<sup>a§</sup> Romane Pointis,<sup>a</sup> Anna Bonfiglio,<sup>a</sup> Riddhi Kumari Riddhi,<sup>a</sup> Carine Duhayon,<sup>a</sup> Stéphanie Bastin<sup>a\*</sup> and Jean-Baptiste Sortais<sup>a,b\*</sup>

<sup>a</sup> LCC-CNRS, Université de Toulouse, CNRS, UPS, 205 route de Narbonne, 31077 Toulouse Cedex 4, France

<sup>b</sup> Institut Universitaire de France, 1 rue Descartes, 75231 Paris Cedex 5, France

**ABSTRACT:** As an earth-abundant transition metal, manganese is now recognized as a good candidate for the development of catalysts for reduction-type reactions. It is often associated with a non-innocent tridentate ligand, featuring an acidic NH moiety. We report here that a simple bidentate and phosphine-free bis-N-heterocyclic ligand associated with manganese in [Mn(bis-NHC<sup>Mes</sup>)(CO)<sub>3</sub>Br] complex could catalyze the hydrogenation of carboxylic esters in the presence of KBHET<sub>3</sub> as an activator at 100-120 °C under 50 bar of H<sub>2</sub> at 1 mol% catalyst loading in 2-Me-THF.

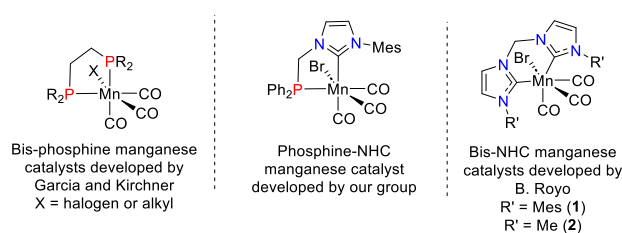
## INTRODUCTION

The development of earth-abundant-based catalysts is drawing an increasing attention since the beginning of the 21st century in the general context of the global awareness of the end of the abundance of non-renewable resources. Precious transition metals are essential raw materials that are part of these non-renewable resources. Their prices are subject to market volatility and their availability is highly dependent on geopolitical constraints.<sup>1</sup> As a consequence, it is preferable to develop catalysts based on abundant 3d metals. Manganese, which is the third most abundant transition metal in the earth's crust, is a good candidate, as is iron, for the development of catalysts.<sup>2</sup>

In the field of reduction reactions,<sup>3</sup> within a few years, since the first example from Beller's group for the hydrogenation of nitriles, ketones and aldehydes in 2016,<sup>4</sup> an increasing number of manganese-based catalysts have been developed,<sup>5</sup> including several from our group.<sup>6</sup> In particular, Garcia and Kirchner developed manganese catalysts based on bidentate phosphines (Chart 1, left) for the hydrogenation of nitriles,<sup>7</sup> carbon dioxide,<sup>8</sup> ketones,<sup>9</sup> alkenes,<sup>10</sup> alkynes,<sup>11</sup> for transfer hydrogenation and hydration of nitriles.<sup>12</sup> The Mn-alkyl derivatives of the aforementioned catalyst were also applied with success in hydroboration and hydrosilylation reactions.<sup>13</sup> In parallel, we have developed a new family of manganese catalysts for hydrogenation of ketones featuring a mixed phosphine-NHC ligand, [Mn(P-NHC)(CO)<sub>3</sub>Br] (Chart 1, middle).<sup>14</sup> The stoichiometric activation of H<sub>2</sub> was shown to proceed through the deprotonation of the methylene bridge with a non-conventional phosphine ylide intermediate. In the course of H<sub>2</sub> activation, the three carbonyl ligands remained coordinated to the metal centre, which contrasts with the active species relying on unsaturated dicarbonyl 16 electrons complex [Mn(P)(CO)<sub>2</sub>H] in the case of bidentate phosphines. Even though

the exact mechanism for the hydrogenation has not yet been fully rationalized, we assumed that the presence of the phosphine moiety was thus mandatory to obtain an active catalyst in hydrogenation due to the acidity of protons in alpha to the phosphorus atom.

## Chart 1: Manganese complexes with bidentate ligands



Based on structural analogy from bisphosphine to NHC-phosphine complexes, we thus were curious to explore the potential of bis-NHC manganese complexes in hydrogenation. Besides, NHC-Mn complexes are less common than phosphine ones in catalysis.<sup>15</sup> We selected [Mn(bis-NHC<sup>Mes</sup>)(CO)<sub>3</sub>Br] **1** and [Mn(bis-NHC<sup>Me</sup>)(CO)<sub>3</sub>Br] **2** (Chart 1, right) which were first reported by Royo for the reduction of CO<sub>2</sub><sup>16</sup> and applied in hydrosilylation reactions for the reduction of ketones,<sup>17</sup> sulfoxides<sup>18</sup> and, most interestingly, esters into alcohols in the presence of an inexpensive silane (PMHS).<sup>19</sup> It is also worth noting that Ke applied the same catalysts in hydrogen borrowing reactions for the alkylation of anilines<sup>20</sup> and alcohols,<sup>21</sup> and Kundu in the transformation of  $\alpha,\beta$ -unsaturated ketones to  $\alpha$ -methylated ketones using methanol.<sup>22</sup>

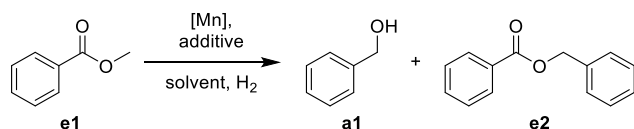
While the hydrogenation of carbonyl derivatives with manganese complexes is now well established, there are only a few catalysts that are capable of reducing carboxylic

esters, which represent an important class of reducible functional groups. The catalysts developed to date are mostly based on tridentate ligands,<sup>23</sup> with one exception.<sup>24</sup> In all cases, the catalysts are featuring an acidic “NH” moiety. We report herein that air-stable phosphine-free, and “NH” free bis-NHC manganese complexes can be used as efficient catalysts for the hydrogenation of esters upon activation with KBHET<sub>3</sub>.

## RESULTS AND DISCUSSION

Complexes **1** and **2** were prepared according to Royo’s methods.<sup>16-17</sup> They were evaluated in the catalytic hydrogenation of esters using methylbenzoate **e1** as model substrate in reaction conditions previously optimized with the NHC-P manganese complex.<sup>14</sup> In toluene, using KHMDs as base, no conversion was observed (Table 1, entry 1). In alcoholic solvent, in the presence of *t*-BuOK, only products resulting from trans-esterification with the solvent was detected (entries 2-4). Encouraging results were obtained with *t*-BuOK in THF, as benzylbenzoate **e2**, resulting from trans-esterification of starting material **e1** with the desired alcohol **a1**, was detected in 40% yield (entry 5). We have also tested 2-Me-THF as a more sustainable ethereal solvent, which was found to have a beneficial effect on several catalytic reactions implying transition metal-based catalysts.<sup>25</sup> With *t*-BuOK as base, a mixture of alcohol **a1** and ester **e2** was obtained (entry 6). Changing the additive to triethylborohydride had a drastic effect on the activity. Indeed, with NaBHET<sub>3</sub>, the alcohol was formed in 78% yield (entry 7). The effect of the cation was noticeable, as lithium salt led to low conversion (entry 8), while the potassium salt gave almost complete conversion (95%) and a 89% yield of benzyl alcohol (entry 9). Among the different solvent tested, 2-MeTHF is the more suitable for this hydrogenation (entries 9-12). Increasing the catalyst loading from 0.5 to 1 mol% increased the yield in benzylalcohol from 89% to 96% (entries 9 and 13). The impact of temperature and H<sub>2</sub> pressure was also investigated. Lowering the temperature to 80 °C significantly altered the activity of the catalytic system, as only 46% of alcohol was obtained while increasing to 120 °C led to a full conversion of the starting ester into the alcohol **a1** (entries 13-15). The activity of the catalytic system is less impacted by the pressure than by the temperature since at 30 bars of pressure, the alcohol **a1** was obtained in 88% yield against 100% under 50 bars (entries 15-16). A series of control experiments proved that both manganese catalyst and KBHET<sub>3</sub> are required in this transformation (entries 17-18). Complex [Mn(bis-NHC<sup>Me</sup>)(CO)<sub>3</sub>Br] **2** based on less bulky N-methyl imidazol-2-ylidene moieties was found to be less active than **1** (entry 21).

**Table 1: Optimization of the parameters of the hydrogenation of methylbenzoate **e1** catalyzed by manganese complex **1** [a]**



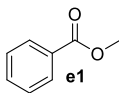
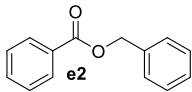
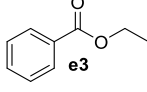
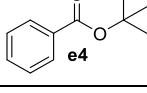
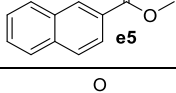
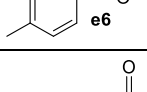
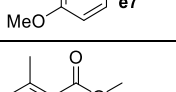
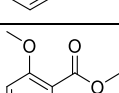
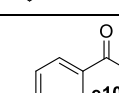
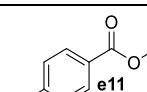

Entry	Additive (%)	Solvent	Temp. (°C)	Yield <sup>[b]</sup>	
				<b>a1</b>	<b>e2</b>
1 <sup>[c]</sup>	KHMDs	Toluene	100	4	0
2	<i>t</i> -BuOK	<i>t</i> -AmOH	100	0	0
3	<i>t</i> -BuOK	EtOH	100	0	0
4	<i>t</i> -BuOK	MeOH	100	1	0
5	<i>t</i> -BuOK	THF	100	7	40
6	<i>t</i> -BuOK	2-Me-THF	100	16	10
7	NaBHET <sub>3</sub>	2-Me-THF	100	78	-
8	LiBHET <sub>3</sub>	2-Me-THF	100	13	2
9	KBHET <sub>3</sub>	2-Me-THF	100	89	6
10	KBHET <sub>3</sub>	CPME	100	71	18
11	KBHET <sub>3</sub>	THF	100	14	7
12	KBHET <sub>3</sub>	Toluene	100	52	18
13 <sup>[d]</sup>	KBHET <sub>3</sub>	2-Me-THF	100	96	-
14 <sup>[d]</sup>	KBHET <sub>3</sub>	2-Me-THF	80	46	16
15 <sup>[d]</sup>	KBHET <sub>3</sub>	2-Me-THF	120	100	-
16 <sup>[d,e]</sup>	KBHET <sub>3</sub>	2-Me-THF	120	88	-
17 <sup>[f]</sup>	KBHET <sub>3</sub>	2-Me-THF	100	1	7
18	-	2-Me-THF	100	0	0
19 <sup>[g]</sup>	KBHET <sub>3</sub>	2-Me-THF	100	25	4
20 <sup>[h]</sup>	KBHET <sub>3</sub>	2-Me-THF	100	50	10
21 <sup>[i]</sup>	KBHET <sub>3</sub>	2-Me-THF	100	31	25

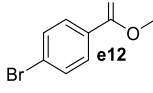
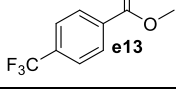
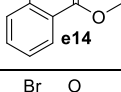
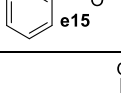
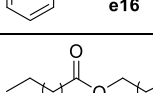
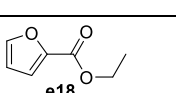
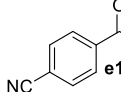
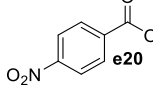
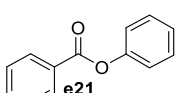
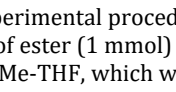
[a] Experimental procedure: an autoclave was loaded, in that order, with a solution of methylbenzoate **e1** (1 mmol) in solvent (1 mL) and a solution of catalyst **1** (0.5 mol%) in solvent (0.5 mL), which was firstly pre-activated with the additive (10 mol%) for 30 min, then the autoclave was immediately pressurized with hydrogen (50 bar) and kept under stirring for 24 h at the indicated temperature. [b] Yield determined by <sup>1</sup>H NMR spectroscopy. [c] KHMDs (2 mol%, 0.5 M in toluene). [d] complex **1** (1 mol%). [e] H<sub>2</sub> (30 bar). [f] no catalyst. [g] KBHET<sub>3</sub> (1 mol%, 1M in THF). [h] 2 h. [i] complex **2** (0.5 mol%).

With the optimized conditions in hand, we then explored the scope of the esters amenable for this hydrogenation. We first investigated the influence of the alkyl group of alkylbenzoate (Table 2, entries 1-4) at 100 °C with 1 mol% catalyst for 24 h (conditions A). An increase of the steric hindrance of these alkyl groups results in a dramatic decrease of the yield going from methyl (**e1**, 96%) to ethyl (**e3**, 62%), benzyl (**e2**, 58%), and tert-butyl (**e4**, 16%). At 120 °C (conditions B), good yields were obtained for **e1-e3**, but with the bulky *t*-Bu group, the conversion remained low (29%). Electron donating groups (entries 5-9) were well tolerated in para or ortho positions, although methyl 2-methoxybenzoate **e9** led to a lower yield, probably due to poisoning of the catalyst by chelation of the 1,3-dioxygenated motif. Halogenated groups did not hamper the reduction, as methyl para-fluoro (**e10**), chloro (**e11**), bromo (**e12**) and, para-trifluoromethyl (**e13**) benzoate as well as ortho-substituted esters (**e14**, **e15**) were reduced in good yields (entries 10-15). Benzylformate (**e16**), aliphatic hexylhexanoate (**e17**)

and ethyl furan-2-carboxylate (**e18**) as a model heterocyclic compound, were also reduced in good yields (entries 16-18). Methyl 4-cyanobenzoate **e19** was reduced in a low yield. Methyl 4-nitrobenzoate **e20** and phenyl benzoate **e21** inhibited the reduction. In the latter two cases, competitive experiments (i.e. reduction of methyl benzoate **e1** in the presence of 1 equiv. of nitrobenzene and phenol respectively), showed that nitro-group and phenol were responsible of the inhibition as no conversion (<5%) of methyl benzoate **e1** was detected in both cases.

**Table 2: Scope of the hydrogenation of carboxylic esters catalyzed by manganese complex **1**<sup>[a]</sup>**

Entry	Substrate	Conditions	Conv. (%)	Yield (%)
1		A	96	96
		B	>98	97 (92)
2		A	58	58
		B	>98	>98 (93)
3		A	63	62
		B	>98	99 (99)
4		A	17	16
		B	29	29
5		B	> 98	100 (99)
6		B	>98	100 (97)
7		C	91	88 (81)
8		B	92	92 (89)
9		C	43	24
10		D	90	88 (80)
11		D	95	95 (92)

12		D	>98	99 (98)
13		E	63	55 (49)
14		E	90	82 (60)
15		D	97	97 (94)
16		F	>98	97 (91)
17		D	80	80 (53)
18		D	52	52
19		D	39	15
20		C	2	2
21		G	0	0

[a] Experimental procedure: an autoclave was loaded with a solution of ester (1 mmol) in 2-Me-THF (0.7 ml) and a solution of **1** in 2-Me-THF, which was firstly pre-activated with KBHET<sub>3</sub> (10 mol%, 1 M in THF) for 30 min, in this order, then the autoclave was immediately pressurized with hydrogen (50 bar) and kept under stirring in an oil bath. Conversion and yield were determined by <sup>1</sup>H NMR, isolated yield in brackets. [b] Conditions: A = catalyst 1 mol% at 100 °C for 24 h; B = catalyst 1 mol% at 120 °C for 24 h; C = catalyst 2 mol% at 140 °C for 24 h; D = catalyst 2 mol% at 120 °C for 24 h; E = catalyst 2 mol% at 120 °C for 2 h; F = catalyst 1 mol% at 140 °C for 24 h; G = catalyst 1 mol% at 100°C for 2 h.

In order to get insights into the mechanism of this hydrogenation with a priori innocent bis-NHC ligand,<sup>26</sup> a series of control experiments were conducted. First, in the presence of mercury (300 equiv. with respect to manganese catalyst, Scheme 1), the reduction of methylbenzoate **e1** led to the corresponding alcohol **a1** in 94% yield under conditions B of Table 2. The formation of manganese nanoparticles is therefore unlikely.<sup>27</sup>

Scheme 1: Mercury poisoning test



Then, in a Young-type NMR tube, complex **1** was reacted with  $\text{KBHET}_3$  (5 equiv.) in  $\text{THF-}d_8$  and the reaction monitored by NMR spectroscopy (Scheme 2 a and see S.I., figures S5-S9). At r.t., the system evolved slowly (Figure S5 and S6). After 22 h (Figure S8), complex **1** was fully consumed and four hydride signals were detected, a major one (sharp signal,  $\nu_{1/2} = 3\text{ Hz}$ , at  $-6.91\text{ ppm}$ , ca 64%) and three broad minor signals ( $\nu_{1/2} = 35\text{ Hz}$ ) at  $-9.60$ ,  $-9.87$  and  $-14.14\text{ ppm}$  (ca 12%, 4%, and 20%, respectively).<sup>28</sup> At  $60\text{ }^\circ\text{C}$ , the same signals were observed after only one hour, along with a complete conversion (Figure S7). The signal at  $-6.91\text{ ppm}$  is very similar to the one reported by Royo in 2018 for  $[\text{Mn}(\text{BisNHC}^{\text{Me}})(\text{CO})_3\text{H}]$  complex ( $\delta = -6.82\text{ ppm}$  in  $\text{CD}_3\text{CN}$ )<sup>17a</sup> and to the one recently reported by Kundu and attributed to the parent  $[\text{Mn}(\text{BisNHC}^{\text{Et}})(\text{CO})_3\text{H}]$  complex ( $\delta = -6.90\text{ ppm}$  in  $\text{CD}_3\text{CN}$ ).<sup>22</sup> The three other hydride signals could not be assigned with certainty.<sup>29</sup> In order to confirm the structure of manganese hydride complex  $[\text{Mn}(\text{BisNHC}^{\text{Mes}})(\text{CO})_3\text{H}]$  **3**, **1** was reacted with  $\text{NaBH}_4$  in  $\text{EtOH}$  at  $85\text{ }^\circ\text{C}$  (Scheme 2 b). Within a few minutes, **1** was converted quantitatively in **3** as a single hydride compound characterized by a negative signal in  $^1\text{H}$  NMR at  $-6.89\text{ ppm}$  (in  $\text{THF-}d_8$ ). **3** was fully characterized by spectroscopic methods. Besides, the molecular structure of **3** was ascertained by X-ray diffraction studies on single crystals (Figure 1).

Scheme 2: Synthesis of manganese hydride complex **3**.

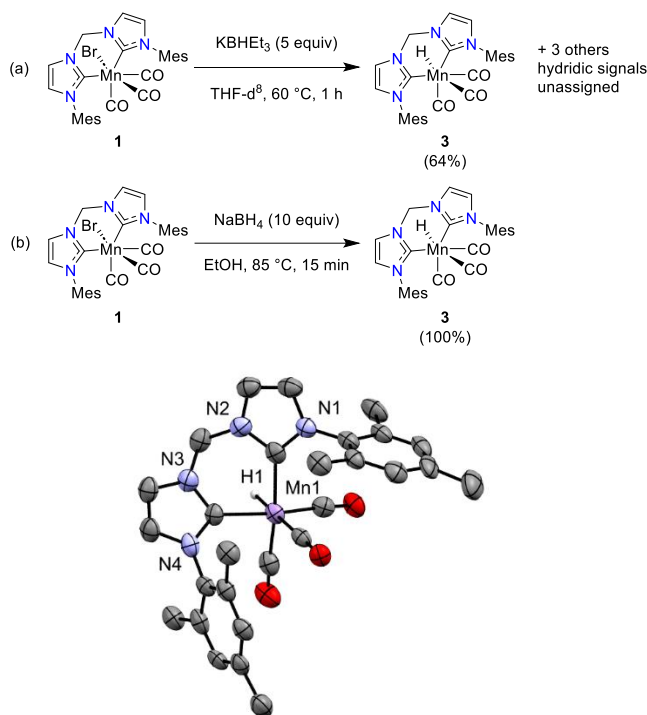


Figure 1: Molecular structure of complex **3** (ellipsoids drawn at the 50% probability level). 2 molecules of THF and H atoms (except H1) have been omitted for clarity.

The reactivity of the complex  $[\text{Mn}(\text{Bis-NHC}^{\text{Mes}})(\text{CO})_3\text{H}]$  **3** toward esters was then explored. First, complex **3** was stable at  $80\text{ }^\circ\text{C}$  in the presence of methylbenzoate **e1** in  $\text{THF-}d_8$  for 24 hours, showing no insertion of the ester in the Mn-H bond (Figure S10). When the same mixture was exposed to hydrogen, 4 bars, no evolution was detected after 24 hours (Figure S11). To confirm the inactivity of **3** as catalyst, a typical catalysis was performed in an autoclave and no conversion was detected in the absence of additives. However, in the presence of  $\text{KBHET}_3$  (10 mol%), the activity was restored (79% conversion, Figure S4.). These results suggested that the manganese hydride is not the active catalyst in this transformation and that  $\text{KBHET}_3$  may play a key role.<sup>30</sup> Full rationalization of the mechanism is still under investigation and will be reported in due time.

## CONCLUSION

In summary, the hydrogenation of carboxylic esters was accomplished in the presence of manganese catalysts featuring phosphine-free and NH-free ligands upon activation with  $\text{KBHET}_3$ . The alcohols were obtained in good yield using an acceptable catalyst loading (1 mol%). It is worth noting that bis-NHC ligands are simple and easily accessible ligands in one step from *N*-substituted imidazoles. The resulting manganese complexes are fairly stable, handleable under air in a solid state.

## EXPERIMENTAL SECTION

**General information:** All manipulations were carried out using Schlenk techniques under an atmosphere of dry argon or in an argon-filled glovebox (MBraun Unilabplus Eco. Dry and oxygen-free organic solvents (THF,  $\text{Et}_2\text{O}$ ,  $\text{CH}_2\text{Cl}_2$ , toluene, pentane) were obtained using LabSolv (Innovative Technology) solvent purification system. Organic solvents used for column chromatography and water were degassed by argon bubbling during 15 min. Deuterated toluene, THF, and  $\text{CD}_2\text{Cl}_2$  for NMR experiments were degassed prior to use and 2-Me-THF for catalytic experiments was distilled and kept over  $4\text{ \AA}$  molecular sieves. Liquid esters and  $\text{CDCl}_3$  were passed through a short column of basic alumina, deoxygenated by three freeze-pump-thaw cycles. Column chromatography purification of organic substrates was performed on Organics Ultrapure silica gel (size  $40\text{--}63\text{ }\mu\text{m}$ ),  $\text{KBHET}_3$  (1M in THF) was purchased from Aldrich and used as received. *N*-mesitylimidazole,<sup>31</sup> 3,3'-methylenebis[1-methyl-3-imidazolium bromide],<sup>32</sup> 3,3'-methylenebis[1-(2,4,6-trimethylphenyl)-3-imidazolium bromide],<sup>32</sup>  $[\text{Mn}[\text{bis-NHC}^{\text{Mes}}](\text{CO})_3\text{Br}]$  **1**<sup>17a</sup> and  $[\text{Mn}(\text{bis-NHC}^{\text{Me}})(\text{CO})_3\text{Br}]$  **2**<sup>17a</sup> were prepared according to known methods. All other reagent grade chemicals purchased from commercial sources were used as received. IR spectra in solution were recorded in  $0.1\text{ mm}$   $\text{CaF}_2$  cells using a Perkin Elmer Frontier FT-IR spectrometer and given in  $\text{cm}^{-1}$ .  $^1\text{H}$ ,  $^{13}\text{C}$ ,  $^{19}\text{F}$  and  $^{31}\text{P}$  NMR spectra were recorded on Bruker Avance 300, Bruker Avance 400, Avance III HD 400, and Bruker Avance NEO 600 and referenced against the residual signals of deuterated solvents ( $^1\text{H}$  and  $^{13}\text{C}$ ),  $\text{BF}_3\cdot\text{OEt}_2$  ( $^{19}\text{F}$ , external standard) and 85%  $\text{H}_3\text{PO}_4$  ( $^{31}\text{P}$ , external standard), respectively. When necessary, signal attribution in  $^{13}\text{C}$  spectra was based on decoupled  $^{13}\text{C}\{^{31}\text{P}, ^1\text{H}\}$  and 2D  $^{13}\text{C}\text{--}^1\text{H}$  HMQC/HMBC experiments. High-resolution mass spectra (ESI positive mode) were obtained using a Xevo G2 QTof (Waters) spectrometer. Elemental analyses were carried out at the LCC-CNRS (Toulouse) using a Perkin Elmer 2400 series II analyzer. Non-stirred 'Autoclave Maxitech' autoclaves (50 mL) were used for the hydrogenation reactions.

**General procedure for the hydrogenation reactions:**

Under argon, an autoclave was charged with a solution of ester (1 mmol) in 2-Me-THF (0.7 mL) and a solution of **1** which was prepared in 2-Me-THF (0.7 mL) and activated with KBHET<sub>3</sub> (0.1 mL, 1.0 M in THF, 0.1 mmol, 10 mol%) for 30 min in this order, then the autoclave was immediately pressurized with hydrogen (50 bar) and kept under stirring in an oil bath at the required temperature. Once the reactor has cooled down to room temperature and the pressure of hydrogen has been released, the reaction mixture was diluted with CH<sub>2</sub>Cl<sub>2</sub> (2.0 mL) and filtered through a small pad of Celite (2 cm in a Pasteur pipette). The Pasteur pipette was then flushed with an additional volume of CH<sub>2</sub>Cl<sub>2</sub>. The filtrate was evaporated under vacuum and the crude product was purified by column chromatography on silica (size 40-63 μm) using pentane/ethyl acetate mixtures as eluent to afford the corresponding alcohols.

### Synthesis and characterization of [Mn(Bis-NHC<sup>Mes</sup>)(CO)<sub>3</sub>H] **3**

To a solution of complex **1** (50 mg, 0.08 mmol) in degassed ethanol (15 mL, ethanol 96%), NaBH<sub>4</sub> (30 mg, 0.8 mmol, 10 equiv.) was added and the reaction mixture was stirred at 85 °C. The solution turned from yellow to colorless and the reaction was monitored by IR after 10 min. If the conversion is not full, NaBH<sub>4</sub> (30 mg, 0.8 mmol, 10 equiv.) was added again and the conversion was checked by IR. Two alternative work-up were carried out.

1) After cooling down to r.t., ethanol was evaporated. The compound was extracted from the solid residue with toluene (3 x 10 mL). The solvent was evaporated under vacuum. The residue was washed with pentane (10 mL) and dried to afford hydride complex **3** as a white solid (47 mg, 100%).

2) After cooling down to r.t., ethanol was evaporated. The solid residue was redissolved in 2-Me-THF (3 mL) and washed with degassed water (3 x 3 mL). The organic phase was dried over MgSO<sub>4</sub> and evaporated affording hydride complex **3** as a pale yellow solid (28 mg, 63 %).

Single crystal suitable for X-ray diffraction analysis were obtained by diffusion of *n*-hexane in a THF solution of **3**. CCDC-2262076 contains the supplementary crystallographic data for complex **3**. These data can be obtained free of charge from The Cambridge Crystallographic Data Centre via [www.ccdc.cam.ac.uk/data\\_request/cif](http://www.ccdc.cam.ac.uk/data_request/cif).

<sup>1</sup>H NMR (600 MHz, THF-*d*<sub>8</sub>) δ 7.46 (d, *J* = 2.0 Hz, 2H, CH<sub>im</sub>), 6.92-6.91 (m, 4H, CH<sub>Mes</sub> + CH<sub>im</sub>), 6.89 (br. s, 2H, CH<sub>Mes</sub>), 6.16 (d, *J* = 11.7 Hz, 1H, CH<sub>2</sub>), 5.95 (d, *J* = 11.7 Hz, 1H, CH<sub>2</sub>), 2.28 (s, 6H, CH<sub>3Mes</sub>), 2.04 (s, 6H, CH<sub>3Mes</sub>), 1.89 (s, 6H, CH<sub>3Mes</sub>), -6.89 (s, 1H, Mn-H).

<sup>13</sup>C{<sup>1</sup>H} NMR (151 MHz, THF-*d*<sub>8</sub>) δ 226.4 (2CO), 222.4 (CO), 207.4 (NCN), 138.8 (C<sub>Mes</sub>), 138.0 (C<sub>Mes</sub>), 136.9 (C<sub>Mes</sub>, 2C), 129.6 (CH<sub>Mes</sub>), 129.5 (CH<sub>Mes</sub>), 122.9 (CH<sub>im</sub>), 121.0 (CH<sub>im</sub>), 63.3 (CH<sub>2</sub>), 21.2 (CH<sub>3Mes</sub>), 18.7 (CH<sub>3Mes</sub>), 18.6 (CH<sub>3Mes</sub>).

HR-MS (ESI) : *m/z* calcd for C<sub>28</sub>H<sub>28</sub>MnN<sub>4</sub>O<sub>3</sub><sup>+</sup> ([M-H]<sup>+</sup>): 523.1542, found : 523.1544 er 0.4 ppm

IR ν<sub>CO</sub> (THF) = 1975, 1886, 1872 cm<sup>-1</sup>

## ASSOCIATED CONTENT

### Supporting Information

The Supporting Information is available free of charge on the ACS Publications website.

Description and spectra of the products of catalysis and mechanistic studies (PDF)

## AUTHOR INFORMATION

### Corresponding Author

Dr. Stéphanie Bastin

Email: [stephanie.bastin@lcc-toulouse.fr](mailto:stephanie.bastin@lcc-toulouse.fr)

Prof. Dr. Jean-Baptiste Sortais

Email: [jean-baptiste.sortais@lcc-toulouse.fr](mailto:jean-baptiste.sortais@lcc-toulouse.fr)

### Notes

§ K. A. and L. P. contributed equally to this article.

The authors declare no competing financial interests.

## ACKNOWLEDGMENT

We thank the Centre National de la Recherche Scientifique (CNRS) and the Institut Universitaire de France (IUF) for a general support of this project. K.A. and A. B. are grateful to the "Région Occitanie" for a PhD and post-doc fellowships, respectively. R. K. and R.P. are grateful to the EUR NanoX and Mann foundation, respectively, for master grants.

## REFERENCES

- (1) European Commission *Study on the EU's list of Critical Raw Materials* (2020).
- (2) Sortais, J.-B., *Manganese Catalysis in Organic Synthesis*. WILEY-VCH GmbH: Weinheim, Germany, 2021.
- (3) (a) Das, K.; Waiba, S.; Jana, A.; Maji, B. Manganese-catalyzed hydrogenation, dehydrogenation, and hydroelementation reactions. *Chem. Soc. Rev.* **2022**, *51*, 4386-4464; (b) Gulyaeva, E. S.; Osipova, E. S.; Buhaibeh, R.; Canac, Y.; Sortais, J.-B.; Valyaev, D. A. Towards Ligand Simplification in Manganese-Catalyzed Hydrogenation and Hydrosilylation Processes. *Coord. Chem. Rev.* **2022**, *458*, 214421.
- (4) Elangovan, S.; Topf, C.; Fischer, S.; Jiao, H.; Spannenberg, A.; Baumann, W.; Ludwig, R.; Junge, K.; Beller, M. Selective Catalytic Hydrogenations of Nitriles, Ketones and Aldehydes by Well-Defined Manganese Pincer Complexes. *J. Am. Chem. Soc.* **2016**, *138*, 8809-8814.
- (5) (a) Kallmeier, F.; Irrgang, T.; Dietel, T.; Kempe, R. Highly Active and Selective Manganese C=O Bond Hydrogenation Catalysts: The Importance of the Multidentate Ligand, the Ancillary Ligands, and the Oxidation State. *Angew. Chem. Int. Ed.* **2016**, *55*, 11806-11809; (b) Freitag, F.; Irrgang, T.; Kempe, R. Mechanistic Studies of Hydride Transfer to Imines from a Highly Active and Chemoselective Manganate Catalyst. *J. Am. Chem. Soc.* **2019**, *141*, 11677-11685; (c) Glatz, M.; Stöger, B.; Himmelbauer, D.; Veiros, L. F.; Kirchner, K. Chemoselective Hydrogenation of Aldehydes under Mild, Base-Free Conditions: Manganese Outperforms Rhodium. *ACS Catal.* **2018**, *8*, 4009-4016; (d) Wang, Y.; Zhu, L.; Shao, Z.; Li, G.; Lan, Y.; Liu, Q. Unmasking the Ligand Effect in Manganese-Catalyzed Hydrogenation: Mechanistic Insight and Catalytic Application. *J. Am. Chem. Soc.* **2019**, *141*, 17337-17349; (e) Ling, F.; Hou, H.; Chen, J.; Nian, S.; Yi, X.; Wang, Z.; Song, D.; Zhong, W. Highly Enantioselective Synthesis of Chiral Benzhydrols via Manganese Catalyzed Asymmetric Hydrogenation of Unsymmetrical Benzophenones Using an Imidazole-Based Chiral PNN Tridentate Ligand. *Org. Lett.* **2019**, *21*, 3937-3941; (f) Seo, C. S. G.; Tsui, B. T. H.; Gradiski, M. V.; Smith, S. A. M.; Morris, R. H. Enantioselective Direct, Base-free Hydrogenation of Ketones by a Manganese Amido Complex of a Homochiral, Unsymmetrical P-N-P' Ligand. *Catal. Sci. Technol.* **2021**, *11*, 3153-3163; (g) Kaithal, A.; Hölscher, M.; Leitner, W. Catalytic Hydrogenation of Cyclic Carbonates using Manganese Complexes. *Angew. Chem. Int. Ed.* **2018**, *57*, 13449-13453; (h) Zubar, V.; Lebedev, Y.; Azofra, L. M.; Cavallo, L.; El-Sepelgy, O.; Rueping, M. Hydrogenation of CO<sub>2</sub>-Derived Carbonates and Polycarbonates to Methanol and Diols by Metal-Ligand Cooperative Manganese Catalysis. *Angew. Chem. Int. Ed.* **2018**, *57*, 13439-13443.
- (6) (a) Bruneau-Voisine, A.; Wang, D.; Roisnel, T.; Darcel, C.; Sortais, J.-B. Hydrogenation of Ketones with a Manganese PN<sup>3</sup>P Pincer Precatalyst. *Catal. Commun.* **2017**, *92*, 1-4; (b) Bruneau-Voisine, A.; Wang, D.; Dorcet, V.; Roisnel, T.; Darcel, C.; Sortais, J.-B. Transfer

- Hydrogenation of Carbonyl Derivatives Catalyzed by an Inexpensive Phosphine-Free Manganese Precatalyst. *Org. Lett.* **2017**, *19*, 3656-3659; (c) Li, H.; Wei, D.; Bruneau-Voisine, A.; Ducamp, M.; Henrion, M.; Roisnel, T.; Dorcet, V.; Darcel, C.; Carpentier, J.-F.; Soulé, J.-F.; Sortais, J.-B. Rhenium and Manganese Complexes Bearing Amino-Bis(phosphinite) Ligands: Synthesis, Characterization, and Catalytic Activity in Hydrogenation of Ketones. *Organometallics* **2018**, *37*, 1271-1279; (d) Wang, D.; Bruneau-Voisine, A.; Sortais, J.-B. Practical (asymmetric) Transfer Hydrogenation of Ketones Catalyzed by Manganese with (Chiral) Diamines Ligands. *Catal. Commun.* **2018**, *105*, 31-36; (e) Wei, D.; Bruneau-Voisine, A.; Chauvin, T.; Dorcet, V.; Roisnel, T.; Valyaev, D. A.; Lugan, N.; Sortais, J.-B. Hydrogenation of Carbonyl Derivatives Catalysed by Manganese Complexes Bearing Bidentate Pyridinyl-Phosphine Ligands. *Adv. Synth. Catal.* **2018**, *360*, 676-681; (f) Wei, D.; Bruneau-Voisine, A.; Valyaev, D. A.; Lugan, N.; Sortais, J.-B. Manganese Catalyzed Reductive Amination of Aldehydes using Hydrogen as Reductant. *Chem. Commun.* **2018**, *54*, 4302-4305; (g) Wei, D.; Bruneau-Voisine, A.; Chauvin, T.; Dorcet, V.; Roisnel, T.; Valyaev, D. A.; Lugan, N.; Sortais, J.-B. Hydrogenation of Carbonyl Derivatives Catalysed by Manganese Complexes Bearing Bidentate Pyridinyl-Phosphine Ligands. *Adv. Synth. Catal.* **2018**, *360*, 676-681; (h) Azouzi, K.; Bruneau-Voisine, A.; Vendier, L.; Sortais, J.-B.; Bastin, S. Asymmetric Transfer Hydrogenation of Ketones Promoted by Manganese(I) Pre-catalysts Supported by Bidentate Aminophosphines. *Catal. Commun.* **2020**, *142*, 106040; (i) Azouzi, K.; Valyaev, D. A.; Bastin, S.; Sortais, J.-B. Manganese—New Prominent Actor in Transfer Hydrogenation Catalysis. *Curr. Opin. Green Sustain. Chem.* **2021**, *31*, 100511; (j) Buhaibeh, R.; Duhayon, C.; Valyaev, D. A.; Sortais, J.-B.; Canac, Y. Cationic PCP and PCN NHC Core Pincer-Type Mn(I) Complexes: From Synthesis to Catalysis. *Organometallics* **2021**, *40*, 231-241.
- (7) (a) Garduño, J. A.; García, J. J. Non-Pincer Mn(I) Organometallics for the Selective Catalytic Hydrogenation of Nitriles to Primary Amines. *ACS Catal.* **2019**, *9*, 392-401; (b) Weber, S.; Stöger, B.; Kirchner, K. Hydrogenation of Nitriles and Ketones Catalyzed by an Air-Stable Bisphosphine Mn(I) Complex. *Org. Lett.* **2018**, *20*, 7212-7215.
- (8) Kostera, S.; Weber, S.; Peruzzini, M.; Veiros, L. F.; Kirchner, K.; Gonsalvi, L. Carbon Dioxide Hydrogenation to Formate Catalyzed by a Bench-Stable, Non-Pincer-Type Mn(I) Alkylcarbonyl Complex. *Organometallics* **2021**, *40*, 1213-1220.
- (9) Weber, S.; Brünig, J.; Veiros, L. F.; Kirchner, K. Manganese-Catalyzed Hydrogenation of Ketones under Mild and Base-free Conditions. *Organometallics* **2021**, *40*, 1388-1394.
- (10) Weber, S.; Stöger, B.; Veiros, L. F.; Kirchner, K. Rethinking Basic Concepts—Hydrogenation of Alkenes Catalyzed by Bench-Stable Alkyl Mn(I) Complexes. *ACS Catal.* **2019**, *9*, 9715-9720.
- (11) (a) Torres-Calis, A.; García, J. J. Manganese-Catalyzed Transfer Semi-Hydrogenation of Internal Alkynes to E-Alkenes with iPrOH as Hydrogen Source. *Catal. Sci. Technol.* **2022**, *12*, 3004-3015; (b) Farrar-Tobar, R. A.; Weber, S.; Csendes, Z.; Ammaturo, A.; Fleissner, S.; Hoffmann, H.; Veiros, L. F.; Kirchner, K. E-Selective Manganese-Catalyzed Semihydrogenation of Alkynes with H<sub>2</sub> Directly Employed or In Situ-Generated. *ACS Catal.* **2022**, *12*, 2253-2260.
- (12) (a) Garduño, J. A.; Arevalo, A.; Flores-Alamo, M.; García, J. J. Mn(I) organometallics containing the iPr<sub>2</sub>P(CH<sub>2</sub>)<sub>2</sub>PiPr<sub>2</sub> ligand for the catalytic hydration of aromatic nitriles. *Catal. Sci. Technol.* **2018**, *8*, 2606-2616; (b) Garduño, J. A.; Flores-Alamo, M.; García, J. J. Manganese-Catalyzed Transfer Hydrogenation of Nitriles with 2-Butanol as the Hydrogen Source. *ChemCatChem* **2019**, *11*, 5330-5338.
- (13) (a) Weber, S.; Kirchner, K. Manganese Alkyl Carbonyl Complexes: From Iconic Stoichiometric Textbook Reactions to Catalytic Applications. *Acc. Chem. Res.* **2022**, *55*, 2740-2751; (b) Weber, S.; Zobernig, D.; Stöger, B.; Veiros, L. F.; Kirchner, K. Hydroboration of Terminal Alkenes and trans-1,2-Diboration of Terminal Alkynes Catalyzed by a Manganese(I) Alkyl Complex. *Angew. Chem. Int. Ed.* **2021**, *60*, 24488-24492; (c) Weber, S.; Glavic, M.; Stöger, B.; Pittenauer, E.; Podewitz, M.; Veiros, L. F.; Kirchner, K. Manganese-Catalyzed Dehydrogenative Silylation of Alkenes Following Two Parallel Inner-Sphere Pathways. *J. Am. Chem. Soc.* **2021**, *143*, 17825-17832.
- (14) Buhaibeh, R.; Filippov, O. A.; Bruneau-Voisine, A.; Willot, J.; Duhayon, C.; Valyaev, D. A.; Lugan, N.; Canac, Y.; Sortais, J.-B. Phosphine-NHC Manganese Hydrogenation Catalyst Exhibiting a Non-Classical Metal-Ligand Cooperative H<sub>2</sub> Activation Mode. *Angew. Chem. Int. Ed.* **2019**, *58*, 6727-6731.
- (15) (a) Friães, S.; Realista, S.; Mourão, H.; Royo, B. N-Heterocyclic and Mesoionic Carbenes of Manganese and Rhenium in Catalysis. *Eur. J. Inorg. Chem.* **2022**, *2022*, e202100884; (b) Vanden Broeck, S. M. P.; Cazin, C. S. J. Manganese-N-heterocyclic carbene (NHC) complexes – An overview. *Polyhedron* **2021**, *205*, 115204.
- (16) (a) Franco, F.; Pinto, M. F.; Royo, B.; Lloret-Fillol, J. A Highly Active N-Heterocyclic Carbene Manganese(I) Complex for Selective Electrocatalytic CO<sub>2</sub> Reduction to CO. *Angew. Chem. Int. Ed.* **2018**, *57*, 4603-4606; (b) Yang, Y.; Zhang, Z.; Chang, X.; Zhang, Y.-Q.; Liao, R.-Z.; Duan, L. Highly Active Manganese-Based CO<sub>2</sub> Reduction Catalysts with Bulky NHC Ligands: A Mechanistic Study. *Inorg. Chem.* **2020**, *59*, 10234-10242.
- (17) (a) Pinto, M.; Friães, S.; Franco, F.; Lloret-Fillol, J.; Royo, B. Manganese N-Heterocyclic Carbene Complexes for Catalytic Reduction of Ketones with Silanes. *ChemCatChem* **2018**, *10*, 2734-2740; (b) Mourão, H.; Gomes, C. S. B.; Realista, S.; Royo, B. Visible Light-Induced Catalytic Hydrosilylation of Ketones Mediated by Manganese NHC Complexes. *Appl. Organomet. Chem.* **2022**, e6846.
- (18) Sousa, S. C. A.; Carrasco, C. J.; Pinto, M. F.; Royo, B. A Manganese N-Heterocyclic Carbene Catalyst for Reduction of Sulfoxides with Silanes. *ChemCatChem* **2019**, *11*, 3839-3843.
- (19) Sousa, S. C. A.; Realista, S.; Royo, B. Bench-Stable Manganese NHC Complexes for the Selective Reduction of Esters to Alcohols with Silanes. *Adv. Synth. Catal.* **2020**, *362*, 2437-2443.
- (20) Huang, M.; Li, Y.; Li, Y.; Liu, J.; Shu, S.; Liu, Y.; Ke, Z. Room Temperature N-Heterocyclic Carbene Manganese Catalyzed Selective N-Alkylation of Anilines with Alcohols. *Chem. Commun.* **2019**, *55*, 6213-6216.
- (21) (a) Lan, X.-B.; Ye, Z.; Huang, M.; Liu, J.; Liu, Y.; Ke, Z. Nonbifunctional Outer-Sphere Strategy Achieved Highly Active  $\alpha$ -Alkylation of Ketones with Alcohols by N-Heterocyclic Carbene Manganese (NHC-Mn). *Org. Lett.* **2019**, *21*, 8065-8070; (b) Lan, X.-B.; Ye, Z.; Liu, J.; Huang, M.; Shao, Y.; Cai, X.; Liu, Y.; Ke, Z. Sustainable and Selective Alkylation of Deactivated Secondary Alcohols to Ketones by Non-bifunctional Pincer N-heterocyclic Carbene Manganese. *ChemSusChem* **2020**, *13*, 2557-2563.
- (22) Ganguli, K.; Kundu, S. Well-Defined Bis(NHC)Mn(I) Complex Catalyzed Tandem Transformation of  $\alpha,\beta$ -Unsaturated Ketones to  $\alpha$ -Methylated Ketones Using Methanol. *ACS Catal.* **2022**, *12*, 12444-12457.
- (23) (a) Elangovan, S.; Garbe, M.; Jiao, H.; Spannenberg, A.; Junge, K.; Beller, M. Hydrogenation of Esters to Alcohols Catalyzed by Defined Manganese Pincer Complexes. *Angew. Chem. Int. Ed.* **2016**, *55*, 15364-15368; (b) Espinosa-Jalapa, N. A.; Nerush, A.; Shimon, L. J. W.; Leitus, G.; Avram, L.; Ben-David, Y.; Milstein, D. Manganese-Catalyzed Hydrogenation of Esters to Alcohols. *Chem. Eur. J.* **2017**, *23*, 5934-5938; (c) Widegren, M. B.; Harkness, G. J.; Slawin, A. M. Z.; Cordes, D. B.; Clarke, M. L. A Highly Active Manganese Catalyst for Enantioselective Ketone and Ester Hydrogenation. *Angew. Chem. Int. Ed.* **2017**, *56*, 5825-5828; (d) Oates, C. L.; Widegren, M. B.; Clarke, M. L. Manganese-Catalysed Transfer Hydrogenation of Esters. *Chem. Commun.* **2020**, *56*, 8635-8638; (e) Zubar, V.; Lichtenberger, N.; Schelwies, M.; Oeser, T.; Hashmi, A. S. K.; Schaub, T. Manganese-Catalyzed Hydrogenation of Sclareolide to Ambradiol. *ChemCatChem* **2022**, *14*, e202101443; (f) Li, X.-G.; Li, F.; Xu, Y.; Xiao, L.-J.; Xie, J.-H.; Zhou, Q.-L. Hydrogenation of Esters by Manganese Catalysts. *Adv. Synth. Catal.* **2022**, *364*, 744-749; (g) Yang, W.; Chernyshov, I. Y.; van Schendel, R. K. A.; Weber, M.; Müller, C.; Filonenko, G. A.; Pidko, E. A. Robust and Efficient Hydrogenation of Carbonyl Compounds Catalysed by Mixed Donor

Mn(I) Pincer Complexes. *Nat. Commun.* **2021**, *12*, 12; (h) Yang, W.; Kalavalapalli, T. Y.; Krieger, A. M.; Khvorost, T. A.; Chernyshov, I. Y.; Weber, M.; Uslamin, E. A.; Pidko, E. A.; Filonenko, G. A. Basic Promoters Impact Thermodynamics and Catalyst Speciation in Homogeneous Carbonyl Hydrogenation. *J. Am. Chem. Soc.* **2022**, *144*, 8129-8137.

(24) (a) van Putten, R.; Uslamin, E. A.; Garbe, M.; Liu, C.; Gonzalez-de-Castro, A.; Lutz, M.; Junge, K.; Hensen, E. J. M.; Beller, M.; Lefort, L.; Pidko, E. A. Non-Pincer-Type Manganese Complexes as Efficient Catalysts for the Hydrogenation of Esters. *Angew. Chem. Int. Ed.* **2017**, *56*, 7531-7534; (b) Krieger, A. M.; Kuliaev, P.; Armstrong Hall, F. Q.; Sun, D.; Pidko, E. A. Composition- and Condition-Dependent Kinetics of Homogeneous Ester Hydrogenation by a Mn-Based Catalyst. *J. Phys. Chem. C* **2020**, *124*, 26990-26998.

(25) (a) Bijoy, R.; Agarwala, P.; Roy, L.; Thorat, B. N. Unconventional Ethereal Solvents in Organic Chemistry: A Perspective on Applications of 2-Methyltetrahydrofuran, Cyclopentyl Methyl Ether, and 4-Methyltetrahydropyran. *Org. Process Res. Dev.* **2022**, *26*, 480-492; (b) Aycock, D. F. Solvent Applications of 2-Methyltetrahydrofuran in Organometallic and Biphasic Reactions. *Org. Process Res. Dev.* **2007**, *11*, 156-159.

(26) (a) Jing, Y.; Liu, J.; Ye, Z.; Su, J.; Liu, Y.; Ke, Z. The Cooperative Role of Innocent Ligand in N-Heterocyclic Carbene Manganese Catalyzed Carbon Dioxide Hydrogenation. *Catal. Sci. Technol.* **2021**, *11*, 7189-7199; (b) Jing, Y.; Ye, Z.; Su, J.; Feng, Y.; Qu, L.-B.; Liu, Y.; Ke, Z. The Potential of d6 Non-Noble Metal NHC Catalysts for Carbon Dioxide Hydrogenation: Group and Row Effects. *Catal. Sci. Technol.* **2020**, *10*, 5443-5447.

(27) (a) Widegren, J. A.; Finke, R. G. A Review of the Problem of Distinguishing True Homogeneous Catalysis from Soluble or Other Metal-Particle Heterogeneous Catalysis under Reducing Conditions. *J. Mol. Catal. A: Chem.* **2003**, *198*, 317-341; (b) Crabtree, R. H. Resolving Heterogeneity Problems and Impurity Artifacts in Operationally Homogeneous Transition Metal Catalysts. *Chem. Rev.* **2012**, *112*, 1536-1554.

(28) Vigneswaran, V.; Abhyankar, P. C.; MacMillan, S. N.; Lacy, D. C. H<sub>2</sub> Activation across Manganese(I)-C Bonds: Atypical Metal-Ligand Cooperativity in the Aromatization/De-aromatization Paradigm. *Organometallics* **2022**, *41*, 67-75.

(29) When compound 3 (pure) was reacted with an excess of KBHET<sub>3</sub> (6 equiv.) in THF-*d*<sub>8</sub>, no reaction took place after 1 h at 60 °C or 4 days at r.t. and no new hydridic signals were detected by NMR spectroscopy, See S.I. figures S12 to S14.

(30) van Putten, R.; Filonenko, G. A.; Krieger, A. M.; Lutz, M.; Pidko, E. A. Manganese-Mediated C-C Bond Formation: Alkoxycarbonylation of Organoboranes. *Organometallics* **2021**, *40*, 674-681.

(31) Szadkowska, A.; Zaorska, E.; Staszko, S.; Pawłowski, R.; Trzybiński, D.; Woźniak, K. Synthesis, Structural Characterization and Catalytic Activities of Sulfur-Functionalized NHC-Copper(I) Complexes. *Eur. J. Org. Chem.* **2017**, *2017*, 4074-4084.

(32) Scherg, T.; Schneider, S. K.; Frey, G. D.; Schwarz, J.; Herdtweck, E.; Herrmann, W. A. Bridged Imidazolium Salts Used as Precursors for Chelating Carbene Complexes of Palladium in the Mizoroki-Heck Reaction. *Synlett* **2006**, *2006*, 2894-2907.

