



HAL
open science

Rats chirp with their mouth full: During an experimental meal, adult male Wistar rats emitted flat ultrasonic vocalisations upon feeding

Gaëlle Champeil-Potokar, Léa Kreichati, Olivier Rampin, Isabelle Denis,
Nicolas Darcel, Vincent Bombail

► To cite this version:

Gaëlle Champeil-Potokar, Léa Kreichati, Olivier Rampin, Isabelle Denis, Nicolas Darcel, et al.. Rats chirp with their mouth full: During an experimental meal, adult male Wistar rats emitted flat ultrasonic vocalisations upon feeding. *Frontiers in Behavioral Neuroscience*, 2023, 17, 10.3389/fnbeh.2023.1089631 . hal-04172079

HAL Id: hal-04172079

<https://hal.science/hal-04172079>

Submitted on 13 Sep 2023

HAL is a multi-disciplinary open access archive for the deposit and dissemination of scientific research documents, whether they are published or not. The documents may come from teaching and research institutions in France or abroad, or from public or private research centers.

L'archive ouverte pluridisciplinaire **HAL**, est destinée au dépôt et à la diffusion de documents scientifiques de niveau recherche, publiés ou non, émanant des établissements d'enseignement et de recherche français ou étrangers, des laboratoires publics ou privés.



Distributed under a Creative Commons Attribution 4.0 International License



OPEN ACCESS

EDITED BY
Hongbin Yang,
Zhejiang University, China

REVIEWED BY
Nicola Simola,
University of Cagliari, Italy
Wenqiang Chen,
Harvard Medical School, United States
Genesis D'aloisio,
Instituto de Investigación Médica Mercedes y
Martín Ferreyra (INIMEC-CONICET-UNC),
Argentina
Christine L. Duvauchelle,
The University of Texas at Austin, United States

*CORRESPONDENCE
Vincent Bombail
✉ vincent.bombail@sruc.ac.uk
Nicolas Darcel
✉ nicolas.darcel@agroparistech.fr

SPECIALTY SECTION
This article was submitted to
Motivation and Reward,
a section of the journal
Frontiers in Behavioral Neuroscience

RECEIVED 04 November 2022
ACCEPTED 17 January 2023
PUBLISHED 06 February 2023

CITATION
Champeil-Potokar G, Kreichati L, Rampin O,
Denis I, Darcel N and Bombail V (2023) Rats
chirp with their mouth full: During an
experimental meal, adult male Wistar rats
emitted flat ultrasonic vocalisations upon
feeding.
Front. Behav. Neurosci. 17:1089631.
doi: 10.3389/fnbeh.2023.1089631

COPYRIGHT
© 2023 Champeil-Potokar, Kreichati, Rampin,
Denis, Darcel and Bombail. This is an
open-access article distributed under the terms
of the [Creative Commons Attribution License
\(CC BY\)](https://creativecommons.org/licenses/by/4.0/). The use, distribution or reproduction in
other forums is permitted, provided the original
author(s) and the copyright owner(s) are
credited and that the original publication in this
journal is cited, in accordance with accepted
academic practice. No use, distribution or
reproduction is permitted which does not
comply with these terms.

Rats chirp with their mouth full: During an experimental meal, adult male Wistar rats emitted flat ultrasonic vocalisations upon feeding

Gaëlle Champeil-Potokar¹, Léa Kreichati¹, Olivier Rampin¹,
Isabelle Denis¹, Nicolas Darcel^{1*} and Vincent Bombail^{1,2*}

¹Physiology of Nutrition and Feeding Behaviour Unit (PNCA, UMR 0914), University
of Paris-Saclay—AgroParisTech—National Research Institute for Agriculture, Food and Environment (INRAE),
Paris, France, ²Animal Behaviour and Welfare Group, Scotland's Rural College, Edinburgh, United Kingdom

Rats produce ultrasonic vocalisation (USVs) that are classified into different types, based on their average frequency. In pups 40 kHz USVs are produced upon social isolation, and in adults USVs can be associated with affective states and specific behavioural patterns (i.e., appetitive 50 kHz vocalisations of frequency range 30–100 kHz, or aversive 20 kHz vocalisations of frequency range 18–30 kHz). Generally, USVs of frequency around 50 kHz are linked to activation of brain reward pathways, during anticipation or experience of rewarding stimuli. Previous studies have described several subtypes of 50 kHz USVs, according to their acoustic properties. We asked whether USV production might be relevant to feeding behaviour. We recorded USVs from 14-week old adult rats during the satisfaction of a physiological need: refeeding following mild food deprivation (17 h overnight fast). We analysed a 10 min consummatory phase, preceded by a 10 min anticipatory phase, as a control for the experimental meal. Following identification of USV subtypes, we applied frequentist and Bayesian (Monte Carlo shuffling) statistical analyses to investigate the relationship between USV emission and rat behaviour. We found that it was not total USV quantity that varied in response to food consumption, but the subtype of USV produced. Most importantly we found that rats who feed tend to produce flat USVs of a frequency around 40 kHz. Beyond the previous reports of circumstantial association feeding-flat USVs, our observation directly correlate vocalisation and ingestive behaviour. Our study highlights that, in addition to quantification of the production rate, study of USV subtypes might inform us further on rat consummatory behaviour. Since this vocalisation behaviour can have a communicative purpose, those findings also illustrate nutrition studies might benefit from considering the possible social dimension of feeding behaviour.

KEYWORDS

vocalisation, eating behaviour, rats, Monte Carlo analysis, food reward, behavioural sequence analysis

Introduction

Rats produce ultrasonic calls (herein referred to as ultrasonic vocalisations, USVs) in response to stimuli deemed to be social and non-social (Brudzynski, 2013a; Wöhr and Schwarting, 2013; Simola and Granon, 2019). Rat pups produce long 40 kHz distress calls upon maternal separation (e.g., Boulanger-Bertolus et al., 2017). Older juvenile and adult rat USVs are sometimes used to communicate about their emotional state, in a process that has been termed ethotransmission (Brudzynski, 2013b). Twenty-two kHz USVs are associated with fear (Borta et al., 2006; Schwarting and Wöhr, 2012) and anxiogenic experiences (Vivian et al., 1994) or the sexual refractory period (Barfield and Geyer, 1972). USVs at a frequency around 50 kHz (generally between 30 and 100 kHz) are associated with positive emotional states (Burgdorf and Panksepp, 2006; Simola and Brudzynski, 2018a,b).

Over the years, USV detection in rat experimentation has proved a useful tool to assess response to appetitive experiences, such as the administration of certain drugs that possess rewarding properties, and the anticipation of their effects (Wright et al., 2010, 2012; Sadananda et al., 2012; Simola et al., 2012a, 2014), play (Knutson et al., 1998), rat tickling (LaFollette et al., 2017), or exposure to odours associated with tickling (Bombail et al., 2019). USV production is altered during feeding-related situations, such as the anticipation of sugary food rewards (Buck et al., 2014) and food pellets (Brenes and Schwarting, 2015), and sucrose self-administration (Browning et al., 2011).

Those observations are supported by the identification of a neural substrate for 50 kHz vocalisation behaviour, since neuropharmacology studies suggest that positive 50 kHz USVs are associated with dopaminergic stimulation of the nucleus accumbens shell (Burgdorf and Panksepp, 2006; Thompson et al., 2006; Rippberger et al., 2015; Mulvihill and Brudzynski, 2019).

Amongst the 50 kHz USVs indicative of positive affective states, a distinction was initially made between flat and frequency-modulated 50 kHz calls (Burgdorf and Panksepp, 2006), based on the narrow or wide USV bandwidth, respectively. A few years later, 14 different USV subtypes were identified in rats recorded following injection of the psychostimulant amphetamine (Wright et al., 2010), the administration of which increases biogenic amine release, including striatal dopamine (Fleckenstein et al., 2007). This led to a classification made on USV shape and bandwidth on an audiogram. More recently, using an unsupervised deep learning/artificial intelligence algorithm named DeepSqueak, it is suggested there might be up to 18 subtypes of USVs (Coffey et al., 2019). Throughout this manuscript we will be referring to the classification of USV subtypes described by Wright et al. (2010). The ethological significance of this diversity in vocalisation types is still largely unknown, yet a number of recent observations are emerging.

Studies on play behaviour, using Monte Carlo shuffling analysis, reveal specific USVs might be associated with specific behaviours (Burke et al., 2017). For instance, during play anticipation, calls described as “split,” “composite,” and “multi-step” were associated with running and jumping behaviour. A total of 50 kHz trill calls were associated with anticipation of a social interaction, but not a food reward (Burke et al., 2021). Changes in USV subtypes were seen when individuals were exposed to repeated tickling sessions (Garcia et al., 2015), as frequency

modulated USVs (referred to above as wide bandwidth USVs) were increased. The authors also reported that USV subtype differences might reflect differences in attributed reward value (Garcia et al., 2015). More recently Seidisarouei et al. (2021) reported that anticipation and consumption of different rewards (social or food) were associated with distinct USV production profiles. Specifically, presentation of the rewards deemed to be non-social (sucrose solutions) led to higher “flat” USVs production.

In previous experiments we had initially hypothesised USV production would be associated with food preference, and the positive response to being fed after a mild food restriction (Champeil-Potokar et al., 2021). Our initial quantitative analysis did not show an association between USV expression pattern and experimental meals. We revisited our recordings with the aim to look at how qualitative USV production and feeding behaviour were associated, in other words we asked whether specific USV subtypes were produced upon feeding.

Following the observation that rats produce USVs upon feeding, we sought to investigate this phenomenon. Since we and others have not detected quantitative differences in vocalisation during meals (Mulvihill and Brudzynski, 2018; Champeil-Potokar et al., 2021), we tested the hypothesis that specific USV subtypes might be associated with feeding behaviour. We used several complementary approaches to analyse behavioural recordings. Here, we report that rats produce USVs while chewing their food, and that the flat USV at 40 kHz are the most abundant.

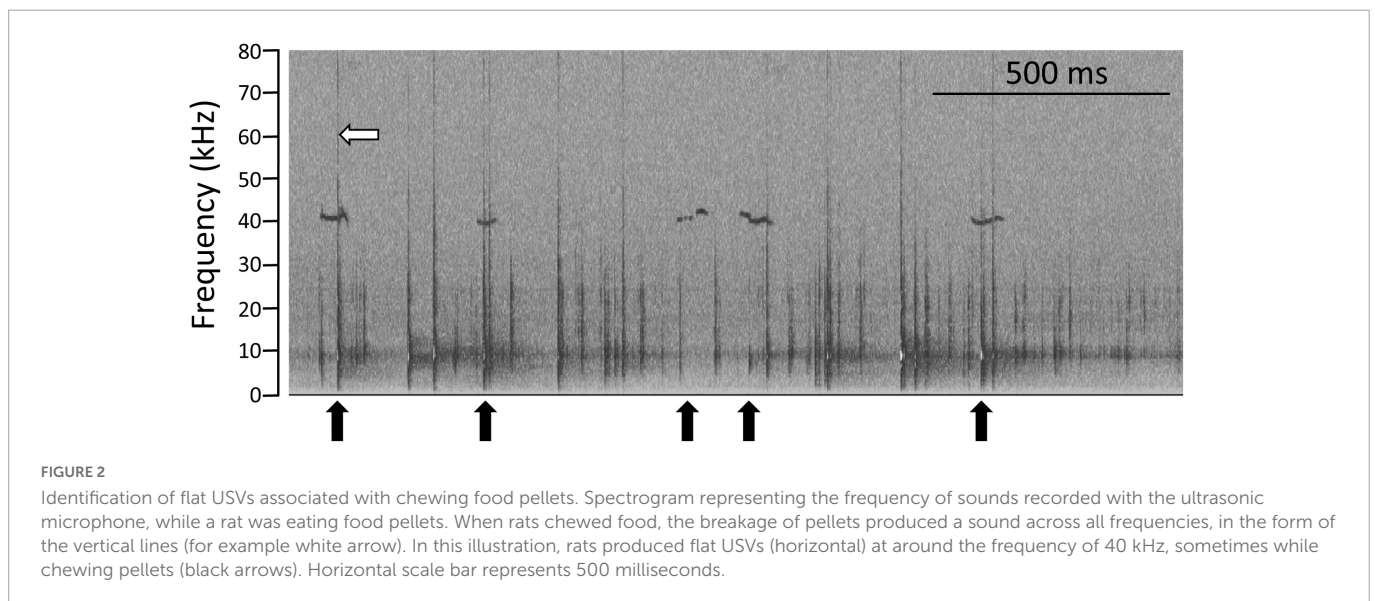
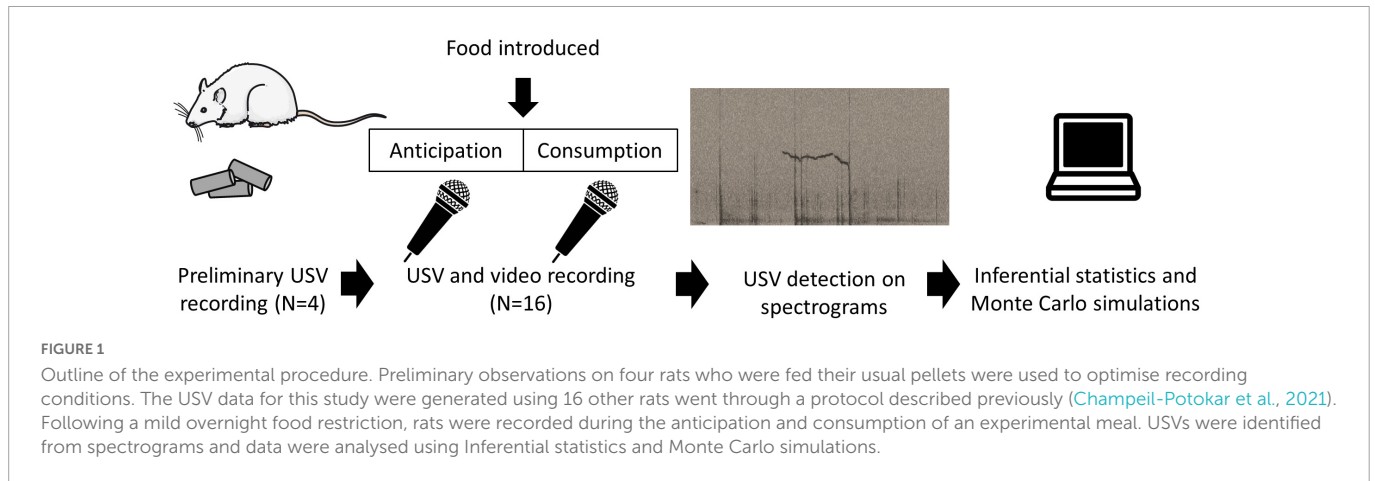
Materials and methods

Animals

The experiments were carried out in accordance with the European Union directive of 22nd September 2010 (2010/63/EU) and were approved by the local ethics committee (COMETHEA) and by the French Ministry for Research (authorisation APAFIS#19571). To optimise our recording conditions (Figure 1), we carried out preliminary recordings on four male rats (3-month old), not used in the rest of this study, who were fed their usual food pellets after a mild food deprivation (described below in section “Experimental design of the test meal”). The insights from those recordings are described in the first paragraph of the section “Results.” Examples of signal obtained feature in the audiograms are presented in Figures 1, 2.

For the experiment reported herein, sixteen male Wistar rats (4 weeks old) were purchased from Janvier Labs, maintained in our animal facility, and kept in pairs in standard rodent cages under controlled light (light:dark 12:12 h reverse cycle, on at 20:00, to ensure testing during the active dark phase) and temperature conditions ($22 \pm 2^\circ\text{C}$). They were kept under those conditions for a 2-week acclimation period, and they were fed a standard laboratory diet (M25 Extralabo, Dietex, France) and water *ad libitum*.

Following the 2-week habituation to the laboratory after their delivery, rats were engaged in an experimental protocol for 8 weeks, consisting of food preference trials, olfactory testing, habituation to experimental food (see below), until they were recorded during the final experimental meal (Champeil-Potokar et al., 2021).



Diets

Food pellets were custom made on site (Unité Expérimentale des Sciences de l'Animal et de l'Aliment de Jouy, INRAE) on a modified version of the AIN-93 M diet (Reeves et al., 1993) with casein as protein source, maize starch, maltodextrin and sucrose as carbohydrates and soy oil as lipids. Protein content of the diet was, respectively, 21% [of energy intake (EI)] for Normal Protein (NP) pellets (given daily during the whole experiment period), 6% EI for Low Protein (LP) pellets (test meal during USV recording) and 60% EI for High Protein (HP) pellets (test meal during USV recording). Carbohydrate was adapted to balance protein, being 61% EI in NP diet, 76% EI in LP pellets and 22% EI in HP pellets. described in detail elsewhere (Champeil-Potokar et al., 2021).

Experimental design of the test meal

The recordings investigated for this study were from 16 rats (aged 14 weeks old) fed NP diet *ad libitum* throughout the experiment. USVs were recorded before (10 min) and during (10 min) the test meal, given after a mild fast of 17 h during the light (rest) phase, to increase the motivation to eat. During the anticipation phase food

pellets were contained in a tea ball, and could therefore be detected but not consumed. We chose a 17 h fast as this allowed us to remove the food over the light phase of the cycle (typically low activity and low feeding) and test the animals the next day during the dark phase (high activity and high feeding). As the food was removed during a phase when rats feed less, we assumed this would enhance motivation to eat but would be a milder intervention than longer food restrictions that encompass the dark phase (and might induce a stronger stress response to maintain energetic balance, e.g., Nowland et al., 2011).

The test meals were carried out during the dark (active) phase, under dim red light (4 lux), in the same type of transparent polycarbonate cages used for housing (42.5 cm × 26.6 cm × 18.5 cm), covered with their metal grid lid. The rats had been habituated to handling and their experimental cage during testing sessions over 8 weeks (as per above (Champeil-Potokar et al., 2021); the same cage was used for each animal for the entire duration of the experiment. After each visit to the cage, any faeces and urine patches were removed and the shavings were mixed. Rats from the same pair residing together were tested at the same time. They were recorded in two cages separated by cardboard walls, which according to our unpublished data strongly decreased ultrasound transmission intensity between cages and prevented a microphone from clearly recording USVs from the other cage.

TABLE 1 Ethogram for behaviours detected in the scan sampling study of the anticipatory and consummatory meal phases (*only in the test meal phase) those behaviours are mutually exclusive.

Behaviour	Description
Up explore	Sniffing and exploring, while rearing
Down explore	Sniffing and exploring, interaction with litter, eating (litter or coprophagia)
Sniff food	Olfactory investigation of the tea ball containing the food pellets (or of the food pellets*)
Move	Locomotor behaviour (when down or rearing), along the horizontal plane
Grooming	Includes partial grooming sequences
Dig litter	Dig litter
Rearing	Rat is on his hind legs
Lying down	Lying down, with lack of perceivable movement
Immobile	Lack of perceivable movement
Feeding*	Bites food from trough, chews food

USV and video recording and analysis

Ultrasonic vocalisations were recorded at a sampling rate of 384 kHz with an ultrasonic microphone (sensitivity range: 10 to 160 kHz; M500–384, Pettersson Elektronik, Sweden) attached 10 cm above the cage lid and a freeware sound-recording programme (Audacity 2.1.3).¹ Sound events were identified from spectrograms generated in Audacity with fast Fourier transform (Hanning window of size 1024). USVs were defined as discrete sonic events of peak frequency 20–100 kHz and duration 10–150 ms, with a minimum of 20 ms between 2 events. We chose such broad criteria to be inclusive of any ultrasonic events not previously described in the literature. The current classification of 50 kHz USV subtypes sometimes lack information on frequency, we therefore recorded subtype and estimated frequency independently. For USV subtype identification, we used published USV descriptions [following amphetamine injection, as described in Wright et al. (2010)], and our own experience in detecting USVs emitted during rat tickling or play behaviour (Bombail et al., 2019; Hammond et al., 2019). When further confirmation was required, the recordings were played at 0.05 × speed to listen to the sounds in the human audible range.

¹ www.audacityteam.org

To visually assess USV frequency, we estimated the projected median value of the total USV trace onto the frequency axis (to the nearest multiple of 5 kHz). Audacity recordings were visually assessed by two researchers naïve to experimental conditions.

Rats were video recorded during the test meals (Sony 12.0 mega pixels HDR-XR-500 Handycam). Recordings were analysed using a freeware video player that allows frame by frame analysis at the resolution of 40 ms (64-bit PotPlayer).² For each rat, the video and USV track timings were synchronised using the sound of a timer audible on both recordings, at the start of each phase. The timing of this event could be assigned to a video frame (at the resolution of 40 ms) and to the USV spectrogram (to the nearest millisecond). This was used to investigate what actions the rats were performing upon USV production. We also used scan sampling at the resolution of 1 s to describe behaviour over the 10 min of anticipation or food consumption phases (600 observations per individual and phase). The ethogram of all the behaviours detected in the recordings is described in Table 1, it follows criteria based on our previous work (Bombail et al., 2019, 2022; Hammond et al., 2019; Champeil-Potokar et al., 2021).

Statistical analysis

Descriptive statistics, one-way non-parametric ANOVA and two-way ANOVA were performed using Prism 5.0 (GraphPad Software Inc., San Diego, CA, USA). Data normality was assessed using the D'Agostino-Pearson test. Further statistical analyses, a linear regression model and Monte Carlo Shuffling, were performed using R (version 3.6.3) and R-Studio (2021.09.1 + 372 "Ghost Orchid").

We observed that the number of vocalisations by USV subtype was similar in rats given LP or HP pellets as test meal, indicating that the type of pellet had no detectable impact on USV production, then datasets from LP or HP groups were merged to carry out further analyses.

A logistic regression model was used to investigate correlations between vocalisation frequencies and co-occurrent behaviours (i.e., occurring upon USV production), taking account individual variability.

In order to investigate variation in USV production between anticipation and consumption of food, we carried out a Delta USV calculation. This was inspired by the Delta SVS calculation which

² potplayer.daum.net

TABLE 2 Coefficients for the general linear model describing the frequency of USVs produced depending on the co-occurring behaviour (* $p < 0.05$, ** $p < 0.001$).

Behaviour	Estimate	Std. error	t-value	$P (> t)$
(Intercept)	72.500	11.615	6.242	8.36e-10**
Feeding	-28.102	11.643	-2.414	0.016098*
Grooming	-47.500	13.743	-3.456	0.000588**
Immobile	6.667	6.706	0.994	0.320551
Lying down	-27.500	11.995	-2.293	0.022234*
Move	10.000	6.146	1.627	0.104259
Sniff food	-20.000	10.388	-1.925	0.054692
Up explore	-12.500	12.365	-1.011	0.312467

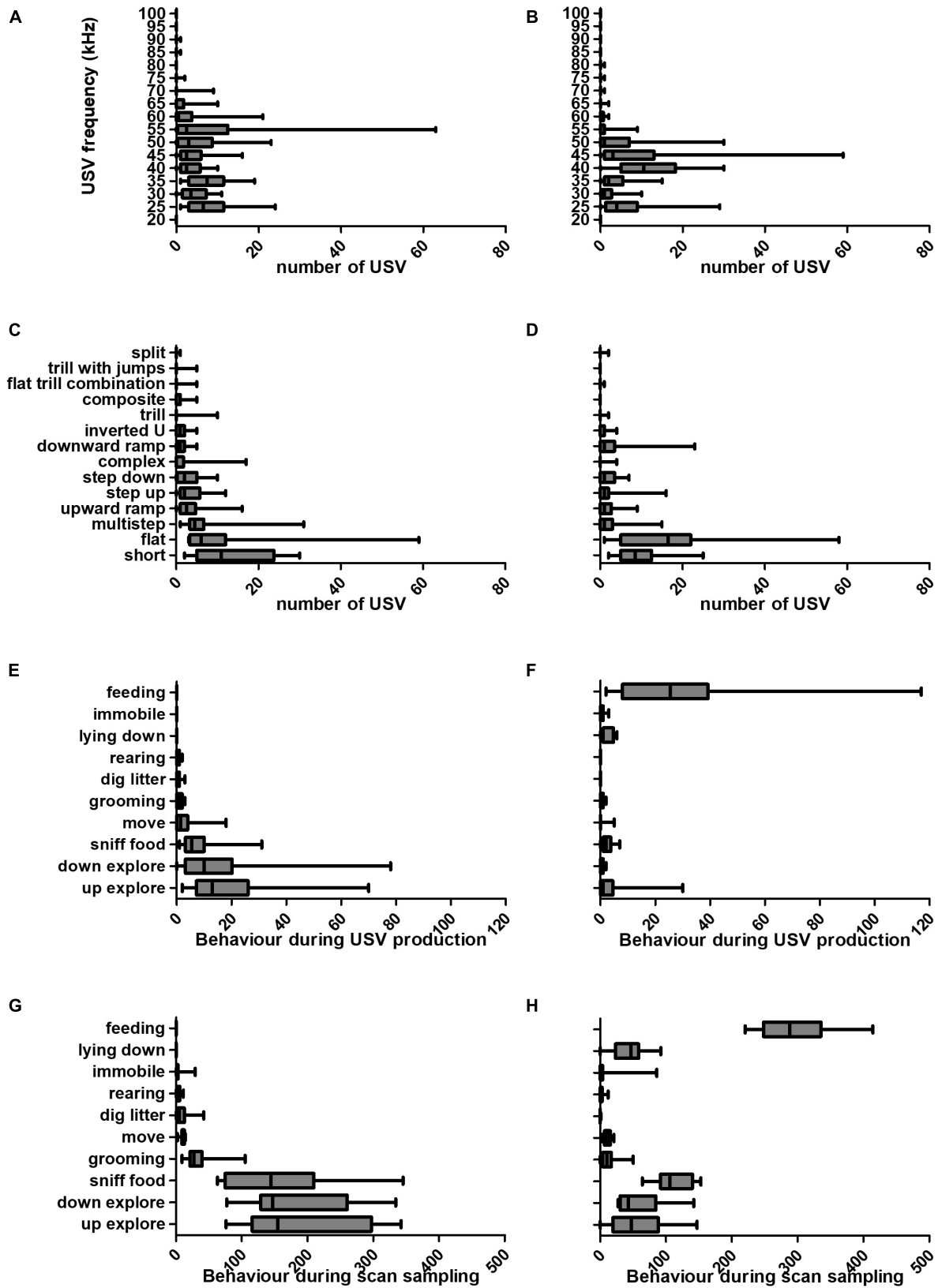
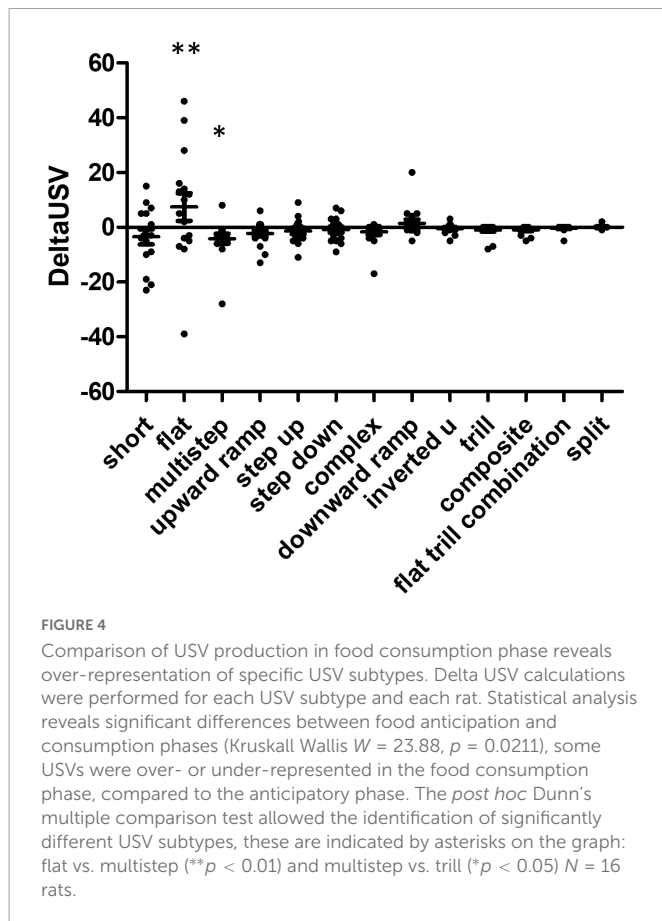


FIGURE 3

Characteristics of USVs emitted (frequency and subtype), and behaviours recorded during the anticipatory and consumption meal phases. We observed a shift in USV properties (frequency and subtype) between the anticipatory and consumption meal phases. Estimated sound frequency (in kHz) of USVs produced during the anticipatory (A) and consumption (B) meal phases. USV subtypes produced by each rat during the anticipatory (C) and consumption (D) meal phases. Number of each behaviour performed upon USV production in anticipatory (E) and consumption (F) meal phases. Number of each behaviour performed in anticipatory (G) and consumption (H) meal phases. All measures were made over the duration of the anticipation and consumption phases (10 min each, or 600 s). Graphs are box-and-whiskers plots describing the minimum value, 25th percentile, median, 75th percentile, and maximum value ($N = 16$ rats).



was used to investigate the differences in vocalisation rates between conditions for a given individual and USV subtype (Seidisarouei et al., 2021). We calculated the Delta USV score by subtracting the number of USV emitted in the anticipation phase to the number emitted in the consumption phase, for each USV subtype and for each individual rat. We compared the Delta USV scores using the non-parametric Kruskal Wallis test.

In order to correlate USV subtypes and specific observed behaviours, we opted for co-occurrence analyses through probabilistic approaches. A Monte-Carlo shuffling analysis was performed to further assess the link between vocalisation subtypes and behaviours. This allowed us to estimate the probability that each vocalisation and behaviour co-occurred above chance levels ($p < 0.05$). This analysis accounted for individual differences in event occurrence and difference in relative rates of vocalisation among animals. A script was designed firstly to count, for a given recording session, the number of co-occurrences of each vocalisation subtype, with each of the coded behavioural categories (Table 1). Then, for recorded session (each individual), vocalisations were randomly assigned a time within the duration of the observation period (shuffling) and the number of behaviour-vocalisation co-occurrences again computed. This shuffling was repeated 10,000 times and the total number of co-occurrences of each USV subtype with each type of behaviour was tabulated. Based on the distribution of these counts, we assigned a distance (expressed in standard deviation z-score) to the actual number of occurrences. Shuffling was performed separately for each rat and all z-scores averaged to generate the final, average z-score values. We consider this probabilistic approach to be efficient as long as the observed events are not too rare (more than

approximately five events observed in the whole data set amongst all individual sessions). Here we present and discuss average z-scores > 2 or < -2 corresponding to a probability of 0.05 or below that co-occurrence could have occurred by chance.

Results

40 kHz flat USVs can be associated with feeding behaviour (chewing food pellets)

Prior to this work, we had serendipitously detected USV production coinciding with feeding, while rats were chewing food pellets or sugar cubes (Hammond et al., 2019). In order to investigate whether this observation was reproducible and carry out preliminary tests for this study, we fed four rats with their usual food pellets. All USVs identified during and around feeding phases could be categorised according to descriptions from the literature (Wright et al., 2010). USV production over 10 min varied greatly between individuals (0.4 to 8.9 USV/min). Two individuals produced 22 kHz USVs, indicating they could be experiencing fear or anxiety. This prompted us to ensure our test animals were well habituated to handling and the experimental procedure, prior to recording them, in order to maximise vocalisations (since USV production may be inhibited by stress, e.g., Ishiyama and Brecht, 2016). Video and audiogram analyses revealed that when food pellets were broken off by the rat's teeth and chewed, their breakage produced brief sounds containing all measured frequencies (< 1 ms long, frequency from 0 to > 100 kHz, vertical lines on Figure 1). These preliminary observations indicated that during the food consumption phases, while chewing their food, rats produced flat USVs at the frequency of approximately 40 kHz (as illustrated on Figure 2). We verified this was not a recording artefact by checking that this phenomenon was only observed during a meal, and through analysing recordings of food pellets broken manually in the absence of rats, and rats recorded in the absence of food pellets. The manual breakage of a food pellets only led to the production of a sharp cracking sound, the vertical lines seen on Figure 1 (described above), and when rats were not feeding, we never observed the coincidence of flat USVs with such vertical spectrogram patterns.

USV production and behaviour during anticipation and consumption of a meal

We identified in total 778 USVs (486 USV/10 min for LP and 292 USV/10 min for HP) during the anticipation phase and 652 USVs (333 USV/10 min for LP and 319 USV/10 min for HP) during the food consumption phase. Although there were great quantitative differences between the subtypes of USVs produced, we did not detect any significant food pellet effect [USV subtype factor $F_{(13,182)} = 18.62$, $p < 0.0001$; food pellet factor, $F_{(1,182)} = 0.01$, $p = 0.93$, interaction $F_{(13,182)} = 0.35$, $p = 0.98$]. Since pellet type did not affect USV production profile, we merged data from LP- and HP-fed rats, to further investigate USV production during the feeding phase.

Over the course of the experiment, behaviour, USV frequency and subtype differed between food anticipation and consumption phases. In spite of marked individual differences, a pattern of

Feeding	1.4	0	2.4	-1.7	-1.3	-2.1	0.4	-2.4	1.3	-2.3	-0.8	-1.7
Immobile	-0.3	0.7	-2.3	-0.1	-0.4	2.6	0.2	-0.1	1.2	1.1	-0.1	-0.6
Lying down	-0.6	1	0.3	-0.2	0.5	-0.8	-1.2	-0.3	-0.6	0.2	2.8	1.1
Grooming	-0.3	0.7	-0.8	-0.1	-0.4	1	-0.7	-0.2	1.1	-0.6	-0.1	1.2
Sniffing	-0.6	0.6	-0.4	-0.3	0.3	1.1	0.5	-0.4	-1.5	1.3	-0.4	-1.5
Down explore	-0.3	0.6	-1.1	-0.1	-0.4	-0.7	0	-0.2	-0.6	2.6	-0.2	1
Up explore	-0.8	-1.7	-2.5	-0.3	2	1.6	0.8	4.5	-0.5	0.7	-0.4	2.1
	Complex	Downward ramp	Flat	Flat-trill combination	Inverted U	Multistep	Short	Split	Step down	Step-up	Trill	Upward ramp

FIGURE 5

Monte Carlo shuffling analysis reveals association between USVs produced and specific behaviours. Each USV produced during the feeding phase, and the behaviour performed upon vocalising, was analysed using Monte Carlo shuffling simulations. Those analyses resulted in z-values representing a probability of association. A z-value above 2 and below -2 (highlighted in grey) represent, respectively, a statistically significant association or lack of association between behaviour and USV ($p = 0.0455$ or below) $N = 16$ rats.

USV production emerged. The number of USVs and associated behaviours are presented for the anticipatory and consummatory phases (Figure 3). The distribution of USV frequency was altered in presence of food (Figures 3A, B). USVs of frequency 50 kHz and above constituted 337 (43%) of total USVs produced during anticipation, and 111 (17%) during the consumption phase. In contrast, during the consumption phase, 410 USVs (63%) had frequencies between 35 and 45 kHz, whereas only 238 (31%) during anticipation.

The general linear model results are presented in Table 2. The predicted frequencies can be calculated by subtracting the estimate value for each co-occurrent behaviour from the intercept estimate. Statistical analysis using the logistical regression model revealed a significant correlation between behaviour observed upon USV production and vocalisation frequencies ($F = 10.268$; $p < 10^{-11}$). USVs produced while rats were feeding were of a predicted frequency of 44 kHz ($p = 0.016$). Additionally, the predicted frequencies were 25 kHz for USVs produced during grooming ($p = 0.00059$) and 45 kHz for lying down ($p = 0.022$). It should be noted that a strong effect of each individual was highlighted by this statistical model ($F = 12.512$; $p < 10^{-15}$), thus indicating a very strong heterogeneity between animals as demonstrated in Figure 3.

Figures 3C, D show USV subtypes produced during anticipatory and meal phases. The three most abundant USV subtypes during the anticipation phase were short, flat and multistep USVs (representing 63% of total USVs), and during the consumption phase, there were more short, flat and downward ramp USVs (representing 64%).

Next, we investigated the actions performed by rats while they were vocalising (Figures 3E, F), in comparison to the scan sampling data, which describe rat behaviour every second of the 10 min investigated (Figures 3G, H). During the anticipation phase 74% of USVs were produced during up- or down-explore behaviours (Figure 3E), which represented 63% of all behaviours (Figure 3G). This raises the possibility that rats produced more USVs during those behaviours because these behaviours were more frequent. Interestingly, our data shows that more USVs were produced during feeding, since while feeding represented only 49% of all recorded

behaviours during the consumption phase (Figure 3F), 75% USVs emitted during this phase were associated to feeding (Figure 3H).

Flat USVs are more frequent during the meal consumption phase

Using anticipation as the control (basal state), we calculated the delta USV for each rat during the consumption phase (Figure 4). We excluded trill with jumps USVs (five events), since those were produced by only one individual during the anticipation phase. Kruskal Wallis testing showed a difference between USV subtypes ($W = 23.9$, $p = 0.02$), and Dunn's multiple comparison tests indicate the significant comparisons were flat vs. multistep and multistep vs. split. Overall, rats produced more flat USVs and fewer multistep USVs during the consumption phase than during the anticipation. When considering USVs that were produced while the food was being chewed (vertical audiogram signal, see above and Figure 2), 30% of total USVs (198/652) were produced while rats were chewing their food, while 43% of flats (124/287) were produced while rats were chewing their food (Chi square 1, 1261 = 6.89, $p = 0.009$). Flat USVs were more likely than other USVs to be produced while rats were chewing food.

Monte Carlo simulation shows flat USVs are associated with feeding behaviour

Monte Carlo shuffling was used to investigate associations between behavioural categories and vocalisation subtypes. Our analysis indicates that several associations were probably not due to chance (Figure 5). Too few USVs were observed for "rearing," "move," and "dig litter" behaviours, and those behaviours were not included in the analysis. "Feeding" behaviour shows very particular patterns of association since it was associated with flat USVs (z-score = 2.4) but was associated with fewer multistep USVs

(z-score = -2.1), split USVs (z-score = -2.4), and step-up USVs (z-score = -2.3). The “immobile” behaviour is strongly exclusive of flat USVs (z-score = -2.3) and associated with multistep USVs (z-score = + 2.6). “Lying down” behaviour is strongly associated with trill USVs (z-score = + 2.8). “Down explore” had a positive association with step up USVs (z-score = 2.6). The “up explore” behaviour was not associated with flat USVs (z-score = -2.5) and, conversely, associated with inverted U USVs (z-score = 2), split USVs (z-score = 4.5), and upward ramp USVs (z-score = 2.1). “Grooming” and “sniffing” behaviours were not associated with any subtype of USVs.

Discussion

We sought to investigate USV production associated with feeding. Associations between rat USVs and behaviours during anticipation and meal consumption were drawn using statistical and probabilistic analysis of behavioural and vocalisation sequences. We observed that USVs emitted upon food consumption were predominantly flat shaped USVs of 40–45 kHz frequency (herein referred to as 40 kHz flat USVs). Since we observed these USVs in older individuals and in a different context, we postulate they were distinct from the pup alarm calls produced upon maternal separation (Boulanger-Bertolus et al., 2017).

In keeping with results by others (e.g., Mulvihill and Brudzynski, 2018), we find that food consumption does not affect total number of USVs produced, compared to meal anticipation (Champeil-Potokar et al., 2021); in contrast the proportion of flats and other USVs, as well as their frequencies, changes (e.g., as seen in Simola et al., 2012b). Note that since we used different inclusion criteria, for instance cut off lower frequency of 20 kHz here, instead of 30 kHz in Champeil-Potokar et al. (2021), the number of USVs detected slightly differed from our previous report.

This USV-behaviour association identified upon consumption of the experimental meal is consistent with the findings of Takahashi et al. (2010), who used a different approach. In an observational study where behaviour and USVs were investigated over several hours of home cage life, Takahashi et al. (2010) found that a cluster of 40 kHz flat USVs was associated with phases of feeding. In 24 h recordings of rats where food availability was temporally restricted, Opiol et al. (2015) also described a greater flat USV production (of unspecified frequency) when food was available. Flat USV production (of unspecified frequency) has also been described in other experimental models of ingestive behaviour (Mulvihill and Brudzynski, 2018), using ethanol and sugary cereal treats, considered to have high valence and attractiveness. Our observations indicate that similar USVs are produced for less palatable food such as usual pellets. Interestingly by comparing USV production patterns in a range of attractive stimuli, non-social situations rewards elicited more flat USVs than social interactions (Seidisarouei et al., 2021). This is consistent with our observed USV production pattern detected in up-explore behaviours, where the rat might be seeking social interaction, away from the empty cage. When exploring above them, rats produced fewer flats and more USVs with frequency modulation (higher frequency range) such as upward ramp and step up USVs. Our data confirm and expand on previous findings, as we show USVs were produced while the rats were chewing their food. We identified 40 kHz flat USV that started before and ended after the chewing of

food pellets. Beyond the circumstantial association feeding-flat USVs, this links vocalisation to consummatory ingestive behaviour. In other words, rats do chirp with their mouth full.

What might be the neurophysiological correlates of feeding-associated 40 kHz flat USV production? Several lesion or neuropharmacology studies (Grant et al., 2015; Vecchia et al., 2018; Costa et al., 2020), including using inhibition of USVs by haloperidol (Thompson et al., 2006; Wright et al., 2013; Mulvihill and Brudzynski, 2019) and diazepam (de Oliveira Guaita et al., 2018) support the hypothesis that dopaminergic signalling is involved in promoting/stimulating vocalisation behaviour. Interestingly, flat USVs are the least observed USVs when rats perform the very rewarding act of playing (Burke et al., 2017). Flat USV production can be associated with a depression of the dopaminergic tone. For instance, Ciucci et al. (2009) show FM USVs are replaced by flats in rats after reducing dopaminergic signalling with haloperidol or 6-hydroxydopamine administration. Similarly rats with mutations in the *Cacna1c* gene, putatively suffering from altered dopaminergic signalling (Terrillion et al., 2017) and associated with mood disorders, produce more flat USVs (Sangarapillai et al., 2022). However, others have shown flat USVs might be more represented in conditions of hyperdopaminergic activity (Wright et al., 2010; Simola et al., 2012b; Simola and Costa, 2018). It is therefore possible the production of our 40 kHz flat USVs represents a modulation (higher or lower) of dopaminergic tone upon chewing the food.

We found no significant impact of meal pellet components (HP vs. LP) on USV production. This could be because the mild (17 h in the light phase, when rats rest) food restriction administered to increase motivation to eat made all food attractive and rewarding, regardless of meal type. The question of food palatability/preference and USV production, and their interaction with physiological status (fed/food-restricted) or social context, requires further investigations. In accordance with our previous results (Champeil-Potokar et al., 2021), there was a great degree of individual variability in USV response, as we also found in rat playful handling or tickling, a form of heterospecific play where the human experimenter simulates rough and tumble play with a rat (e.g., Bombail et al., 2021). This variability in USV production has been previously linked to the diversity in emotional behaviour and laboratory animal temperament between individuals (Sundarakrishnan and Clarke, 2022). Discrimination in total USV production has been used to investigate rats with low and high positive affect, links between chronic stress and response to amphetamine administration (Köiv et al., 2016), anxiety/depressive traits (Mällo et al., 2007, 2009). Interestingly these characteristics are linked to DA signalling (Buck et al., 2014). Extremely high or low USV production is also linked to response sensitivity to amphetamine treatment (Kaniuga et al., 2016). Rats who produce more USVs upon tickling exhibit higher optimism, cognitive bias toward positive outcomes (Rygula et al., 2012). USV production also differs between goal- vs. sign-tracker rats in Pavlovian learning tasks, where the salience of a conditioned stimulus is linked to varying USV production (Sangarapillai et al., 2021). One important question would be to investigate possible links between individual USV production patterns and feeding behaviour.

The fact that food intake might be accompanied by emission of 40 kHz flat USVs (in addition to other sensory cues) begs the question of the impact, if any, the USVs might have on feeding behaviour of a listener rat. Playback studies would be interesting, to investigate those might be referential calls (Manser and Manser,

2016). In rats, flat USVs have a role in social communication (Brudzynski, 2013b) and the fact they might not always be associated with pleasurable or social stimuli (Burgdorf et al., 2008; Wöhr et al., 2008) suggests one of their functions might be a role in social behaviour coordination (Burgdorf et al., 2008). Food associated calls are found in other species, their meaning remains elusive (Clay et al., 2012). In some cases, speculations on their role point toward social signalling. For instance, in white-faced capuchin monkeys, *Cebus capucinus*, feeding-associated calls might reduce aggression, through advertising food ownership (Gros-Louis, 2004). Conversely, food call may also advertise the presence of food for others to share resource location, and therefore vocalisations can be part of collaborative behaviour (O'Bryan et al., 2021). It has been shown that observation of a rat eating a choice of two food types influences food choice and food intake in an observer (Galef and Wigmore, 1983). This phenomenon, the “information-centre” hypothesis, constitutes an example of social transmission of diet preference in rats. This transmission of dietary information was found to be independent of whether the rats were long domesticated, hungry, unfamiliar to the observer, young, and took place for solid food and liquids (Galef and Wigmore, 1983). It has been shown this transmission might take place partly through chemosensory cues, including gustatory contact (Laland and Plotkin, 1993). But in a rat world rich in odours and sounds (Burn, 2008), olfaction is not the sole mechanism of food information transmission (Galef, 1990), the congruence of food information modalities might constitute a stronger message. Feeding-associated USVs could therefore play a role in socially guided food choices.

In conclusion, our study demonstrates that specific (40 kHz flat) USVs are emitted by rats during a meal, notably during chewing, with a great variation between individuals. This variability, together with the difficulty in identifying USVs, might constitute challenges, although new tools (e.g., Coffey et al., 2019) should allow us to overcome these limitations. The meaning of these USVs remains to be investigated and could reflect hedonic manifestation and/or social calls. Our findings, in line with previous published results, shed light on the fact that nutritional studies should include description of rat vocalisation behaviour when they eat. Future experiments will involve comparing the USV response to meals with a range of hedonic value and should take into account the individual variations in physiology and taste preference. Future recordings of rat USVs in relation to feeding behaviour should also take into account naturally occurring variations in pro-social behaviour among individuals. Food intake is a process that has a social dimension. After decades of feeding single caged rats in nutrition research, the time might have come to listen to their conversations. This might give us something to talk about at dinner tonight.

Data availability statement

The raw data supporting the conclusions of this article will be made available by the authors, without undue reservation.

Ethics statement

This animal study was reviewed and approved by the experiments were carried out in accordance with

the European Union directive of 22nd September 2010 (2010/63/EU) and were approved by the Local Ethics Committee (COMETHEA) and by the French Ministry for Research (authorisation APAFIS#19571).

Author contributions

GC-P: methodology, investigation, and writing—reviewing and editing. LK: investigation and writing—reviewing and editing. OR: methodology and writing—reviewing and editing. ID: conceptualisation, methodology, validation, funding acquisition, and writing—reviewing and editing. ND: conceptualisation, methodology, formal analysis, writing—original draft, and writing—reviewing and editing. VB: supervision, project administration, funding acquisition, conceptualisation, methodology, formal analysis, writing—original draft, and writing—reviewing and editing. All authors contributed to the article and approved the submitted version.

Funding

All authors acknowledge funding from the Human Nutrition and Food Safety (ALIMH), and Animal Physiology and Livestock Systems (PHASE) departments at INRAE. VB also acknowledges funding from the National Centre for Replacement, Refinement and Reduction of Animals in Research (NC3R, grant NC/W001209/1 to Professor A.B. Lawrence et al.).

Acknowledgments

We thank all four reviewers for their thorough and very constructive feedback, which improved our manuscript. Aurelien Raynaud and Patrice Dahirel deserve recognition for their help with animal care.

Conflict of interest

The authors declare that the research was conducted in the absence of any commercial or financial relationships that could be construed as a potential conflict of interest.

Publisher's note

All claims expressed in this article are solely those of the authors and do not necessarily represent those of their affiliated organizations, or those of the publisher, the editors and the reviewers. Any product that may be evaluated in this article, or claim that may be made by its manufacturer, is not guaranteed or endorsed by the publisher.

References

- Barfield, R. J., and Geyer, L. A. (1972). Sexual behavior: Ultrasonic postejaculatory song of the male rat. *Science* 176, 1349–1350. doi: 10.1126/SCIENCE.176.4041.1349
- Bombail, V., Brown, S. M., Hammond, T. J., Meddle, S. L., Nielsen, B. L., Tivey, E. K. L., et al. (2021). Crying with laughter: Adapting the tickling protocol to address individual differences among rats in their response to playful handling. *Front. Vet. Sci.* 8:623. doi: 10.3389/FVETS.2021.677872/BIBTEX
- Bombail, V., Brown, S. M., Martin, J. E., Meddle, S. L., Mendl, M., Robinson, E. S. J., et al. (2022). Stage 1 registered report: Refinement of tickling protocols to improve positive animal welfare in laboratory rats. *F1000Research* 11:1053. doi: 10.12688/f1000research.125649.2
- Bombail, V., Jérôme, N., Lam, H., Muszlak, S., Meddle, S. L., Lawrence, A. B., et al. (2019). Odour conditioning of positive affective states: Rats can learn to associate an odour with being tickled. *PLoS One* 14:e0212829. doi: 10.1371/JOURNAL.PONE.0212829
- Borta, A., Wöhr, M., and Schwarting, R. K. W. (2006). Rat ultrasonic vocalization in aversively motivated situations and the role of individual differences in anxiety-related behavior. *Behav. Brain Res.* 166, 271–280. doi: 10.1016/J.BBR.2005.08.009
- Boulanger-Bertolus, J., Rincón-Cortés, M., Sullivan, R. M., and Mouly, A. M. (2017). Understanding pup affective state through ethologically significant ultrasonic vocalization frequency. *Sci. Rep.* 7:13483. doi: 10.1038/S41598-017-13518-6
- Brenes, J. C., and Schwarting, R. K. W. (2015). Individual differences in anticipatory activity to food rewards predict cue-induced appetitive 50-kHz calls in rats. *Physiol. Behav.* 149, 107–118. doi: 10.1016/J.PHYSBEH.2015.05.012
- Browning, J. R., Browning, D. A., Maxwell, A. O., Dong, Y., Jansen, H. T., Panksepp, J., et al. (2011). Positive affective vocalizations during cocaine and sucrose self-administration: A model for spontaneous drug desire in rats. *Neuropharmacology* 61:268. doi: 10.1016/J.NEUROPHARM.2011.04.012
- Brudzynski, S. M. (2013a). Ethotransmission: Communication of emotional states through ultrasonic vocalization in rats. *Curr. Opin. Neurobiol.* 23, 310–317.
- Brudzynski, S. M. (2013b). Ethotransmission: Communication of emotional states through ultrasonic vocalization in rats. *Curr. Opin. Neurobiol.* 23, 310–317. doi: 10.1016/J.CONB.2013.01.014
- Buck, C. L., Vendruscolo, L. F., Koob, G. F., and George, O. (2014). Dopamine D1 and μ -opioid receptor antagonism blocks anticipatory 50 kHz ultrasonic vocalizations induced by palatable food cues in Wistar rats. *Psychopharmacology* 231:929. doi: 10.1007/S00213-013-3307-2
- Burgdorf, J., and Panksepp, J. (2006). The neurobiology of positive emotions. *Neurosci. Biobehav. Rev.* 30, 173–187. doi: 10.1016/J.NEUROBIOL.2005.06.001
- Burgdorf, J., Kroes, R. A., Moskal, J. R., Pfau, J. G., Brudzynski, S. M., and Panksepp, J. (2008). Ultrasonic vocalizations of rats (*Rattus norvegicus*) during mating, play, and aggression: Behavioral concomitants, relationship to reward, and self-administration of playback. *J. Comp. Psychol.* 122, 357–367. doi: 10.1037/A0012889
- Burke, C. J., Kisko, T. M., Swiftwolfe, H., Pellis, S. M., and Euston, D. R. (2017). Specific 50-kHz vocalizations are tightly linked to particular types of behavior in juvenile rats anticipating play. *PLoS One* 12:e0175841. doi: 10.1371/JOURNAL.PONE.0175841
- Burke, C. J., Markovina, M., Pellis, S. M., and Euston, D. R. (2021). Rat 50 kHz trill calls are tied to the expectation of social interaction. *Brain Sci.* 11:1142. doi: 10.3390/BRAINSCI11091142
- Burn, C. C. (2008). What is it like to be a rat? Rat sensory perception and its implications for experimental design and rat welfare. *Appl. Anim. Behav. Sci.* 112, 1–32. doi: 10.1016/J.APPLANIM.2008.02.007
- Champeil-Potokar, G., Crossouard, L., Jérôme, N., Ouali, C., Darcel, N., Davidenko, O., et al. (2021). Diet protein content and individual phenotype affect food intake and protein appetite in rats. *J. Nutr.* 151, 1311–1319. doi: 10.1093/JN/NXAA455
- Ciucci, M. R., Ahrens, A. M., Ma, S. T., Kane, J. R., Windham, E. B., Woodlee, M. T., et al. (2009). Reduction of dopamine synaptic activity: Degradation of 50-kHz ultrasonic vocalization in rats. *Behav. Neurosci.* 123:328. doi: 10.1037/A0014593
- Clay, Z., Smith, C. L., and Blumstein, D. T. (2012). Food-associated vocalizations in mammals and birds: What do these calls really mean? *Anim. Behav.* 83, 323–330. doi: 10.1016/J.ANBEHAV.2011.12.008
- Coffey, K. R., Marx, R. G., and Neumaier, J. F. (2019). DeepSqueak: A deep learning-based system for detection and analysis of ultrasonic vocalizations. *Neuropsychopharmacology* 44, 859–868. doi: 10.1038/s41386-018-0303-6
- Costa, G., Serra, M., Marongiu, J., Morelli, M., and Simola, N. (2020). Influence of dopamine transmission in the medial prefrontal cortex and dorsal striatum on the emission of 50-kHz ultrasonic vocalizations in rats treated with amphetamine: Effects on drug-stimulated and conditioned calls. *Prog. Neuro Psychopharmacol. Biol. Psychiatry* 97:109797. doi: 10.1016/J.PNPBP.2019.109797
- de Oliveira Guaita, G., Vecchia, D. D., Andreatini, R., Robinson, D. L., Schwarting, R. K. W., and da Cunha, C. (2018). Diazepam blocks 50 kHz ultrasonic vocalizations and stereotypies but not the increase in locomotor activity induced in rats by amphetamine. *Psychopharmacology* 235, 1887–1896. doi: 10.1007/S00213-018-4878-8/FIGURES/4
- Fleckenstein, A. E., Volz, T. J., Riddle, E. L., Gibb, J. W., and Hanson, G. R. (2007). New insights into the mechanism of action of amphetamines. *Annu. Rev. Pharmacol. Toxicol.* 47, 681–698. doi: 10.1146/ANNUREV.PHARMTOX.47.120505.105140
- Galef, B. G. (1990). Necessary and sufficient conditions for communication of diet preferences by Norway rats. *Anim. Learning Behav.* 18, 347–351.
- Galef, B. G., and Wigmore, S. W. (1983). Transfer of information concerning distant foods: A laboratory investigation of the 'information-centre' hypothesis. *Anim. Behav.* 31, 748–758. doi: 10.1016/S0003-3472(83)80232-2
- García, E. J., McCowan, T. J., and Cain, M. E. (2015). Harmonic and frequency modulated ultrasonic vocalizations reveal differences in conditioned and unconditioned reward processing. *Behav. Brain Res.* 287, 207–214. doi: 10.1016/J.BBR.2015.03.049
- Grant, L. M., Barnett, D. G., Doll, E. J., Levenson, G., and Ciucci, M. (2015). Relationships among rat ultrasonic vocalizations, behavioral measures of striatal dopamine loss, and striatal tyrosine hydroxylase immunoreactivity at acute and chronic time points following unilateral 6-hydroxydopamine-induced dopamine depletion. *Behav. Brain Res.* 291, 361–371. doi: 10.1016/J.BBR.2015.05.042
- Gros-Louis, J. (2004). The function of food-associated calls in white-faced capuchin monkeys, *Cebus capucinus*, from the perspective of the signaller. *Anim. Behav.* 67, 431–440. doi: 10.1016/J.ANBEHAV.2003.04.009
- Hammond, T., Bombail, V., Nielsen, B. L., Meddle, S. L., Lawrence, A. B., and Brown, S. M. (2019). Relationships between play and responses to tickling in male juvenile rats. *Appl. Anim. Behav. Sci.* 221:104879. doi: 10.1016/J.APPLANIM.2019.104879
- Ishiyama, S., and Brecht, M. (2016). Neural correlates of ticklishness in the rat somatosensory cortex. *Science* 354, 757–760. doi: 10.1126/science.aah5114
- Kaniuga, E., Taracha, E., Stepień, T., Wierzb-Bobrowicz, T., Płaźnik, A., and Chrapusta, S. J. (2016). Rats showing low and high sensitization of frequency-modulated 50-kHz vocalization response to amphetamine differ in amphetamine-induced brain Fos expression. *Brain Res.* 1648, 356–364. doi: 10.1016/J.BRAINRES.2016.08.008
- Knutson, B., Burgdorf, J., and Panksepp, J. (1998). Anticipation of play elicits high-frequency ultrasonic vocalizations in young rats. *J. Comp. Psychol.* 112, 65–73. doi: 10.1037/0735-7036.112.1.65
- Köiv, K., Metelitsa, M., Vares, M., Tiitsaar, K., Raudkivi, K., Jaako, K., et al. (2016). Chronic variable stress prevents amphetamine-elicited 50-kHz calls in rats with low positive affectivity. *Eur. Neuropsychopharmacol.* 26, 631–643. doi: 10.1016/J.EURONEURO.2016.02.011
- LaFollette, M. R., O'Haire, M. E., Cloutier, S., Blankenberger, W. B., and Gaskill, B. N. (2017). Rat tickling: A systematic review of applications, outcomes, and moderators. *PLoS One* 12:e0175320. doi: 10.1371/JOURNAL.PONE.0175320
- Laland, K. N., and Plotkin, H. C. (1993). Social transmission of food preferences among Norway rats by marking of food sites and by gustatory contact. *Anim. Learning Behav.* 21, 35–41. doi: 10.3758/BF03197974
- Mällo, T., Matrov, D., Herm, L., Köiv, K., Eller, M., Rincken, A., et al. (2007). Tickling-induced 50-kHz ultrasonic vocalization is individually stable and predicts behaviour in tests of anxiety and depression in rats. *Behav. Brain Res.* 184, 57–71. doi: 10.1016/J.BBR.2007.06.015
- Mällo, T., Matrov, D., Köiv, K., and Harro, J. (2009). Effect of chronic stress on behavior and cerebral oxidative metabolism in rats with high or low positive affect. *Neuroscience* 164, 963–974. doi: 10.1016/J.NEUROSCIENCE.2009.08.041
- Manser, M. B., and Manser, M. B. (2016). "Referents and semantics in animal vocalizations," in *Psychological mechanisms in animal communication*, (Heidelberg: Springer), 223–249. doi: 10.1007/978-3-319-48690-1_8
- Mulvihill, K. G., and Brudzynski, S. M. (2018). Non-pharmacological induction of rat 50-kHz ultrasonic vocalization: Social and non-social contexts differentially induce 50-kHz call subtypes. *Physiol. Behav.* 196, 200–207. doi: 10.1016/J.PHYSBEH.2018.09.005
- Mulvihill, K. G., and Brudzynski, S. M. (2019). Effect of microinjections of dopamine into the nucleus accumbens shell on emission of 50 kHz USV: Comparison with effects of d-amphetamine. *Pharmacol. Biochem. Behav.* 176, 23–32. doi: 10.1016/J.PBB.2018.11.006
- Nowland, M. H., Hugunin, K. M. S., and Rogers, K. L. (2011). Effects of short-term fasting in male Sprague-Dawley rats. *Comp. Med.* 61, 138–144.
- O'Bryan, L. R., Lambeth, S. P., Schapiro, S. J., and Wilson, M. L. (2021). Playbacks of food-associated calls attract chimpanzees towards known food patches in a captive setting. *Primates* 62, 905–918. doi: 10.1007/S10329-021-00936-4
- Opiol, H., Pavlovski, I., Michalik, M., and Mistlberger, R. E. (2015). Ultrasonic vocalizations in rats anticipating circadian feeding schedules. *Behav. Brain Res.* 284, 42–50. doi: 10.1016/J.BBR.2015.02.003
- Reeves, P. G., Nielsen, F. H., and Fahey, G. C. (1993). AIN-93 purified diets for laboratory rodents: Final report of the American institute of nutrition ad hoc writing committee on the reformulation of the AIN-76A rodent diet. *J. Nutr.* 123, 1939–1951.
- Rippberger, H., van Gaalen, M., Schwarting, R., and Wöhr, M. (2015). Environmental and pharmacological modulation of amphetamine-induced 50-kHz ultrasonic vocalizations in rats. *Curr. Neuropharmacol.* 13, 220–232. doi: 10.2174/1570159X1302150525124408

- Rygula, R., Pluta, H., and Popik, P. (2012). Laughing rats are optimistic. *PLoS One* 7:e51959. doi: 10.1371/JOURNAL.PONE.0051959
- Sadananda, M., Natusch, C., Karrenbauer, B., and Schwarting, R. K. W. (2012). 50-kHz calls in rats: Effects of MDMA and the 5-HT_{1A} receptor agonist 8-OH-DPAT. *Pharmacol. Biochem. Behav.* 101, 258–264. doi: 10.1016/J.PBB.2012.01.012
- Sangarapillai, N., Ellenberger, M., Wöhr, M., and Schwarting, R. K. W. (2021). Ultrasonic vocalizations and individual differences in rats performing a Pavlovian conditioned approach task. *Behav. Brain Res.* 398:112926. doi: 10.1016/J.BBR.2020.112926
- Sangarapillai, N., Wöhr, M., and Schwarting, R. K. W. (2022). Appetitive 50 kHz calls in a pavlovian conditioned approach task in Cacna1c haploinsufficient rats. *Physiol. Behav.* 250:113795. doi: 10.1016/J.PHYSBEH.2022.113795
- Schwarting, R. K. W., and Wöhr, M. (2012). On the relationships between ultrasonic calling and anxiety-related behavior in rats. *Braz. J. Med. Biol. Res.* 45:337. doi: 10.1590/S0100-879X2012007500038
- Seidisarouei, M., van Gorp, S., Pranic, N. M., Calabus, I. N., van Wingerden, M., and Kalenscher, T. (2021). Distinct Profiles of 50 kHz vocalizations differentiate between social versus non-social reward approach and consumption. *Front. Behav. Neurosci.* 15:693698. doi: 10.3389/FNBEH.2021.693698/FULL
- Simola, N., and Brudzynski, S. M. (2018a). Repertoire and biological function of ultrasonic vocalizations in adolescent and adult rats. *Handb. Behav. Neurosci.* 25, 177–186. doi: 10.1016/B978-0-12-809600-0.00017-2
- Simola, N., and Brudzynski, S. M. (2018b). Rat 50-kHz ultrasonic vocalizations as a tool in studying neurochemical mechanisms that regulate positive emotional states. *J. Neurosci. Methods* 310, 33–44. doi: 10.1016/J.JNEUMETH.2018.06.018
- Simola, N., and Costa, G. (2018). Emission of categorized 50-kHz ultrasonic vocalizations in rats repeatedly treated with amphetamine or apomorphine: Possible relevance to drug-induced modifications in the emotional state. *Behav. Brain Res.* 347, 88–98. doi: 10.1016/J.BBR.2018.02.041
- Simola, N., and Granon, S. (2019). Ultrasonic vocalizations as a tool in studying emotional states in rodent models of social behavior and brain disease. *Neuropharmacology* 159:107420. doi: 10.1016/J.NEUROPHARM.2018.11.008
- Simola, N., Fenu, S., Costa, G., Pinna, A., Plumitallo, A., and Morelli, M. (2012a). Pharmacological characterization of 50-kHz ultrasonic vocalizations in rats: Comparison of the effects of different psychoactive drugs and relevance in drug-induced reward. *Neuropharmacology* 63, 224–234.
- Simola, N., Fenu, S., Costa, G., Pinna, A., Plumitallo, A., and Morelli, M. (2012b). Pharmacological characterization of 50-kHz ultrasonic vocalizations in rats: Comparison of the effects of different psychoactive drugs and relevance in drug-induced reward. *Neuropharmacology* 63, 224–234. doi: 10.1016/J.NEUROPHARM.2012.03.013
- Simola, N., Frau, L., Plumitallo, A., and Morelli, M. (2014). Direct and long-lasting effects elicited by repeated drug administration on 50-kHz ultrasonic vocalizations are regulated differently: Implications for the study of the affective properties of drugs of abuse. *Int. J. Neuropsychopharmacol.* 17, 429–441. doi: 10.1017/S1461145713001235
- Sundarakrishnan, A., and Clarke, P. B. S. (2022). Stable long-term individual differences in 50-kHz vocalization rate and call subtype prevalence in adult male rats: Comparisons with sucrose preference. *PLoS One* 17:e0276743. doi: 10.1371/JOURNAL.PONE.0276743
- Takahashi, N., Kashino, M., and Hironaka, N. (2010). Structure of rat ultrasonic vocalizations and its relevance to behavior. *PLoS One* 5:e14115. doi: 10.1371/JOURNAL.PONE.0014115
- Terrillion, C. E., Dao, D. T., Cachope, R., Lobo, M. K., Puche, A. C., Cheer, J. F., et al. (2017). Reduced levels of Cacna1c attenuate mesolimbic dopamine system function. *Genes Brain Behav.* 16:495. doi: 10.1111/GBB.12371
- Thompson, B., Leonard, K. C., and Brudzynski, S. M. (2006). Amphetamine-induced 50 kHz calls from rat nucleus accumbens: A quantitative mapping study and acoustic analysis. *Behav. Brain Res.* 168, 64–73. doi: 10.1016/J.BBR.2005.10.012
- Vecchia, D. D., Kanazawa, L. K. S., Wendler, E., de Almeida Soares, Hocayen, P., Bruginski, E., et al. (2018). Effects of ketamine on vocal impairment, gait changes, and anhedonia induced by bilateral 6-OHDA infusion into the substantia nigra pars compacta in rats: Therapeutic implications for Parkinson's disease. *Behav. Brain Res.* 342, 1–10. doi: 10.1016/J.BBR.2017.12.041
- Vivian, J. A., Farrell, W. J., Sapperstein, S. B., and Miczek, K. A. (1994). Diazepam withdrawal: Effects of diazepam and gepirone on acoustic startle-induced 22 kHz ultrasonic vocalizations. *Psychopharmacology* 114, 101–108. doi: 10.1007/BF02245450
- Wöhr, M., and Schwarting, R. K. W. (2013). Affective communication in rodents: Ultrasonic vocalizations as a tool for research on emotion and motivation. *Cell Tissue Res.* 354, 81–97. doi: 10.1007/S00441-013-1607-9
- Wöhr, M., Houx, B., Schwarting, R. K. W., and Spruijt, B. (2008). Effects of experience and context on 50-kHz vocalizations in rats. *Physiol. Behav.* 93, 766–776. doi: 10.1016/J.PHYSBEH.2007.11.031
- Wright, J. M., Deng, L., and Clarke, P. B. S. (2012). Failure of rewarding and locomotor stimulant doses of morphine to promote adult rat 50-kHz ultrasonic vocalizations. *Psychopharmacology* 224, 477–487. doi: 10.1007/S00213-012-2776-Z
- Wright, J. M., Dobosiewicz, M. R. S., and Clarke, P. B. S. (2013). The role of dopaminergic transmission through D1-like and D2-like receptors in amphetamine-induced rat ultrasonic vocalizations. *Psychopharmacology* 225, 853–868. doi: 10.1007/S00213-012-2871-1
- Wright, J. M., Gourdon, J. C., and Clarke, P. B. S. (2010). Identification of multiple call categories within the rich repertoire of adult rat 50-kHz ultrasonic vocalizations: Effects of amphetamine and social context. *Psychopharmacology* 211, 1–13. doi: 10.1007/S00213-010-1859-Y/TABLES/3