



**HAL**  
open science

## Recrystallisation of thin 4H-SiC films deposited by PVD

Elise Usureau, Enora Marion Vuillermet, Mihai Lazar, Aurore Andrieux,  
Alexandre Jacquemot

► **To cite this version:**

Elise Usureau, Enora Marion Vuillermet, Mihai Lazar, Aurore Andrieux, Alexandre Jacquemot. Recrystallisation of thin 4H-SiC films deposited by PVD. 19th International Conference on Silicon Carbide and Related Materials (ICSCRM 2022), Sep 2022, Davos, Switzerland. . hal-04171214

**HAL Id: hal-04171214**

**<https://hal.science/hal-04171214>**

Submitted on 26 Jul 2023

**HAL** is a multi-disciplinary open access archive for the deposit and dissemination of scientific research documents, whether they are published or not. The documents may come from teaching and research institutions in France or abroad, or from public or private research centers.

L'archive ouverte pluridisciplinaire **HAL**, est destinée au dépôt et à la diffusion de documents scientifiques de niveau recherche, publiés ou non, émanant des établissements d'enseignement et de recherche français ou étrangers, des laboratoires publics ou privés.



Distributed under a Creative Commons Attribution 4.0 International License



# Recrystallisation of thin 4H-SiC films deposited by PVD

E. Usureau<sup>1</sup>, E. Vuillermet<sup>1,+</sup>, M. Lazar<sup>1,\*</sup>, A. Andrieux<sup>2</sup>, A. Jacquemot<sup>3</sup>

<sup>1</sup>Laboratory Light, Nanomaterials & Nanotechnologies, CNRS EMR 7004, University of Technology of Troyes, 12 rue Marie Curie, 10004 Troyes, France

<sup>2</sup>Laboratoire Interdisciplinaire Carnot de Bourgogne (ICB), UMR 6303 CNRS, University Bourgogne Franche-Comté, 21078 Dijon, France

<sup>3</sup>MICROTEST, Z.A. La Garrigue du Rameyron, 84830 Serignan, France

\*enora.vuillermet@utt.fr, \*mihai.lazar@utt.fr


## 1 Introduction

Bulk and homo-epitaxial growth of SiC crystals is quite expensive and time consuming [1]. This project presents **high quality 4H-SiC layers** obtained by more classic **physical vapor deposition (PVD)** techniques. This opens a way to design new SiC devices exploiting these PVD thin films for power applications and also other emerging fields.

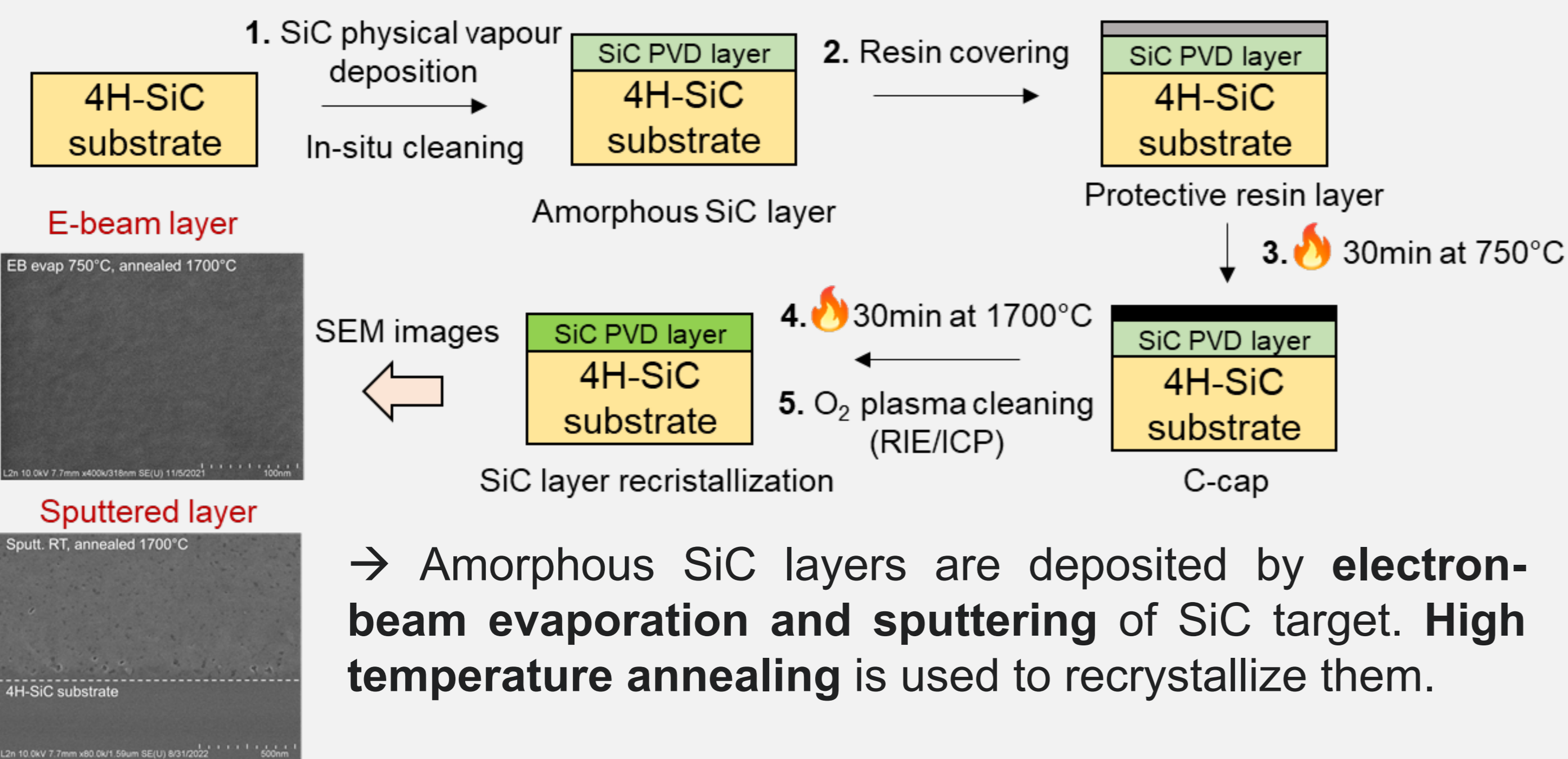
## 2 Method Overview

Elettrorava machine : PVD by evaporation

AET RTP graphite resistive furnace




Plasys MU400 : RIE/ICP →



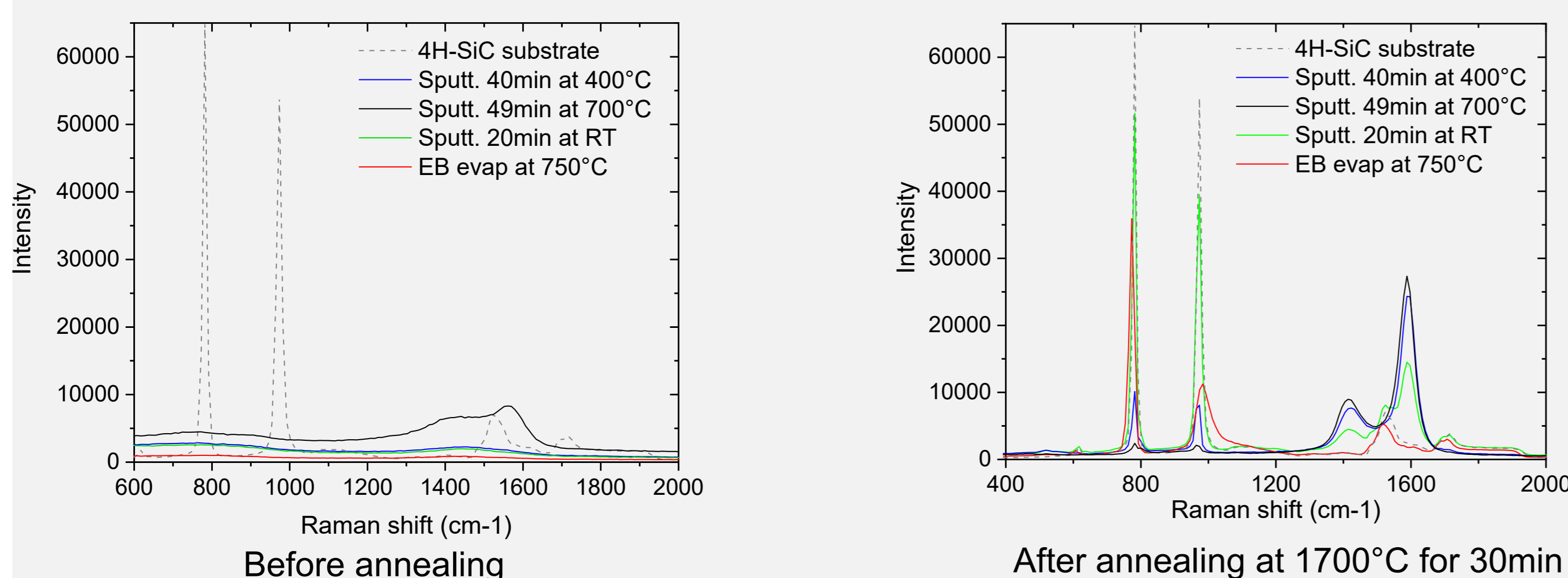
## 3 Crystallography of the SiC layers

→ Except for the one deposited by evaporation, the SiC layers are only **partially recrystallized after annealing at 1700°C**.

Raman spectrometer  
Wavelengths available :  
• Visible : 405, 532, 633nm  
• UV : 325nm  
• IR : 785nm



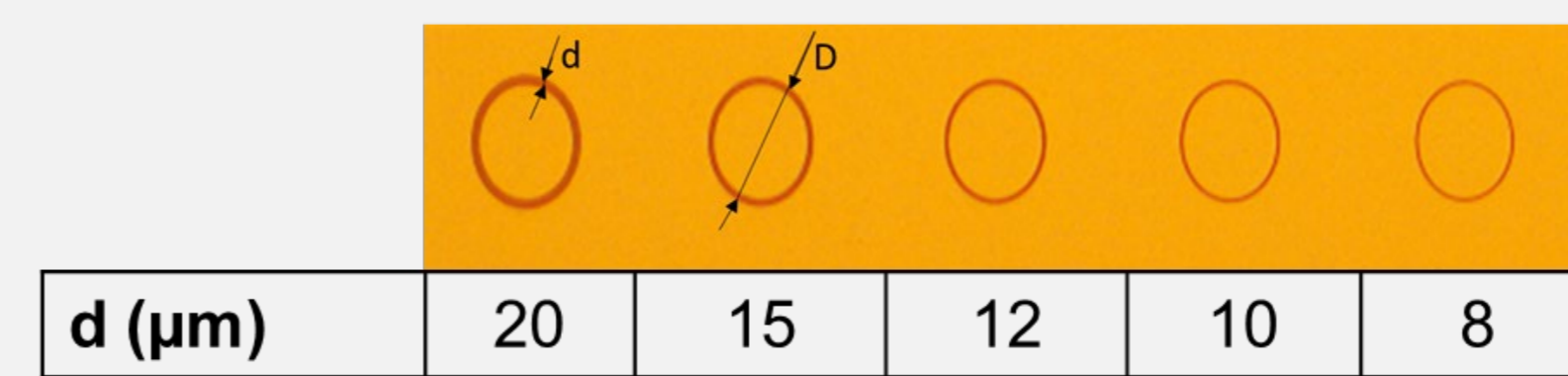
Raman spectra of SiC layers



## 4 Conductivity of the SiC layers

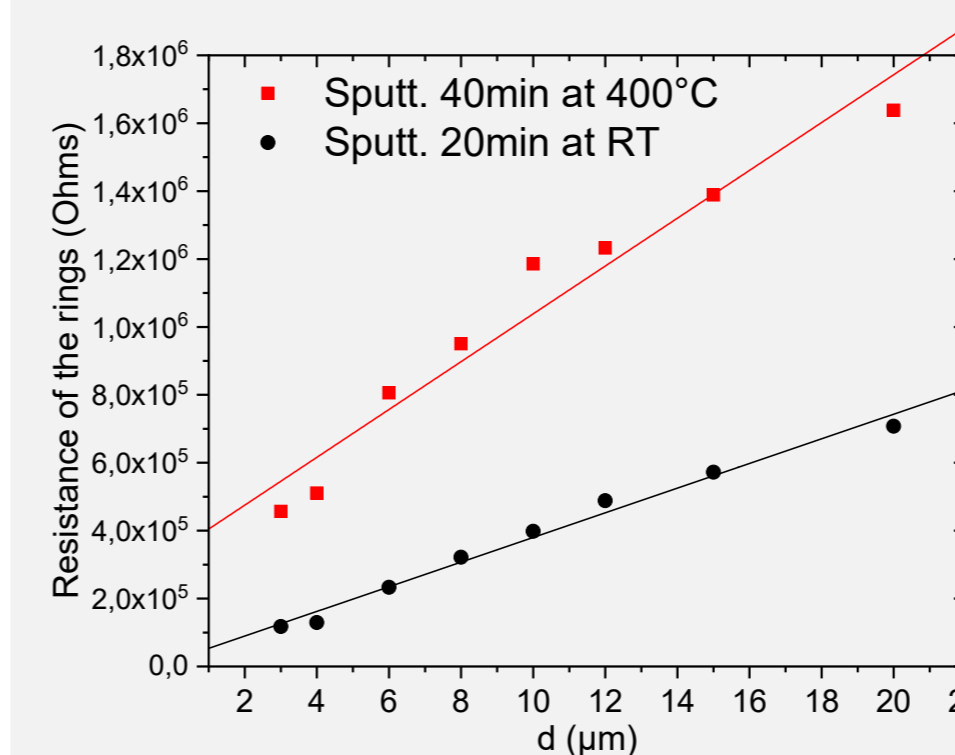
**Before annealing :**

→ To determine the sheet resistance of the PVD layers, **circular transfer length method (CTLM)** structures were fabricated [2].



$$R = \frac{R_{sh}}{\pi D} (d + 2 L_T).$$


Resistance of the PVD layers in function of the CTLM width



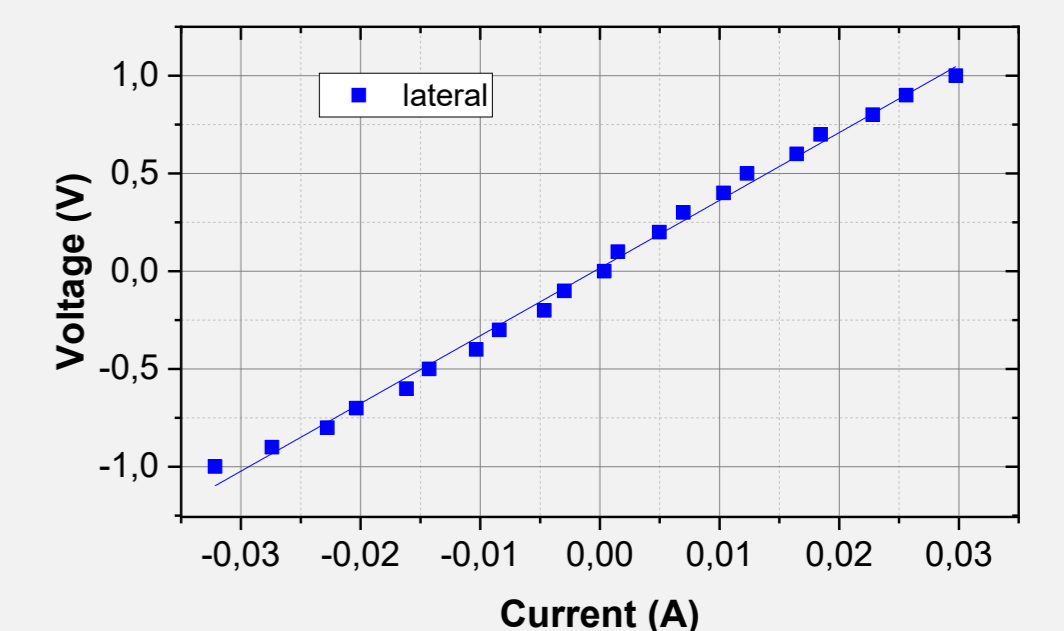
Sputtered PVD layers	20min at RT	40min at 400°C
Slope of the curve [Ω/μm]	36 308	70 433
Interception with the y-axis - 2×R <sub>c</sub> [kΩ]	16.9	334.2
Fitting parameter (COD)	0.99	0.95
Sheet resistance [MΩ/square]	<b>11.4</b>	<b>22.1</b>

**After annealing at 1700°C :**

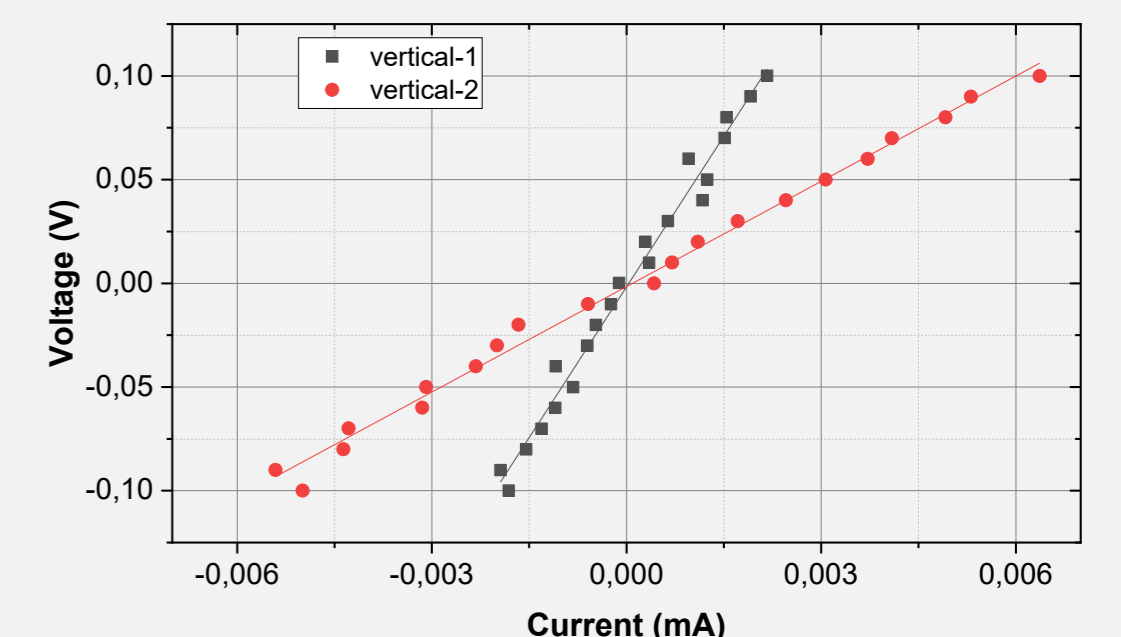
→ Electrical measurements with two-points probe station of sputtered PVD layers.



Lateral configuration



Vertical configuration



## 5 Conclusion

- **E-beam** evaporation allows a **better recrystallization** for thin layers compared to sputtered layers. 4H-SiC polytype is confirmed by Raman spectroscopy. Thus, EB-PVD of SiC allows us to form **homo-epitaxial layers** on a 4H-SiC substrate at **lower cost** compared to the CVD methods currently used.
- The **sputtered** layers have a **higher conductivity** than the EB ones offering the perspective to fabricate low-cost SiC substrates on an **industrial scale**.
- The quality of the sputtered layers still needs improvements. We can also try to introduce defects or impurities into the e-beam evaporated layers to increase their conductivity.

## References

1. T. Kimoto, Bulk and epitaxial growth of silicon carbide, Progress in Crystal Growth and Characterization of Materials. 62, 329-351, 2016.
2. Dieter K. Schroder, Semiconductor Material and Device Characterization, 3rd Edition, pp. 840. ISBN 0-471-73906-5. Wiley-VCH, 2005.