



HAL
open science

The whiteness of European Library and Information Science

Fidelia Ibekwe

► **To cite this version:**

Fidelia Ibekwe. The whiteness of European Library and Information Science. Education for Information, 2023, Conference Library in the Digital Age, 10.3233/EFI-230065 . hal-04169466

HAL Id: hal-04169466

<https://hal.science/hal-04169466v1>

Submitted on 24 Jul 2023

HAL is a multi-disciplinary open access archive for the deposit and dissemination of scientific research documents, whether they are published or not. The documents may come from teaching and research institutions in France or abroad, or from public or private research centers.

L'archive ouverte pluridisciplinaire **HAL**, est destinée au dépôt et à la diffusion de documents scientifiques de niveau recherche, publiés ou non, émanant des établissements d'enseignement et de recherche français ou étrangers, des laboratoires publics ou privés.



Distributed under a Creative Commons Attribution - NonCommercial 4.0 International License

The whiteness of European Library and Information Science

Fidelia Ibekwe

Aix-Marseille Universite, Marseille, France

E-mail: fidelia.ibekwe-sanjuan@univ-amu.fr

This paper studies the state of discussions on DE&I and racism within LIS in EU higher education institutions.

Keywords: DEI, racism, LIS, Europe

1. Introduction

The United Nation's International Convention on the Elimination of all Forms of Racial Discrimination (CERD) (1969)¹ defines racism as “*Any distinction, exclusion, restriction or preference, based on race, colour, descent, national or ethnic origin, which has the purpose of modifying or impairing the recognition, the enjoyment or exercise on an equal footing of human rights and fundamental freedom in the political, economic, social, cultural, or any other field of public life constitutes racial discrimination.*”

Racism is enacted through different forms and the following typology is now consensually recognised:

I. *Everyday racism* (also known as individual racism or interpersonal racism) reinforces negative stereotypes or prejudices about people based on their race, colour or ethnicity. It is often expressed through off-hand jokes, comments and prejudices in daily interactions.

II. *Institutional racism*. Originally defined by political activists Stokely Carmichael and Charles Vernon Hamilton in the book *Black Power* in 1967, institutional racism “*is normative, sometimes legalized, and manifests as inherited disadvantage. It is structural, having been codified in our institutions of custom, practice, and law. (...) examples include differential access to quality education, sound housing, gainful employment, appropriate medical facilities, and a clean environment. With regard to access to power, examples include differential access to information (including one's own history), resources (including wealth and organizational infrastructure), and voice (including voting*

¹[wurlhttps://www.ohchr.org/en/professionalinterest/pages/cerd.aspx](https://www.ohchr.org/en/professionalinterest/pages/cerd.aspx)

rights, representation in government, and control of the media)" (Phyllis Jones, 2000). Institutional racism results in white privilege and systemic inequalities for people of darker skin colours in all walks of life.

III. *Systemic racism* explains how discriminatory actions function across different sectors for instance in the educational system, the economic system, the health care system, the criminal justice system and more.

IV. *Structural racism* is the cumulative effect of everyday and institutional racism. It is pervasive, insidious and very damaging because it operates in an intersectional manner, reinforcing explicit and implicit prejudice manifested in attitudes, beliefs, unconscious racial bias and produces lasting structural inequalities and an imbalance of power leading to unequal access to services and opportunities for ethnic minorities and migrants across institutions.

The European Union's Anti-racism coordinator, Michaela Moua, acknowledged the pernicious nature of racism and in particular of structural racism:

"The European Commission's Anti-racism Action plan recognizes the importance of fighting structural racism to achieve sustainable change. Structural racism is the most dangerous form of racism, due to the silent mechanism in which it operates. It is almost invisible but at the same time affects a person's access to equal opportunities." – cited in (Brzozowski, 2021).

Despite decades of declarations, actions, initiatives, and resolutions by national and international organisations to eradicate racism, it continues to thrive because it is embedded in the cultures, structures and institutions of dominant societies and civilisations. See (Furner et al., 2022); (Birdi et al., 2022) for a review of these declarations and for the state of anti-racist initiatives in LIS in the US and the UK.

Higher Education and Research Institutions have an obligation to the society to play an active part in the fight against extremist and supremacist ideologies if they are to fulfil their role of preparing the future generation of leaders to work in a more racially and ethnically just world.

As a field whose self-acclaimed cardinal contribution to science is the development of methods, tools, language, artefacts, and processes to enable people to find the information they need, Library and Information Science (LIS henceforth) cannot shy away from the ongoing debate on continuing racial inequities and discriminations against people of colour.² Whereas a critical race theoretic (CRT) paradigm has now emerged in the field and intensified since 2020 (cf. the emergence of the critical librarianship strand with associated journals), with the notable exception of the United Kingdom (UK), much of the work, initiatives and writings on anti-racism come from authors situated in North America. In continental Europe,³ the LIS community has

²In order to be understood, we are using as expression that has come to conventionally signify "non white" people although we are not uncomfortable with it as everyone has a "colour".

³"Continental Europe or mainland Europe is the contiguous continent of Europe, excluding its surrounding islands. It can also be referred to ambiguously as the European continent" – <https://en.wikipedia.org/wiki/ContinentalEurope>.

69 been largely mute on these issues. This is all the more troubling considering that the
70 roots of historic racism lies firmly at the feet of European white supremacist ideolo-
71 gists, scientists and monarchs whose expansionist and imperialist wealth grabbing
72 expeditions led to the enslavement and colonisation of people deemed “inferior”
73 for centuries. Furthermore, Europe has a significant proportion of people of colour
74 amongst its citizens who continue to suffer the effects of racism and prejudice on a
75 daily basis.

76 This paper will dwell on how the concept of “Diversity, Equity & Inclusivity” has
77 been instrumentalised *in lieu* of effective policies to tackle racism and racial inequity
78 in Higher Education and in particular in LIS (§2). Then, it will take stock of the
79 research output devoted to this topic in Social Sciences and Humanities (SSH) in
80 order to ascertain European LIS’s involvement in it or lack *thereof* (§3). Finally, it will
81 analyse the results of a preliminary qualitative survey of some European LIS scholars
82 on how racially and ethnically “diverse” their departments and student population are
83 (§4).

84 2. Diversity, Equity & Inclusivity (DE&I): The tree that hides the forest

85 The brutal murder of George Floyd in 2020 brought to the fore the prevalence
86 and ugliness of racism. Since then, sales of books on racism increased by more than
87 6800%. They remained very high at +2800% in 2022.⁴ Academic inquiry into race
88 and racism also surged by more than 300%.

89 Well-known public and big private corporations such as Netflix, Google, Apple
90 Microsoft made public pronouncements to increase “Diversity, Equity & Inclusivity
91 (DE&I) in their institutional cultures. “Diversity, Equity and Inclusion” (DEI) offices
92 has now become a topic and a feature in many organisations. Learned societies
93 including the major ones in LIS all put out statements to the effect that they denounced
94 racism and “stood with the Black community” (ALA,⁵ ALISE,⁶ ICCTP⁷). A 2009
95 report by the professional UK LIS association CILIP found that multiple intersectional
96 discriminations were responsible for the under-representation of BAME (Black Asian,
97 Minority, Ethnic) in the library staff in London (Inskip, 2022).

98 However, a critical look at how DE&I has been implemented shows that it has

⁴Jemima McEvoy, Sales Of ‘White Fragility’ – And Other Anti-Racism Books – Jumped Over 2000% After Protests Began. Forbes, July 22, 2020. <https://www.forbes.com/sites/jemimamcevoy/2020/07/22/sales-of-white-fragility-and-other-anti-racism-books-jumped-over-2000-after-protests-began/?sh=3fc2662b303d>. Accessed 16/09/2022.

⁵American Library Association: <http://www.ala.org/news/press-releases/2020/06/ala-executive-board-stands-bcala-condemning-violence-and-racism-towards-0>.

⁶Association for Library and Information Science Education (ALISE): <https://www.alise.org/alise-statement-on-george-floyd>.

⁷International Consortium of Critical Theory Programs (ICCTP): <https://criticaltheoryconsortium.org/announcements/opposing-the-attack-on-critical-theories-by-french-officials/>.

99 become at best, a public relations stunt, and at worst, a symbolic gesture that does
100 not address the roots of systemic and structural racism nor change the cultures and
101 historical attitudes that entrenched them. Furthermore, measurable indicators are
102 rarely set up to monitor the progress towards equality and a discrimination free
103 culture in these organisations. A 2021 survey found that there was a “4% rule” or
104 glass ceiling in many big organisations, i.e., only 4% of non-white people are found
105 in senior leadership positions in major global corporations such as Amazon, Google,
106 Microsoft, etc.⁸ This figure is probably much lower in continental Europe despite EU
107 countries having significant proportion of ethnic minority citizens who are just as
108 capable as their white counterparts to occupy senior management positions.

109 In the field of LIS, (Hudson, 2017) observed that the “*centering of DE&I as its*
110 *core anti-racist strategy has inhibited a deep and meaningful treatment of racism*
111 *as a structural phenomenon*” and “*as the dominant anti-racist modality within LIS,*
112 *diversity has tended to coalesce around a number of core tenets and logics. The LIS*
113 *diversity paradigm treats racism largely as a problem of monocultural homogeneity,*
114 *identifying multicultural heterogeneity as its vision of racial justice and inclusion as*
115 *its central anti-racist framework.*”

116 Putting DE&I at the forefront has therefore served to shift the focus on individual
117 experiences of discrimination and on demographic representation of marginalised
118 “others” while avoiding confronting the causes of structural and institutional racism.

119 Analysing the websites of the 64 American Library Association (ALA-accredited)
120 MLIS programs in North America (NA) (Ren, 2022) observed that “The topic of
121 diversity in the LIS curricula and in Faculty recruitment has been discussed for close
122 to two decades in NA without significant progress being made to date:

123 “*while diversity could be represented by entire courses, a class session or content*
124 *unit, or readings about diverse communities or by diverse authors, in some cases*
125 *it was represented only by a policy statement (e.g., about diversity, inclusion,*
126 *and/or disability) or a statement from the instructor. Another study of 84 syllabi*
127 *from 19 ALA-accredited MLIS programs (Alajmi & Alshammari, 2020) found a*
128 *slow but significant increase in diversity content, with 90% of programs offering*
129 *related courses as opposed to 81% in 2013.*”

130 (Adhikari-Sacré & Rutten, 2021) carried out a three-year participant observation
131 in anti-racist debates across Belgian university campuses and analysed the diversity
132 policy plans of Belgian universities. They observed that “*diversity policy plans are*
133 *often about managing students by categorising them into groups by focusing on*
134 *(cultural) difference*” Most plans avoided using the words “race” and “racism” which
135 made “*institutional racism difficult to name, rendering discriminatory practices*
136 *invisible and almost impossible to contest.*”

137 The instrumentalisation of DE&I in lieu of actually tackling racism may be ex-

⁸According to a CNN Amanpour Interview program, 14th May 2021.

138 explained in part by the sensitivity and difficulty of broaching the topic of with white
139 students:

140 “As racism is used to refer to such a large spectrum of covert, overt, personal and
141 institutional acts, the ‘anti’ of it becomes difficult to grasp. How then do we teach
142 anti-racism to White students? By the time they reach our classrooms, most White
143 students are thoroughly invested in a system of White privilege that provides them
144 with opportunities and benefits based on their skin color, and, most importantly,
145 that denies the reality of this privilege (McIntosh, 1997).” – (Rebollo-Gil & Moras,
146 2006).

147 Currently, the majority of the research and teaching on DE&I in the LIS field
148 originates from the United States (Colon-Aguirre, 2022), (Inskip, 2022). (Singh,
149 2022) used a course on Cultural Competency and self-exploration to help LIS students
150 in a US university navigate the intersectionality of race, gender, religion, ethnicity,
151 language. The students who participated in the course were in the majority whites,
152 thus reflecting the white hegemonic dominance of the field. They undertook critical
153 self-reflection and multi-cultural discussions to understand the full range of racial
154 prejudice and its consequences to which their fellow students of colour were subjected
155 daily. This led them to a better awareness to spot different forms of racism to which
156 they had been hitherto blind and to which people of colour are subjected to such
157 as colour-blindedness, unconscious racial bias, white privilege, social and cultural
158 and geographic segregation, racial micro-aggressions, police violence and judicial
159 inequities. As the authors observed in their conclusion: “*The findings from students’*
160 *candid conversations reveal their willingness to admit to their privileges in addition*
161 *to highlighting their struggles. However, we seldom notice similar courage from*
162 *professionals and scholars in their academic discourse and professional practice.*” It
163 is hoped that students who have been exposed to a cultural competency course that
164 is not only limited to euphemisms such as DE&I but confront the issues of race will
165 be more racially aware of their privileges and thus be in a better position to be truly
166 anti-racist in their professional and personal practices.

167 3. Taking stock of publications on racism in the social sciences and humanities

168 In a study aimed at identifying how DE&I was being dealt in LIS education in the
169 UK, (Inskip, 2022) used a bibliometric method to map the contents of 200 academic
170 and professional articles. While we will also be looking at research output on the
171 topic, our focus is much broader than Inskip’s in that it is looks at the research
172 output on racism in Social sciences and Humanities (SSH) worldwide with a view to
173 determining LIS’s part in it. For this, we searched the ISI-Web of Science (WoS) Core
174 collection⁹ database which is considered the most select bibliographic database in all

⁹According to its website “A curated collection, Web of Science Core Collection contains over 21,100 peer-reviewed, high-quality scholarly journals published worldwide (including Open Access journals) in

175 disciplines. We are not unaware of criticisms leveled at WoS for being precisely very
 176 elitist, for not adequately covering all the disciplines and for rewarding the privileged
 177 and reinforcing the St Matthews effect. However, the facilities its offers to perform
 178 simple bibliometric counts of search results made it the most practical database for
 179 our purposes. We searched for the word “racism” in all the fields of the 55 WoS
 180 subject categories situated in the social sciences and humanities. Figure 1 gives our
 181 search criteria.

Results for ALL=(racism) and Education Educational Research or Public Environmental Occupational Health or
 Sociology or Ethnic Studies or Social Sciences Interdisciplinary or Political Science or History or
 Communication or Psychology Multidisciplinary or Religion or Social Work or Psychology Social or Psychiatry
 or Social Issues or Cultural Studies or Anthropology or Law or Family Studies or Geography or Philosophy or
 Literature or Psychology Applied or Education Scientific Disciplines or Hospitality Leisure Sport Tourism or
 Ethics or Urban Studies or Linguistics or Language Linguistics or International Relations or Environmental
 Studies or Environmental Sciences or Psychology Educational or Multidisciplinary Sciences or Information
 Science Library Science or Psychology Psychoanalysis or Psychology or Economics or History Philosophy Of
 Science or History Of Social Sciences or Development Studies or Literary Theory Criticism (Web of Science
 Categories).
 Timespan: 2018-01-01 to 2022-12-31
 Results: 12199 records

Fig. 1. WOS query on publications on racism submitted on 20/09/2022.

182 A total of 12 199 publications were found in answer to these search criteria.
 183 The “analyse results” function of the WoS interface enabled the export of tables
 184 and figures that facilitated the breakdown of publications by various bibliographic
 185 fields. The table below shows the distribution of publications by year.

Table 1
Distribution of publications on racism by year

Year	Nb of publications	% of 12199
2022	2,227	18.256%
2021	3,451	28.289%
2020	2,721	22.305%
2019	2,116	17.346%
2018	1,684	13.804%

186 Between 2018 and 2021, the number of publications more than doubled. Given that
 187 2022 had not ended at the time the search was performed, the number for 2022 will
 188 likely have increased by the end of the year. Table 2 shows the distribution by type of
 189 publications.

190 Articles constituted the vast majority of publications (85%), pointing to the fact
 191 that this topic was being dealt with in a scholarly manner, through research and not as

over 250 sciences, social sciences, and arts & humanities disciplines. Conference proceedings and book
 data are also available”. – <https://clarivate-com.lama.univ-amu.fr/webofsciencegroup/solutions/web-of-science-core-collection/>.

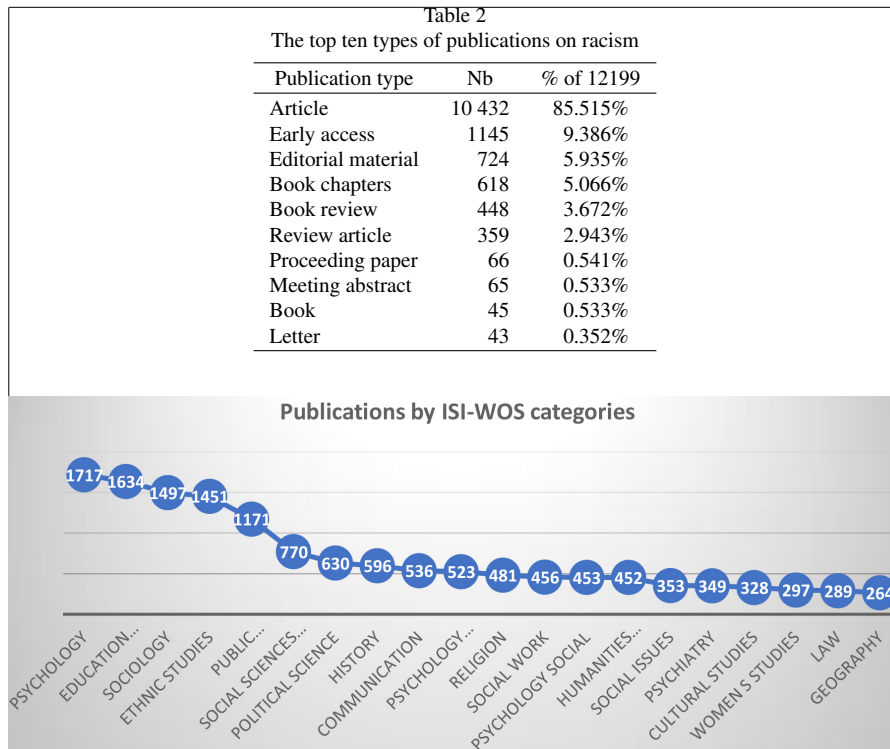


Fig. 2. The top 20 social science & humanities fields publishing research on racism between 2018-2022-09. Source: WoS.

192 “politics”, “conversations” or “opinion pieces”. Also, the real number of articles is
 193 likely much higher because “Early access” is not a type of publication but the number
 194 of accepted papers (1145) in early view which had not yet been assigned an issue
 195 number.

196 In terms of disciplinary provenance, Fig. 2 shows the top twenty fields publishing
 197 research on racism. *Psychology* is in the topmost position, followed by ‘*Education*
 198 *Educational Research*’ and ‘*Sociology*’ in the third place. *Communication* arrives in
 199 the 9th position.

200 Some of the WoS categories seem composite in nature. For instance, “*Social*
 201 *sciences interdisciplinary*” and “*Humanities Multidisciplinary*” will likely cover
 202 publications of an inter- or multi-disciplinary nature. The WOS category “*Information*
 203 *science Library science*” which corresponds to LIS arrived at the 42nd position with
 204 92 publications (0.75%). Table 3 below gives the top twenty journals publishing the
 205 most papers on racism.

206 As expected, journals from race and ethnic studies, psychology, education, so-
 207 ciology top the chart. Out of the 3236 titles, two LIS journals featured in the list:

Table 3
Top twenty titles (journals) publishing articles on racism between 2018–2022.
Source: WoS

Publication titles (journals)	Nb
Ethnic and racial studies	229
Journal of racial and ethnic health disparities	132
Race ethnicity and education	109
International journal of environmental research and public health	105
Sociology of race and ethnicity	76
Racism resistance and social change	64
Urban education	60
International journal of qualitative studies in education	55
American journal of public health	54
Cultural diversity ethnic minority psychology	54
Religions	54
Teachers college record	54
Race class	51
Plos one	48
Journal of diversity in higher education	47
Journal of ethnic and migration studies	47
Humanidades inovacao	45
Ethnicity disease	44
Social sciences basel	43
Identities global studies in culture and power	41

LIBRARY JOURNAL¹⁰ in the 41st position with 29 publications and LIBRARY
TRENDS in the 1083rd position with only 3 publications. Surprisingly, none of the
top 50 LIS journals listed in the first quartile (Q1) in the Scimago Journal Rankings
Report¹¹ appeared in this list (*International Journal of Information management*,
Information systems research, information and organization, JASIST, Journal of Doc-
umentation, IPM, Scientometrics, . . .). It is possible that the word “racism” appeared
too infrequently in the publications of top LIS journals in this period.

The next table confirms what (Colon-Aguirre, 2022) and (Inskip, 2022) had already
observed, i.e., the majority of research and teaching on racism in the LIS field is
produced by scholars located in the United States, except that this is the case not only
for LIS but for the entire SSH. Aside from University of London in the UK which
came in an honourable 3rd position, the top 20 universities publishing research on
racism in the SSH are North American (19 from the USA and 1 from Canada).

Of the 5083 affiliations found in this field, the first European institution appeared
in the 100th place under the name of “UDICE” which is not a single institution but
an association of several French universities apparently signing their publications
under this name. Uppsala University appeared in the 126th position while the Univer-

¹⁰This title is not an academic journal per se but “an American trade publication for librarians. It was founded in 1876 by Melvil Dewey. It reports news about the library world, emphasizing public libraries, and offers feature articles about aspects of professional practice.” <https://en.wikipedia.org/wiki/LibraryJournal>.

¹¹<https://www.scimagojr.com/journalrank.php?category=3309>. Consulted on 20/09/2021.

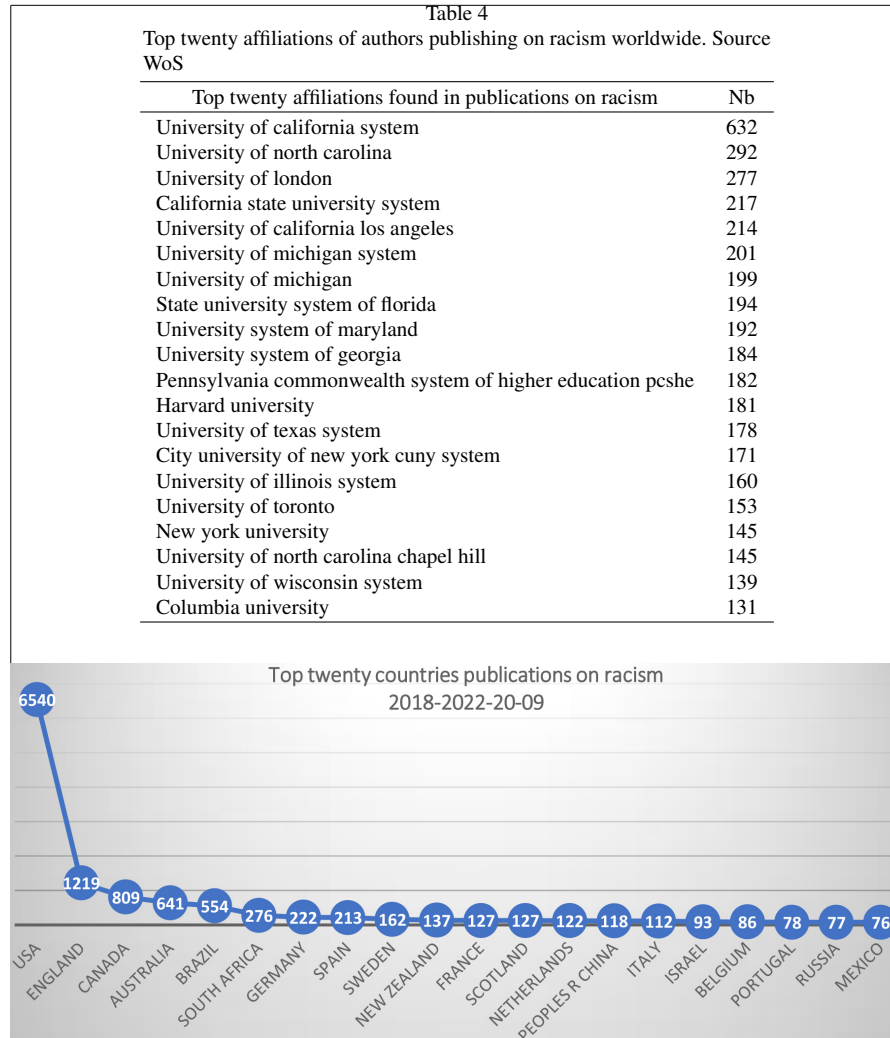


Fig. 3. Top twenty countries by number of publications on racism in the social sciences and humanities between 2018-2022-09. Source. WoS.

sities of Amsterdam and Helsinki appeared in the 134th position and 137th positions respectively.

A look at the country distribution shows a similar trend (Fig. 3). Of the total 126 countries (including the Vatican) represented, the USA again tops the chart with 6540 publications. The UK arrived second with a fifth of that number (1219) while Canada arrived in the third position with around 12% of US's production (809). Australia was fourth with 641 publications. Perhaps not so surprisingly, Brazil and South Africa,

two countries historically marked by overt, brutal forms of racism and strong racial inequalities arrived in the 5th (554) and 6th (276) positions respectively. Germany is the first EU country in the 7th position with 222 publications, followed by Spain in the 8th place with 213 publications. Sweden arrived in the 9th place with 162 publications while France appeared in the 11th place with 127 publications.

Given the elitist nature of WoS and the little representation of LIS journals on this topic, we also searched the *Library, Information Science & Technology Abstracts* (LISTA) database with the same term “racism”. However, in contrast to our search on WoS, we accepted the LISTA system’s suggestions of expanding the query to “equivalent subjects”. This gave rise to the expanded query in Fig. 4.

Results for Keywords=“racism” AND “anti-racism, institutional racism, social justice, black lives matter movement, white supremacy, race discrimination, prevention of racism, race relations, racial inequality, racism in literature, racism in sports; anti-asian racism, police brutality, antisemitism, discrimination in education, Floyd, George ca. 1973-2020, critical race theory, racism in language, racism in education, xenophobia, white fragility, slavery, anti-racism education, race, race awareness, civil-rights movements, racism – history, social injustice, white privilege, microaggressions”.

Types of sources: ALL
 Timespan: 2018-01-01 to 2022-12-31
 Results: 1731 records

Fig. 4. LISTA query on publications on racism submitted on 2/04/2023.

As the query subjected to LISTA was broader than that submitted to WoS and the period covered was also slightly different (it included the whole of 2022), the results cannot be compared to the multidisciplinary coverage of WoS. Also, LISTA is solely focused on LIS studies.

4. A qualitative survey of DE&I and anti-racism modules in European LIS institutions

As limited and as obfuscating as DE&I policies and activities can be, it is our belief that half a loaf is better than none. (Furner et al., 2022) observed that:

“Just like any other academic field, LIS/KO can be characterised demographically by considering the racial composition of its various groups of participants: its authors and readers; its journal editorial boards and conference program committees; its student cohorts and faculty members; and so on. The ongoing domination of most of these groups by white people indicates the operation of a systemic racism that can be countered only by deliberate application of affirmative action policies in favour of BIPOC (Black, Indigenous, and people of colour) groups.”

In this vein, (Ball, 2022) also affirmed that “lack of diversity and racism are linked”. Hence, while increasing diversity will not eradicate racism, it is one of the indicators of the level of prejudice and racism within a field or organization.

261 We carried out a preliminary qualitative survey to assess the level of DE&I policies
262 and of anti-racism training modules within LIS and/or Knowledge Organisation (KO)
263 institutions in Europe, the UK and Ireland. Ethnic minorities are understood here as
264 non-whites, *aka* BIPOC in the US or BAME in the UK. A major difficulty was to
265 find participants willing to take part in this survey. (Colon-Aguirre, 2022) observed
266 that “LIS research tends to fall back on convenience sampling that relies heavily on
267 utilizing the researchers own workplace and those in the field who are interested and
268 available to participate in research (Lyons, 2011)” and the snowball approach which
269 “relies on participants to help identify and locate additional participants (Cohen et
270 al., 2018). Snowball sampling is most beneficial when a researcher is struggling to
271 identify potential participants for a study. This difficulty could be due to the topic
272 of the research (e.g., the topic is considered niche or taboo), due to the lack of
273 availability of participants (e.g., a phenomenon not experienced by many), or because
274 the researcher may not be a part of the “group” being studied (Cohen et al., 2018).”

275 These observations were borne out in our case as we had to fall back on these two
276 non-probability sampling approaches: convenience sampling and snowball approach
277 which enabled us to identify 34 Faculty members from 13 EU countries whom
278 we knew personally. They were contacted by email and invited to fill our online
279 questionnaire. To encourage participation, the identity of respondents is anonymous,
280 and no contact details nor names were collected. The questionnaire was structured
281 around 16 questions divided into three sections.

282 *The first section* sought factual information on the type of host institution, the
283 location (country) and the length of time the respondent had been working there and
284 if s/he has held any positions of management.

285 *The second section* sought to data on the diversity of the population (ethnic minority
286 students, staffs and Faculty) in these institutions and the level of representation of
287 ethnic minorities in management positions.

288 *The third section* sought to ascertain the presence of anti-racism or DE&I training
289 modules in the respondent’s institution and their relevance as a prerequisite for
290 accreditation of LIS/KO degree programmes.

291 Multiple choice, binary choice and open-ended questions enabled us to gather
292 free-text answers.

293 Out of the 34 people contacted, only 11 filled the questionnaire, thus a return rate
294 of 34% which is not unusual for qualitative studies where reliance on the willingness
295 of human subjects to participate is unavoidable. The 11 people that filled the survey
296 represented 9 out of the 13 countries thus lending the responses some measure of
297 representativity of the situation in LIS institutions in Europe, Ireland and the UK.

298 The first question on the country of residence, the UK appeared twice owing to a
299 name variation, we have taken this into consideration in our analysis.

300 Respondents worked predominantly in universities and were scholars in stable
301 academic positions (Fig. 6 (professor, lecturer, associate professor)).

302 The next figure shows that most respondents have been in their institution for over
303 10 years, thus ensuring that their responses about institutional policies and practices
304 on the topic were well-informed.

In which country is your organisation based?

11 responses

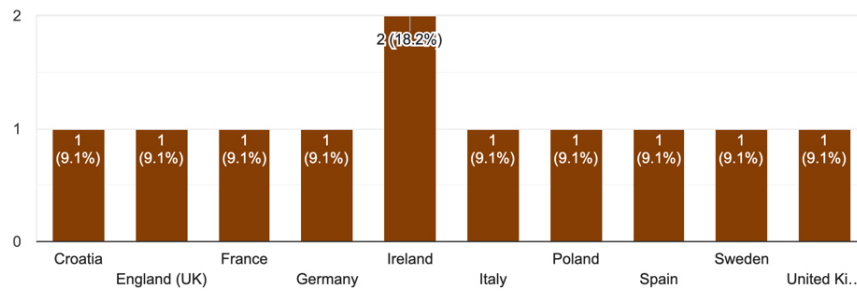


Fig. 5. Distribution of respondents by location of institution.

Your current position

0 / 11 correct responses

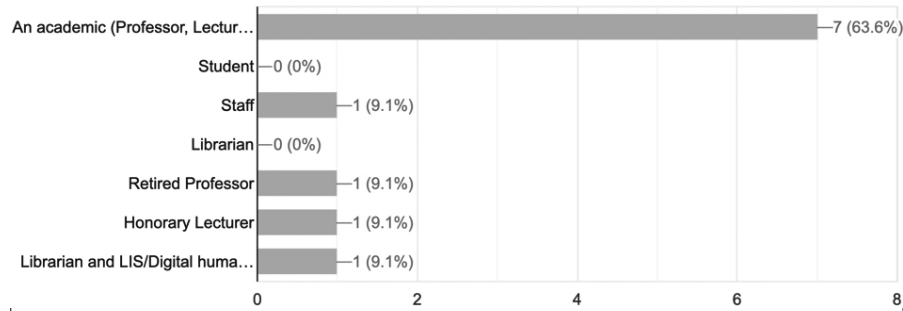


Fig. 6. Type of position held by respondents.

How long have you been in this organisation?

0 / 11 correct responses

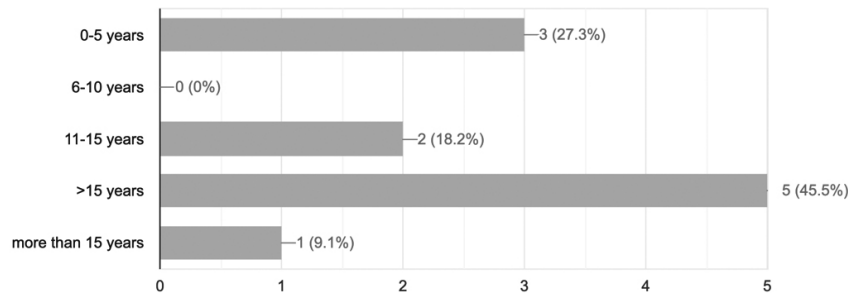


Fig. 7. Length of time spent in current institution by respondents.

How many ethnic minority (non-white) students or users would you say your organisation/school/department receives yearly?

0 / 11 correct responses

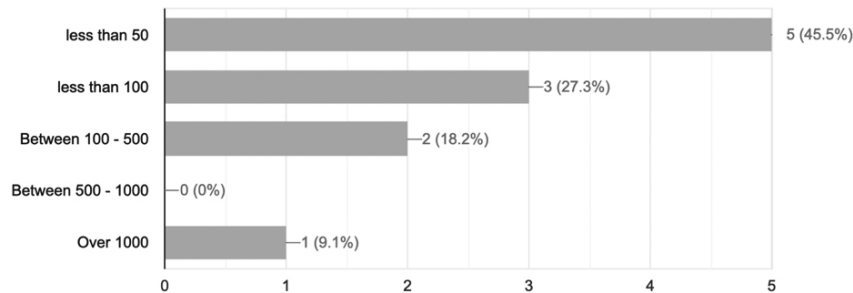


Fig. 8. Representation of ethnic minority students in the institutions of respondents.

How many ethnic minority (non-white) Staff are employed in your organisation?

0 / 11 correct responses

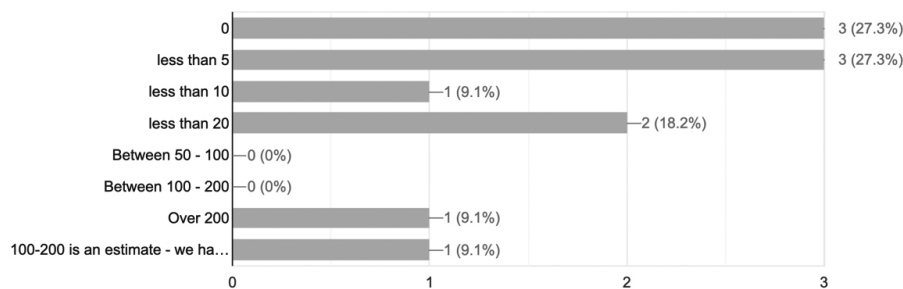


Fig. 9. Representation of ethnic minority staff in the institutions of respondents.

305 The next two figures (Figs 8 and 9) show the answers on the representation of ethnic
 306 minorities within the student and staff populations. Five respondents indicated having
 307 fewer than 50 ethnic minority students in their institution while two respondents
 308 indicated between 100–500. In terms of ethnic minority staff and faculty, three
 309 respondents had none in their institutions; three had fewer than five, one respondent
 310 reported having less than 10 and another respondent fewer than 20.

311 On why there was a low number of ethnic minorities within the student population,
 312 some respondents explained that they were in small size institutions situated in
 313 countries with “ethnically homogeneous populations” to which international students
 314 were not attracted.

315 Concerning the number of ethnic minorities amongst Faculty (teaching and re-
 316 search) population, the following responses were obtained.

317 As to why there were few or no ethnic minorities amongst Faculty, one respondent
 318 explained:

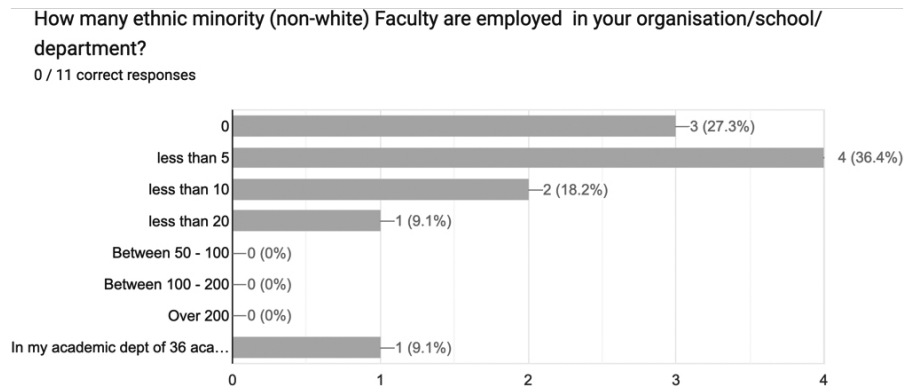


Fig. 10. Representation of ethnic minorities in Faculty positions.

319 *“We are a comparatively small School in the university, with just 13 academic*
 320 *staff members. Among the 13, there are 3 faculty who are non-white, which*
 321 *accounts for 23% of our staff. I do not have the overall university figures, but a*
 322 *2021 survey among university staff revealed approximately 13% who identified*
 323 *with a non-white ethnic or cultural background, or preferred not to say. It is*
 324 *unclear why the numbers of ethnic minority are not higher – one reason may*
 325 *be that recruitment of academic staff is primarily from European countries (due*
 326 *to work permit regulations), which are also countries with predominantly white*
 327 *ethnic populations. Systemic and deep-rooted inequality in these countries is*
 328 *also a likely cause - ethnic minority populations may not have the same access to*
 329 *the educational opportunities that lead to academic careers. Recent recruitment*
 330 *drives in the university have endeavoured to redress this imbalance, and efforts in*
 331 *general are focused on diversifying the staff and student populations. It is clear,*
 332 *however, that much work remains to be done.”*

333 The next chart plots the representation of ethnic minorities in management positions
 334 (Dean, Chancellor, Provost, Head of Department/school, Director of studies, etc.).
 335 Seven respondents reported “none” while two respondents reported “less than 2” and
 336 another respondent “less than 10”.

337 The open-ended question inviting respondents to elaborate on their response shed
 338 further light on these numbers. One respondent wrote:

339 *“Preference is strongly given to local (Northern Ireland) candidates, who would*
 340 *strongly tend not to be from ethnic minorities.”*

341 Another respondent wrote:

342 *“There aren’t many non-whites in my organisation in general. In addition man-*
 343 *agement positions usually need voting and backup, so that you have to have know*
 344 *other well and convince them to vote for you. It could be hard for non-whites to*
 345 *do that right now in Poland.”*

How many ethnic minority (non-white) Faculty have held management positions in your organisation/school/ department? These would typic...rector of studies, Dean, Chancellor, Provost, etc
0 / 11 correct responses

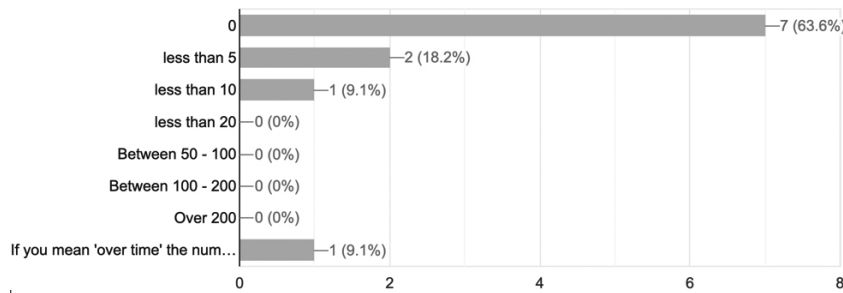


Fig. 11. Representation of ethnic minorities who have held management positions.

Given the current debates on racial equality and justice, does your organisation offer any training on racism, equity, diversity and inclusion?
0 / 11 correct responses

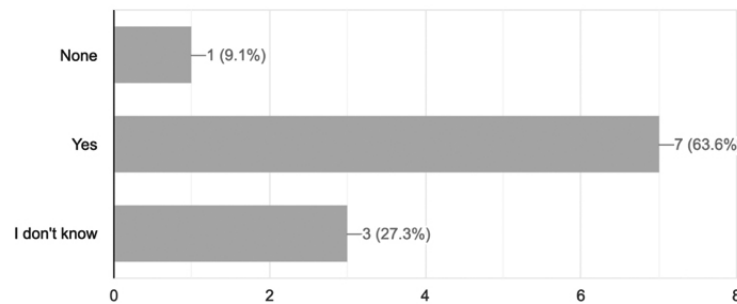


Fig. 12. Presence of training modules on racism and DE&I within LIS institutions in Europe.

346 A third respondent wrote: “*This is an issue which emerges from the overall low*
347 *percentage of ethnic minority academic staff in the university.*”

348 These candid responses show that respondents were aware that racism constitute
349 aggravating factors in the face of other prevailing factors such as local politics and
350 favouritism and that this will further hinder the accession of people of colour (where
351 they are present) to Faculty and management positions in their institutions.

352 Concerning the presence of DE&I and anti-racism training modules, the seven
353 respondents who answered this question confirmed the existence of some form training
354 modules in their institution.

355 When invited to describe the nature of these trainings, responses showed a lack of
356 uniformity on the concepts covered in these training with many citing topics such
357 as “DE&I/EDI, race equality, implicit bias, anti-racism, critical perspectives in LIS;
358 Equity, diversity and social sustainability”.

359 One respondent explained that they had “*training workshops during the year, to*
 360 *which all staff have access – this includes sessions such as “Being Aware of Our*
 361 *Biases: Unconscious Bias Awareness Training.” There is also an “Equality Diversity*
 362 *and Inclusion in Higher Education” (EDI in HE) e-Learning Programme” which*
 363 *encompasses an online self-paced training course, consisting of four 30–45 minute*
 364 *modules, which can be completed either as an entire programme, or as a series of*
 365 *modules allowing participants to build up their knowledge over time at their own*
 366 *pace.”*

367 Another respondent explained that: “*The university provides online ‘mandatory’*
 368 *race equality training for all staff at all levels, and implicit bias training for staff*
 369 *involved in recruitment (of staff and students), and other related roles. We use external*
 370 *trainers to provide staff in key leadership roles with race equality training, and*
 371 *this will shortly be rolled out to more staff. There is currently a debate about how*
 372 *training for EDI work can/should be mandatory (I think it should!), and this can slow*
 373 *things down. For the last 3 years students have also received anti-racism training via*
 374 *workshops on campus and in student accommodation.”*

375 A third respondent simply affirmed: “*We teach “critical” perspectives in all our*
 376 *LIS and Digital Humanities programs. Equity, diversity and social sustainability*
 377 *aspects are the cornerstones of what we do.”*

378 A fourth respondent was quite vague: “*mostly meetings and input sessions on equity*
 379 *and much on inclusion (as well digital accessibility of services)”*.

380 While these responses show that some initiatives are being taken in some institu-
 381 tions situated mainly in the UK and Ireland, there was no clarity on who the target
 382 audience was and on whether these trainings were mandatory or optional. Also, no
 383 respondent explained how the effectiveness of these trainings was measured although
 384 we did not explicitly invite respondents to elaborate on this. There is a risk that
 385 these trainings may end up being an exercise in box ticking which will render them
 386 ineffective.

387 On whether they thought that anti-racism modules should be integrated into LIS/KO
 388 curricula, the eleven respondents believed that this should become the norm.

389 Finally, 9 out of the 11 respondents (81.8%) would be willing to join a coalition
 390 that will advocate for anti-racism pedagogy as a requirement to obtain accreditation
 391 of an LIS/Ko degree programme in the future.

392 **5. No racism in European LIS?**

393 Racism is not a North American issue alone that somehow halts on the other side
 394 of the Atlantic ocean. The consequences of racism pervade the entire human society
 395 and is therefore a moral duty for any academic field of inquiry to tackle.

396 There appears to be a disconnect between the European LIS and the current race
 397 theoretic current sweeping through all scientific disciplines as evidenced by the expo-
 398 nential rise in publications on this topic over the last five years. Many disciplines and

What do you think about the idea of incorporating anti-racism module in LIS/KO degree programmes in your institution?

11 responses

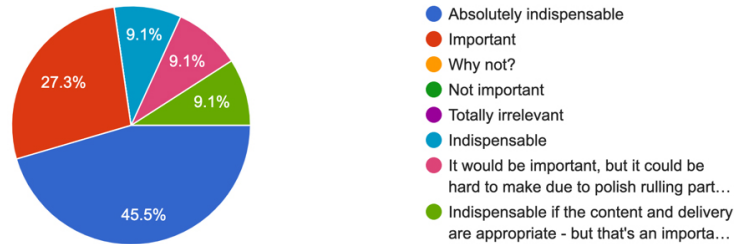


Fig. 13. On the necessity to incorporate anti-racism training modules in LIS/KO degree programmes in LIS institutions in Europe.

Are you interested in forming a coalition that advocates for anti-racism pedagogy as a requirement for the certification of LIS/KO degrees in Europe?

11 responses

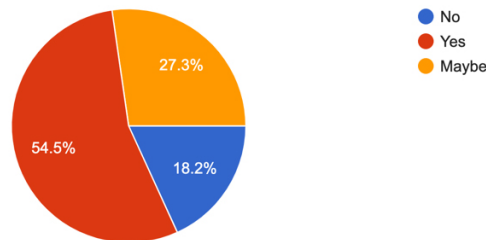


Fig. 14. Willingness to join a coalition to advocate for mandatory anti-racism training modules to obtain accreditation of LIS/KO degree programmes in Europe.

399 scientific institutions have begun a self-examination of their legacy towards racism and
 400 racial inequities. To this end, *Nature*, the topmost scientific journal launched a series
 401 of issues entitled “*Racism: Overcoming Science’s toxic legacy*” in October 2022. Hot
 402 on its heels, the fifth topmost scientific journal, *The Lancet*, followed suit in December
 403 2022 with its own series “*The Lancet series on racism, xenophobia, discrimination,*
 404 *and health*”.

405 Integrating teaching, research and advocacy on racial equality and diversity is not
 406 only the subject for sociology, anthropology and ethnic studies. With the notable
 407 exception of the UK, the European LIS landscape is dominated by white-hegemonic
 408 centrism that does not reflect the multi-ethnic makeup of the European population
 409 where a significant proportion of people of colour contribute to its economic, cultural
 410 and scientific growth.

411 Our exploratory survey of European faculty revealed a low level of representation

412 of ethnic minority students and faculty, especially in management positions. When
413 correctly tackled in the classroom (and not as a top-down institutional communication
414 strategy), DE&I modules will at least put the topic of racial discrimination and white
415 privilege on the curriculum and will initiate difficult but necessary conversations. If
416 LIS wishes to remain relevant to the society, it needs to step out of its self-appointed
417 tasks of book and document classification and tackle issues which are relevant to our
418 21st century amongst which social justice, racism and climate change top the list.

419 References

- 420 Adhikari-Sacré, H.P., & Rutten, K. (2021). When students rally for anti-racism. Engaging with racial
421 literacy in higher education. *Philosophies*, 6(2), Article 2. doi: 10.3390/philosophies6020048.
- 422 Ball, P. (2022). Imperialism's long shadow: The UK universities grappling with a colonial past. *Nature*,
423 610(7932), 593-596. doi: 10.1038/d41586-022-03253-y.
- 424 Birdi, B., Dunbar, A., Furner, J., & Ibekwe, F. (2022, June 15). *Eliminating racism in education for*
425 *knowledge organisation and library and information science: An intercontinental position statement*
426 [Proceedings Paper]. Proceedings of the Seventeenth International ISKO Conference; Ergon-Verlag.
427 <https://eprints.whiterose.ac.uk/191554/>.
- 428 Brzozowski, A. (2021). *EU Equality Bodies and the fight against Racial Discrimination*. EURAC-
429 TIV. [https://en.euractiv.eu/wp-content/uploads/sites/2/special-report/EU-equality-bodies-and-the-fight-](https://en.euractiv.eu/wp-content/uploads/sites/2/special-report/EU-equality-bodies-and-the-fight-against-racial-discrimination-Special-Report-1.pdf)
430 [against-racial-discrimination-Special-Report-1.pdf](https://en.euractiv.eu/wp-content/uploads/sites/2/special-report/EU-equality-bodies-and-the-fight-against-racial-discrimination-Special-Report-1.pdf).
- 431 Colon-Aguirre, M.-B. (2022). Incorporating diversity, equity, and inclusion (DEI) into research. *Journal of*
432 *Education for Library and Information Science*, Vol. 63, no 3 (Vol. 63, no 3), 237(8).
- 433 Furner, J., Ibekwe, F., & Birdi, B. (2022, October 15). *From words to actions: Assessing the impact*
434 *of antiracist declarations in library and information science*. Proceedings of the 11th International
435 Conference on Conceptions of Library and Information Science, Oslo Metropolitan University. doi:
436 10.47989/ircolis2202.
- 437 Hudson, D.J. (2017). On 'Diversity' as Anti-Racism in Library and Information Studies: A Critique.
438 *Journal of Critical Library and Information Studies*, 1(1), Article 1. doi: 10.24242/jclis.v1i1.6.
- 439 Inskip, C. (2022). What are the options for library and information studies education reform in addressing
440 racial inequity in the library profession in the UK? *Journal of Librarianship and Information Science*,
441 09610006221114483. doi: 10.1177/09610006221114483.
- 442 Phyllis Jones, C. (2000). Levels of racism: A theoretic framework and a gardener's tale. *American Journal*
443 *of Public Health*, 90(8), 1212-1215. doi: 10.2105/AJPH.90.8.1212.
- 444 Rebollo-Gil, G., & Moras, A. (2006). Defining an 'anti' stance: Key pedagogical questions about engag-
445 ing anti-racism in college classrooms. *Race Ethnicity and Education*, 9(4), 381-394. doi: 10.1080/
446 13613320600957702.
- 447 Ren, X.-A. (2022). How MLIS programs prepare students to serve diverse populations: The north american
448 context. *Journal of Education for Library and Information Science*, Vol. 63, no 3 (Vol. 63, no 3),
449 301(20).
- 450 Singh, R. (2022). Race, privilege, and intersectionality: Navigating inconvenient truths through self-
451 exploration. *Journal of Education for Library and Information Science*, Vol. 63, no 3 (Vol. 63, no 3),
452 277(24).