



HAL
open science

Genomic Designing for Climate-Smart Tomato

Mathilde Causse, Jiantao Zhao, Isidore Diouf, Jiaojiao Wang, Veronique Lefebvre, Bernard Caromel, Michel Génard, Nadia Bertin

► **To cite this version:**

Mathilde Causse, Jiantao Zhao, Isidore Diouf, Jiaojiao Wang, Veronique Lefebvre, et al.. Genomic Designing for Climate-Smart Tomato. Genomic Designing of Climate-Smart Vegetable Crops, pp.47-159, 2020, 10.1007/978-3-319-97415-6_2 . hal-04169212

HAL Id: hal-04169212

<https://hal.science/hal-04169212>

Submitted on 24 Jul 2023

HAL is a multi-disciplinary open access archive for the deposit and dissemination of scientific research documents, whether they are published or not. The documents may come from teaching and research institutions in France or abroad, or from public or private research centers.

L'archive ouverte pluridisciplinaire **HAL**, est destinée au dépôt et à la diffusion de documents scientifiques de niveau recherche, publiés ou non, émanant des établissements d'enseignement et de recherche français ou étrangers, des laboratoires publics ou privés.

Genomic Designing for Climate Smart Tomato

RUNNING TITLE: CLIMATE-SMART TOMATO

Authors : Mathilde Causse¹, Jiantao Zhao¹, Isidore Diouf¹, Jiaojiao Wang², Veronique Lefebvre¹, Bernard Caromel¹, Michel Génard³, Nadia Bertin³

¹INRA, Centre de Recherche PACA, Génétique et Amélioration des Fruits et Légumes, Domaine Saint Maurice, CS60094, Montfavet 84143, France

²INRA and University of Bordeaux, UMR 1332 Biologie du Fruit et Pathologie, 71, av. Edouard Bourlaux - CS 20032 - 33882 Villenave d'Ornon Cedex - France

³ INRA, Plantes et Systèmes de Culture Horticoles, Institut National de la Recherche Agronomique - Centre de Recherche PACA, Avignon, France

*Corresponding author: Mathilde CAUSSE (Mathilde.causse@inra.fr)

Outline

Abstract

1 Introduction

2 Challenges, Priorities and Breeding objectives

2.1 Productivity

2.2 Fruit quality

2.2.1 Nutritional quality

2.2.2 Sensory quality

2.2.3 Mild stress as a tool to manage fruit quality

2.3 Biotic and abiotic stresses

2.3.1 Biotic stresses

2.3.1.1 Pests and pathogens of tomatoes

2.3.1.2 Impact of climate change on pest and pathogen resistance

2.3.1.3 New emerging tomato diseases

2.3.2 Abiotic stresses

2.3.2.1 Water deficit

2.3.2.2 Salinity stress

2.3.2.3 Temperature stress

2.3.2.4 Mineral nutrition deficiency

2.3.3 Stress combination

3 Genetic and genomic resources for trait breeding

3.1 Genetic resources

3.1.1 Origin of tomato and its wild relatives

3.1.2 Genetic resources as sources for adaptation

3.1.3 Natural and induced mutants

3.2 Molecular markers and trait dissection

3.2.1 Evolution of molecular markers

3.2.2 Trait mapping

3.2.3 Specific populations to dissect phenotypes

3.2.4 Genes and QTL controlling tomato disease resistance

3.2.4.1 Resistance gene and QTL discovery

3.2.4.2 Resistance gene and QTL architecture

3.2.4.3 Molecular basis of resistance genes and QTLs

3.3 Genomic resources

3.3.1 The reference genome sequence

3.3.2 Resequencing tomato accessions

3.4 SNP markers

3.4.1 SNP discovery

3.4.2 SNP arrays

3.4.3 Genotype imputation

3.5 Diversity analyses

3.6 Cloned genes/QTL

3.7 New resources for genes and QTL identification

3.8 Genome-wide association studies

3.8.1 The conditions for applying Genome Wide Association Studies

3.8.2 Meta-analysis

- 3.9 Genetic dissection of abiotic stress tolerance
 - 3.9.1 Genetic control of G x E interaction
 - 3.9.2 Grafting as a defense against stresses
- 3.10 Omic studies
 - 3.10.1 Metabolome analyses
 - 3.10.2 Transcriptome analyses for eQTL mapping
 - 3.10.3 Multi-omic approach
 - 3.10.4 miRNA and epigenetic modifications
- 3.11 Databases
- 4 Breeding for smart tomato
 - 4.1 Traditional breeding
 - 4.2 Marker-Assisted Selection
 - 4.2.1. Marker-Assisted Backcross for monogenic traits
 - 4.2.2. Marker-assisted selection for QTLs
 - 4.2.3 Advanced backcross for the simultaneous discovery and transfer of new alleles
 - 4.2.4 Pyramidal design
 - 4.2.5 Breeding for resistance to pests and pathogens
 - 4.3 Genomic selection
- 5 Designing ideotypes by ecophysiological modelling
 - 5.1 What is an ideotype?
 - 5.2 Current process-based models of tomato for the prediction of GxExM interactions
 - 5.3 Process-based models design of tomato ideotypes
 - 5.4 Prospects on the use of model-based plant design
- 6 Biotechnology and Genetic engineering
 - 6.1 A brief history of genetic engineering in tomato
 - 6.2 Toolkit for genetic engineering tomato
 - 6.2.1 Gene silencing and homologous/heterologous expression
 - 6.2.2 Genome editing
 - 6.2.3 Comprehensive genomic engineering on tomato
 - 6.3 Genetic engineering for improving pest and pathogen resistance
 - 6.4 Regulatory status of gene edited plants
- 7 Conclusion and prospects
- References

Abstract

Tomato is the first vegetable consumed in the world. It is grown in very different conditions and areas, mainly in field for processing tomatoes while fresh market tomatoes are often produced in greenhouses. Tomato faces many environmental stresses, both biotic and abiotic. Today many new genomic resources are available allowing an acceleration of the genetic progress. In this chapter, we will first present the main challenges to breed climate smart tomatoes. The breeding objectives relative to productivity, fruit quality and adaptation to environmental stresses will be presented with a special focus on how climate change is impacting these objectives. In a second part the genetic and genomic resources available will be presented. Then traditional and molecular marker breeding techniques will be discussed. A special focus will then be presented on ecophysiological modeling, which could constitute an important strategy to define new ideotypes adapted to breeding objectives. Finally we will illustrate how new biotechnological tools are implemented and could be used to breed climate smart tomatoes.

Key words: Tomato, breeding, productivity, biotic stress, abiotic stress, ideotypes, modeling

1 Introduction

Tomato is the first vegetable consumed worldwide after potato. It has become an important food in many countries. Two main types of tomato varieties are produced, tomatoes for processing industry, with determinate growth produced only in open field and indeterminate growth varieties for fresh market, which may be grown in very diverse conditions, from open field to greenhouses with controlled conditions.

Tomato, *Solanum lycopersicum* L., is a member of the large Solanaceae family, together with potato, eggplant and pepper. It is a self-pollinated crop, with a diploid ($2n=2x=24$) genome of medium size (950 Mb). A high quality reference genome sequence was published in 2012 (The Tomato Genome Consortium, 2012). Tomato originates from South America as well as 12 wild relative species, which can be crossed with the cultivated tomato species. Several large collections of genetic resources exist and more than 70,000 varieties are conserved in these gene banks. The collections also include scientific resources such as collections of mutants or segregating populations.

Tomato is also a model species for genetic analysis since a long time. Many mutations inducing important phenotype variations were discovered and positionally cloned and many disease resistance genes functionally characterized. Tomato is also a model species for fruit development and physiology. It is easy to transform and it has been the first transgenic food produced and sold (Kramer and Redenbaugh, 1994).

In this chapter, we will first present the main challenges to breed climate smart tomatoes. The breeding objectives relative to productivity, fruit quality and adaptation to environmental stresses will be presented with a special focus on how climate change is impacting these objectives. In a second part the genetic and genomic resources available will be presented. Then traditional and molecular marker breeding techniques will be discussed. A special focus will then be presented on ecophysiological modeling, which could constitute an important strategy to define new ideotypes adapted to breeding objectives. Finally we will illustrate how new biotechnological tools are implemented and could be used to breed climate smart tomatoes.

2 Challenges, priorities and breeding objectives

Tomato crop faces several challenges, which impacts its breeding objectives. Breeders will orientate their main breeding objectives according to the wide diversity of growth conditions and use as fresh or processed. These objectives can be classified in (1) productivity, (2) adaptation to growth conditions in terms of response to biotic and abiotic stresses and (3) fruit quality at both nutritional and sensory levels.

2.1 Productivity

From 1988 to 2017, the tomato world production regularly grew from 64 MT to 182 MT. Since 1995, China increased its production and became the first producer, and since then, its production increased up to 60 MT (Figure 1) covering almost 4,800,000 ha. This growth is due to an increase in production area, but also due to improvement in productivity and variety breeding.

With an average yield of 37 T/ha, compared to 16 t/ha in 1961, yield has increased over years but large differences remain according to countries and growth conditions. In south Europe greenhouses, the average yield is 50-80T/ha, while it may be more than 400T/ha in the Netherland and Belgium, with a crop lasting up to 11 months. Expressed per square meter, the average yield is 3.7 kg/m², reaching 50 kg/m² in the Netherland, while it is 5.6 in China where most of the production is in open field although modern Chinese solar greenhouses are developed (Cao et al., 2019).

Yield is strongly dependent on cultivars and growth conditions. Yield results from fruit number and fruit weight. Cultivars for fresh market are classified based on their fruit size and shape from the cherry tomato (less than 20g) to beef tomato (fruit weight higher than 200g). The potential size depends on cell number established in pre-anthesis stage, but final fruit size mainly depends on the rate and duration of cell enlargement (Ho, 1996). Seed number and competition among fruits also affect the final fruit size (Bertin et al., 2002; 2003). Seed and fruit are highly sensitive to biotic and abiotic stresses, which often lead to seed and fruit abortion (Ruan *et al.* 2012). Fruit number is controlled by the truss architecture but the increase in flower number often leads to abortion (Soyk *et al.* 2017). Fruit shape varies from flat to long or ovate fruit and is also determined at the carpel development stage. Mutations in four genes explain most of the tomato fruit shape (Rodriguez et al., 2011).

2.2 Fruit quality

2.2.1 Nutritional quality

Tomato consumption has been shown to reduce the risks of certain cancers and cardiovascular diseases (Giovannucci, 1999). Its nutritional value is related to fruit composition in primary and secondary metabolites (Table 1) but is mostly due to its content in lycopene and carotene (Bramley, 2002). Lycopene is responsible of the red fruit color but also acts as a dietary antioxidant. Tomato also constitutes an important source of vitamin C. In spite of considerable efforts in developing cultivars with higher content in carotenoids, or in vitamin C, none has reached a commercial importance, in part because of a negative relation between yield and these traits (Klee, 2010).

In addition to these well-known vitamins and antioxidants, other compounds in tomato fruit with antioxidant properties include chlorogenic acid, rutin, plastoquinones, tocopherol, and xanthophylls. Tomatoes also contribute but to a lesser extent in carbohydrates, fiber, flavor compounds, minerals, protein, fats and glycoalkaloids to the diet (Davies and Hobson 1981). Exhaustive metabolome studies have completed the composition of tomato in both primary and secondary metabolites and

shown the wide diversity present among tomato accessions and their wild relatives (Tikunov et al., 2005; Schauer et al., 2006; wells et al., 2013; Rambla et al., 2013, Tieman et al., 2017; Zhu et al., 2018).

Considerable genetic variation exists in tomato for micronutrients with antioxidant activity or other health conferring properties (Hanson *et al.* 2004; Schauer *et al.* 2005). A number of these micronutrients, particularly carotenoids, have long been major objectives of breeding programs because of their contribution to the quality of fresh and processed tomato products. Increased recognition of their health promoting properties has stimulated new research to identify loci that influence their concentration in tomato.

Vitamin A and vitamin C are the principal vitamins in tomato fruit. Tomatoes also provide moderate levels of folate and potassium in the diet and lesser amounts of vitamin E and several water-soluble vitamins. β -carotene is a pro-vitamin A carotenoid. Carotene biosynthesis in tomato has been deciphered and many genes and mutations identified (Ronen et al., 1999). More than 20 genes that influence the type, amount, or distribution of fruit carotenoids have been characterized in tomato (Labate et al., 2007).

Vitamin C pathway in plants has been deciphered by Smirnoff and Wheeler (2000). The variation in ascorbic acid content may depend on varieties and growth conditions (Gest et al., 2013) and a few QTL controlling its variation have been identified (Stevens et al., 2007). The biosynthetic pathway of folate is also well characterized and the genes involved identified (Almeida *et al.* 2011). One of the major QTL controlling its variation has been shown to be due to epigenetic variation (Quadrana et al., 2014).

Glycoalkaloids and their toxic effects are commonly associated with Solanaceous species. Tomato accumulates the glycoalkaloids α -tomatine and dehydrotomatine which are less toxic than glycoalkaloids in potato ((Madhavi and Salunkhe, 1998; Milner et al., 2011). Several genes controlling their variations have been identified (Cardenas et al., 2016; Zhu et al., 2018).

Tomato mineral composition is greatly influenced by plant nutrition (see below), and as a result, has been well characterized in the context of mineral deficiency and the effect of these conditions on plant health. There is significant genotypic variation for mineral content in tomato fruit. Potassium, together with nitrate and phosphorous, constitutes approximately 93% of the total inorganic fruit constituents (Davies and Hobson 1981).

Flavonoids comprise a large group of secondary plant metabolites and include anthocyanins, flavonols, flavones, catechins, and flavonones (Harborne 1994). Numerous efforts have focused on manipulation of transgene expression to enhance fruit flavonoids (Bovy *et al.* 2002; Colliver *et al.* 2002; Muir *et al.* 2001). Willits *et al.* (2005) identified a wild accession that expressed structural genes of the anthocyanin biosynthetic pathway in the fruit peel and fruit flesh. Introgression of the *S. pennellii* accession into tomato produced progeny that accumulated high levels of quercetin in fruit flesh and peel. The mutation responsible for the lack of accumulation of yellow color flavonoid in the pink tomato has been identified (Adato et al., 2009; Ballester et al., 2010). Phenolic acids form a diverse group. Hydroxycinnamic acid esters of caffeic acid predominate in Solanaceous species and chlorogenic acid is the most abundant (Molgaard and Ravn 1988). Rousseaux *et al.* (2005) noted large environmental interactions for fruit antioxidants and identified several QTL for total phenolic concentration in fruit of *S. pennellii* introgression lines.

2.2.2 Sensory quality

Fresh-market tomato breeders improved yield, disease resistances, adaptation to greenhouse conditions, fruit aspect, but have lacked clear targets for improving organoleptic fruit quality. Consumers have complained about tomato taste for years (Bruhn et al., 1991). Nevertheless improving sensory fruit quality is complex as it is determined by a set of attributes, describing external (size, color, firmness) and internal (flavor, aroma, texture) properties.

Flavor is mostly due to sugars and organic acids (Stevens et al., 1977), to their ratio (Stevens et al., 1979; Bucheli et al., 1999), and to the composition in volatile aromas (Klee and Tieman 2013). Sweetness and acidity are related to sugars and acids content (Malundo et al., 1995; Janse and Schols, 1995). Sweetness seems to be more influenced by the content in fructose than in glucose, while acidity is mostly due to the citric acid, present in higher content than malic acid in mature fruits (Stevens et al., 1977). Depending on the studies, acidity is more related to the fruit pH or to the titratable acidity (Baldwin et al., 1998; Auerswald et al. 1999). Both sugars and acids contribute to the sweetness and to the overall aroma intensity (Baldwin et al., 1998). More than 400 volatiles have been identified (Petro-Turza, 1987), a few of them contributing to the particular aroma of tomato fruit (Baldwin et al., 2000; Tieman et al. 2017). Texture traits are more difficult to relate to physical measures or to fruit composition, although firmness in mouth is partly related to instrumental measure of fruit firmness (Causse et al., 2002), and mealiness was found related to the texture parameters of the pericarp (Verkeke et al., 1998). Several studies intended to identify the most important characteristics for consumer preferences (Causse et al., 2010).

Although production of high quality fruits is dependent on environmental factors (light and climate) and cultural practices, a large range of genetic variation has been shown, which could be used for breeding tomato quality as reviewed by Davies and Hobson (1981), Stevens (1986) and Dorais et al. (2001). Preferences of consumers faced to genetic variability have rarely been studied. Causse et al. (2003) showed the importance of flavor and secondarily of texture traits in consumer appreciation. Cherry tomatoes have been identified as a source of flavor (Hobson and Bedford 1989), with fruits rich in acids and sugars. Long shelf life cultivars have been described as generally less tasty than traditional ones (Jones 1986), with lower volatile content (Baldwin et al., 1991). Furthermore quality has a subjective component and there is not a unique expectation (Causse et al., 2010).

Wild relatives of *S. lycopersicum* may be interesting for improving fruit composition. Mutations of enzymes involved in the carbon metabolism were found in *S. chmielewskii* and in *S. habrochaites*, leading to particular sugar compositions: The *sucr* mutation in an invertase gene, in *S. chmielewskii*, provides fruits with sucrose instead of glucose and fructose (Chetelat et al., 1995). In *S. habrochaites*, an allele of the ADP glucose pyrophosphorylase enzyme was identified as much more efficient than the allele of the cultivated species, leading to an increase in the final sugar content of the fruit (Schaffer et al., 2000). Another locus *Fgr* modulates the fructose-glucose ratio in mature fruit, *S. habrochaites* allele yielding higher ratio (Levin et al., 2000). The gene responsible is a sugar transporter of the SWEET family (Shammai et al., 2018). A gene *Lin5* encoding an apoplastic invertase has been shown to be a QTL modulating sugar partitioning, the allele of *S. pennellii* leading to higher sugar concentrations than the *S. lycopersicum* one (Fridman et al., 2000). Wild tomato species may also provide original aromas, either favorable to tomato quality (Kamal et al. 2001) or unfavorable (Tadmor et al., 2002). Several genes responsible for the variation of aroma production in tomato have been cloned (Klee 2010; Bauchet et al., 2017; Zhu et al., 2019).

Many efforts for improving fruit quality have failed because of the complex correlations between the various components or between yield or fruit weight and fruit components. The correlation between fruit weight and sugar content is frequently negative (Causse et al., 2001), but may be positive in other samples (Grandillo and Tanksley, 1996a). In several studies involving sensory evaluation and

fruit composition analyses, sweetness was positively correlated with reducing sugar content and sourness with titratable acidity (Baldwin et al., 1998; Causse et al., 2002). Firm texture is positively correlated with the instrumental firmness (Lee et al., 1999; Causse et al., 2002). Correlations were also detected between fruit size and antioxidant composition (Hanson et al., 2004). High throughput metabolic profiling allowed getting insight on the whole metabolic changes in tomato fruits during fruit development or in various genotypes (Schauer et al., 2005; Overy et al., 2005; Baxter et al., 2005).

Answering to the demand of producers and retailers of fresh-market tomatoes, breeders have considerably improved external aspect and shelf life of tomato fruit. This improvement was obtained either by the use of the ripening mutations or by the cumulative effect of several genes improving fruit firmness. Several mutations affecting fruit ripening are known, *rin* (ripening inhibitor) the most widely used, *nor* (non ripening), and *alc* (alcobaca). Long shelf life cultivars have invaded the tomato market in the 90's, but consumers have criticized their flavor (Jones, 1986; McGlasson et al., 1987). The corresponding genes have been identified and extensively studied (Vrebalov et al., 2009; Ito et al., 2017; Wang et al., 2019). The impact of the enzymes involved in cell wall modifications during ripening on fruit firmness and shelf life has been extensively studied and modifications of polygalacturonase or pectin methyl esterase activity were proposed to increase fruit shelf life and texture properties (Hobson and Grierson, 1993).

Processing tomato has specific quality attributes. The self pruning mutation (*sp*), characteristic of all the processing varieties, controls the determinate growth habit of tomato plants. Processing cultivars associate the *sp* mutation with concentrated flowering, fruit firmness and resistance of mature fruits to over-ripening, allowing a unique mechanical harvest. The *sp* gene was cloned (Pnueli et al., 1998). This mutation does not only affect plant architecture, but also modulates the expression of genes controlling fruit weight and composition (Stevens, 1986; Fridman et al., 2002; Quinet et al., 2011). This gene belongs to a gene family which is composed of at least six genes (Carmel-Goren et al., 2003). Recently, this gene was also shown to be responsible for the loss of day-length-sensitive flowering (Soyk et al., 2017). The jointless mutations, provided by the *j* and *j2* genes, are also useful to processing tomato production. The *j2* mutation has been discovered in a *S. cheesmaniae* accession, and has no abscission zone in fruit pedicel allowing harvest without calyx and pedicel during vine pick-up (Mao et al., 2000; Budiman et al., 2004).

2.2.3 Mild stress as a tool to manage quality

Tomatoes are produced all year-round under contrasting environmental conditions, triggering seasonal variations in their sensory quality. Over the tomato growth cycle, different factors such as light intensity, air and soil temperatures, plant fruit load, plant mineral nutrition or water availability influence the final fruit quality (reviewed in Davies and Hobson, 1981 and Poiroux-Gonord *et al.* 2010). Variations in temperature and irradiance during ripening affect carotene, ascorbic acid and phenolic compound content in the fruit, although acid and sugar content are not modified considerably by these two factors (Venter *et al.* 1977; Rosales *et al.* 2006 and Gautier *et al.* 2008). Changes in plant fruit load through trust pruning modify fruit dry matter content and final fruit fresh weight by disrupting the carbon flux entering to the fruit (Bertin *et al.* 2000; Guichard *et al.* 2005). Water limitation and irrigation with saline water may impact positively tomato fruit quality, mainly through an increase in sugar content in fruit (either by concentration or accumulation effect) and contrasted effects on the secondary metabolite contents (Mitchell *et al.* 1991; De Pascale *et al.* 2001; Nuruddin *et al.* 2003; Johnstone *et al.* 2005; Gautier *et al.* 2009; Ripoll et al. 2016). The effects reported on fruit composition are associated or not to large yield loss depending upon the intensity

and duration of the treatment and the development stage of the plant (see Ripoll *et al.* 2014 for review) and result from modifications of the water and carbon fluxes imported by the fruit during its growth (Guichard *et al.* 2001; Albacete *et al.* 2013; Osorio *et al.* 2014).

Thus, the optimization of the growth practice, in particular water management, is considered in horticultural production as a tool to manage fruit quality while limiting yield losses, offering the opportunity to address simultaneously environmental issues and consumer expectations of tastier fruits (Stikic *et al.* 2003; Fereres *et al.* 2006; Costa *et al.* 2007). The genetic variability of tomato response to water limitations and others abiotic constraints and their combination still need to be deciphered to develop genotypes adapted to these practices (Poiroux-Gonord *et al.* 2010; Ripoll *et al.* 2014). Large phenotypic variation in response to a wide range of climate and nutrition conditions exists in the genus *Solanum* at both inter and intra species levels (reviewed in Labate, 2007).

Several authors attempted to measure genotype by environment (G x E) interactions on tomato fruit quality by repeating a same experiment in different locations or/and under several growing facilities (Auerswald *et al.* 1999; Johansson *et al.* 1999; Causse *et al.* 2003) or by building experimental design to isolate the effect of particular environmental factors on large number of genotypes (see Semel *et al.* 2007; Albert *et al.* 2016a; Gur *et al.* 2011 for water availability and Monforte *et al.* 1996; Monforte *et al.* 1997a, Monforte *et al.* 1997b for salt stress). In the different experiments, the G x E interaction was significant for the fruit quality traits measured (including fruit fresh weight, secondary and primary metabolism contents and fruit firmness), but generally accounted for a low part of the total variation in comparison to the genotype main effect. Albert *et al.* (2016a) dissected further the genotype by watering regime interaction in an intraspecific *S. lycopersicum* recombinant inbred line population grown under two contrasting watering regimes in two locations. In their studies, the interaction resulted from genotype re-ranking across the watering regime rather than scale changes. Besides, they identified large genetic variation and genetic heritabilities under both watering regimes, encouraging the possibility to develop tomato genotypes with an improved fruit quality under deficit irrigation.

2.3 Biotic and abiotic stresses

2.3.1 Biotic stresses

2.3.1.1 Pests and pathogens of tomatoes

Pests and pathogens cause great damage to tomato crops in field and in greenhouse. Tomato is afflicted by at least 200 pests and pathogens, from most major classes such as bacteria, fungi, oomycetes, viruses, nematodes, insects and spider mites (Foolad and Panthee 2012). Insects are as diverse as aphids, thrips, whiteflies, leafminers, fruit borers, caterpillars, leafhoppers; they disturb the foliage development perturbing photosynthesis carbon assimilation, deform fruit appearance, and ultimately reduce the yield. Moreover several of them may transmit viruses. A few viruses may also be transmitted by contact such as Tobamoviruses. Foolad and Panthee (2012) made a compendium of the most important diseases on tomato caused by 21 fungi, 1 oomycete, 7 bacteria, 7 viruses, and 4 nematodes.

Diseases contribute to almost 40% of tomato yield loss in the field worldwide, whilst the global food production has to be increased by 60% to feed the further 10-billion world population in 2050. The occurrence of those diseases varies according to the geographical regions where tomatoes are grown, environmental conditions and cultural practices. For instance, high relative humidity favors the stem canker and the early blight caused by different species of *Alternaria*, and warm air temperature and damp conditions favor the gray leaf spot caused by different species of

Stemphylium whilst low soil temperature favors the corky root rot caused by *Pyrenochaeta lycopersici* and cool air temperature the *Fusarium* crown and root rot. Otherwise, high air humidity alternating with cool night temperature is favorable for the development of late blight caused by the Oomycete *Phytophthora infestans* that can easily destroy up to 100% of field or greenhouse tomato crops.

2.3.1.2 Impact of climate change on pest and pathogen resistance

Climatic prediction models indicate severe weather pattern changes, which will result in frequent droughts and floods, rising global temperatures, and decreased availability of fresh water for agriculture. A great challenge is thus to improve the robustness of plant resistance and tolerance to pests and pathogens, to a wide array of combined biotic and abiotic stress combinations. Tomato crops are exposed to multiple abiotic stresses in fields and greenhouses that could attenuate or enhance the response to biotic stress. Recent studies have revealed that the response of plants to combinations of two or more stress conditions is unique and cannot be directly extrapolated from the response of plants to each stress applied individually. Few studies report the tomato responses to biotic x abiotic stress combinations.

It is well known for long time that high temperatures (above 30°C) inhibit plant defense mechanisms making major resistance genes frequently dysfunctional. For instance, the tomato *Mi-1.2* resistance gene to root knot nematode and *Cf-4 / Cf-9* genes to *Cladosporium fulvum* are inactivated at high temperature (de Jong et al. 2002; Marques de Carvalho et al. 2015). Other abiotic stresses could also modify tomato immunity. For instance, drought stress reduces disease severity to *Botrytis cinerea* and stops the development of *Oidium neolyopersici*. Irrigation with saline water increases disease severity to *Fusarium oxysporum f. sp. radicle-lycopersici* and to *Phytophthora capsici*, does not affect *B. cinerea* infection, and reduces infection by *O. neolyopersici* (Achu et al. 2006; Dileo et al. 2010). Bai et al. (2018) suggest that salt stress modifies the hormone balance involved in signaling pathway that could decrease the resistance level conferred by the *Ol-1* gene but has no effect on resistance conferred by *ol-2* and *Ol-4* genes, those three genes controlling *O. neolyopersici* responsible for tomato powdery mildew. Limited nitrogen or water supplies increase tomato stem susceptibility to *Botrytis cinerea* (Lecompte et al. 2017). Very high environmental pressure caused by elevated ozone concentration eliminates the effect of potato spindle tuber viroid (PSTVd) on biomass reduction in tomato (Abraitene and Girgzdiene 2013). The few examples cited here mainly focused on the effect of environmental changes on tomato immunity controlled by major resistance genes. Much less publications concern resistance QTLs yet, even if research on the effect of G x E interactions on resistance to biotic stress is increasing. Actually, there is a knowledge gap in the identification of QTLs involved in responses to combined biotic x abiotic stress.

2.3.1.3 New emerging tomato diseases

Global climate change is supposed to result in the emergence of new pests and pathogens into production areas. Tomato health management is thus challenged by the emergence of new races that overcome resistance genes deployed in cultivars and by novel introductions due to the world agricultural market and the climate change. Several diseases are reemerging or emerging on tomato crops such as the late blight caused by *P. infestans* (Fry and Goodwin 1997), the leafminer *Tuta absoluta*, and new viruses that increasingly affect tomato crops. The Potexvirus *Pepino mosaic virus* (PepMV), mainly mechanically transmitted, emerged around 2000 and causes now significant problems on glasshouse tomato crops worldwide (Hanssen and Thomma 2010). Recently, the *tomato brown rugose fruit virus* (ToBRFV), a new tobamovirus present in Jordania and Israel, was able to

break *Tm-2*-mediated resistance in tomato that had lasted 55 years (Maayan et al. 2018). Emergence of new viruses is often coupled to the proliferation of adapting insect vectors. Tomato production in tropical countries is severely constrained by insects and mites, particularly whiteflies (*Bemisia tabaci*) that could transmit begomoviruses (including TYLCV known for long time but also many other emergent begomoviruses) and fruit borers that cause serious problems during the reproductive phase of the crop. Deploying host resistance against viruses, when available, is actually the most effective method for controlling viruses and preventing their spread, even if in recent years resistance-breaking strains of viruses have been characterized, against which these resistance genes are no longer effective. For example, the resistance gene *Sw-5* confers resistance to TSWV transmitted by the thrips *Frankliniella occidentalis*, as well as to related orthospovirus species such as *Groundnut ringspot virus* (GRSV) and *Tomato chlorotic spot virus* (TCSV) recently emerged in the United States and the Caribbean. But it has been overcome by new virulent TSWV strains (Oliver and Whitfield 2016; Turina et al. 2016).

In addition, the bacteria *Clavibacter michiganense* subsp. *michiganensis* (Cmm), causing the bacterial canker disease devastating tomato production worldwide, is considered as a real plague. This bacteria is one of the few pathogens transmitted by seeds. To fight the spread of this disease, Good Seed and Plant Practices (GSPP; <https://www.gspp.eu/>), adopted by sites or companies working on tomato breeding and plantlet production, prevent tomato seed and plant lots from being infected by Cmm. GSPP-accredited sites or companies are granted the right to market their tomato seeds and young plants with the GSPP logo. The first GSPP seed and plants have been available since July 2011 in France and the Netherlands.

So far, there is no sufficiently sustainable or effective genetic leverage available for tomato breeding programs to combat these new diseases. Their sustainable control is a goal of global importance, which will probably require combining several genetic strategies associated to cultural practices to effectively managing those novel pathosystems.

2.3.2 Abiotic stresses

Tomato domestication and improvement have focused for a long time on agronomic traits associated to productivity, quality and disease resistances. Crop resilience facing the global climate change nowadays represents one of the most challenging aspects in plant breeding, raising awareness in developing climate-smart crops. It has led to the characterization of new breeding traits related to abiotic stress tolerance. Understanding the complex genetic architecture of plant response to environmental changes appears to be central for the development of new cultivars. Indeed, variations in environmental factors usually induce some disorders at molecular, physiological and morphological levels that may alter agronomic performance of crops. Stress adaptation in plants at the molecular level requires generally the activation of multiple stress-response genes that are involved in different metabolic pathways for growth maintenance and which expression is regulated by various transcription factors (TFs). The genomic era facilitated the characterization of such stress-response genes across plant species that were assigned to diverse family of TFs. The major families of TFs playing significant roles in stress tolerance that were described in the literature include the basic leucine zipper (bZIP), dehydration-responsive element-binding protein (DREB), APETALA 2 and ethylene-responsive element binding factor (AP2/ERF), zinc fingers (ZFs), basic helix-loop-helix (bHLH), Heat-Shock proteins (Hsp) and the NAC, WRKY, MYB among others (Lindemose *et al.* 2013). The functions covered by these TFs are very common in the plant kingdom, however each species present specificities.

In tomato, Bai *et al.* (2018) characterized the 83 WRKY genes identified in previous studies and displayed their different roles in response to pathogen infection, drought, salt, heat and cold stresses. Some genes were highlighted as being altered in their expression by different stress such as drought and salinity stress (*SIWRKY3*; *SIWRKY3* and *SIWRKY33*) pointing pertinent candidates for further investigation. The expression profiles of other tomato stress-response genes were also investigated for a class of genes belonging to the ERFs family (Klay *et al.* 2018) and Hsp20 gene family (Yu *et al.* 2016). Examples of single genes involved in tomato tolerance to abiotic stress were also described including the *SJUB1* promoting drought tolerance; *DREB1A* and *VP1.1* playing a role in salinity tolerance and *ShDHN*, *MYB49* and *SIWRKY39* for tolerance to multi-stress factors (Liu *et al.* 2015; Sun *et al.* 2015; Cui *et al.* 2018).

Tomato is a suitable plant model to study the genetics of plant response to the environment and deciphering the genotype-by-interaction (GxE) mechanisms, due to the wide range of environmental conditions – from fields to greenhouse cultivation – for its production highlighting its large adaptability.

2.3.2.1 Water deficit

Tomato is a high water-demanding crop (Heuvelink 2005) making water resource management one of the key factors essential for the crop. The amount of irrigation water in tomato production is usually managed according to the reference evapotranspiration (ET_0) and the developmental stage. When water deficit (WD) occurs during the cropping period, morphological and molecular changes are usually observed that hamper the final yield production. Several studies addressed the impact of WD stress on tomato, most of which establishing WD as a percentage of water restriction, according to the optimal water requirement (Albert *et al.* 2016a,b; Diouf *et al.* 2018; Ripoll *et al.* 2016).

From an agronomic point of view, the main consequence of WD on tomato is yield reduction, that can be severe when stress occurs during fruit development (Chen *et al.* 2013). However, all developmental stages are susceptible to WD to a level depending on the cultivar and stress intensity. Seed germination is the first step exposed to environmental stress. In tomato, a delay or even an inhibition of seed germination was observed with the application of osmotic stress (Bhatt and Rao 1987). Water deficit during vegetative and reproductive development negatively affects the overall economic performance of the crop but positive effects on fruit quality are documented. Indeed, Costa *et al.* (2007) described some trade-off between yield decrease and increase in quality component on fruit trees and vegetables including tomato where enhancement in fruit quality compounds such as vitamin C, antioxidants and soluble sugars was observed under WD stress (Albert *et al.* 2016a; Ripoll *et al.* 2014; Patanè and Cosentino 2010; Zegbe-Domínguez *et al.* 2003). The two groups of accessions constituted of cherry tomato and large fruit accessions usually show different sensitivity to environmental stresses. For instance, a study using a panel of unrelated lines tested under control and WD conditions revealed that large fruit tomato accessions were more susceptible and had higher responsiveness to WD (Albert *et al.* 2016b). This study also showed that the increase in the sugar content in fruit under WD is due to a reduction in fruit water content and not to increased synthesis of sugars. However, Ripoll *et al.* (2016) found higher fructose and glucose synthesis in tomato fruits submitted to WD stress for different stages of fruit development, indicating that both dilution effect and higher sugar synthesis are responsible of fruit quality enhancement in tomato under WD. The Omics approaches allow targeting specific genes and studying their variation in expression level according to different environmental conditions. Some examples of water deficit response genes involved in tomato tolerance to drought are published. This is the case for *SISHN1* gene that induces tolerance to drought by activating downstream genes involved in higher cuticular

wax accumulation on leaves (Al-Abdallat *et al.* 2014). Tolerance to drought induces an early activation of signaling pathways to elicit drought related genes. Wang *et al.* (2018) identified a drought-induced gene (*SIMAPK1*) playing an active role in the antioxidant enzymes activities and ROS scavenging leading to higher drought tolerance.

2.3.2.2 Salinity stress

Soil salinity has become problematic in agriculture especially in the Mediterranean region where soil aridification and non-sustainable irrigation practices tend to increase the surface area of salty soils (Munns and Tester 2008). Munns and Gilliam (2015) defined salinity stress (SS) as the level of salinity up to which the energy for plant growth is redirected into defense response. Considering yield as a measure of tolerance to SS, tomato is a crop that can tolerate up to 2.5dS.m⁻¹ of salinity and cherry tomatoes are less salt sensitive than large fruit accessions (Scholberg and Locascio 1999; Caro *et al.* 1991). Over the above-mentioned threshold, a significant yield decrease is observed. Yield reduction under SS in tomato was found to be associated to a reduction in both fruit size and fruit number (Scholberg and Locascio 1999). As for WD, SS also leads to an increase in sugar content in tomato fruits (Mitchell *et al.* 1991). Besides, SS leads to changes in the cation/anion ratio and the increase in sugar content in fruits of salinized plants likely results from the interaction between reduced fruit water content, increased ion content, and maintained hexose accumulation (Navarro *et al.* 2005). These changes are the consequences of tomato response to osmotic adjustment. The threshold for salinity tolerance defined above was set upon the characterization of few selected tomato cultivars. However, Alian *et al.* (2000) noticed a high genotypic variability in response to salinity in fresh market tomato cultivars. This highlights the possibility and the potentiality for the crop to breed salt-tolerant cultivars.

Facing SS, plants deploy a variety of response to rebalance and reestablish the cellular homeostasis. Physiological responses to SS involve the ionic channels transporters as they are highly needed to regulate the ionic imbalance (Apse *et al.* 1999). In their study, Rajasekaran *et al.* (2000) screened salinity tolerance in a number of tomato wild relatives and associated salinity tolerance mainly to a higher K⁺/Na⁺ ratio in roots. High genetic variability was observed in *S.pimpinellifolium* accessions for yield and survival traits in response to SS (Rao *et al.* 2013). Among yield component traits, fruit number was the most affected trait in both wild and cultivated populations (Rao *et al.* 2013; Diouf *et al.* 2018). Breeding salt-tolerant variety thus seems possible by using either physiological traits or agronomic performance under salinity, as sufficient genetic variability is available in several tomato genetic resources.

2.3.2.3 Temperature stress

All crop species have an optimal temperature range for growth. Tomato is known as a crop that can grow in a wide range of environments, from elevated areas with low temperatures to tropical and arid zones where high temperatures usually occur. Based on crop simulation model, Boote *et al.*, (2012) indicated that the optimal growth for tomato and its fruit development is about 25°C. Temperatures below 6°C and above 30°C severely limit growth, pollination and fruit development and could negatively impact final fruit yield. Studies on different accessions and wild relative species of tomato helped understanding how the crop responds to low and high temperature stresses.

High temperature stress

The most visible effect of climate change is the rise in temperature in different areas of the world. The end of the 21st century is expected to come with the increase in global warming causing

significant yield decrease in major worldwide cultivated crops (Zhao *et al.* 2017). When plants are exposed to fluctuating high temperatures (HT), ensuing stress are considered as short-term heat stress when the period of exposure to HT is short or long-term heat stress if plants experienced the HT for several consecutive days. The latter has more dramatic effects on agronomic performances of crops, especially when it occurs during the entire cropping season. In open field trials, seed germination is more generally impaired by high temperature of the soil and can differ to effects of elevated air temperatures. However, flowering period is described as the most critical stage under HT stress (Wahid *et al.* 2007). Severe yield decrease caused by HT stress arises from the hampered reproduction performance with a high impact of HT on reproductive organs (Nadeem *et al.* 2018). In tomato, HT stress around flowering was shown to inhibit reproduction by altering male fertility at high degree and female fertility at a lower rate (Xu *et al.* 2017). In areas where the temperature range could be reliably predicted, managing the sowing date to avoid HT stress around anthesis is an important factor to consider. Tomato male fertility could be considered as the main factor limiting reproduction success under HT stress. This has led some studies to use of pollen traits as a measure of heat tolerance instead of only final yield (Driedonks *et al.* 2018). Male reproductive traits were highly variable among wild species and some accessions showed high pollen viability compared to cultivated cultivars. This opens possibilities for transferring heat-tolerance alleles from wild donors to cultivated tomato. A reduction of fruit setting was also observed in cultivated tomato with higher rate of parthenocarpic fruits noticed under HT stress at 26°C in growth chambers (Adams *et al.* 2001). These authors noticed that fruit maturation is accelerated under higher temperature mostly when fruits are exposed themselves to heating periods, that could alter final fruit quality composition.

Considering the important effect of HT on agriculture, numerous studies successfully tackled and identified several heat-response genes (Waters *et al.* 2017; Keller and Simm 2018; Fragkostefanakis *et al.* 2016). Heat-response genes are commonly regulated by the activity of several heat stress transcription factors (HSFs) as described in the literature for different organisms. This has led to the investigation of the roles played by HSFs in thermo-tolerance and majors HSFs depicted across plant species could lead to the development of heat-tolerant tomato via genome editing (Fragkostefanakis *et al.* 2015).

Chilling and cold stress

Chilling stress (CS) is usually considered when plants are growing in temperature below the optimal growth range and above 0°C, just before freezing stress. The geographical distribution of wild tomato species include elevated zones where annual temperatures can be below the optimal growth for cultivated tomatoes (Nakazato *et al.* 2010). This denotes that adaptation to sub-optimal temperature is possible in tomato.

Adams *et al.* (2001) observed that at 14°C, tomato growth was reduced. Lower temperatures equally induce some chilling stress symptoms as reviewed by Ploeg and Heuvelink (2005) who noticed that below 12°C almost no growth is observed for tomato. As for HT stress, fruit set is inhibited in tomato mainly due to poorer pollen viability. Reduction in the number of flowers, number of fruits and final yield was observed with low temperature that also affects the partitioning of photosynthetic products (Meena *et al.* 2018). Indeed, photosynthesis is highly impacted during CS and several related physiological parameters are described. For example, the relative water content, chlorophyll fluorescence and accumulation of phenolic compounds are associated to mechanisms inducing cold tolerance (Giroux and Fillion 1992; Dong *et al.* 2019; Khan *et al.* 2015). By the way, Meena *et al.* (2018) showed that external application of phenolic compounds – notably salicylic acids –

significantly increased tomato tolerance to CS. Low temperature stress during plant growth and development adversely affects fruit quality of tomato and reduces non-enzyme antioxidants such as lycopene, β -carotene and α -tocopherol.

Transcriptome analysis depicted some genes responding to CS in tomato. For example, Zhuang *et al.* (2019) identified a cold response tomato gene (*SIWHY1*) whose expression is enhanced under 4°C, playing a role in photosystem II protection and starch accumulation in chloroplast. For several plant species, signal transmission of CS involves the C-repeat binding factor (CBF) (Jha *et al.* 2017) leading to downstream activation of cold responsive genes for cold tolerance. Major types of CBF are known to regulate cold acclimation in tomato (Mboup *et al.* 2012). In a recent review, Kenchanmane Raju *et al.* (2018) showed that genes related to photosynthesis and chloroplast development were consistently repressed in response to low-temperature and the most conserved set of genes up-regulated in response to low-temperature stress belonged to the CBFs, WRKYs, and AP2/EREBP transcription factors. These results highlighted some genes and family of transcription factors that could be targeted for breeding tomato adapted to low temperature conditions.

2.3.2.4 Mineral nutrition deficiency

The positive effect of mineral nutrition on plant growth has long been recognized and mineral elements are usually classified as essential or non-essential; the latter being however beneficial for plant development (Marschner 1983). The macronutrients are mostly necessary to stimulate growth and nitrogen (N), potassium (K⁺), and phosphorus (P) are among the most important in higher plants. Their use has a significant environmental cost and thus selection for reduced need of fertilizer could be useful for the production of smart crops.

Nitrogen

Nitrogen (N) is among the most important limiting nutrient for tomato development. Insufficient N nutrition can cause severe consequences to economically important traits. It was shown that N deficiency negatively affect the number of fruits, fruit size, storage quality, color, and taste of tomato (Sainju *et al.* 2003). As evidenced by Groot *et al.* (2004) and Lariat *et al.* (2012), tomato growth rate is linearly correlated to N supply. Low N supply limits growth in leaves but promotes root development and this activity was mainly linked to variation in cytokinin concentration. An increase in accumulation of phenolic compounds is also a notable consequence of N deficiency in tomato. Indeed, Lariat *et al.* (2012) found that sequential limitation of N nutrition resulted in an up-regulation of genes associated to phenolic biosynthetic pathway.

Oversupply of N above the required optimal level is usual in tomato cultivation due to its beneficial effects and the willing to avoid the negative effects of limited N; however, excess of N can overproduce vegetative growth at the expense of fruit development and rapid fruit maturation and inhibits root system development beside its negative effect on groundwater pollution (Du *et al.* 2018). This highlights the necessity to manage N nutrition in tomato cropping that can be achieved through a good characterization of genes involved in nitrogen-use efficiency. Apart from genetic solutions to improve tolerance to N-deficiency, real time greenhouse management technics are now available with the use of computational intelligence systems and definition of new stress tolerance traits like leaf reflectance as proposed by Elvanidi *et al.* (2018).

Phosphorus

Phosphorus (P) is usually present in the soil in a form that is not accessible for plants. Fertilization is thus required for major crops including tomato. Plant capacity to acquire P present in the soil is

associated to root morphological changes and involves variation in plant-hormone levels. Early plant development is very sensitive to P nutrition and sub-optimal P supply in tomato can lead to impaired growth and plant development (Sainju *et al.* 2003; de Groot *et al.* 2004). Phosphate deficiency induces modification in root architecture morphology via increased auxin sensitivity leading to the activation of P transporter genes to remobilize P from lipids and nucleic acids (Schachtman and Shin, 2007). Long-term adaptation to P starvation appears to be linked to reduced primary root growth at the expense of lateral root growth that is promoted (Xu *et al.*, 2012). Besides, the net-photosynthesis decreased in the leaves with reduced sucrose content after long exposure to P starvation, while the starch content increased. These authors also identified different genes responding to P starvation that belong to the 14-3-3 gene family encoding phosphoserine-binding proteins involved in protein-protein interactions.

In open field conditions, a larger root system development may be required for greater exploration and acquisition of P present in the soil. For greenhouse production where the P input can be managed, the need is more in the characterization of P-deficiency response genes and their correlation to morphological and physiological response for the development of cultivars with higher P-use efficiency.

Potassium

The importance of *Potassium* (K^+) in plant nutrition has been attested with its involvement in important physiological processes such as photosynthesis, osmoregulation and ion homeostasis (Marschner 1983; Pettigrew 2008). Yield and quality are known to be impacted by the photosynthesis capacity of the plant and thus could be directly linked to the K^+ concentration in plant organs. In tomato, positive effects of K^+ supply have been described for vigorous growth, early flowering, fruit number production and higher rate of titratable acidity (Sainju *et al.* 2003). Increase in soluble solids, anti-oxidative capacity and ascorbic acid were also observed in tomato fruits (Tavallali *et al.* 2018) with K^+ supply. Alternatively, deficiency in K^+ nutrition induced morphological injuries resulting in brown marginal scorching with interveinal chlorosis and yellowing of tomato leaves. Indeed, plants usually sense external changes in K^+ concentration leading to the activation of signal transduction to reestablish the ion homeostasis. Adaptation to low K^+ supply is achieved through different K^+ movement monitored by different K^+ transporters. The function and role of different transporter channels involved in K^+ movement in plants were described by Wang and Wu (2015) including the HAK/KUP/KT family of transporters seemingly crucial for K^+ transport. The transport of K^+ in plants is initiated in the roots and the major impact of K^+ deficiency is on root architecture (Zhao *et al.* 2018). Improving root system development could then directly alleviate the deleterious effect of K^+ deficiency.

Calcium

Calcium is an important ion involved in diverse metabolic processes central to plant growth and development (Bush, 1995). Several reviews regarding the role of this macronutrient on plants pinpoint its involvement in the cell wall rigidity, cell membrane stability, the control of ion transport and the signaling of abiotic stress (Hepler, 2005; Hirschi, 2004; Wilkins *et al.* 2016). Calcium deficiency is associated to changes in the cell ion homeostasis and had been related to nutritional imbalance incidence, among other problems in plants. The diminution of Ca^{2+} nutrition as well as environmental stimuli have been considered as leading changes in cytosolic concentration of Ca^{2+} mediating some modifications in Ca^{2+} flux through transporter proteins in order to reestablish the ion homeostasis (Bush, 1995). Besides, plant response to abiotic stresses are tightly linked to

modification in Ca^{2+} homeostasis essential to signaling and subsequent plant tolerance deployment (Rengel, 1992; Wilkins *et al.* 2016). In tomato, Ca^{2+} nutrition under salinity stress for example has been shown to alleviate the negative impact induced by salt toxicity on plant and fruit growth (Tuna *et al.* 2007). This was linked to Ca^{2+} use efficiency upon the availability of sufficient Ca^{2+} concentration in the plant. Calcium-use efficiency is an important characteristic for plant adaptation to environmental stress and this trait is genetically variable indicating the possibility for breeding cultivars with high potentiality of adaptation to low Ca^{2+} input (Li and Gabelman, 1990). However, most tomato accessions are susceptible to Ca^{2+} deficiency and among the undesirable effects associated to this stress, a physiological disorder at the fruit named blossom-end rot (BER) has been noticed (Adams and Ho, 1993). Other studies correlate BER incidence to differences in genotype capacity to limit oxidative stress by increasing the synthesis of antioxidant metabolite such as ascorbate (Rached *et al.* 2018) or genotype sensitivity to gibberellin (Gaion *et al.* 2019) suggesting a non-direct effect of Ca^{2+} depletion in the cells to induce BER symptoms. Moreover, through transcriptomic analyses, de Freitas *et al.* (2018) identified candidate genes inhibiting BER in tomato that were mostly associated to resistance against oxidative stress. Tomato BER is thus a complex physiological disorder occurring from the impact of abiotic stresses, genetic, physiological or agronomic factors with possible interaction between them (Hagassou *et al.* 2019). However, regarding the tight link between BER and the level of Ca^{2+} in tomato, the characterization of the channel gene families involved in regulation of Ca^{2+} homeostasis under different environmental stimuli could help to disentangle the underlying molecular mechanisms of the interaction between BER incidence and Ca^{2+} concentration.

2.3.3 Stress combination

Plant responses to individual stress at specific growth stage are well documented and avenues for crop breeding to enhance tolerance to a particular stress were provided. However, observations in the nature and in open field conditions clearly brought to light that stress combination is a common phenomenon, especially with the climate change that has an incidence on co-occurring of environmental stresses such as WD and HT stress. Climate change trend has also an impact on pathogen spreading and new disease appearance and distribution (Harvell *et al.* 2002). Different scenarios of biotic and abiotic stress combination are then expected to arise, according to the geographical regions and areas of crop cultivation. With different crop species exposed to different stress treatments, Suzuki *et al.* (2014) presented a stress matrix with the potential positive and negative effects of various patterns of stress combination. The global effect of combined stresses on yield, morphological and physiological traits on plants can be highly different from those of a single stress. Thus the stress matrix proposed by Suzuki *et al.* (2014) would be highly useful if specified for tomato, to achieve a global view of how stress combinations could be managed in breeding programs.

Examples of studies conducted in tomato to assess the impact of combined stress on different traits are available in the literature. Zhou *et al.* (2017) showed that physiological and growth responses to the combined WD and HT stresses had a similar pattern across different cultivars but the response was different from the single heat response. Combination of HT stress and SS on tomato showed however less damage on growth than the application of SS alone (Rivero *et al.* 2014). Beside morphological changes, some studies conducted on the model species *Arabidopsis thaliana* demonstrated that variations in gene expression under stress combination are highly independent of variation induced by single stress application (Rasmussen *et al.* 2013).

In addition to combination of different environmental stresses, simultaneous biotic and abiotic stresses, which are usually studied separately, are expected, especially in field conditions. Recently, studies were performed to fill the lack of knowledge about the genetic response to biotic and abiotic stress combination compared to single stress effect. In tomato, Kissoudis *et al.* (2015) studied the combined effect of salinity and powdery mildew (*Oidium neolycopersici*) infection and found that salt stress increases the powdery mildew susceptibility in an introgression line population. Anfoka *et al.* (2016) showed that long-term HT stress was accompanied with TYLCV accumulation in tomato reducing by the way the HT response efficiency. Some stress responses such as endogenous phytohormone secretion and ROS production are important physiological processes involved in both abiotic and biotic plant responses (Fujita *et al.* 2006) that could require a-the action of a group of genes regulating both type of stresses. Some genes were shown to be involved in the simultaneous response to biotic and abiotic stress on tomato such as the SIGGP-LIKE gene that Yang *et al.* (2017) found to be correlated to higher ascorbic acid synthesis, less ROS damage and higher tolerance to chilling stress, however its suppression led to higher ROS accumulation and resistance to *P. syringae*. Using genomic data from multiple stress response genes, Ashrafi-Dehkordi *et al.* (2018) performed a comparative transcriptome analysis on tomato and found a set of genes the expression of which is altered under simultaneous biotic and abiotic stresses. Single tomato genes involved in responses to both abiotic stresses and *Pseudomonas syringae* (Sun *et al.* 2015) or *Phytophthora infestans* (Cui *et al.* 2018) were identified making them suitable targets for breeding. However, up to now, stress combination is mostly addressed in a genomic or metabolomics point of view and few examples of genetic response to combined stress are documented except in *A. thaliana* (Thoen *et al.* 2017).

The impact of mineral nutrition on plant pathogen is also important: the enhanced phenolic and volatile compounds accumulated with N fertilization has been shown to interact with tomato disease induced by insect attack such as whitefly, *Bemisia tabaci* (Islam *et al.* 2017) and leafminer *Tuta absoluta* Han *et al.* (2015). Interaction between N supply and tomato resistance to *Botrytis cinerea* has also been described (Lecompte *et al.* 2010). Nitrogen supply not only interacts with biotic tolerance in tomato but has also a different impact according to some abiotic factors.

Among abiotic stresses, salinity is the most important stress in tomato affecting tomato responses. The simultaneous effect of salinity stress and N input was measured by Papadopoulou and Rendig (1983) who showed that the positive effects of N supply on growth and fruit weight was suppressed by salinity stress reaching up to 5 dS.m⁻¹.

In an interspecific introgression line (IL) population, (Frary *et al.*, 2011) showed that salinity decreased the leaf Ca²⁺ content by 47% and K⁺ content by 8%. *S. pennellii* alleles were found contributing mostly to higher Ca²⁺ content under both control and salinity stress suggesting this species as a natural resource for salinity and low Ca²⁺ input stress tolerance.

3 Genetic and genomic resources for trait breeding

3.1 Genetic resources

3.1.1 Origin of tomato and its wild relatives

Genetic resources for food and agriculture are keys to global food security and nutrition (FAO, 2015). In crop production, maintaining genetic diversity is an essential strategy not only to breed new varieties, to identify candidate genes of target traits, to dissect the evolutionary history, but also to reduce the effects of biotic and abiotic stresses, etc.

Tomato belongs to the large and diverse *Solanaceae* family also called Nightshades, which includes more than three thousand species. Among them, major crops arose from Old world (eggplant from

Asia) and New world (pepper, potato, tobacco, tomato from South America). The *Lycopersicon* clade (**Table 2**) contains the domesticated tomato (*Solanum lycopersicum*) and its 12 closest wild relatives (Peralta et al., 2005). Charles Rick and colleagues started the first prospecting and studies on the tomato wild relatives in the 40's.

Tomato clade species are originated from the Andean region, including Peru, Bolivia, Ecuador, Colombia and Chile. Their growing environments range from sea level to 3,300 m altitude, from arid to rainy climate and from Andean Highlands to the coast of Galapagos Islands. Their habitats are often narrow and isolated valleys and they were adapted to many climates and different soil types. The large range of ecological conditions contributed to the diversity of the wild species. This broad variation is also expressed at the morphological, physiological, sexual and molecular levels (Peralta et al., 2005).

The domestication of tomato is due to a divergence from *S. pimpinellifolium* that occurred several thousand years ago. It probably happened in two steps, first in Peru, leading to *S. lycopersicum cerasiforme* accessions then in Mexico, leading to large fruit accessions (reviewed in Bauchet and Causse, 2012) and confirmed by molecular analyses (Blanca et al., 2012; Lin et al., 2014; Blanca et al., 2015). Only a few tomato seeds were brought back from Mexico to Europe, leading, after domestication, to a new genetic bottleneck. The tomato cultivation first slowly spread in southern Europe and it is only after the Second World War that its intentional selection started and that it was spread over the world.

3.1.2 Genetic resources as sources for adaptation

There are more than 83,000 tomato accessions stored in different seed banks worldwide (FAO, 2015). These seed banks include the Tomato Genetic Resources Center (TGRC) in Davis, USA (<https://tgrc.ucdavis.edu/>), the United States Department of Agriculture (USDA) in Geneva, USA (<https://www.ars.usda.gov/>), the World Vegetable Center in Taiwan, (<https://avrdc.org/>), the Centre for Genetic Resources, in the Netherlands (<https://www.wur.nl/en/Research-Results/Statutory-research-tasks/Centre-for-Genetic-Resources-the-Netherlands-1.htm>) and others. These seed banks maintain most of the genetic diversity of tomatoes.

Thanks to the pioneer work of Charles Rick, the Tomato Genetics Resource Center of the University of California, in Davis, maintains the largest collection of wild relative accessions that he prospected during his life. This collection has been an important source of diversity for breeding tomato and for gene discovery. For instance, there is a collection of 46 *Solanum pennellii* that is only found in Peru, and is particularly adapted to dry conditions (**Figure 2**).

3.1.3 Natural and induced mutants

Natural genetic diversity is the main source for adaptation and crop breeding. Natural mutations appeared in cultivated accessions or were introduced from wild relative species, which provide a great source of genetic diversity for many traits, including disease resistance genes and quality trait-related genes (Bauchet and Causse, 2012; Bauchet et al., 2017a; Rothan et al., 2019). However, the number of cloned genes with detailed functional validations is still limited (Rothan et al., 2019). Some biotechnology tools such as TILLING (Targeting Induced Local Lesions in Genomes; Comai and Henikoff, 2006) provide collections of mutants in a specific accession, accelerating functional genomic research and the discovery of interesting alleles at a given locus (Menda et al., 2004; Baldet et al., 2007; Okabe et al., 2011; Mazzucato et al., 2015; Gauffier et al., 2016). This technology typically uses chemical mutagens such as ethyl methanesulfonate (EMS) to generate several base mutations in the genome. There are several TILLING collections worldwide for tomato, such as the

UCD Genome Center TILLING laboratory, University of California, USA (<http://tilling.ucdavis.edu/index.php/TomatoTilling>); The Microtom collection (Okabe et al., 2011); TOMATOMA database, Japan (<http://tomatoma.nbrp.jp/>); Repository of Tomato Genomics Resources (RTGR), University of Hyderabad, India (<https://www.uohyd.ac.in/images/index.html>); The Genes That Make Tomatoes (<http://zamir.sgn.cornell.edu/mutants/index.html>); the Tilling Platform of Tomato, INRA, France (<http://www-urgv.versailles.inra.fr/tilling/tomato.htm>) (Minoia et al., 2010); LycoTILL database, Metapontum Agrobios, Italy (<http://www.agrobios.it/tilling/>) (Minoia et al., 2010) and others.

3.2 Molecular markers and gene/QTL mapping

3.2.1 Evolution of molecular markers

Tomato has been used for genetic studies and mutation mapping of interesting traits even before the discovery of molecular markers (Butler, 1952). Genes of interest were first mapped thanks to pairs of near isogenic lines differing only in the region of the interesting gene (Philouze, 1991; Laterrot, 1996). Nevertheless, until the 1980s, the location of mutations of interest on genetic maps was not precise. The first isozyme markers were limited in number and rapidly replaced by restriction fragment length polymorphism (RFLP) markers. The first high-density genetic map based on RFLP markers was constructed (Tanksley et al., 1992). With more than 1000 loci, spread on the 12 chromosomes, it allowed the localization of several mutations and genes of interest. Then, PCR based markers, including RAPD, AFLP and microsatellites, were used, but remained limited in polymorphism level and distribution across the genome. Following the identification of PCR markers linked to the gene of interest, specific PCR markers were set up, simplifying the genotyping step for breeders. Nevertheless, PCR markers such as RAPD or AFLP map in majority close to the centromeres, reducing their potential efficiency for gene mapping in tomato (Grandillo and Tanksley, 1996a; Haanstra et al., 1999; Saliba-Colombani et al., 2001).

3.2.2 Trait mapping

The construction of genetic maps of molecular markers permitted the dissection of quantitative traits into QTL (Quantitative Trait Loci) (Paterson et al., 1988; Tanksley et al., 1992). This strategy also opened the way to investigate physical mapping and molecular cloning of genetic factors underlying quantitative traits (Paterson et al., 1991). The first gene cloned by positional cloning was the *Pto* gene, conferring resistance to *Pseudomonas syringae* (Martin et al. 1993). Since then, several interspecific progenies with each wild relative species were studied. Due to the low genetic diversity within the cultivated compartment (Miller and Tanksley 1990), most of the mapping populations were based on interspecific crosses between a cultivar and a related wild species from the lycopersicon group (as reviewed by (Foolad, 2007; Labate et al., 2007; Grandillo et al., 2011) or from lycopersicoides (Pertuzé et al., 2003) and juglandifolia group (Albrecht et al., 2010). However, maps based on intraspecific crosses have proved their interest notably for fruit quality aspects (Saliba-Colombani et al., 2001). All those populations allowed the discovery and characterization of a myriad of major genes (Rothan et al., 2019) and QTLs involved in various traits (Grandillo and Tanksley, 1996b; Tanksley et al., 1996; Fulton et al., 1997; Bernacchi et al., 1998; Chen et al., 1999; Grandillo et al., 1999; Frary et al., 2000; Monforte and Tanksley, 2000; Causse et al., 2001; Saliba-Colombani et al., 2001; Causse et al., 2002; Doganlar et al., 2003; Frary et al., 2004; Schauer et al., 2006; Baldet et al., 2007; Jiménez-Gómez et al., 2007; Cagas et al., 2008; Kazmi et al., 2012; Haggard et al., 2013; Alseekh et al., 2015; Pascual et al., 2015; Ballester et al., 2016; Rambla et al., 2016; Kimbara et al., 2018).

The main results of QTL studies can be summarised :

- QTLs are detected in every case, sometimes with strong effects. A few QTLs explaining a large part of the phenotypic variation, acting together with minor QTLs, are frequently detected. Most of the QTLs act in an additive manner, but a few dominant and even over-dominant QTLs were detected (Paterson et al., 1988; DeVicente and Tanksley, 1993).
- QTLs can be separated in two types: QTLs stable over the environments, years or types of progeny, and QTLs more specific of one condition (Paterson et al., 1991).
- Some regions involved in the variation of a trait are found in progenies derived from different accessions of a species, or from different species (Fulton et al., 1997; Bernacchi et al., 1998; Chen et al., 1999; Grandillo et al., 1999; Fulton, 2002).
- The dissection of complex traits in relevant components and the QTL mapping of these components allowed the genetic bases of the variability of complex traits to be understood. For example, a map of QTLs controlling several attributes of organoleptic quality in fresh-market tomato revealed relations between QTLs for sensory attributes and chemical components of the fruit (Causse et al., 2002). The analysis of biochemical composition of a trait is also important.
- Fine mapping experiments allowed to precisely map the QTLs in a chromosome region and to verify the existence of several QTLs linked in the same region (Paterson et al., 1990; Frary et al., 2003; Lecomte et al., 2004a). For example, by reducing the size of an introgressed fragments from *S. pennellii*, (Eshed and Zamir, 1995) identified three linked QTLs controlling fruit weight on a single chromosome arm. Fine mapping is also an important step for cloning QTLs, as first shown by the successes in cloning QTLs controlling fruit weight (Alpert and Tanksley, 1996; Frary et al., 2000), fruit shape (Tanksley, 2004) and soluble solid content (Fridman et al., 2000; Fridman et al., 2004).
- Wild species, in spite of their low characteristics in comparison to cultivars, can carry alleles, which may contribute to the improvement of most of the agronomic traits (DeVicente and Tanksley, 1993).

3.2.3 Specific populations to dissect phenotypes

Rapidly, molecular breeding strategies were set up and implemented to try to “pyramid” genes and QTL of interest for agronomical traits, notably using Advanced Backcross QTL method (AB-QTL) (Grandillo and Tanksley, 1996b). Using this approach with a *S. lycopersicum* x *S. pimpinellifolium* progeny, in which agronomical favorable QTL alleles were detected, Grandillo and colleagues showed how a wild species could contribute to improve cultivated tomato (Grandillo et al., 1996). Introgression Lines (IL) derived from interspecific crosses allowed to dissect the effect of chromosome fragments from a donor (usually from a wild relative) introgressed into a recurrent elite line. IL offers the possibility to evaluate the agronomic performance of a specific set of QTL (Paran et al., 1995). IL was used as a base for fine mapping and positional cloning of several genes and QTL of interest. The first IL library was developed between *S. pennellii* and *S. lycopersicum* (Eshed and Zamir, 1995; Zamir, 2001). QTL mapping power was increased compared to biallelic QTL mapping population, and was again improved by the constitution of sub-IL set with smaller introgressed fragments. This progeny was successful in identifying QTLs for fruit traits (Causse et al., 2004); antioxidants (Rousseaux et al., 2005), vitamin C (Stevens et al., 2007) and volatile aromas (Tadmor et al., 2002). The introgression of a QTL identified in these IL has allowed plant breeders to boost the level of soluble solids (brix) in commercial varieties and largely increased tomato yield in California (Fridman et al., 2004). Complementary genetic resources are now available, including a new backcrossed inbred line (BIL) population generated by repeated backcrosses, followed by selfing (Ofner et al., 2016). This BIL population could be used in combination with ILs for fine-mapping QTLs previously identified and to pinpoint strong candidate genes (Fulop et al., 2016) . Moreover, the *S.*

pennellii ILs have been broken into additional sub-lines carrying molecular marker-defined introgressions that are smaller than those carried by the original ILs, further facilitating the identification of candidate genes (Alseekh et al., 2013). These sub-isogenic lines are available to the scientific community and have been used to map loci affecting fruit chemical composition (Alseekh et al., 2015; Liu et al., 2016). Such exotic libraries were also designed with other species, involving *S. pimpinellifolium* (Doganlar et al., 2003), *S. habrochaites* (Monforte and Tanksley, 2000; Finkers et al., 2007) and *S. lycopersicoides* (Canady et al., 2005).

Introgression lines were also used to dissect the genetic basis of heterosis (Eshed and Zamir, 1995). Heterosis refers to phenomenon where hybrids between distant varieties or crosses between related species exhibit greater biomass, speed of development, and fertility than both parents (Birchler et al., 2010). Heterosis involves genome-wide dominance complementation and inheritance model such as locus-specific overdominance (Lippman and Zamir, 2007). Heterotic QTL for several traits were identified in tomato IL (Semel et al., 2006). A unique QTL was shown to display at the heterozygous level improved harvest index, earliness and metabolite content (sugars and amino acids) in processing tomatoes (Gur et al., 2010; 2011). Furthermore, a natural mutation in the SFT gene, involved in flowering (Shalit et al., 2009), was shown to correspond to a single overdominant gene increasing yield in hybrids of processing tomato (Krieger et al., 2010).

3.2.4 Genes and QTLs controlling tomato disease resistance

The excessive use of chemical fungicides and pesticides was for long time most common in tomato crops. Because of environmental, consumer and grower constraints, their elevated costs, and their limited effectiveness, other levers, such as genetic resistance and various cultural practices, have to be integrated for achieving sustainable agriculture (Lefebvre et al. 2018). However the development of new cultivars with enhanced resistance or tolerance was often hindered by the lack of genetic diversity within the cultivated *S. lycopersicum* germplasm, because of its narrow genetic diversity due its domestication history. Screening the tomato-related wild species germplasm collections enabled to discover many sources of disease resistance traits during the last 80 years (Rick and Chetelat 1995). About 40 major resistance traits were discovered in wild tomato species. Those genes confer resistance to diseases of different pest and pathogen classes. Of the 40 major resistance traits, about 20 have been introgressed into cultivated tomato (Ercolano et al. 2012). *S. peruvianum*, *S. habrochaites*, *S. pimpinellifolium* and *S. chilense* have proved to be the richest sources of resistance genes (Laterrot 2000). The systematic screening of tomato germplasm for disease resistance will probably permit to discover further novel resistance sources and consequently novel resistance loci (major resistance genes and resistance QTLs).

3.2.4.1 Resistance gene and QTL discovery

More than 100 loci underlying the 30 major tomato resistance diseases have been genetically mapped (Foolad and Panthe, 2012 for review). Molecular markers associated with many resistance genes or QTLs have been reported. Up to now, 26 major resistance genes were isolated (*Asc-1*, *Bs-4*, *Cf-2*, *Cf-4*, *Cf-5*, *Cf-9*, *Hero*, *I* (=I-1), *I-2*, *I-3*, *I-7*, *Mi-1.2* (=Mi=Meu), *ol-2*, *Ph-3*, *pot-1*, *Prf*, *Pto*, *Tm-1*, *Tm-2*, *Tm-2²* (=Tm-2.2=Tm-2^a), *Ty-1*, *Ty-2*, *Ty-3*, *ty-5*, *Ve-1* (=Ve), *Sw-5*) (Table 3). Resistance tomato locus has a well-defined nomenclature; written in italic, they are abbreviated by 1 to 3 letters (the first letter in uppercase for dominant resistance alleles and in lowercase for recessive dominant alleles) and separated of a number by a dash, the number indicating the order of discovery of the gene for the target disease. In a few cases, the last figure is followed by a dot and another number indicating different alleles; alleles could also be indicated by a number or a letter in superscript.

Most of reported major effect resistance genes are dominant, except *pot-1*, *ty-5* and *ol-2* conferring resistance to potyviruses (PVY and TEV), *Tomato yellow leaf curl virus* (TYLCV) and to *Oidium neolycoersici*, respectively, that were both cloned (Bai et al. 2008; Lapidot et al. 2015; Ruffel et al. 2005). Another recessive resistance allele *py-1* (also named *pyl*) controlling *Pyrenochaeta lycopersici* responsible for corky root rot was reported but is not cloned yet (Doganlar et al. 1998).

For a few tomato diseases, both major effect resistance genes and resistance QTLs have been identified according to the resistance genitor and the pathogen variant used in the analysis and to environmental conditions. Otherwise, a single major resistance gene was discovered for most tomato diseases. For a few diseases, several major resistance genes have been reported, such as for TSWV, where 6 dominant resistance genes and 3 recessive resistance genes were described (Foolad and Panthee 2012) and for *Meloidogyne* nematodes where several resistance genes have been identified. However generally a single of those genes, such as *Sw-5* and *Mi-1.2*, is currently used in MAS because it confers a broader spectrum resistance than others.

A few cloned genes correspond to allelic series such as *Ty-1* and *Ty-3* on chromosome T6 (Verlaan et al. 2013), or *Tm-2* and *Tm-2²* on chromosome T9 (Lanfermeijer et al. 2005), to very tightly linked genes such as *Pto* and *Prf* on chromosome T5 both involved in recognition of *Pseudomonas syringae* pv. *tomato* (Salmeron et al. 1996), or else they belong to clusters of major resistance genes such as *Cf-4* and *Cf-9* on chromosome T1 (Takken et al. 1999) or *Cf-2* and *Cf-5* on chromosome T6 (Dixon et al. 1998). Additionally, while resistance genes are often specific to a pest, a pathogen or a variant of a species, in rare cases a same gene can confer resistance to different distantly related pests, such as *Mi-1.2* called also *Meu* that triggers the resistance to root knot nematodes caused by three *Meloidogyne* species (*M. incognita*, *M. arenaria*, *M. javanica*), to the aphid *Macrosiphum euphorbiae*, to the whitefly *Bemisia tabaci*, and to the psyllid *Bactericerca cockerelli* (Casteel et al. 2007; Milligan et al. 1998; Nombela et al. 2003; Rossi et al. 1998; Vos et al. 1998).

For many diseases, no major gene has been found yet, or major genes previously discovered were breakdown by virulent pathogen variants. For this reason, several research groups are now willing to focus on quantitative resistance that have the particularity to reduce the development of pests and pathogens rather than to block them totally. Quantitative resistance, also called partial resistance and generally controlled by QTLs, provides in most of the cases a more durable and broad-spectrum resistance (Cowger and Brown 2019); in addition, resistance QTLs are more frequent than major resistance genes in natural genetic resources. Many resistance QTLs have been mapped in the tomato genome, particularly for resistance traits to *P. infestans* (Arafa et al. 2017; Brouwer et al. 2004; Brouwer and St Clair 2004; Foolad et al. 2008; Ohlson et al. 2018; Ohlson and Foolad 2016; Panthee et al. 2017; Smart et al. 2007), *O. lycopersici* (Bai et al. 2003), *Alternaria solani* (Foolad et al. 2002), *Alternaria alternata* (Robert et al. 2001), *Xanthomonas* sp. (Hutton et al. 2010; Sim et al. 2015), *C. michiganensis* (Coaker and Francis 2004; Kabelka et al. 2002), *Ralstonia solanacearum* (Carmeille et al. 2006; Mangin et al. 1999; Wang et al. 2013), *Botrytis cinerea* (Davis et al. 2009; Finkers et al. 2008; Finkers et al. 2007) and *Cucumber mosaic virus* (CMV) (Stamova and Chetelat 2000).

Mainly, 3 genes were described for controlling resistance to late blight, but *Ph-1* is not effective anymore, due to the emergence of evolved races of *P. infestans*, and *Ph-2* and *Ph-3* have both an incomplete penetrance and evolved races of *P. infestans* have been described on plant material carrying those genes. Due to the breakdown of those 3 major resistance genes controlling late blight, many efforts are now underway to identify new resistance sources in tomato relatives and within the cultivated tomato germplasm (Caromel et al. 2015 and work in progress at INRA GAFL; Foolad et al. 2014).

An approach to breed for resistance when there is no natural variants, without transformation with foreign DNA, consists to inactivate by TILLING plant dominant susceptibility genes that permit the pathogen to multiply. A proof of concept of such an approach has allowed the de novo creation of resistance to two potyvirus species in tomato (Piron et al. 2010). Similarly, EcoTILLING allows the detection of natural variability of the allelic variants of a specific gene, an approach that has resulted in the detection in tomato diversity of a new Sw-5 variant controlling TSWV (Belfanti et al. 2015).

3.2.4.2 Resistance gene and QTL architecture

Mapping of resistance loci in the tomato genome highlights several hotspots of resistance genes even if the 12 tomato chromosomes harbor resistance loci (Figure 3). Equally, mapping of the repertoire of major resistance genes evidenced that they are organized in tandem or in clusters (Foolad 2007). It appears that a lot of resistance loci were identified on chromosomes 6 and 9, from a same genitor or from the tomato wild relatives. The chromosome 6 carries major resistance genes to root knot *Meloidogyne* (*Mi-1.2*), *O. neolyopersici* (*Ol-1*, *Ol-3*, *Ol-4*, *Ol-5* and *Ol-6*), *Cladosporium fulvum* (*Cf-2* and *Cf-5*), TYLCV (*Ty-1* and *Ty-3*), *Alfalfa mosaic virus* (*Am*), and resistance QTLs to *Ralstonia solanacearum* and ToMoV (*Tomato mottle virus*) (Agrama and Scott 2006). Identically the chromosome 9 is rich in resistance gene clusters with *Tm-2* and *Tm-2²* controlling the *Tomato mosaic virus* (ToMV) (Pillen et al. 1996) and *Frl* controlling FORL (Vakalounakis et al. 1997) near the centromer, *Sw-5* controlling TSWV (Stevens et al. 1995) and *Ph-3* controlling *P. infestans* (Chunwongse et al. 2002) near a telomere and *Ve* controlling *Verticillium dahliae* near the other telomere (Kawchuk et al. 2001).

3.2.4.3 Molecular basis of resistance genes and QTLs

Many resistance traits in tomato are conferred by single dominant genes, encoding proteins that recognize directly or indirectly avirulent proteins of pests and pathogens and trigger the plant defense response. A few correspond to single recessive genes (*e.g. pot-1*, *ol-2*, generally written with lowercase letters). Recessive resistance alleles are due to loss-of-function or absence of susceptibility that hamper the pathogen's development in the plant; conversely the corresponding susceptible alleles facilitate the development of the pathogen that benefits of the host's machinery. Many of major resistance genes have been cloned by forward genetics and map-based cloning approaches (see section 3.6 below) and most of the dominant cloned genes encode conserved NB-LRR proteins. The conserved molecular structure of resistance genes (NB-LRR R-genes, RLP, RLK...) was used to search for genes homologous to genes already isolated in the same species or in related species, and to discover and isolate new resistance alleles or genes (*e.g. Sw-5* and *Mi* that are homolog, the *Cf* serie genes). More recently, the RenSeq technology, using baits designed from 260 NBS-LRR genes previously identified in Solanaceae, helped to pick-up 105 novel NBS-LRR sequences within the reference genome of tomato (*S. lycopersicum*) Heinz1706 and 355 novel NBS-LRR novel within the draft of *S. pimpinellifolium* LA1589 genome, to complete the repertoire of genes that encode NB-LRR R-genes in these species (Andolfo et al. 2014).

Beside those major effect resistance genes, many genes activated during the tomato disease defense response were also characterized. Several are specific of a plant-pathogen interaction. A few are involved in several plant-pathogen interactions, such as the lipase-like protein EDS1 that is involved in defense mechanisms triggered by *Cf-4* and *Ve* proteins. Equally *Prf*, *I-2* and *Bs-3* proteins interact with the *RAR1*, *SGT1* and *HSP90* proteins. Beside, transcriptional analysis highlighted several genes involved in Jasmonate Acid or Salicylic Acid signaling pathway regulation. A few of these genes could correspond to resistance QTLs.

Until now, no QTL determining disease resistance has been cloned in tomato. Quantitative plant resistance loci may correspond to a large array of molecular mechanisms that play a role in partial resistance, they may be genes involved in PAMP recognition responsible for basal defense, genes involved in defense signal transduction, genes regulating the phytoalexin synthesis, weak effect alleles of R genes, genes regulating developmental phenotypes, or other genes not yet identified (Poland et al. 2009).

3.3 Genomic resources

3.3.1 The reference genome sequence

Genomic information greatly promoted our understanding of the genetic architecture and evolutionary history of modern tomato. The tomato genome sequencing project was initiated as part of the International Solanaceae Project (SOL), which was launched on November 3, 2003 at Washington, USA and gathered a consortium of scientists of 10 countries including China, France, Spain, Italy, USA, UK, the Netherlands, Japan, Korea and India (Mueller *et al.*, 2005). The main reason why tomato was first chosen as the reference genome for the Solanaceae was due to its high level of macro and micro-synteny among over 3000 species. This project was first started with conventional sequencing technologies, such as Sanger sequencing. In order to reduce the cost of producing a high-quality reference, BAC-by-BAC sequencing strategy based on saturated genetic markers was used to select seed BACs within the gene-rich part of the tomato genome for sequencing. However, this process was quite slow and became a serious obstacle, which was greatly accelerated by next-generation sequencing (Pietrella and Giuliano, 2016).

The first tomato genome sequence was published in 2012 for the inbred tomato cultivar ‘Heinz 1706’ (*S. lycopersicum*) together with a draft of its closest wild species *S. pimpinellifolium* (accession LA1589) (The Tomato Genome Consortium, 2012). In the tomato genome, recombination, genes and transcripts are substantially located in the euchromatin regions compared to the heterochromatin regions, whereas chloroplast insertions and conserved microRNA genes were more evenly distributed throughout the genome (The Tomato Genome Consortium, 2012). The tomato genome was highly syntenic with other Solanaceae species, such as pepper, eggplant, potato and *Nicotiana*. Tomato had fewer high-copy, full-length long terminal repeat retrotransposons with older insertion ages compared to *Arabidopsis* and Sorghum. Genome annotation showed that there were a total 34,727 protein-coding genes and 30,855 of them were supported by RNA sequencing data. Chromosomal organization of genes, transcripts, repeats and sRNAs were very similar between tomato and potato. Among all the protein-coding genes, 8615 genes were common to tomato, potato, *Arabidopsis*, rice and grape. A total of 96 conserved sRNAs were predicted in tomato, which could be further divided into 34 families, 10 of which being highly conserved in plants. The potato genome showed more than 8% divergence from tomato, with nine large and several smaller inversions (The Tomato Genome Consortium, 2012). The *Solanum* lineage has experienced one ancient and one more recent consecutive genome triplications. The genome information provides a basic understanding of the genetic bottlenecks that narrowed tomato genetic diversity (The Tomato Genome Consortium, 2012).

Since the first published version, the sequence has been completed, corrected and re-annotated using new sequence data and new RNAseq data and the genome version today is SL3.0 while the annotation is ITAG3.2.

3.3.2 Resequencing tomato accessions

Next generation sequencing technologies made it possible to sequence genomes at large scales (Goodwin et al., 2016). Soon after the availability of the reference tomato genome, the genome of the stress-tolerant wild tomato species *S. pennellii* was published (Bolger et al., 2014). This species is characterized by extreme drought tolerance and unusual morphology. Many stress-related candidate genes were mapped in this wild species. Large gene expression differences were observed between *S. lycopersicum* cv. M82 and *S. pennellii* (LA716) due to polymorphisms at the promoter and/or coding sequence levels. This wild species and others were further re-sequenced and assembled using long read sequencing platforms complemented with Illumina sequencing (Usadel et al., 2017;). After the genome of *S. pennellii*, a panel of diversified tomato accessions and related wild species were sequenced (The 100 Tomato Genome Sequencing Consortium, 2014)(The 100 Tomato Genome Sequencing Consortium, 2014) . The allogamous self-incompatible wild species have the highest level of heterozygosity, which was low for the autogamous self-compatible species (The 100 Tomato Genome Sequencing Consortium, 2014). Almost at the same time, a comprehensive genomic analysis based on resequencing 360 tomato accessions elucidated the history of tomato breeding (Lin et al., 2014). This study showed that domestication and improvement of tomato mainly involved two independent sets of QTLs leading to fruit size increase. Five major QTLs (*fw1.1*, *fw5.2*, *fw7.2*, *fw12.1* and *lcn12.1*) contributed to the enlargement of tomato fruit during domestication process. Then, up to 13 major QTLs (*fw1.1*, *fw2.1*, *fw2.2*, *fw2.3*, *lcn2.1*, *lcn2.2*, *fw3.2*, *fw3.2*, *fw5.2*, *fw7.2*, *fw9.1*, *fw10.1*, *fw11.1*, *fw12.1*, *fw11.3*, *fw12.1* and *lcn12.1*) contributed to the second improvement of tomato fruit. This study also detected several independent mutations in a major gene *SIMYB12* that changed modern red tomato to pink tomato appreciated in Asia. This study also illustrated the linkage drag associated with wild introgressions (Lin et al., 2014).

Since then, low-depth resequencing or genotyping-by-sequencing has become a common practice and is widely applied in many tomato collections. Up to now, around 900 tomato accessions have been re-sequenced, with the sequence depth ranging from low to high (The Tomato Genome Consortium, 2012; Causse et al., 2013; Bolger et al., 2014; Lin et al., 2014; The 100 Tomato Genome Sequencing Consortium, 2014; Tieman et al., 2017; Ye et al., 2017; Tranchida-Lombardo et al., 2018). These genomic resources are freely available (<https://solgenomics.net>) and will greatly facilitate modern breeding of new climate smart tomato cultivars.

In a recent pan-genome study of 725 phylogenetically and geographically representative tomato accessions, a total of 4,873 genes were newly discovered compared to the reference genome (Gao et al., 2019). Among these, 272 were potential contaminations and were removed from the 'Heinz 1706' reference genome. Substantial gene loss and intensive negative selection of genes and promoters were detected during tomato domestication and improvement. During tomato domestication, a total of 120 favorable and 1213 unfavorable genes were identified, whereas 12 favorable and 665 unfavorable genes were identified during improvement process.

Disease resistance genes were especially lost or negatively selected. Gene enrichment indicated that defense response was the most enriched group of unfavorable genes during both domestication and improvement. No significantly enriched gene families were found in favorable genes during improvement. A rare allele in the *TomLoxC* promoter was found under selected during domestication. In orange-stage fruit, accessions with both the rare and common *TomLoxC* alleles have high expression compared to those homozygous in modern tomatoes. Taken together with other findings, this pan-genome study provides useful knowledge for further biological discovery and breeding (Gao et al., 2019).

3.4 SNP markers

3.4.1 SNP discovery

Single nucleotide polymorphisms (SNPs) are the most abundant molecular markers for major crops. SNPs can be detected in any region of the genome, including coding sequences or non-coding sequences of genes, as well as the intergenic regions. Only the non synonymous SNPs in the coding regions of genes change the amino acid sequences of proteins. However, SNPs in the non-coding region are also likely to affect gene expression through different mechanisms (Farashi et al., 2019). Millions of SNPs can be directly generated via genotyping-by-sequencing (GBS) or resequencing of a few lines (Catchen et al., 2011). Next-generation sequencing-based technologies have also accelerated the identification and isolation of genes associated with agronomic traits in major crops (Nguyen et al., 2018). There are many GBS methods available, including at least 13 reduced-representation sequencing (RRS) approaches and at least four whole-genome resequencing (WGR) approaches (Scheben et al., 2017). Among them, RNA sequencing and exome sequencing based on transcriptome sequences is an important alternative RRS approach (Haseneyer et al., 2011; Scheben et al., 2017). The sequenced data can be used for expression analysis and also does not require prior genomic sequence information (Wang et al., 2010).

Since the availability of the reference tomato genome, whole-genome resequencing of different tomato accessions could directly generate millions of SNPs, covering the whole tomato genome (Bolger et al., 2014; Lin et al., 2014; Menda et al., 2014; The 100 Tomato Genome Sequencing Consortium, 2014; Tieman et al., 2017; Ye et al., 2017; Zhu et al., 2018). The number of SNPs in the wild tomato species exceeds 10 million, which are 20-folds higher than that in most of the domesticated accessions (The 100 Tomato Genome Sequencing Consortium, 2014). Once the reference genome was available, it became possible to only sequence chromosome regions of interest to screen for SNP. For example, Ranc et al., (2012) sequenced 81 DNA fragments covering the chromosome 2 at different mapping densities in a core collection of 90 tomato accessions and discovered 352 SNPs.

3.4.2 SNP arrays

SNP arrays is another popular and cost-effective genotyping approach, such as the Solanaceae Coordinated Agricultural Project (SolCAP) (Hamilton et al., 2012; Sim et al., 2012b), the Centre of Biosystems Genomics (CBSG) consortium (Viquez-Zamora et al., 2013) or, the Diversity Arrays Technology (DArTseq) (Pailles et al., 2017). However, RNA-seq based SNP arrays, such as SolCAP and ddRAD-Seq (Arafa et al., 2017), have some major limitations: Gene expression is dependent on tissue and time, multiple biases are introduced by library preparation during RNA fragmentation (Wang et al., 2009) and SNP coverage is low in coding regions (Scheben et al., 2017). In tomato, these SNP arrays have been widely used to genotype different tomato collections (Sim et al., 2012a; Viquez-Zamora et al., 2013; Ruggieri et al., 2014; Sauvage et al., 2014; Blanca et al., 2015; Bauchet et al., 2017a; Bauchet et al., 2017b; Pailles et al., 2017; Albert et al., 2016b).

3.4.3 Genotype imputation

When a large diverse reference panel is available, SNP density can be significantly increased by genotype imputation (Guan and Stephens, 2008; Halperin and Stephan, 2009; Iwata and Jannink, 2010; Marchini and Howie, 2010; Pasaniuc et al., 2012; Browning and Browning, 2016; Das et al., 2016; Wang et al., 2018). In human and model plant species, there are some very good reference panels suitable for genotype imputation, such as the 1000 Genomes Project (The 1000 Genomes Project Consortium, 2015) and the UK10K Project in humans (Danecek et al., 2015; The UK10K

Consortium, 2015), the 3000 Rice Genome Project (The 3000 rice genomes project, 2014; McCouch et al., 2016) and the 1001 Genomes Consortium in *Arabidopsis thaliana* (The 1001 Genomes Consortium, 2016). The marker density of SNP arrays in tomato is quite low and many genomic gaps remain, compared with the whole-genome sequencing (Sauvage et al., 2014; Bauchet et al., 2017b; Zhao et al., 2019). After imputation, the SNP number can be increased up to 30-folds and greatly bridged the genomic gaps and genomic coverage (**Figure 4**) (Zhao et al., 2019).

3.5 Diversity analyses

Molecular genetic markers play an important role in the modern breeding (Ramstein et al., 2018). They also provide a new vision of tomato genetic diversity (Bauchet and Causse, 2012). Overall, modern cultivated tomato accessions present a lower polymorphism level compared to wild species, as shown by different types of markers, such as RFLP (Miller and Tanksley, 1990), AFLP (Suliman-Pollatschek et al., 2002; Park et al., 2004; Van Berloo et al., 2008; Zuriaga et al., 2009), RAPD (Grandillo and Tanksley, 1996a; Archak et al., 2002; Tam et al., 2005; Carelli et al., 2006; El-hady et al., 2010; Meng et al., 2010; Length, 2011), SSR (Suliman-Pollatschek et al., 2002; Jatoi et al., 2008; Mazzucato et al., 2008; Albrecht et al., 2010; Meng et al., 2010; Sim et al., 2010; Zhou et al., 2015), ISSR (Vargas-Ponce et al., 2011; Shahlaei et al., 2014) and SNPs (Blanca et al., 2012; Sim et al., 2012a; Lin et al., 2014; The 100 Tomato Genome Sequencing Consortium, 2014).

Whole genome sequencing technology made it possible to detect millions of SNPs and it has revealed that the number of SNPs in wild species is over 10 million and is 20-fold higher than that for most domesticated tomato accessions (The 100 Tomato Genome Sequencing Consortium, 2014), which provides clues on the genetic diversity loss during tomato domestication and improvement. A study based on whole-genome sequencing of wild and cultivated tomato species demonstrated that approximately 1% of the tomato genome has experienced a very strong purifying selection during domestication (Sahu and Chattopadhyay, 2017). At the expression level, domestication has affected up to 1729 differentially expressed genes between modern tomato varieties and the *S. pimpinellifolium* wild species and also affected about 17 gene clusters. Some gene regulation pathways were significantly enriched, such as carbohydrate metabolism and epigenetic regulations (Sauvage et al., 2017).

Cherry tomato accessions (*S. lycopersicum* var. *cerasiforme*) are intermediate between cultivated and wild species with a moderate genetic diversity (Ranc et al., 2012; Xu et al., 2013; Zhang et al., 2016). The linkage disequilibrium of cherry tomatoes is also intermediate between that of cultivated and wild species (Sauvage et al., 2014; Bauchet et al., 2017a). They could thus be helpful to bridge the gaps between low genetic diversity and high morphological diversity of modern cultivated tomato accessions and wild species which may provide interesting genes but also a strong genetic load. Molecular markers could also link the genetic and morphological diversities together and provide insight into the origin of tomato. By phenotyping 272 genetically and morphologically diverse tomato accessions with the SOLCAP genotyping SNP array, Blanca et al., (2012) revealed that cherry tomato accessions were morphologically and genetically intermediate between modern cultivated tomato accessions (*S. lycopersicum*) and wild accessions (*S. pimpinellifolium*). In addition, cherry and wild tomato accessions inhabited strikingly different ecological and climatic regions and a clear relationship was found between the population structure and a geographic map based on the climatic classification (**Figure 5**).

3.6 Cloned genes/QTL

Tomato is probably one of the crops with the largest number of single mutations used for its breeding (as reviewed by Grandillo and Cammareri, 2018, and Rothan et al., 2019). Before the SNP discovery, due to the limited genetic diversity of domesticated tomato accessions, the populations used for linkage mapping have been generated by crosses between a cultivated and a close wild tomato species (Foolad, 2007; Foolad and Panthee, 2012). Since the development of molecular markers, these segregating populations have become an effective and efficient tool to construct high density genetic linkage maps (Tanksley et al., 1992), allowing the detection of Quantitative Trait Loci (QTLs). By using different linkage populations and multiple molecular markers, including RFLP, SSR and SNPs, hundreds of QTLs have been reported, for different agronomical, morphological, and quality related traits (Grandillo and Tanksley, 1996b; Tanksley et al., 1996; Fulton et al., 1997; Bernacchi et al., 1998; Chen et al., 1999; Grandillo et al., 1999; Fulton et al., 2000; Monforte and Tanksley, 2000; Saliba-Colombani et al., 2001; Causse et al., 2002; Doganlar et al., 2003; van der Knaap and Tanksley, 2003; Fridman et al., 2004; Baldet et al., 2007; Foolad, 2007; Jiménez-Gómez et al., 2007; Cagas et al., 2008; Dal Cin et al., 2009; Sim et al., 2010; Ashrafi et al., 2012; Haggard et al., 2013; Kinkade and Foolad, 2013).

However, among the detected QTLs, only a few have been cloned and functionally validated (Bauchet and Causse, 2012; Rothan et al., 2019). The first gene cloned by positional cloning in tomato was the *Pto* gene, conferring resistance to *Pseudomonas syringae* races, with the assistance of RFLP markers (Martin et al., 1993). Based on the same RFLP map, *Fen*, another member of this gene family, was also soon reported (Martin et al., 1994). From then on, different resistance genes were identified and cloned based on RFLP markers, such as *Cf-2*, a leucine-rich repeat protein conferring resistance to *Cladosopum fulvum* strains (Dixon et al., 1996); *Prf*, another resistance gene to *Pseudomonas syringae* pv. tomato (Pst) strains (Salmeron et al., 1996); *Ve* conferring Verticillium wilt resistance, encoding surface-like receptors (Kawchuk et al., 2001) and others. Some other markers were also developed and applied for resistance gene identification, such as *Ph-3* gene from *S. pimpinellifolium* conferring resistance to *Phytophthora infestans*, which was cloned based on cleaved amplified polymorphic sequences (CAPS) or insert/deletion (InDel) markers (Zhang et al., 2014). Sequence-characterized amplified region (SCAR) markers and cleaved amplified polymorphic sequence (CAPS) markers are also applying to map tomato yellow leaf curl virus resistance gene *Ty-2* (Yang et al., 2014).

Some important genes/QTL involved in developmental processes were also identified and cloned with the assistance of molecular markers. Among them, *fw2.2*, a major QTL controlling tomato fruit weight, was one of the first examples. With the benefits of CAPs markers, a single candidate gene ORFX on chromosome 2 was identified and cloned (Frery et al., 2000), which alters tomato fruit size likely by expression regulation rather than sequence and structure variation of the encoded protein (Nesbitt and Tanksley, 2002). Recently, some other major QTLs were functionally validated, such *fw3.2* (corresponding to a cytochrome P450 gene) (Chakrabarti et al., 2013) and *fw11.2* (corresponding to a cell size regulator) (Mu et al., 2017). Some major QTLs closely related to fruit weight were also reported, such as *OVATE*, a negative regulatory gene causing pear-shaped tomato fruits (Liu et al., 2002); *SUN*, a retrotransposon-mediated gene (Xiao et al., 2008); locule number *fas* (Huang and van der Knaap, 2011) and *lc* (Munos et al., 2011). Other cloned genes related to tomato development are summarized in a recent review paper (Rothan et al., 2019).

Tomato fruits are rich in diverse nutrients and health-promoting compounds, such as sugars, organic acids, amino acids and volatiles (Goff and Klee, 2006; Klee, 2013). However, breed tomatoes with high nutrition and strong flavor still remain a major breeding challenge (Tieman et al., 2012; Klee and

Tieman, 2013; Klee and Tieman, 2018; Zhao et al., 2019). *Lin5*, a major QTL modifying sugar content in tomato fruit, was cloned about 20 year ago (Fridman et al., 2000). In various genetic backgrounds and environments, the wild-species allele increased glucose and fructose contents compared to cultivated allele (Fridman et al., 2000). In addition, this gene shared a similar expression pattern in tomato, potato and Arabidopsis (Fridman and Zamir, 2003). Recently a *SWEET* protein, a plasma membrane-localized glucose efflux transporter, was shown to play a role in the ratio of glucose and fructose accumulation (Shammai et al., 2018). A balanced content of sugars and organic acids is crucial for consumer preference (Tieman et al., 2017). Recently, a major QTL regulating malate content was cloned, corresponding to an *Aluminium Activated Malate Transporter 9 (SI-ALMT9)* (Ye et al., 2017). In a new recent study, it was further found that this QTL was also likely regulating the content of citrate in tomato fruits (Zhao et al., 2019). Though only a few QTLs regulating sugars and organic acids have been functionally validated, this knowledge is important for understanding the regulation mechanisms. Several genes involved in the variation of volatile production were also characterized (Tieman et al., 2006; Tikunov et al., 2013; Klee 2010; Klee and Tieman, 2018).

3.7 New resources for genes/QTL identification

Lin et al., (2014) demonstrated the benefits of whole-genome resequencing of the two extreme bulk populations from an F₂ population of tomato, where many fruit weight QTLs were identified, including *fw2.1*, *fw2.2*, *fw2.3*, *lcn2.1*, *lcn2.2*, *fw9.1*, *fw9.3*, *fw11.1*, *fw11.2* and *fw11.3*. Whole-genome-sequencing of bulked F₂ plants with contrasted phenotypes offers the opportunity to identify the SNPs that are putatively related to the target phenotypes via aligning the sequenced data to the reference genome (Garcia et al., 2016). This approach has been efficient in identifying mutations, especially generated by EMS (Garcia et al., 2016).

However, the genetic diversity of linkage populations is limited to the two parental accessions used for crossing. In order to overcome this limitation, multi-parent advanced generation intercross (MAGIC) populations offer an alternative, which has been generated for different species, such as Arabidopsis (Kover et al., 2009), rice (Bandillo et al., 2013), wheat (Huang et al., 2012; Mackay et al., 2014), faba bean (Sallam and Martsch, 2015), sorghum (Ongom and Ejeta, 2017) and tomato (Pascual et al., 2015). The first tomato MAGIC population was developed by crossing eight resequenced tomato lines and there was no obvious population structure in this population. The linkage map was 87% larger than those derived from biparental populations and some major fruit quality QTLs were identified by using this approach (Pascual et al., 2015). Recently, this MAGIC population was also used for identifying QTLs under water deficit and salinity stresses and many stress-specific QTLs were identified (Diouf et al., 2018).

3.8 Genome-wide association studies

3.8.1 The conditions for applying Genome-wide association studies

Association mapping is used to detect associations between a given phenotype and genetic markers in a population of unrelated accessions. If the genetic markers cover the whole genome, it is referred to genome-wide association studies (GWAS). This technology was first developed in humans. After the demonstration of GWAS power to analyze human diseases (Klein et al., 2005), it was quickly adopted in major crops (Brachi et al., 2011; Luo, 2015; Liu and Yan, 2019). In tomato, the first reported association study was performed to identify the SNPs associated with the fruit weight QTL *fw2.2*. However, the authors did not find any positive associated SNP in a small collection of 39 cherry tomato accessions (Nesbitt and Tanksley, 2002).

In order to efficiently apply GWAS in tomato, linkage disequilibrium (LD) in different tomato types was assessed using different molecular markers. In general, the LD in cultivated tomato accessions was larger than that of wild species, which could be up to about 20 Mbs, while cherry tomatoes ranged in between (Van Berloo et al., 2008; Mazzucato et al., 2008; Sim et al., 2010; Ranc et al., 2012; Xu et al., 2013; Sauvage et al., 2014; Zhang et al., 2016; Bauchet et al., 2017a). These results also indicated that modern tomatoes lost genetic diversity during tomato domestication and breeding. Admixture of cherry tomatoes with modern cultivars and wild species could help reduce the large LD and overcome the low resolution of association mapping of modern tomato cultivars (Ranc et al., 2012). The average high degree of LD is beneficial in terms of the minimum number of molecular markers needed to cover the whole genome. For example, (Xu et al., 2013) performed an association mapping on 188 tomato accessions with 121 polymorphic SNPs and 22 SSRs. They successfully identified 132 significant associations for six quality traits. Before the availability of large SNP number, molecular markers such as SSRs were popular for GWAS. In particular, (Zhang et al., 2016) genotyped 174 tomato accessions including 123 cherry tomato and 51 heirlooms with 182 SSRs and performed GWAS for fruit quality traits. A total of 111 significant associations were identified for 10 traits and many previously identified major QTLs were located in/near regions of the significant associated markers. The authors further extended the phenotypes to volatiles (Zhang et al., 2015), as well as sugars and organic acids (Zhao et al., 2016). Many significant associations were also identified and some of them were consistent with other GWAS focusing on the same traits that were based on genome-wide SNPs (Sauvage et al., 2014; Bauchet et al., 2017b; Tieman et al., 2017; Zhao et al., 2019).

With the availability of the reference tomato genome (The Tomato Genome Consortium, 2012), millions of SNPs became available and allowed the identification of causative polymorphisms. For instance, the causative gene *SIMYB12* conferring pink tomato fruit color was identified in a GWAS using 231 sequenced tomato accessions (Lin et al., 2014). Several mutations were further identified in the protein structure of *SIMYB12* and the authors identified three recessive alleles of this gene useful for pink tomato breeding (Lin et al., 2014).

However, whole-genome-sequencing is still quite expensive, especially at a large population scale, which greatly limits the wide applications. SNP arrays were thus developed to overcome this limit (Hamilton et al., 2012; Sim et al., 2012b). Sauvage et al., (2014) genotyped 163 tomato accessions composed of large-fruit, cherry and wild tomato accessions with the SolCAP array, generating a total of 5995 high quality SNPs. Then they performed GWAS using a multi-locus mixed model (MLMM; (Segura et al., 2012) for 36 metabolites that were highly correlated during two growth periods and identified 44 candidate loci associated for different fruit metabolites (Sauvage et al., 2014). Among the candidate loci, they identified a gene with unknown function on chromosome 6 that was strongly associated with malate content. This association was further identified in different GWAS and meta-analysis of GWAS based on different populations (Bauchet et al., 2017b; Tieman et al., 2017; Ye et al., 2017; Zhao et al., 2019) and was further validated as an *Al-Activated Malate Transporter 9* (*Sl-ALMT9*) (Ye et al., 2017). In a meta-analysis of GWAS based on three populations, it was further found that this gene was also significantly associated with citrate content in tomato fruits, demonstrating its important role in the regulation of organic acids in tomato (Zhao et al., 2019). In fact, the Al-activated malate transporters are a family of plant-specific proteins, which are important for plant root tissue and function (Delhaize et al., 2007).

Bauchet et al., (2017b) genotyped 300 tomato accessions with both the SolCAP and CBSG arrays, generating a total of 11,012 high quality SNPs, which were used for GWAS using both MLMM and multi-trait mixed model (MTMM) (Korte et al., 2012). A total of 79 significant associations were

identified for 13 primary and 19 secondary metabolites in tomato fruits. Among these, two associations involving fruit acidity and phenylpropanoid content were particularly investigated (Bauchet et al., 2017b). The same population was also characterized for agronomic traits and many QTLs were identified, such as *fw2.2* and *fw3.2*. Within this panel, the authors also demonstrated that intermediate accessions shared different haplotype patterns compared to domesticated and wild tomatoes (Bauchet et al., 2017a). GWAS for similar quality traits were also performed in other collections (Ruggieri et al., 2014; Zhang et al., 2016).

With the fast development of whole-genome-sequencing technology and the reduction of cost per genome, it is possible to sequence hundreds of diverse tomato collections. For instance, (Tieman et al., 2017) sequenced 231 new accessions and combined these data with 245 previously sequenced genomes, generating a total of 476 genome sequences. These data were then used for GWAS for diverse flavor-related metabolites, including 27 volatiles, total soluble solids, glucose, fructose, citric acid, and malic acid. A total of 251 significant associations were detected for 20 traits. Two loci were significantly associated with both glucose and fructose, corresponding to two major QTL *Lin5* and *SSC11.1*. By combining with selection analysis, it was further shown that the negative correlation between sugar content and fruit weight was likely caused by the loss of high-sugar alleles during domestication and improvement of ever-larger tomato fruits (Tieman et al., 2017). In addition, some good candidate genes involved in tomato volatile contents were also identified, such as *Solyc09g089580* for guaiacol and methylsalicylate. By combining the three significant associated loci for geranylacetone and 6-methyl-5-hepten-2-one, it was shown that the allelic combinations conferring favorable aromas were progressively lost during domestication and breeding (Tieman et al., 2017).

3.8.2 Meta-analysis

However, with the results of several GWAS in tomato for the same trait, only some significant associations could be identified in different studies, indicating strong cross-study heterogeneity, which refers to the non-random variance in the genetic effects between different GWASs. The main sources of heterogeneity include population structure, linkage disequilibrium, phenotyping measurement methods, environmental factors, genotyping methods, $G \times E$ interactions ... (Evangelou and Ioannidis, 2013). Meta-analysis of GWAS is a new approach to combine different GWAS properly handling the heterogeneity.

(Zhao et al., 2019) reported the meta-analysis of GWAS from three tomato populations (Sauvage et al., 2014; Bauchet et al., 2017b; Tieman et al., 2017). Following genotype imputation, a total of 775 tomato accessions and 2,316,117 SNPs were used in the meta-analysis and a total of 305 significant associations were identified for the contents of sugars, organic acids, amino acids and flavor-related volatiles. By looking at the five loci associated with both fructose and glucose, they showed that sugar contents significantly increased with the number of wild alleles. The authors also demonstrated that domestication and improvement have had an impact on citrate and malate content. In particular, the major QTL *Al-Activated Malate Transporter 9* of malate was also significantly associated with citrate and another malate transporter was identified for citrate content on chromosome 1. This study also identified many new significant associations for flavor-related volatiles. By targeting six significant associations, it was further demonstrated that modern tomato accessions had a limited flavor due to a lower content of pleasant volatiles but also a higher content of unpleasant volatiles compared to cherry tomatoes (Zhao et al., 2019).

3.9. Genetic dissection of abiotic stress tolerance

3.9.1 Genetic control of G x E interaction

In section 2.3.2 above, the impact of different abiotic stresses on tomato was described. Nevertheless a large diversity of response has been shown notably between the wild species and the cultivated one, but also across cultivated accessions. Several studies were conducted to understand the genetic mechanisms leading to such variation in tomato response to environmental stresses. Elucidating the genetic determinants of tomato response to abiotic stress was possible thanks to the high genetic diversity present in the *S. lycopersicum* clade.

A large panel of genetic resources is available for the tomato community, including both cultivated and wild species (section 3.1). Screening the genetic diversity in both compartments brought to light high loss of diversity within the cultivated group (Lin *et al.* 2014) due to extensive directional selection towards agronomic performance traits. However, substantial diversity for environmental response genes remains in the cultivated group that could be attributed to local adaptations during the diversification for both climatic conditions and growth conditions. This is identified by the presence of substantial genotype-by-environment (GxE) interactions, as observed in different intraspecific experimental tomato populations (Villalta *et al.* 2007; Mazzucato *et al.* 2008; Albert *et al.* 2016a; Diouf *et al.* 2018).

Besides, wild species constitute a reservoir of specific genes related to abiotic stress tolerance, derived from adaptation to their growing and typically harmful local habitats. For example the two wild relative species *S. habrochaites* and *S. pennellii* are more tolerant to chilling stress (Bloom *et al.* 2004) and to drought and salinity stress conditions (Bolger *et al.* 2014), compared to cultivated species. The presence of tolerance genes in the wild species and the genetic diversity of stress response genes in cultivated clade give clues to achieve considerable progress in tomato breeding for climate-smart cultivars.

Several studies investigated the genetic nature of tomato response to abiotic stresses since a high density genetic map was made available. Grandillo *et al.* (2013) and Grandillo and Cammareri (2016) reported a summary of the QTLs that were identified under different abiotic stress conditions. The **table 4** summarizes abiotic stress QTL identified during the last decade only. These QTLs were mapped in different population types and with different mapping methods covering the wide range of mapping strategies available in plant genetics. These studies highlighted several phenotypic traits that were defined to assess tomato response to abiotic factors due to the complexity of stress response mechanisms. For example, Kazmi *et al.* (2012) used seed quality traits to identify QTLs associated with tomato germination capacity under WD, CS, SS and HT stress. They identified no less than 90 seed-quality QTLs under stress conditions. Physiological parameters under WD and nitrogen-deficiency conditions were mapped in sub-NILs (Arms *et al.* 2016) and 130 F10 RILs (Asins *et al.* 2017) populations, respectively. Metabolite variation in tomato seeds under SS was studied by Rosental *et al.* (2016) and several QTLs were identified in 72 ILs derived from the introgression of chromosome fragments of *S. pennellii* LA716 into the domesticated tomato cultivar M82. A recent study used gene expression data under WD and control conditions and identified some WD interactive eQTLs (Albert *et al.* 2018). This approach permitted the distinction between *cis* and *trans* regulatory eQTL clarifying the patterns of expression regulation in tomato under WD leading to genotype-by-environment interaction. Combining expression data with QTL analysis thus helped to identify candidate stress-response genes and could be useful for the optimal choice of genetic markers to conduct MAS for stress adaptation.

However, the majority of the studies used agronomic traits instead of physiological parameters or metabolic traits to evaluate the impact of abiotic stress. This has led to the definition of different

stress index according to breeding objectives (Table 4); thus QTL identified for such stress index could be directly used in breeding programs.

Until now, most QTL studies on tomato were conducted on single stress evaluation, achieving a better characterization of genetic loci involved in tomato response to a given abiotic stress. Further studies should target genomic regions that interfere in response to stress combinations. Few examples of such studies are available in plants (Davila Olivas *et al.* 2017).

Genotype-by-environment (GxE) interaction usually occurs in cultivated crops exposed to abiotic stresses. Two strategies are commonly adopted by breeders to deal with GxE: (i) developing some elite cultivars for specific targeted environment or (ii) breeding stable cultivars for a wide range of environmental conditions. The first strategy will allow to reach high yield in predictable environments (likely controlled environments) while the second strategy will be more efficient for reducing at an optimized level, the yield decrease in unpredictable environments. This has led plant geneticists into the question of genetic control of phenotypic plasticity related to GxE phenomenon. Some studies addressed this question in major crop species and identified different plasticity QTLs. Kusmec *et al.* (2017) for example suggested that in maize, genes controlling plasticity for different environments are in majority distinct from genes controlling mean trait variation, assuming a possible co-selection for stability and yield performance concurrently. In tomato, plasticity QTLs were also identified in intraspecific populations under WD and SS conditions (Albert *et al.* 2016a; Diouf *et al.* 2018). Extending the environmental range to different stress conditions could be a way to reliably identify multi-stress response genes that would be useful in the task of breeding climate-smart tomato.

3.9.2 Grafting as a defense against stresses

For many plant species specially vegetables and fruit trees, grafting has been considered as a solution to manage soil-borne disease and to improve crop response to a variety of abiotic stresses (King *et al.* 2010). For stress induced by extreme soil conditions, grafting elite cultivars onto genetic resistant rootstocks is an attractive alternative to introgression from wild resources due to the side effects of linkage drag and the polygenic nature of abiotic stress tolerance. However, grafting requires paying specific attention to the scion x rootstock combination in order to achieve better performance. In tomato interactions between the scion and the rootstock were detected in different grafting operations with alteration in fruit quality components, plant vigor, plant hormonal status and final yield (Kyriacou *et al.* 2017). This highlights the necessity to test different combinations of scion-rootstocks in one hand, and in the other hand to have a better understanding of how grafting impact the targeted breeding traits for efficient utilization of rootstocks under stressful environments.

Different tomato rootstock populations were developed and characterized accordingly. This involves populations generated from interspecific crosses between a cherry tomato accession and two wild relatives from *S. pimpinellifolium* and *S. cheesmaniae* (Estañ *et al.* 2009). These populations were studied under salinity (Albacete *et al.* 2009; Asins *et al.* 2010, 2015; Asins *et al.* 2013) and N-deficiency stress conditions (Asins *et al.* 2017). They revealed that grafting could induce variation in leaf hormonal content and ion concentrations correlated to vegetative growth and yield under salinity. The effect mediated by rootstock under salinity has a polygenic nature and is controlled by different QTLs among which one, located on chromosome 7, was related to two HTK candidate genes, involved in ion transport and cell homeostasis regulation. However, while grafting under salinity present a promising approach to maintain or increase tomato yield, some drawbacks were recorded concerning higher incidence of BER and delayed fruit ripening.

The hormonal status changes induced by rootstock was also shown as being potentially exploitable to increase tomato WUE (Cantero-Navarro et al. 2016). More generally, Nawaz et al. (2016) reviewed the effect of grafting on ion accumulation within horticultural crops highlighting the need for deeper characterization of rootstock x scion x environment interaction both at phenotype and genetic levels for effective utilization of grafting as a technique to manage extreme soil conditions for crops.

Beside of the direct use of genetic control of pests and pathogens, grafting susceptible cultivars onto selected vigorous rootstocks may counteract soilborne biotic stresses as well as abiotic stresses. Grafting was also proposed for improving virus resistance by enhancing RNA-silencing (Spano et al. 2015). A great challenge is consequently to breed for rootstocks that can withstand combined biotic and abiotic stresses.

3.10 Omic approaches

3.10.1 Metabolome analyses

Metabolomics has an important role to play in characterization of natural diversity in tomato (Schauer et al., 2005; Fernie et al., 2011). Metabolome analysis can be done in a targeted way to better characterize known metabolites (Tieman et al., 2006) or untargeted manner to identify new metabolites (Tikunov, 2005). As well, it can boost the biochemical understanding of fruit content and be an enhancer for quality breeding (Fernie and Schauer, 2009; Allwood et al., 2011). Metabolome analyses were used to analyse fruit composition at a high-throughput level. Metabolite QTL (mQTL) have been identified for non-volatiles metabolites like sugars, pigments or volatiles compounds (Bovy et al., 2007; Klee 2010; 2013; Klee and Tieman, 2018). This was done on several interspecific populations, notably on *S. pennelli* (Alseek et al., 2015, 2017) and *S. chmielewskii* (Do et al., 2010; Ballester et al., 2016) introgression lines and intraspecific crosses (Saliba-Colombani et al., 2001; Causse et al., 2002; Zanor et al., 2009). The interaction between tomato plant and thrips was also studied by metabolome profiling (Mirnezhad et al., 2010).

3.10.2 Transcriptome analyses for eQTL mapping

Several studies analysed the transcriptome changes along fruit development (Patison et al. 2015; Giovanonni et al., 2017; Shinozaki et al., 2018) revealing key changes in gene expression during the different stages. Analysis of the genetic control of such variations in segregating populations was also performed (Ranjan et al., 2016; Coneva et al., 2017). Characterizing the natural diversity of gene expression across environments is also an important step in understanding genotype-by-environment interactions. Albert et al. (2018) identified some eQTL in response to water stress and showed the large differences between the transcriptome of leaf and fruit under well irrigated and water stress conditions. The authors also studied allele-specific expression (ASE) in the F1 hybrid to reveal genes deviating from the 1/1 allele ratio expected and showed a large range of genes whose variation exhibited significant ASE-by-watering regime interaction, among which ~80% presented a response to water deficit mediated through a majority of trans-acting.

3.10.3 Multi-omic approach

Combining metabolome and transcriptome may give clues about the genetic control of fruit composition as underlined by Prudent et al. (2011). Zhu et al., (2018) performed a multi-omic study by integrating data of the genomes, transcriptomes and metabolomes. Up to 3,526 significant associations were identified for 514 metabolites and 351 of them were associated with unknown metabolites. Correlation analysis between genomes and transcriptomes identified a total of 2,566 cis-eQTL and 93,587 trans-eQTL. Rigorous multiple correction tests between transcriptomes and

metabolomes identified 232,934 expression-metabolite correlations involving 820 chemicals and 9,150 genes. By integrating these three groups, a total of 13,361 triple relationships (metabolite-SNP-gene) were further identified, including 371 metabolites, 970 SNPs, and 535 genes. Selection analysis discovered 168 domestication sweeps and 151 improvement sweeps, representing 7.85% and 8.19% of the tomato genome, respectively. A total of 4,095 and 4,547 genes were located within the identified domestication and improvement sweeps. In addition, a total of 46 steroidal glycoalkaloids were identified and five significant associations were located within domestication or improvement sweeps. They also showed that the introgression of resistance genes also introduced significant differences in some metabolites.

3.10.4 miRNA and epigenetic modifications

Epigenome is the complete set of epigenetic marks at every genomic position in a given cell at a given time (Taudt et al., 2016). These marks fall into six categories, including DNA modifications, histone modifications, chromatin variants, nucleosome occupancy, RNA modifications, non-coding RNAs, chromatin domains and interactions (Stricker et al., 2017). Technological advances nowadays make it possible to achieve high-resolution measurements of epigenome variation at a genome-wide scale and great achievements have been made in human, rat, yeast, maize, tomato, Arabidopsis and soybeans (Taudt et al., 2016; Giovannoni et al., 2017).

Most of epigenome studies in tomato focused on the molecular regulations of fruit ripening and development (Gallusci et al., 2016; Giovannoni et al., 2017). Among these, histone post-translational modifications play an important role, which include phosphorylation, methylation, acetylation and mono-ubiquitination of lysine residues (Berr et al., 2011). In Arabidopsis, histone post translational modifications are involved in many aspects of plant development and stress adaptation (Ahmad et al., 2010; Mirouze and Paszkowski, 2011). In tomato, at least nine DNA methyltransferases and four DNA demethylases have been identified (Gallusci et al., 2016). Expression patterns of different histone modifiers in some fresh fruits have also been identified, such as histone deacetylases, histone acetyltransferase, and histone methyltransferases (Gallusci et al., 2016). Repression of tomato Polycomb repressive complex 2 (PRC2) components *SIEZ1* altered flower and fruit morphology (How Kit et al., 2010) and *SIEZ2* altered fruit morphology, such as texture, color and storability (Boureau et al., 2016). These results demonstrated that epigenetic regulations are important for many biological processes.

Very few phenotypes have been associated to epi-mutations. Manning et al., (2006) identified a naturally occurring methylation epigenetic mutation in the SBP-box promoter residing at the colorless non-ripening (*Cnr*) locus, a major component in the regulatory network controlling tomato fruit ripening (Eriksson et al., 2004). Quadrana *et al.* (2014) identified an epi-mutation responsible of the variation in vitamin E in the fruit. In order to determine whether the process of tomato fruit ripening involves epigenetic remodeling, Zhong et al., (2013) found that tomato ripen prematurely under methyltransferase inhibitor 5-azacytidine. Up to 52,095 differentially methylated regions were identified, representing 1% of the tomato genome. In particular, demethylation regions were identified in the promoter regions of numerous ripening genes. In addition, the epigenome status was not static during tomato fruit ripening (Zhong et al., 2013). Shinozaki et al., (2018) performed a high-resolution spatio-temporal transcriptome mapping during tomato fruit development and ripening. Some tissue-specific ripening-associated genes were identified, such as *SIDML2*. Together with other analyses, these results indicate that spatio-temporal methylations play an important role during tomato fruit development and ripening (Shinozaki et al., 2018).

Lü et al., (2018) investigated the functional elements of seven climacteric fruit species (apple, banana, melon, papaya, peach, pear and tomato) and four non-climacteric fleshy fruit species (cucumber, grape, strawberry and watermelon). By analyzing 361 transcriptome, 71 accessible chromatin, 147 histone and 45 DNA methylation profiles from the fruit ENCODE data, three types of transcriptional feedback circuits were identified controlling ethylene-dependent fruit ripening (Lü et al., 2018). In particular, H3K27me₃, associated with silencing of the flowering regulator FLOWERING LOCUS C and floral homeotic gene AGAMOUS (He, 2012), played a conserved role in dry and ethylene-independent fruits by restricting ripening genes and their orthologs.

MicroRNA (miRNAs) is another type of epigenetic regulation. miRNAs are a class of 20- to 24-nucleotide noncoding endogenous small RNAs that are important in transcriptional or post-transcriptional regulation by transcript cleavage and translation repression (Chen, 2005; Chen, 2009; Rogers and Chen, 2013; Sanei and Chen, 2015). miRNAs are encoded by miRNA genes, which contain the TATA-box motif and transcription factor binding motifs, and are regulated by general and specific transcription factors (Xie et al., 2005; Megraw et al., 2006; Rogers and Chen, 2013; Yu et al., 2017). miRNAs play an important role in many biological processes, including physiological, developmental, defense and environmental changes both in humans (Calin and Croce, 2006; Mendell and Olson, 2012; Cui et al., 2017b; Hill and Tran, 2018), animals (Ambros, 2004; Rajewsky, 2006; Grimson et al., 2008) and plants (Rogers and Chen, 2013; Won et al., 2014; Sanei and Chen, 2015; Cui et al., 2017a; You et al., 2017; Yu et al., 2017). Some regulatory mechanisms of the core components of the dicing complex, such as DICER-LIKE1 (DCL1) and HYPONASTIC LEAVES1 (HYL1) have been uncovered (Manavella et al., 2012; Cho et al., 2014; Zhang et al., 2017). Proteins promoting pre-miRNA processing and reducing miRNA levels have also been identified, such as CAP-BINDING PROTEIN 80 (CBP80), CAP-BINDING PROTEIN 20 (CBP20), STABILIZED1 (STA1) and others (Gonatopoulos-Pournatzis and Cowling, 2015; Yu et al., 2017). Some proteins could reduce the accumulation of both mature pre-miRNA and mature miRNA, such as CDC5, NOT2, Elongator, and DDL (Yu et al., 2008; Wang et al., 2013; Zhang et al., 2013; Fang et al., 2015). Though many processes involved in miRNA biogenesis, degradation and activity have been discovered, our knowledge regarding the subcellular locations of these processes is still largely unknown (Yu et al., 2017).

During the tomato genome sequencing, a total of 96 conserved miRNA genes were predicted. Among them, 34 miRNA have been identified and 10 are highly conserved in both tomato and potato (The Tomato Genome Consortium, 2012). Several studies focused on the characterizations of miRNAs in tomato during fruit development (Moxon et al., 2008; Zuo et al., 2012; Gao et al., 2015). The dominant sRNAs were 21- to 24-nt sRNAs (Mohorianu et al., 2011; Zuo et al., 2012; Gao et al., 2015). Many ripening-associated gene transcription factors were regulated by certain miRNA families, such as miR156/157, miR159, miR160/167, miR164, miR171 and miR172 families (Moxon et al., 2008; Karlova et al., 2013; Zuo et al., 2013). miRNA precursor genes are also regulated by many transacting factors (Rogers and Chen, 2013). Ethylene might be involved in the regulation of miRNA and also their corresponding precursor genes, such as TAS3-mRNA, miR156, miR159, miR160, miR164, miR171, miR172, miR390, miR396, miR4376 and miR5301 (Gao et al., 2015). RIN (ripening inhibitor) regulates tomato fruit ripening-related genes through of the post-transcriptional regulations of related genes via miRNA and ethylene. In addition, the ethylene can also regulate miRNA by modulating the abundance of mRNA (Gao et al., 2015). miRNAs specifically induced in response to biotic or abiotic stresses have also been identified and could be interesting targets for tomato adaptation (Jin et al., 2012; Cao et al., 2014; Liu et al., 2018; Sarkar et al., 2017; Shi et al., 2019). Though epigenome regulation is important during fresh fruit development and ripening, additional

investigations about epigenome dynamics during fruit maturation and ripening or under environmental stresses are still needed (Giovannoni et al., 2017).

3.11 Databases

Databases are essential to access the wide range of data produced and shared on tomato. Tomato community has benefited for years of the will to gather genetic and later genomic data into one single free access database, known as Solanaceae Genome Network, as the resource concern several Solanaceae species. Since the first RFLP genetic map, the database hosts information about markers, genes and QTL and now a genome browser where several genomes and SNP can be found. Several other databases can be useful to tomato geneticists. They describe genetic resources and mutant collections or information about gene expression (Table 5).

4 Breeding for smart tomato

4.1 Traditional breeding

Tomato is a self-pollinated crop. The first varieties were landraces and the intensive breeding started in the 1930s in the USA. As a self-pollinated crop, for years tomato has been bred through a combination of pedigree and backcross selection. Very early, introgressions from wild species were proposed to introduce disease resistances but also to improve fruit firmness and other fruit quality traits (Bai and Lindhout 2007). Recurrent selection (successive rounds of selection and intercrossing of the best individuals) also proved efficient to simultaneously increase fruit sugar content and fruit size and break the negative relationship between both traits (Causse et al., 2007).

Although tomato exhibits a low heterosis for yield, F1 hybrid varieties progressively replaced the pure lines since the 1970s. This was first shown to be interesting for fruit shape and size homogeneity and then for combining several dominant resistance genes. Today F1 hybrids combine 6 to 8 disease resistance genes. For the production of F1 seeds, a set of nuclear recessive male sterility genes have been described, but are not used for a commercial purpose. The use of a functional male sterility gene, controlled by the positional sterile mutation (*ps2*) whose anthers do not naturally open, has been proposed (Atanassova, 1999). Nevertheless, due to the difficulty of carrying sterility genes along the selection schemes and to the rapid turnover of tomato cultivars, F1 hybrids are more frequently produced by hand pollination, in countries with low labor cost.

4.2 Marker-Assisted Selection

Many important loci have been mapped and tagged with molecular markers. Marker-Assisted Selection (MAS) allows breeders to follow genomic regions involved in the expression of traits of interest. The efficiency and complexity of MAS depend on the genetic nature of the trait (monogenic or polygenic). For monogenic traits, marker-assisted backcross (MABC) is the most straightforward strategy, whereas for polygenic traits various strategies are available.

4.2.1. Marker-Assisted Backcross for monogenic traits

The principle of MABC for a single gene is simple. First, molecular markers tightly linked to the target gene are identified, allowing the efficient detection of the presence of the introgressed gene ("foreground selection"). Other markers may be also used in order to accelerate the return to the recipient parent genotype at other loci ("background selection"). Background selection is based not only on markers located on the chromosomes carrying the gene to introgress (carrier chromosome), but also on other chromosomes. Markers devoted to background selection on a carrier chromosome

allow the identification of individuals for which recombination events took place on one or both sides of the gene, in order to reduce the length of the donor type segment of genome dragged along with the gene (Young and Tanksley, 1989). In three generations of MABC, isogenicity is higher than that obtained by classical methods. By comparison, traditional approach would require approximately two more generations to obtain such an isogenicity (Hospital et al., 1992). Many important genes have been mapped or even cloned and specific markers for favorable alleles developed (Rothan et al., 2019 for a recent review). Today, tomato breeders use molecular markers for the introgression of several monogenic traits such as disease resistances or fruit specific traits. The reduction of the cost of genotyping allows today the screening of a large number of plants to accelerate the selection process.

4.2.2. Marker-assisted selection for QTLs

Traits showing a quantitative variation are usually controlled by several QTLs, each with different individual effect. Due to the genetic complexity of such traits, several QTLs with limited effects must be simultaneously manipulated. Depending on their number, the nature and range of their effect, the origin of favorable alleles, different MAS strategies were proposed.

As for monogenic traits, MABC is the most effective strategy when a small number of QTLs, coming all from the same parent, must be transferred into an elite line. Hospital and Charcosset (1997) determined the optimal number and positions of the markers needed to control the QTLs during the foreground selection step and the maximum possible number of QTLs that could be simultaneously monitored with realistic population sizes (a few hundred individuals). In average, using at least three markers per QTL allows a good control over several generations, providing a low risk to have the donor type alleles at the markers without having the desired genotype at the QTL. However, as the minimum number of individuals that should be genotyped at each generation depends on (i) the confidence interval length, (ii) the number of markers and (iii) the number of QTLs, it seems illusive to transfer more than four or five QTLs with this simultaneous design unless a very large population can be considered, or the precision of the QTL location is very high.

After the identification of QTL for fruit quality traits (Saliba-Colombani et al., 2001; Causse et al., 2001), several clusters of QTLs were identified. As most of the favorable alleles for quality improvement came from the cherry tomato parental line, a MABC scheme has then been set up in order to transfer the five regions of the cherry tomato genome with the largest effects on fruit quality into three recurrent lines (Lecomte et al., 2004b). The population size allowed a successful transfer of the five segments into each recurrent line, and the MAS scheme allowed reducing the proportion of donor genome on the non-carrier chromosomes under the level expected without selection. Plants carrying from one to five QTLs were selected in order to study their individual or combined effects. Most of the QTLs were recovered in lines carrying one introgression region and new QTLs were detected (Causse et al., 2007). Introgressed lines had improved fruit quality, in comparison to parental lines, promising a potential improvement. Nevertheless fruit weight in these genotypes was always lower than expected due to the effect of unexpected QTLs, whose effect was masked in the RIL population, suggesting that negative alleles at fruit weight QTLs were not initially detected.

4.2.3 Advanced backcross for the simultaneous discovery and transfer of new alleles

The advanced backcross QTL analysis is another strategy tailored for the simultaneous discovery and transfer of valuable QTL alleles from unadapted donor lines into established elite inbred lines (Tanksley and Nelson, 1996). The QTL analysis is delayed until an advanced generation (BC₃ or BC₄),

while negative selection is performed to reduce the frequency of deleterious donor alleles during the preliminary steps. The use of BC₃ / BC₄ populations reduces linkage drag by reducing the size of introgressed fragments, limits epistatic effects and decreases the amount of time later needed to develop near isogenic lines carrying the QTL (Fulton et al., 1997). Tanksley and colleagues have applied this strategy for screening positive alleles in 5 wild species, *S. pimpinellifolium* (Tanksley et al., 1996), *S. habrochaites* (Bernacchi et al., 1998a), *S. peruvianum* (Fulton et al., 1997), *S. pennellii* (Eshed et al., 1996) et *S. parviflorum* (Fulton et al., 2000). They identified a number of important transgressions potentially useful for processing tomato and demonstrated that beneficial alleles could be identified in unadapted germplasm and simultaneously transferred into elite cultivars, thus exploiting the hidden value of exotic germplasm (Bernacchi et al., 1998b, Tanksley and Nelson, 1996).

4.2.4 Pyramidal design

When the number of QTLs to introgress becomes important, Hospital and Charcosset (1997) proposed to use a pyramidal design. QTLs are first monitored one by one by MABC, to benefit from higher background selection intensity, and then the selected individuals are intercrossed, to cumulate favorable alleles at the QTLs in the same genotype. When favorable alleles come from different sources, van Berloo and Stam (1998) proposed an index method to select among recombinant inbred lines those to be crossed, to obtain a single genotype containing as many favorable quantitative trait alleles as possible. Plants showing the optimal index are crossed together. This strategy was shown efficient to obtain transgression in offspring populations of *Arabidopsis* (van Berloo and Stam, 1999).

The benefit of MAS for QTL pyramiding was shown but limited by the number of QTL easily managed (Lecomte et al., 2004b; Gur and Zamir 2015; Sacco *et al.* 2013). This can be overcome by fine mapping experiment and/or validating the QTL effect in other backgrounds (Lecomte et al., 2004a). Today SNP availability and genomic selection open new ways to marker-assisted selection for quantitative traits.

4.2.5 Breeding for resistance to pests and pathogens

Despite decades of conventional breeding and phenotypic selection, there are still a large number of pests and pathogens that make tomato production challenging in various parts of the world. It is why the most prominent issue of tomato breeding remains pest and pathogen resistance. Current advances in tomato genetics and genomics can be combined with conventional plant breeding methods to introgress resistance loci or genes and expedite the breeding process.

Phenotypic (*e.g.* sensitivity to the Fenthion insecticide linked to resistance to *Pseudomonas syringae* pv. *Tomato* (Laterrot and Moretti 1989)), enzymatic (*e.g.* Aps-1¹ linked to root knot nematode resistance (Aarts et al. 1991; Messeguer et al. 1991)) and DNA markers tightly linked to resistance loci have long been used for MAS to incorporate resistance loci in new tomato cultivars. MAS is valuable for increasing the efficiency of selection, particularly when it is difficult to perform disease resistance assay, for instance with quarantine pathogens requiring controlled experimental infrastructures, and when disease resistance is controlled by recessive genes, or when genes display a weak penetrance or are strongly influenced by environment. Markers help to carry on a more efficient and precise introgression of the targeted loci, reducing the negative effects of linkage drag. MAS has also permitted to pyramid several resistance loci with other desirable traits. Because most of resistance genes are clustered on the tomato genome, introgression of resistance traits by phenotyping selection or by using MAS with markers at both sides of the major resistance gene permitted to introgress a kind of cassettes of resistance alleles when they are in coupling linkage and

to create multi-resistant cultivars. For instance, most of *Tm-2²* tomato cultivars hitchhiked the *Frl* gene responsible for the Fusarium crown and root rot resistance caused by FORL (Foolad and Panthee 2012). Inversely, when resistance alleles are linked in repulsion phase, breeding selection may be hindered by the difficulty to select for homozygous coupling-phase recombinant lines, as illustrated for the association of *Sw-5* and *Ph-3* (Robbins et al. 2010). Thanks to MAS, the rate of improvement has been significantly enhanced in tomato even if many challenges remain.

Nowadays, DNA markers have been made available for about 30 genes controlling single gene inherited resistance traits important for tomato breeding (<https://solgenomics.net/>; Foolad and Panthee 2012). DNA markers for complex inherited resistance traits are much less abundant and they have rarely been used. MAS is thus routinely employed for selecting major effect resistance genes (*I*, *I-2*, and more recently *I-3*, *Ve*, *Mi-1.1/Mi1.2*, *Asc*, *Sm*, *Pto*, *Tm-2²*, *Sw-5*) and many commercial cultivars now are resistant to *Fusarium oxysporum f. sp. lycopersici*, *Verticillium dahlia*, *Meloigogyne incognita*, *Alternaria alternata f.sp. lycopersici*, *Stemphyllium*, *Pseudomonas syringae pv. tomato*, ToMV and TSWV. Also markers for *Rx-3* and *Rx-4*, and for *Ty-1*, *Ty-2*, *Ty-3*, *Ty-4* are more and more used to deliver resistant cultivars to *Xanthomonas spp.* and TYLCV.

Although markers have been identified for many disease resistance in tomato, not all of them are useful because of absence of polymorphism within breeding populations that are often based on intraspecific crosses or because markers are too far from genes or QTLs of interest permitting unwanted crossing-overs. However, advances in next generation sequencing make possible to identify linked SNPs from which new PCR-based markers can be developed for trait association within breeding populations. The whole plant genome technologies greatly help to identify useful markers linked to resistance traits within the wild germplasm by eco-tilling, allele mining, or GWAS. Tomato breeders are thus now able to select the best combinations of genotypes to inter-cross in order to associate favorable traits and design elite ideotypes.

4.3 Genomic selection

Many traits are controlled by a large number of QTL with low effect. Both linkage mapping and GWAS have limitations in identifying and quantifying small effect and also rare QTLs or associations that are highly susceptible to environmental conditions (Crossa et al., 2017). In contrast, genomic selection (GS), which has been proposed for about two decades (Meuwissen et al., 2001; Crossa et al., 2017) uses all the genetic information from markers spread over the whole genome, such as SNPs and phenotypic data, in a training population, to predict the genetic estimated breeding values (GEBVs) of unphenotyped individuals in a test population. The main advantages of GS include cost reduction and time saving compared to phenotype-based selection (Crossa et al., 2017).

Several factors influence the accuracy of genomic prediction (GP), including the size, structure and genetic diversity of the training population, trait heritability, the number and distribution of molecular markers, linkage disequilibrium, prediction method and number of QTLs (Isidro et al., 2015; Spindel et al., 2015; Duangjit et al., 2016; Kooke et al., 2016; Yamamoto et al., 2016; Boison et al., 2017; Crossa et al., 2017; Minamikawa et al., 2017; Müller et al., 2017; Yamamoto et al., 2017; Crain et al., 2018; Edwards et al., 2019; Mangin et al., 2019; Sun et al., 2019). In order to improve the prediction accuracy, complex GS models were developed in order to handle different factors, such as the multi-trait and multi-environment G × E interactions (Montesinos-López et al., 2016; Fernandes et al., 2018). To date, many models for GS are available and the prediction accuracy vary according to traits and conditions (Heslot et al., 2012; Jonas and de Koning, 2013; Yamamoto et al., 2016; Yamamoto et al., 2017).

The first GS test in tomato was focused on a simulation-based breeding design and phenotypic prediction, where a theoretical method was proposed to apply GS to actual breeding schemes of simultaneous improvement of yield and flavor (Yamamoto et al., 2016). Briefly, 96 big-fruited tomato varieties were selected and 20 agronomic traits were measured, which can be divided into four categories, including yield, quality, physiological disorder of fruit and others, with the broad-sense heritability ranging from 0.10 to 1.00. Seven GP models were compared, including five linear methods, Ridge regression (RR) (Endelman, 2011), Bayesian Lasso (BL) (Park and Casella, 2008), extended Bayesian Lasso (EBL) (Mutshinda and Sillanpää, 2010), weighted Bayesian shrinkage regression (wBSR) (Hayashi and Iwata, 2010), and Bayes C (Habier et al., 2011), and two nonlinear methods, reproducing kernel Hilbert space regression (RKHS) (Gianola and Kaam, 2008) and random forest (RF) (Breiman, 2001). The highest prediction accuracy for different traits varied and the accuracy of Bayes C was highest for up to eight traits, ranking the best among all models. Some individuals with high GEBV of total fruit weight and soluble solid contents were selected as parents to simulate later generations. Simulations demonstrated that after five generations, the simulated GEBVs were comparable with parental varieties. Breeding selections of target traits could also have impacts on some non-target traits. In particular, simultaneous selection for yield and flavor resulted in morphological changes, such as the increase in plant height. These results demonstrated the benefits of simulations for real breeding design.

Yamamoto et al., (2017) then used big-fruited F1 population to construct the GS models to assess its potential for the improvement of total fruit weight and soluble solid content in a practical experiment. By testing six GS models and 10-fold cross-validation, the prediction accuracy for soluble solid content was higher than for total fruit weight. GBLUP and BL had significantly higher predictability compared to other models for soluble solid content. In contrast, RKHS and RF had significantly higher predictability compared to other linear models for total fruit weight. The authors further developed four progeny populations to predict trait segregations and demonstrated that all individuals in the four progeny populations were genetically distinct from each other but intermediate between their parental varieties. However, the genetic diversity within each population was much lower compared to the training population.

Duangjit et al., (2016) investigated the impacts of some key factors on the efficiency of GP, including the size of training population, the number and density of SNPs and individual relatedness. Based on the analysis of 163 tomato accessions, the optimal size of the training population was 122. The prediction accuracy also increased with the increase of marker density and number, but weakly. Individual relatedness also influenced the prediction accuracy, and predictions were better in closer individual relatedness. However, there are some limitations in this study: 1) it only tested the ridge regression best linear unbiased prediction (rrBLUP) statistical model (Endelman, 2011); 2) the number of SNPs was relatively small and the genomic coverage in certain genomic regions was quite limited (Zhao et al., 2019); 3) Population structure existed and the number of wild accessions was quite small compared to cherry and large-fruited tomato accessions.

Most of the GS models rely on marker-based information and are unable to exploit local epistatic interactions among markers. Molecular markers can also be combined into haplotypes by combining linkage disequilibrium and linkage analysis to improve prediction accuracy (Clark, 2004; Calus et al., 2008; Jiang et al., 2018), which has been recently shown especially in animals (Calus et al., 2008; Cuyabano et al., 2014; Cuyabano et al., 2015a; Cuyabano et al., 2015b; Hess et al., 2017; Karimi et al., 2018). Haplotype-based genome-wide prediction models make it possible to exploit local epistatic effects inside haplotype blocks (Wang et al., 2012; de Los Campos et al., 2013; He et

al., 2016; Jiang et al., 2018). The benefits of haplotype-based GS remain to be investigated in major crops (Jiang et al., 2018).

Genomic selection should permit to breed for a combination of traits related to qualitative resistance to biotic stresses as well as quantitative resistance and tolerance to biotic and abiotic stress combinations in considering also the genetic architecture of yield and fruit quality related traits. Both foreground and background selection should promote a sustained performance under diverse changing environments. Until now, disease quantitative resistance does not seem to be actively pursued by breeders because the complex polygenic control has generally hampered a wide deployment of QTL introgression. The development of post-genomics should help to foster tomato breeding for multiple polygenic traits including multi-resistance to pests and pathogens.

5 Designing ideotypes by ecophysiological modelling

Until the 1970s, genetic advances have favored the creation of high-yielding varieties adapted to mechanized and high-input production systems. Since the 90s, the context of global change instigates to renew the breeding goals by taking into account multiple environmental, economic and social issues. These multidisciplinary and integrative approaches have combined genetics and ecophysiology or agronomy skills, taking into account the mechanisms linking phenotypes to genotypes, and their modulation by the environment (essentially defined by soil, climate and pests) and cultural practices. Such approaches have allowed for a meaningful assessment of genotype-environment interactions and plant performances in terms of yield, quality and environmental impact in current production contexts. They have also made it possible to combine genetic information (available through the emergence of genetic and genomic tools) with phenotypic traits that determine variables of agronomic interest. In this context, the notion of ideotype has progressively developed to design plants able to perform in a given production context and finally to define breeding targets. To this end, process-based predictive models have proven their efficiency to unravel the mechanisms behind genetic variability of complex traits (Reymond et al., 2003; Tardieu, 2003, Yin et al., 2010; Quilot et al., 2005; Struik *et al.* 2005), to analyze Genotype x Environment x Management (GxExM) interactions (Génard *et al.* 2007; Bertin *et al.* 2010; Martre *et al.* 2011), or to design new ideotypes adapted to specific environments (Kropff *et al.* 1995; Quilot *et al.* 2016; Martre *et al.* 2015; Génard *et al.* 2016).

5.1 What is an ideotype?

The ideotype concept, first proposed for wheat and then extended to several domesticated crops, is 'a theoretical biological model which is expected to perform or behave in a predictable manner within a defined environment' (Donald, 1968). Martre *et al.* (2015) extended the ideotype definition, to 'the combination of morphological and physiological traits (or their genetic bases) conferring to a crop a satisfying adaptation to a particular biophysical environment, crop management, and end use'.

Application for breeding may be straightforward for monogenic traits such as some biotic stress resistance. For instance, Zsögöna *et al.* (2017) proposed to take advantage of genome editing techniques in order to tailor such monogenic traits in cultivated cultivars or, on the opposite, to manipulate yield-related traits in wild relatives harboring polygenic stress resistance. Things are more complicated in case of traits with polygenic basis, for which geneticist has to face major issues. One of them is the complexity of some selection targets, such as yield, quality, nitrogen use-efficiency or adaptation to water deficit, etc. Indeed these traits result from numerous nested

processes with feedback effects and therefore, they are controlled by many genes. Another issue lies in the fact that the expression of these characters also depends on the environment and farming practices. This often results in strong GxExM interactions that make genetic work and their breeding application difficult. In a first empirical approach, optimal combinations of traits adapted to one specific environment and production system could be easily designed. For extrapolation to many different contexts, process-based predictive models may play a major role as discussed below (Quilot *et al.* 2012; Génard *et al.* 2016).

5.2 Current process-based models of tomato for the prediction of GxExM interactions

The plant and its organs can be seen as complex systems in which many processes interact at different scales under the control of GxExM interactions. Process-based predictive models are formal mathematical descriptions of this system and they have the potential to mimic its complexity in interaction with the environment, by integrating processes at several organizational levels (from cell to plant). The so-called component traits, which are underlying the predicted complex traits, are characterized in terms of model parameters, which instead of the complex trait itself, may subsequently be linked to underlying genetic variations (Struik *et al.* 2005; Bertin *et al.* 2010). This usually consists in forward genetics approaches such as QTL-mapping, in which one searches for co-localisations between QTL for traits and QTL for model parameters (e.g., Yin *et al.* 1999; Reymond *et al.* 2003; Quilot *et al.* 2005; Prudent *et al.* 2011; Constantinescu *et al.* 2016). Thus, a preliminary step is the identification of specific genotype-dependent parameters of the model in opposition to other generic parameters that do not vary among genotypes. Then each combination of genes or alleles is represented by a set of parameters and the phenotype can then be simulated *in silico* under various environmental and management conditions. In order to extend the range of prediction beyond known genotypes, it is necessary to estimate the values of the genotypic parameters depending on combinations of QTLs (QTL-based models), alleles or genes (gene-based models) involved in the modelled process (Martre *et al.* 2015). By formalizing each individual trait as a combination of genotypic and environmental effects, the model-based approach allows to detect more QTL that tend to be more stable than traditional QTL mapping. However, up to day, only few genotypic parameters (i.e. allelic variants) have been advantageously introduced into simulation models of tomato (Prudent *et al.* 2011; Constantinescu *et al.* 2016).

Several process-based simulation models that predict the processes underlying fruit growth and quality are now available and allow exploring the myriad of GxExM combinations (Génard and Lescourret, 2004; Bertin *et al.* 2010; Martre *et al.* 2011; Kromdijk *et al.* 2014). For tomato, several plant models are driven by processes of carbon assimilation and allocation among sinks according to different rules of priority (Heuvelink and Bertin, 1994; Jones *et al.* 1991; Boote 2016; Fanwoua *et al.* 2013), while only a few models simulate the water transfer and accumulation. For instance, Lee (1990) considers a unidirectional and constant flux of water uptake and transpiration per unit of fruit area. Bussièrès (1994) developed a model of water import in tomato fruit, based on water potential gradients and resistances. Yet, only rare models of fruit growth integrate both dry matter and water accumulation within the fruit. A virtual fruit model developed for peach (Fishman and Génard, 1998) has been adapted to predict processes involved in tomato fruit growth and composition (Liu *et al.* 2007). This model relies on a biophysical representation of one big cell, in which sugars are transported from the fruit's phloem by mass flow, diffusion and active transport. Incoming water flows are regulated, in particular, by differences in water potential and growth is effective only when the flow balance induces a sufficient turgor pressure on the cell walls. These models have been

further modified and coupled to a stem model to estimate the contribution of xylem and phloem (Hanssens *et al.* 2015) and evaluate the effect of crop load on fruit growth (De Swaef *et al.* 2014). The Virtual Fruit model has been also combined with a structural plant model to predict water and carbon allocation within the plant architecture, as well as the induced gradients of water potential and phloem sap concentration in carbon (Baldazzi *et al.* 2013). Because the cell level is the elementary level for mechanistic modeling of fruit (Génard *et al.* 2007), a crucial issue is to model the way cell division and expansion developmentally progress (Baldazzi *et al.* 2012; Okello *et al.* 2015). The rare models of tomato fruit, which integrate cell division, cell expansion and DNA endoreduplication, have been used to better understand the emergence of fruit size and cell distribution (Fanwoua *et al.* 2013; Baldazzi *et al.* 2017; 2019). A virtual fruit model that predicts interactions among cell growth processes would be able to integrate sub-cellular models (Beauvoit *et al.* 2018), such as the ones proposed for tomato fruit to describe metabolic shifts during fruit development (Colombié *et al.* 2015, 2017) and pericarp soluble sugar content based on enzyme activity and compartmentation (Beauvoit *et al.* 2014). Indeed, except for sugar metabolism (Prudent *et al.* 2011), there is still a lack of predictive models of fruit composition, which is a major issue for fruit quality. For instance, no mechanistic model predicts the main compounds involved in tomato health value, like carotenoids, polyphenols or vitamins, which deserves further development. Such models exist for peach acidity (Lobit *et al.* 2003; 2006) and could be tailored to tomato. Such integrated models centered on the fruit, integrating cellular processes and connected to a plant model open major perspectives to integrate information on the molecular control of fruit growth and composition regulations and to analyze the effects of GxExM interactions on yield and quality (Martre *et al.* 2011). Indeed, integrated models are important tools to phenotype plant *in silico*. They do not only allow to predict plant and organ traits such as yield or fruit composition, but also to assess physiological variables that are not easily measured on large panels such as xylem and phloem fluxes, active sugar transport... (Génard *et al.* 2007). So, process-based models enable to better understand genetic variability and identify candidate genes. They can also assist breeders to identify the most relevant traits and appropriate developmental stages to phenotype plants, and provide necessary links between genotype and phenotype in a given environmental context (Struik *et al.* 2005).

5.3 Process-based models design of tomato ideotypes

An important issue of simulating GxExM interactions is the *in silico* design of ideotypes, i.e. combinations of QTL/genes/alleles relevant to optimize fruit growth and quality under specific conditions, by multi-criteria optimization methods (Quilot-Turion *et al.* 2016). Therein lies the interest of process-based predictive models for developing breeding strategies.

A process-based model breeding program could break down into 3 successive steps (Figure 6): the first step consists in determining the values of the genetic coefficients of the model that makes it possible to obtain the desired characters for the ideotypes (virtual phenotype), in a given context of production (for instance low water supply, plant pruning...). The second step is to assess the values of the genetic coefficients from the genetic point of view (virtual genotypes), which requires identifying the combinations of alleles associated with each genetic coefficient. The last step is either to search among the existing genotypes for those that are the closest to the ideotype defined for a given environment, or to propose breeding strategies to obtain new genotypes on the basis of these ideotypes. For this last step, process-based models can be coupled with genetic models accounting for the genetic architecture of the genetic coefficients to simulate the genotypic changes that are expected to occur during the breeding program. Quilot-Turion *et al.* (2016) further proposed to add genetic constraints to improve ideotype realism and to optimize directly the alleles controlling the

parameters, taking into consideration pleiotropic and linkage effects. This approach enabled reproducing relationships between parameters as observed in a real progeny and could be very useful to find out the best combinations of alleles in order to improve fruit phenotype in a given environment.

Despite clear benefits and perspectives, only a few tomato ideotypes have been designed through modeling. Using a static functional structural plant model, Sarlikioti *et al.* (2011) looked for optimal plant architecture of greenhouse-grown tomato with respect to light absorption and photosynthesis. They concluded that an ideotype with long internodes and long and narrow leaves would improve crop photosynthesis. A second example based on the virtual fruit model of tomato described above (Constantinescu *et al.* 2016), suggested that a successful strategy to maintain yield and quality of large fruit genotypes under water deficit conditions could be to combine high pedicel conductance and high active uptake of sugars. Through the model calibration, the authors could identify some genotypes of the studied population, which were close to the ideotypes and thus, which may bring interesting traits and alleles for breeding plant adapted to low water supply.

As seen above, predictive models used for the design of ideotypes are expected to be highly mechanistic and detailed, therefore very complex, often combining different scales of description. Model parameters are ideally measured through adequate phenotyping, or more currently estimated through model calibration. Yet, a major difficulty is their parameterization based on extensive and heavy experiments on large genetic panels, which is rather prohibitive (Cournède *et al.* 2013). Similarly, the prediction of model parameters from QTL, alleles or genes relies on a calibration step that also suffers from the relatively limited number of parameterized genotypes (Letort *et al.* 2008; Migault *et al.* 2017). Instead of measuring extensive sets of physiological traits on all genotypes of the studied population, one can select a set of genotypes that well represents the genetic diversity and then predict the parameters for the whole selection of genotypes by QTL or genomic prediction models (van Eeuwijk *et al.*, 2019). Alternatively, a representative training set of genotypes can be selected based on relevant morpho-physiological traits for estimating model parameters, as done in Constantinescu *et al.* (2016). From the mathematical point of view, the design of ideotypes is complex and relies on multi-objective optimization methods, which are complex due to dimensional problem (increasing number of genotypes and variables) and to the fact that ideotypes usually combine antagonistic nonlinear traits, such as yield and quality for tomato fruit. To solve the optimization problems large panels of meta-heuristics exist, based on different algorithms that can provide satisfactory solutions in a reasonable amount of time (Ould-Sidi and Lescourret. 2011). These methods can also apply to the model calibration step.

Our ability to phenotype large panels has increased in the last decades, with the emergence of high throughput genotyping and phenotyping platforms that generate large datasets on plant morphology and physiology at high temporal and spatial resolution. The way phenotyping information can be advantageously incorporated in different classes of genotype-to-phenotype models has been recently illustrated for field crops (van Eeuwijk *et al.* 2019). However, in case of tomato and other horticultural plants, the range of phenotyped traits should go well beyond the traits that are routinely measured on such platforms, for instance by including fruit growth and composition alongside with plant and fruit development.

5.4 Prospects on the use of model-based plant design

Model-based design of plants offers promising opportunities for both crop management and breeding of plants able to cope with different environments and to answer multiple objectives. Tomato is particularly relevant for such approach. Its sequenced genome, the large number of

genetic resources, available process-based models integrating process-networks at different organization levels, a strong societal demand for high quality fruits are all key-assets for the successful design of tomato ideotypes. Yet, some progress is still necessary. The integration of cellular and molecular levels can help refine plant models, and shed light onto the complex interplay between different spatial and temporal scales that control the traits of interest. For this, small networks of genes involved in the modelled processes might be helpful, as they could boost our capacity to link process-based model parameters to their genetic basis.

While the proof of concept is validated, it is clear that up-to-date, rare or no plant improvement has grounded in *in silico* design of ideotypes. To this end, closer collaborations among modelers, agronomists, geneticists and breeders are necessary to combine approaches and in particular to couple process-based models and genetic models of tomato. Furthermore, the development of new process-based sub-modules predicting important tomato quality traits such as texture, carotenoid, polyphenol and vitamin contents will be essential.

Finally, we could question the dominant paradigm according which genetic improvement relies on gene pyramiding. Indeed, stacking multiple genes in one variety might efficiently increase multiple resistances to biotic stresses, but may fail for other traits depending on the number of genes and their genetic architecture, the nature of germplasm... etc (Kumar *et al.* 2016). Instead, a new issue could be to bet on multi-genotype crops to stabilize their performances and reduce the inputs. This will require better understanding interactions among genomes within a population.

6 Biotechnology and Genetic engineering

6.1 A brief history of genetic engineering in tomato

According to the annual report of ISAAA (International Service for the Acquisition of Agri-biotech Applications) of 2017, 17 million farmers in 24 countries planted 189.8 million hectares biotech/GM crops. In 22 years, the planted area increased over 100 times. Nowadays there is no genetic engineered tomato available in market, whereas the first genetically engineered and commercialized food has been tomato, with a cultivar named FLAVR SAVRTM, which was approved by FDA (USA) on May 18, 1994, and just 3 days later, was available in two stores. It was created by scientists in Calgene company via antisense RNA of polygalacturonase (PG), one of the most abundant protein that had long been thought to be responsible for softening in ripe tomatoes (Kramer et al., 1994). FLAVR SAVRTM showed 99% decrease of PG protein and significant decrease in softening during storage, and increased resistance to fungi, which normally infect ripe fruits, thus providing a longer shelf life. Scientists expected that this tomato could be vine-ripened for enhanced flavor, and still suitable for the traditional distribution system (Kramer et al., 1992). At the same year, Zeneca commercialized a tomato puree made from tomatoes silenced PG with sense gene, with improved viscosity and flavor, and reduced waste (Grierson, 2016). The success was not as expected. FLAVR SAVR was removed of the market in 1999. Later a dozen of genetic engineering events were registered up to 1999, but none of them was commercialized (Table 6). Since 2000, not any new transgenic tomato was registered (<http://www.isaaa.org/gmapprovaldatabase/default.asp>).

6.2 Toolkit for genetic engineering tomato

Tomato genetic transformation was initially established in the 1980s (McCormick et al. 1986). The primary mode of transformation is Agrobacterium-mediated procedures by incubating with tomato explants such as leaf, hypocotyl or cotyledon, followed by the regeneration of plants via shoot

organogenesis from callus. Based on reported protocols and the review by Bhatia et al. (2004), a general genetic engineering program for tomato requires (Figure 7):

- 1) Vectors to deliver engineering modules into agrobacteria and plants;
- 2) Integration of the introduced engineering modules into the genome for stable transformation;
- 3) *In vitro* regeneration and selection of transformed plants.

The effective transformation and regeneration are prerequisite steps for utilizing genetic engineering. Transformation efficiency is strongly dependent on the genotype, explant and plant growth regulators in the medium (reviewed by Gerszberg et al., 2015).

Successful transformation can also be performed either by dipping developing floral buds in the *Agrobacterium* suspension or by injecting *Agrobacterium* into the floral buds. Yasmeen et al. (2009) observed a high transformation frequency, 12% to 23% for different constructs, while for Sharada et al. (2017), a much lower transformation efficiency (0.25–0.50%) was obtained on floral dips/floral injections. Unlike in *Arabidopsis*, for which flower-dipping method became a widely used transformation way (Clough et al., 1998), in tomato, this methodology has not been efficient.

Gene silencing or expression of heterologous genes in tomato have been used for decades in research. Different from those two conventional genetic engineering methods, genome editing based on CRISPR/Cas9 (clustered regularly interspaced short palindromic repeats) was first proposed on tomato a few years ago (Brooks et al., 2014), but rapidly showed a large potential and wide application for functional gene characterizing, breeding and domestication.

6.2.1 Gene silencing and homologous/heterologous expression

Gene silencing is usually obtained via antisense (as for FLAVR SAVR), sense or RNA interfering (RNAi). Scientists have used it to inhibit the unfavorable ripening/softening after tomato harvesting and during long distance transportation, to remove compounds stimulating allergies (Le et al., 2006), or block seed production resulting in parthenocarpic fruit (Schijlen et al., 2007). Inhibition or better control of fruit ripening and softening is still one of the major challenges for breeders and scientists for commercial perspectives. This purpose was achieved to different degrees by silencing different genes, including those coding pectin methylesterase (Tieman et al., 1994), expansin protein (Brummell et al., 1999), beta-galactosidase (Smith et al., 2002), ACC synthase (Gupta et al., 2013), transcription factor SINAC1 (Meng et al., 2016), pectate lyase (Uluisk et al., 2016).

Different from gene silencing strategies which aim to down regulate endogenous genes of tomato, over expression of endogenous or exogenous genes can also be manipulated to study promoters and gene expression, enhance tolerance to biotic/abiotic stresses, and increase the accumulation of secondary metabolites... Promoters (endogenous or exogenous) can be fused with GUS or florescent protein to follow the gene expression pattern. Fernandez et al. (2009) generated novel Gateway destination vectors based on the detailed characterization of series promoters' expression pattern during fruit development and ripening, facilitating tomato genetic engineering. Redox sensitive GFP (roGFP) was also developed to better study the *in vivo* redox state in tomato (Huang et al., 2014).

Researchers who work on perennial trees such as apple, peach, banana, et al., often used tomato to do heterologous expression of target genes to *in vivo* study the gene function, since the transformation and regeneration techniques are difficult to apply on those species and even when possible, it is time-consuming to pass juvenile phase to obtain fruit phenotypes. In return, the genes from other species, which showed a phenotype on tomato, can be interesting resources for genetic engineering. For instance, apple vacuolar H⁺-translocating inorganic pyrophosphatase (MdVHP1) overexpressed in tomato, improved tolerance to salt and drought stress (Dong, 2011).

Overexpression of banana MYB TF MaMYB3 inhibited starch degradation and delayed fruit ripening (Fan et al., 2018).

Fusing abiotic-driven promoter with functional TF responding to abiotic stress was a promising strategy for improving stress tolerance. Transgenic plants with the transcription factor CBF driven by ABA-responsive complex (ABTC1) showed enhanced tolerance to chilling, water deficit and salt stresses without affecting the growth and yield under normal growing conditions (Lee et al., 2003).

The metabolism flux can also be altered to improve fruit qualities, such as volatiles and nutrition compounds. Domínguez et al. (2010) overexpressed genes coding ω -3 fatty acid desaturases, FAD3 and FAD7, resulting in an increase in the 18:3/18:2 ratio in leaves and fruit, and a significant alteration of (Z)-hex-3-enal/hexanal ratio. AtMYB12 under the fruit-specific E8 promoter was inserted into tomato genome, activating the genes related to flavonol and hydroxycinnamic ester biosynthesis, leading to an accumulation as much as 10% of fruit dry weight (Zhang et al., 2015).

In addition to those remarkable progresses of genetic engineering since 1980s, the most notable progress has been made since the emerging and development of genome-editing tools, such as CRISPR/Cas9.

6.2.2 Genome editing

Unlike genome editing tools, Zinc-finger nucleases (ZFNs) and transcription activator-like effector nucleases (TALENs), which are based on protein-DNA recognition, CRISPR/Cas9 relies on simple RNA-DNA base pairing and the PAM (protospacer adjacent motif) sequence recognition (Gaj et al., 2013). All these tools result in DNA double-strand breaks (DSBs), but CRISPR/Cas9 showed higher efficiency than ZFN and TALEN (Adli, 2018). DSB can be repaired either by error-prone non-homology end joining (NHEJ) or homology-directed repair (HDR). Organisms recruit NHEJ or HDR repairing system to induce indel mutations or precise substitution, resulting in knockout or precise-genome editing, respectively. Besides studying the mechanism of CRISPR/Cas9 genome-editing system, scientists also showed enthusiasm of re-engineering CRISPR/Cas9 tools to make them more flexible and increase their fidelity, via making Cas9 nucleases smaller, expanding the targeting scope, and decreasing the off-target rate.

In 2014, the first CRISPR/Cas9 case was reported in tomato (Brooks et al., 2014) and later scientists have explored CRISPR-based engineering on several topics. As CRISPR/Cas9 system can efficiently introduce knockout mutation, it is a useful method to characterize candidate genes from forward genetics or natural mutation. An elegant case of using CRISPR/Cas9 was the production of RIN knockout mutant, shedding light on an old topic. Tomato *rin* mutants remain firm after harvest and fail to produce red pigmentation and ethylene, thus RIN has long been believed to be indispensable for the induction of ripening. Ito et al. (2017) used CRISPR/Cas9 gene editing to obtain RIN-knockout mutant, which showed moderate red coloring, different from *rin*'s completely fail-to-ripening phenotype. Moreover, using CRISPR/Cas9 to edit *rin* mutant allele partially restored the induction of ripening. Therefore, they showed that RIN is not essential for the initiation of ripening and is a gain-of-function mutation producing a protein actively repressing ripening, rather than a null mutation. This technology has also been used on methylation/demethylation study. A DNA demethylase gene of tomato SIDML2 was mutated by CRISPR/Cas9 to generate loss-of-function mutants, showing a critical role of SIDML2 in tomato fruit ripening possibly via active demethylation of ripening induced genes and the inhibition of ripening-repressed genes (Lang et al., 2017).

Second generation of CRISPR gene-editing tools include base-editing, CRISPR-mediated gene expression regulation, CRISPR-mediated live cell chromatin imaging (Adli, 2018). The probability of gene insertion was increased by the production of landing pad (Danilo et al., 2018) as well as gene

knock-in by precise base mutations (Danilo et al. 2019; Veillet et al. 2019). All these strategies are based on manipulation of Cas9, by turning nuclease Cas9 to nickase Cas9 (nCAs9) or dead Cas9 (dCas9, catalytically inactive Cas9), but still keeping the capability to recognize specific sequences. The engineered Cas9 can be fused with other enzymes or proteins to enable base editing, gene regulation or chromatin imaging.

Shimatani et al. (2017) generated marker-free plants with homozygous heritable DNA substitutions by using D10A mutant nCas9At fused with either a human codon-optimized PmCDA1 (nCAs9At-PmCDA1Hs) or a version codon-optimized for Arabidopsis (nCAs9At-PmCDA1At). It should be mentioned that the offspring of T0 generation also revealed indels, moreover the rate of substitution was much lower than the rate of indel mutation. It demonstrated the feasibility of base editing for crop improvement even though with a lower rate. Dreissig et al. (2017) showed visualization of telomere repeats in live leaf cells of *Nicotiana benthamiana* by fusing eGFP/mRuby2 to dCas9, and also DNA-protein interactions *in vivo* via combining CRISPR-dCas9 with fluorescence-labelled proteins. Researchers developed CRISPR interference (CRISPRi) approach with dCas9 binding activity blocking the transcriptional process and thus down regulating gene expressions (Qi et al., 2013).

CRISPR/Cas9 and related second-generation genome-editing tools increase the feasibility and enlarge the applicable scope of biotechnology. With those progresses and the conventional transgenic tools (RNAi, overexpression and so on), it allows comprehensive breeding to face multiple challenges towards increasing population and climate changes.

6.2.3 Comprehensive genomic engineering on tomato

Rodriguez-Leal et al. (2017) focused on three major productivity traits in tomato: fruit size, inflorescence branching, and plant architecture, and used CRISPR/Cas9 to do genome editing of promoters to generate several cis-regulatory alleles. They evaluated the phenotypic impact of those variants and provided an efficient approach to select and fix novel alleles controlling the quantitative traits.

Genome editing can also accelerate domestication, as shown by two groups. Li et al. (2018) selected four stress-tolerant wild-tomato accessions to introduce desirable traits by using multiplex CRISPR/Cas9 editing. They targeted coding sequences, cis regulatory regions or upstream open reading frames of genes associated with morphology, flower and fruit production, and ascorbic acid synthesis. The progeny of edited plants showed domesticated phenotypes yet retained parental disease resistances and salt tolerance. In the same time, Zsögön et al. (2018) chose wild *S. pimpinellifolium* as starting material to combine agronomically desirable traits with useful wild line traits via editing of six loci that are important for yield and productivity. Engineered tomatoes showed remarkable increase of fruit size, number, and lycopene content. As the researchers said, those impressive *de novo* domestication cases pave the way to exploit the genetic diversity present in wild plants.

Genome editing tools also show big potential for achieving tomato ideotype, for which the concept and design strategies have been explained in chapter 5. Recently Naves et al. (2019) proposed to engineer tomato to be the biofactory of secondary metabolites, such as capsaicinoids (the metabolites responsible of the burning sensation of hot pepper). Considering that tomato genome presented all the necessary genes for capsaicinoid production, two strategies, transcriptional activator-like effectors (TALEs), or genome engineering for targeted replacement of promoters were suggested to be used in tandem to activate capsaicinoid biosynthesis in the tomato (Naves et al., 2019).

6.3 Genetic engineering for improving pest and pathogen resistance

A few tomato diseases remains orphan, that is to say that no natural resistance genes or QTLs have been discovered yet. Moreover, although available from crop wild relatives, breeders may be unable to fully utilize the resistance genes from genetic diversity because of interspecific barriers or because of linkage drag associated to an introgression from a distant species. In that case, resistance might be engineered through biotechnology.

To circumvent the absence of natural resistance, transgenic technologies relying on RNA interference or expression of pathogen-derived sequence have been used to engineer resistance to a number of pathogens. Besides, the ectopic expression of resistance gene could enhance resistance as shown with the introgression of *pvr1*, a recessive gene from *Capsicum chinense*, in tomato that results in dominant broad-spectrum potyvirus resistance (Kang et al. 2007). Nekrasov et al. (2017) also created a transgene-free powdery mildew resistant tomato by genome deletion.

The CRISPR/Cas technology is also expected to accelerate the breeding of cultivars resistant to diseases. Recently, CRISPR/Cas9 system has been used to engineer tomato plants that target the TYLCV genome with Cas9-single guide RNA at the sequences encoding the coat protein (CP) or replicase (Rep) resulting in immunity against TYLCV (Tashkandi et al. 2018). In addition, although still in its infancy, gene-editing by CRISPR-nCas9-cytidine deaminase technology might be used to design *de novo* synthetic functional resistance alleles in tomato, using knowledge about the natural evolution of resistance genes in related species, as demonstrated by Bastet et al. (2019) in *Arabidopsis thaliana*.

6.4 Regulatory status of gene edited plants

Since 2013, CRISPR/Cas9 systems allowed considerable progress in plant genome editing, giving access to cost-effective and efficient transformation compared with previous technologies and making it rapidly accessible to many researchers. However, this emerging method is still developing and scientific efforts continue to be made in order to realize the full potential of the technology. It offers great opportunities, but also creates regulatory challenges. Concerns have been raised over the status of the plants produced by gene editing and classical GMOs as the technology generates transgene-free plants. Many plant breeders and scientists consider that gene-editing techniques such as CRISPR/Cas9 should be considered as mutagenesis, and thus be exempt from the GMO directive, because they can induce only changes of DNA sequences and not the insertion of foreign genes. But people opposed to GM organisms contend that the deliberate nature of alterations made through gene editing means that they should fall under the GMO directive. In the U.S.A., Canada and several other countries, CRISPR/Cas induced mutations are exempt from GMO laws and regarded as equivalent to traditional breeding. In Europe, on 25 July 2018 the European Court of Justice (ECJ) ruled that gene-edited crops should be subject to the same regulations as conventional GMOs (Callaway, 2018). This may have strong consequences on the breeding developments in the different countries.

7 Conclusion and prospects

Tomato is a crop widely adapted to very different conditions. Subsequently it has to respond to many stresses. Molecular markers have permitted the dissection of the genetic bases of complex traits into individual components, the location of many genes/QTLs on chromosomes, which became accessible to selection. Molecular markers have also allowed breeders to access to wild species in a more efficient way than in the past. Exotic libraries, which consist of marker-defined genomic regions

taken from wild species and introgressed onto the background of elite crop lines, provide plant breeders with an important opportunity to improve the agricultural performance of modern varieties. Several research consortium (for genome sequencing, but also for the valorization of genetic resources and traditional varieties) were gathered to study tomato diversity and adaptation. Since the availability of the reference genome many new resources (genome sequences, millions of SNPs), tools (databases, methodological tools) and methods (genome editing, crop modeling and genomic selection) became available and thus breeding should be more efficient. Better knowledge of physiological processes, metabolic pathways, genes involved as well as the genetic variability of candidate genes, mutant identification and translational genetics may be used to go further. New growth conditions such as urban horticulture must be taken into account. It will be important to combine the empirical approach of breeders based on an intimate knowledge of the tomato crop with the power of biotechnologies. Integration of related disciplines will be more and more important to (1) develop more efficient methods to evaluate the impact of environment on the crop, (2) enhance knowledge of the biochemical and molecular bases of the traits, and (3) better understand G x E and to increase the adaptation of new varieties to new conditions. Some complex questions remain for research: how several stresses interact, how to deal with new pathogens and pests, root x rootstock interaction, reduction of fertilizers. Finally modeling can help taking into account these aspects and designing new ideotypes optimized to the adverse variable or optimal conditions.

References

- Aarts J, Hontelez JGJ, Fischer P, Verkerk R, Vankammen A, Zabel P (1991) Acid phosphatase-11, a tightly linked molecular marker for root-knot nematode resistance in tomato - from protein to gene, using pcr and degenerate primers containing deoxyinosine. *Plant Molecular Biology* 16: 647-661
- Abraitiene A, Girgzdiene R (2013) Impact of the short-term mild and severe ozone treatments on the potato spindle tuber viroid-infected tomato (*Lycopersicon esculentum* Mill.). *Zemdirbyste-Agriculture* 100: 277-282
- Achuo EA, Prinsen E, Hofte M (2006) Influence of drought, salt stress and abscisic acid on the resistance of tomato to *Botrytis cinerea* and *Oidium neolycopersici*. *Plant Pathology* 55: 178-186
- Adams SR, Cockshull KE, Cave CRJ (2001) Effect of Temperature on the Growth and Development of Tomato Fruits. *Ann Bot* 88: 869-877
- Adato A, Mandel T, Mintz-Oron S, Venger I, Levy D, Yativ M, Domínguez E, Wang Z, De Vos RC, Jetter R, Schreiber L, Heredia A, Rogachev I, Aharoni A (2009) Fruit-surface flavonoid accumulation in tomato is controlled by a SIMYB12-regulated transcriptional network. *PLoS Genet.* e1000777. doi: 10.1371/journal.pgen.1000777.
- Adli M (2018) The CRISPR tool kit for genome editing and beyond. *Nature communications* 9(1):1911.
- Agrama HA, Scott JW (2006) Quantitative trait loci for *tomato yellow leaf curl virus* and *tomato mottle virus* resistance in tomato. *Journal of the American Society for Horticultural Science* 131: 267-272
- Ahmad A, Zhang Y, Cao X-F (2010) Decoding the epigenetic language of plant development. *Mol Plant* 3: 719-28
- Albacete A, Cantero-Navarro E, Großkinsky DK, Arias CL, Balibrea ME, Bru R, Fagner L, Ghanem ME, González M de la C, Hernández JA, et al. (2015) Ectopic overexpression of the cell wall invertase gene CIN1 leads to dehydration avoidance in tomato. *J Exp Bot* 66: 863-878
- Albert E, Duboscq R, Latreille M, Santoni S, Beukers M, Bouchet JP, Bitton F, Gricourt J, Poncet C, Gautier V, et al. (2018) Allele-specific expression and genetic determinants of transcriptomic variations in response to mild water deficit in tomato. *Plant J.* 96(3):635-650
- Albert E, Gricourt J, Bertin N, Bonnefoi J, Pateyron S, Tamby J-P, Bitton F, Causse M (2016a) Genotype by watering regime interaction in cultivated tomato: lessons from linkage mapping and gene expression. *Theor Appl Genet* 129: 395-418
- Albert E, Segura V, Gricourt J, Bonnefoi J, Derivot L, Causse M (2016b) Association mapping reveals the genetic architecture of tomato response to water deficit: focus on major fruit quality traits. *J Exp Bot* 67: 6413-6430
- Albrecht E, Escobar M, Chetelat RT (2010) Genetic diversity and population structure in the tomato-like nightshades *Solanum lycopersicoides* and *S. sitiens*. *Ann Bot* 105: 535-554
- Alian A, Altman A, Heuer B (2000) Genotypic difference in salinity and water stress tolerance of fresh market tomato cultivars. *Plant Sci* 152: 59-65
- Allwood JW, De Vos RCH, Moing A, Deborde C, Erban A, Kopka J, Goodacre R, Hall RD (2011) Plant metabolomics and its potential for systems biology research: Background concepts, technology, and methodology, 1st ed. *Methods Enzymol.* doi: 10.1016/B978-0-12-385118-5.00016-5
- Almeida J, Quadrana L, Asís R, et al. (2011) Genetic dissection of vitamin E biosynthesis in tomato. *J Exp Bot.* 62(11): 3781-3798.
- Alpert KB, Tanksley SD (1996) High-resolution mapping and isolation of a yeast artificial chromosome contig containing fw2.2: a major fruit weight quantitative trait locus in tomato. *Proc Natl Acad Sci U S A* 93: 15503-7
- Alseekh S, Fernie AR (2018) Metabolomics 20 years on: what have we learned and what hurdles remain? *Plant J* 94: 933-942
- Alseekh S, Ofner I, Pleban T, Tripodi P, Di Dato F, Cammareri M, Mohammad A, Grandillo S, Fernie AR, Zamir D (2013) Resolution by recombination: Breaking up *Solanum pennellii* introgressions. *Trends Plant Sci* 18: 536-538
- Alseekh S, Tohge T, Wendenberg R, Scossa F, Omranian N, Li J, Kleessen S, Giavalisco P, Pleban T, Mueller-Roeber B, et al. (2015) Identification and Mode of Inheritance of Quantitative Trait Loci for Secondary Metabolite Abundance in Tomato. *Plant Cell* 27: 485-512
- Alseekh S, Tong H, Scossa F, Brotman Y, Vigroux F, Tohge T, et al. (2017). Canalization of tomato fruit metabolism. *The Plant Cell* 29(11), 2753-2765.
- Ambros V (2004) The functions of animal microRNAs. *Nature* 431: 350-355
- Andolfo G, Jupe F, Witek K, Etherington GJ, Ercolano MR, Jones JDG (2014) Defining the full tomato NB-LRR resistance gene repertoire using genomic and cDNA RenSeq. *Bmc Plant Biology* 14
- Anfoka G, Moshe A, Fridman L, Amrani L, Rotem O, Kolot M, Zeidan M, Czosnek H, Gorovits R (2016) Tomato

- yellow leaf curl virus infection mitigates the heat stress response of plants grown at high temperatures. *Sci Rep* 6: 19715
- Apse MP, Aharon GS, Snedden WA, Blumwald E (1999) Salt tolerance conferred by overexpression of a vacuolar Na⁺/H⁺ antiporter in *Arabidopsis*. *Science* 285: 1256–8
- Arafa RA, Rakha MT, Soliman NEK, Moussa OM, Kamel SM, Shirasawa K (2017) Rapid identification of candidate genes for resistance to tomato late blight disease using next-generation sequencing technologies. *PLoS One* 12: e0189951
- Archak S, Karihaloo JL, Jain A (2002) RAPD markers reveal narrowing genetic base of Indian tomato cultivars. *Curr Sci* 82: 1139–1143
- Arms EM, Lounsbury JK, Bloom AJ, St. Clair DA (2016) Complex Relationships among Water Use Efficiency-Related Traits, Yield, and Maturity in Tomato Lines Subjected to Deficit Irrigation in the Field. *Crop Sci* 56: 1698
- Ashrafi H, Kinkade MP, Merk HL, Foolad MR (2012) Identification of novel quantitative trait loci for increased lycopene content and other fruit quality traits in a tomato recombinant inbred line population. *Mol Breed* 30: 549–567
- Ashrafi-Dehkordi E, Alemzadeh A, Tanaka N, Razi H (2018) Meta-analysis of transcriptomic responses to biotic and abiotic stress in tomato. *PeerJ* 6: e4631
- Asins MJ, Albacete A, Martínez-Andujar C, Pérez-Alfocea F, Dodd IC, Carbonell EA, Dieleman JA (2017) Genetic analysis of rootstock-mediated nitrogen (N) uptake and root-to-shoot signalling at contrasting N availabilities in tomato. *Plant Sci* 263: 94–106
- Asins MJ, Bolarín MC, Pérez-Alfocea F, Estañ MT, Martínez-Andujar C, Albacete A, et al. (2010) Genetic analysis of physiological components of salt tolerance conferred by *Solanum* rootstocks. What is the rootstock doing for the scion? *Theor Appl Genet.* 121: 105–115.
- Asins MJ, Raga V, Roca D, Belver A, Carbonell EA (2015) Genetic dissection of tomato rootstock effects on scion traits under moderate salinity. *Theor Appl Genet.* 128: 667–679.
- Atanassova B (1999) Functional male sterility (*ps2*) in tomato (*Lycopersicon esculentum* Mill.) and its application in breeding and seed production. *Euphytica* 107: 1, 13-21
- Auerswald H, Schwarz D, Kornelson C, Krumbein A, Brückner B (1999) Sensory analysis, sugar and acid content of tomato at different EC values of the nutrient solution. *Sci Hortic (Amsterdam)* 82: 227–242
- Bai Y, Lindhout P (2007) Domestication and breeding of tomatoes: what have we gained and what can we gain in the future? *Ann Bot.* 100(5):1085-94.
- Bai YL, Huang CC, van der Hulst R, Meijer-Dekens F, Bonnema G, Lindhout P (2003) QTLs for tomato powdery mildew resistance (*Oidium lycopersici*) in *Lycopersicon parviflorum* G1.1601 co-localize with two qualitative powdery mildew resistance genes. *Molecular Plant-Microbe Interactions* 16: 169-176
- Bai YL, Kissoudis C, Yan Z, Visser RGF, van der Linden G (2018) Plant behaviour under combined stress: tomato responses to combined salinity and pathogen stress. *Plant Journal* 93: 781-793
- Bai YL, Pavan S, Zheng Z, Zappel NF, Reinstadler A, Lotti C, De Giovanni C, Ricciardi L, Lindhout P, Visser R, Theres K, Panstruga R (2008) Naturally occurring broad-spectrum powdery mildew resistance in a central American tomato accession is caused by loss of *Mlo* function. *Molecular Plant-Microbe Interactions* 21: 30-39
- Baldazzi V, Bertin N, Jong H, Genard M (2012) Towards multiscale plant models: integrating cellular networks. *Trends in Plant Science* 17:728-736.
- Baldazzi V, Génard M, Bertin N (2017) Cell division, endoreduplication and expansion processes: setting the cell and organ control into an integrated model of tomato fruit development. *Acta Horticulturae*, 1182
- Baldazzi V, Pinet A, Vercambre G, Benard C, Biais B, Génard M (2013) In-silico analysis of water and carbon relations under stress conditions. A multi-scale perspective centered on fruit. *Frontiers in Plant Science* 4. doi: 10.3389/fpls.2013.00495.
- Baldazzi V, Valsesia P, Génard M, Bertin N (2019) Organ-wide and ploidy-dependent regulations both contribute to cell size determination: evidence from a computational model of tomato fruit. *Journal of Experimental Botany* in press
- Baldet P, Stevens R, Causse M, Duffe P, Buret M, Rothan C, Garchery C, Duffé P, Carchery C, Baldet P, et al. (2007) Candidate Genes and Quantitative Trait Loci Affecting Fruit Ascorbic Acid Content in Three Tomato Populations. *Plant Physiol* 143: 1943–1953
- Baldwin E, Scott J, Shewmaker C, Schuch W (2000) Flavor trivia and tomato aroma: biochemistry and possible mechanisms for control of important aroma components. *Hortscience* 35: 1013–1022
- Baldwin EA, Nisperos-Carriedo MO, Baker R, Scott JW (1991) Quantitative analysis of flavor parameters in six Florida tomato cultivars (*Lycopersicon esculentum* Mill.). *J Agric Food Chem* 39: 1135–1140
- Baldwin EA, Scott JW, Einstein MA, Malundo TMM, Carr BT, Shewfelt RL, Tandon KS (1998) Relationship

- between sensory and instrumental analysis for tomato flavor. *J Am Soc Hortic Sci* 123: 906–915
- Ballester A-R, Bovy AG, Viquez-Zamora M, Tikunov Y, Grandillo S, de Vos R, de Maagd RA, van Heusden S, Molthoff J (2016) Identification of Loci Affecting Accumulation of Secondary Metabolites in Tomato Fruit of a *Solanum lycopersicum* × *Solanum chmielewskii* Introgression Line Population. *Front Plant Sci* 7: 1428
- Bandillo N, Raghavan C, Muyco P, Sevilla MAL, Lobina IT, Dilla-Ermita C, Tung C-W, McCouch S, Thomson M, Mauleon R, et al. (2013) Multi-parent advanced generation inter-cross (MAGIC) populations in rice: progress and potential for genetics research and breeding. *Rice* 6: 11
- Bastet A, Zafirov D, Giovinazzo N, Guyon-Debast A, Nogué F, Robaglia C, Gallois J-L (2019) Mimicking natural polymorphism in eIF4E by CRISPR-Cas9 base editing is associated with resistance to potyviruses. *Plant Biotechnology Journal* doi: 10.1111/pbi.13096
- Bauchet G, Causse M (2012) Genetic Diversity in Tomato (*Solanum lycopersicum*) and Its Wild Relatives. *Genetic Divers Plants*. Intech, doi: 10.5772/33073
- Bauchet G, Grenier S, Samson N, Bonnet J, Grivet L, Causse M (2017a) Use of modern tomato breeding germplasm for deciphering the genetic control of agronomical traits by Genome Wide Association study. *Theor Appl Genet* 130: 875–889
- Bauchet G, Grenier S, Samson N, Segura V, Kende A, Beekwilder J, Cankar K, Gallois J-L, Gricourt J, Bonnet J, et al. (2017b) Identification of major loci and genomic regions controlling acid and volatile content in tomato fruit: implications for flavor improvement. *New Phytol* 215: 624–641
- Baxter CJ, Liu JL, Fernie AR, Sweetlove LJ (2007) Determination of metabolic fluxes in a non-steady-state system. *Phytochemistry* 68: 2313–2319
- Beauvoit B, I Belouah, N Bertin, C Belmys Cakpo, S Colombié, Z Dai, H Gautier, M Génard, A Moing, L Roch, G Vercaambre, Y Gibon (2018) Putting primary metabolism into perspective to obtain better fruits. *Annals of Botany* 122 (1), 1–21.
- Beauvoit BP, Colombié S, Monier A, Andrieu MH, Biais B, Bernard C, Chéniclet C, Dieuaide-Noubhani M, Nazaret C, Mazat JP et al. (2014) Model-assisted analysis of sugar metabolism throughout tomato fruit development reveals enzyme and carrier properties in relation to vacuole expansion. *The Plant cell* 26(8): 3224–3242.
- Beecher GR (1998) Nutrient Content of Tomatoes and Tomato Products. *Exp Biol Med* 218: 98–100
- Belfanti E, Malatrasi M, Orsi I, Boni AG (2015) Isolated nucleotide sequence from *solanum lycopersicum* for improved resistance to *tomato spotted wilt virus*, TSWV. Patent WO/2015/090468; International Application No: PCT/EP2013/077799.
- Bellec-Gauche A, Chiffolleau et Y (2015) Construction des stratégies et des performances dans les circuits courts alimentaires : entre encastrement relationnel et gestionnaire. *Rev d'Études en Agric Environ* 96: 653–676
- Bernacchi D, Beck-Bunn T, Emmatty D, Eshed Y, Inai S, Lopez J, Petiard V, Sayama H, Uhlig J, Zamir D, Tanksley S (1998). Advanced backcross QTL analysis in tomato. II. Evaluation of near-isogenic lines carrying single-donor introgressions for desirable wild QTL-alleles derived from *Lycopersicon hirsutum* and *L. pimpinellifolium*. *Theor Appl Genet* 97 (1/2): 170-180; erratum 97(7): 1191-1196
- Bernacchi D, Beck-Bunn T, Eshed Y, Lopez J, Petiard V, Uhlig J, Zamir D, Tanksley S (1998) Advanced backcross QTL analysis in tomato. I. Identification of QTLs for traits of agronomic importance from *Lycopersicon hirsutum*. *Theor Appl Genet* 97: 381–397
- Berr A, Shafiq S, Shen WH (2011) Histone modifications in transcriptional activation during plant development. *Biochim Biophys Acta - Gene Regul Mech* 1809: 567–576
- Bertin N, C Borel, B Brunel, C Cheniclet, M Causse (2003) Do genetic make-up and growth manipulation affect tomato fruit size by cell number, or cell size and DNA endoreduplication? *Annals of Botany* 92 (3), 415-424
- Bertin N, Gary C, Tchamitchian M, Vaissiere BE (1998) Influence of cultivar, fruit position and seed content on tomato fruit weight during a crop cycle under low and high competition for assimilates. *J Hortic Sci Biotechnol* 73: 541–548
- Bertin N, Guichard S, Leonardi C, Longuenesse JJ, Langlois D, Navez B (2000) Seasonal Evolution of the Quality of Fresh Glasshouse Tomatoes under Mediterranean Conditions, as Affected by Air Vapour Pressure Deficit and Plant Fruit Load. *Ann Bot* 85: 741–750
- Bertin N, H Gautier, C Roche (2002) Number of cells in tomato fruit depending on fruit position and source-sink balance during plant development. *Plant Growth Regulation* 36 (2), 105-112
- Bertin N, Martre P, Génard M, Quilot B, Salon C (2010) Why and how can process-based simulation models link genotype to phenotype for complex traits? Case-study of fruit and grain quality traits. *Journal of Experimental Botany* 61: 955-967.
- Bhatia P, Ashwath N, Senaratna T, Midmore D (2004) Tissue culture studies of tomato (*Lycopersicon esculentum*). *Plant Cell, Tissue and Organ Culture* 78(1):1-21.

- Bhatt RM, Srinivasa Rao NK (1987) Seed germination and seedling growth responses of tomato cultivars to imposed water stress. *J Hort Sci* 62: 221–225
- Birchler JA, Yao H, Chudalayandi S, Vaiman D, Veitia RA (2010) Heterosis. *Plant Cell* 22: 2105–2112
- Blanca J, Cañizares J, Cordero L, Pascual L, Díez MJ, Nuez F (2012) Variation Revealed by SNP Genotyping and Morphology Provides Insight into the Origin of the Tomato. *PLoS One* 7: e48198
- Blanca J, Montero-Pau J, Sauvage C, Bauchet G, Illa E, Díez MJ, Francis D, Causse M, van der Knaap E, Cañizares J (2015) Genomic variation in tomato, from wild ancestors to contemporary breeding accessions. *BMC Genomics* 16: 257
- Bloom AJ, Zwieniecki MA, Passioura JB, Randall LB, Holbrook NM, St. Clair DA (2004) Water relations under root chilling in a sensitive and tolerant tomato species. *Plant, Cell Environ* 27: 971–979
- Boison SA, Utsunomiya ATH, Santos DJA, Neves HHR, Carvalheiro R, Mészáros G, Utsunomiya YT, do Carmo AS, Verneque RS, Machado MA, et al. (2017) Accuracy of genomic predictions in Gyr (*Bos indicus*) dairy cattle. *J Dairy Sci* 100: 5479–5490
- Bolger A, Scossa F, Bolger ME, Lanz C, Maumus F, Tohge T, Quesneville H, Alseekh S, Sørensen I, Lichtenstein G, et al. (2014b) The genome of the stress-tolerant wild tomato species *Solanum pennellii*. *Nat Genet* 46: 1034–1038
- Boote K (2016) Modelling crop growth and yield in tomato cultivation. ID: 9781786760401-010
- Boureau L, How-Kit A, Teyssier E, Drevensek S, Rainieri M, Joubès J, Stammitt L, Pribat A, Bowler C, Hong Y, et al. (2016) A CURLY LEAF homologue controls both vegetative and reproductive development of tomato plants. *Plant Mol Biol* 90: 485–501
- Bovy A, de Vos R, Kemper M, Schijlen E, Pertejo MA, Muir S, Collins G, Robinson S, Verhoeyen M, Hughes S, Santos-Buelga C (2002) High-flavonol tomatoes resulting from the heterologous expression of the maize transcription factor genes *LC* and *C1*. *Plant Cell* 14:2509-2526
- Bovy A, Schijlen E, Hall RD (2007) Metabolic engineering of flavonoids in tomato (*Solanum lycopersicum*): The potential for metabolomics. *Metabolomics* 3: 399–412
- Brachi B, Morris GP, Borevitz JO (2011) Genome-wide association studies in plants: The missing heritability is in the field. *Genome Biol* 12: 232
- Bramley PM (2000) Is lycopene beneficial to human health? *Phytochemistry* 54: 233–236
- Breiman L (2001) Random Forests. *Mach Learn* 45: 5–32
- Brooks C, Nekrasov V, Lippman ZB, Van Eck J. (2014) Efficient gene editing in tomato in the first generation using the clustered regularly interspaced short palindromic repeats/CRISPR-associated9 system. *Plant physiology* 166(3):1292-7.
- Brouwer DJ, Jones ES, St Clair DA (2004) QTL analysis of quantitative resistance to *Phytophthora infestans* (late blight) in tomato and comparisons with potato. *Genome* 47: 475-492
- Brouwer DJ, St Clair DA (2004) Fine mapping of three quantitative trait loci for late blight resistance in tomato using near isogenic lines (NILs) and sub-NILs. *Theoretical and Applied Genetics* 108: 628-638
- Browning BL, Browning SR (2016) Genotype Imputation with Millions of Reference Samples. *Am J Hum Genet* 98: 116–126
- Bruhn CM, Feldman N, Garlitz C, Harwood J, Ivans E, Marshall M, Riley A, Thurber D, Williamson E (1991) Consumer Perceptions of Quality: Apricots, Cantaloupes, Peaches, Pears, Strawberries, and Tomatoes. *J Food Qual* 14: 187–195
- Brummell DA, Harpster MH, Civello PM, Palys JM, Bennett AB, Dunsmuir P (1999) Modification of expansin protein abundance in tomato fruit alters softening and cell wall polymer metabolism during ripening. *The Plant Cell* 11(11):2203-16.
- Bucheli P, Voirol E, De La Torre R, López J, Rytz A, Tanksley SD, Pétiard V (1999) Definition of nonvolatile markers for flavor of tomato (*Lycopersicon esculentum* Mill.) as tools in selection and breeding. *J Agric Food Chem* 47: 659–664
- Budiman MA, Chang S-B, Lee S, Yang TJ, Zhang H-B, de Jong H, Wing RA (2004) Localization of jointless-2 gene in the centromeric region of tomato chromosome 12 based on high resolution genetic and physical mapping. *Theor Appl Genet* 108: 190–196
- Bussièrès P (1994) Water import rate in tomato fruit: A resistance model. *Ann. Bot.* 73:75-82.
- Butler L (1952) The linkage map of the tomato. *J Hered* 43: 25–36
- Cagas CC, Lee ON, Nemoto K, Sugiyama N (2008) Quantitative trait loci controlling flowering time and related traits in a *Solanum lycopersicum* × *S. pimpinellifolium* cross. *Sci Hortic (Amsterdam)* 116: 144–151
- Calin GA, Croce CM (2006) MicroRNA signatures in human cancers. *Nat Rev Cancer* 6: 857–866
- Callaway (2018) CRISPR plants now subject to tough GM laws in European Union. *Nature* 560, 16 doi: 10.1038/d41586-018-05814-6
- Calus MPL, Meuwissen THE, Roos APW de, Veerkamp RF (2008) Accuracy of Genomic Selection Using Different

- Methods to Define Haplotypes. *Genetics* 178: 553–561
- Canady MA, Meglic V, Chetelat RT (2005) A library of *Solanum lycopersicoides* introgression lines in cultivated tomato. *Genome* 48: 685–697
- Cao K, Xu H, Zhang R, Xu D, Yan L, Sun Y, Xia L, Zhao J, Zou Z, Bao E (2019) Renewable and Sustainable Strategies for Improving the Thermal Environment of Chinese Solar Greenhouses. *Energy Build.* In Press
- Cárdenas PD, Sonawane PD, Pollier J, Vanden Bossche R, Dewangan V, Weithorn E, Tal L, Meir S, Rogachev I, Malitsky S, Giri AP, Goossens A, Burdman S, Aharoni A (2016) GAME9 regulates the biosynthesis of steroidal alkaloids and upstream isoprenoids in the plant mevalonate pathway. *Nat Commun.* 7:10654.
- Carelli BP, Gerald LTS, Grazziotin FG, Echeverrigaray S (2006) Genetic diversity among Brazilian cultivars and landraces of tomato *Lycopersicon esculentum* Mill. revealed by RAPD markers. *Genet Resour Crop Evol* 53: 395–400
- Carmeille A, Caranta C, Dintinger J, Prior P, Luisetti J, Besse P (2006) Identification of QTLs for *Ralstonia solanacearum* race 3-phylo-type II resistance in tomato. *Theoretical and Applied Genetics* 113: 110-121
- Carmel-Goren L, Liu YS, Lifschitz E, Zamir D (2003) The *SELF-PRUNING* gene family in tomato. *Plant Mol Biol* 52: 1215–1222
- Caro M, Cruz V, Cuartero J, Estañ MT, Bolarin MC (1991) Salinity tolerance of normal-fruited and cherry tomato cultivars. *Plant Soil* 136: 249–255
- Caromel B, Hamers C, Touhami N, Renaudineau A, Bachellez A, Massire A, Damidaux R, Lefebvre V (2015) Screening tomato germplasm for resistance to late blight. INNOHORT, Innovation in Integrated & Organic Horticulture. ISHS International Symposium, Avignon (France), 8-12 June 2015, pp 15-16
- Carrari F, Baxter C, Usadel B, Urbanczyk-Wochniak E, Zanor M-I, Nunes-Nesi A, Nikiforova V, Centro D, Ratzka A, Pauly M, et al. (2006) Integrated Analysis of Metabolite and Transcript Levels Reveals the Metabolic Shifts That Underlie Tomato Fruit Development and Highlight Regulatory Aspects of Metabolic Network Behavior. *Plant Physiol* 142: 1380–1396
- Casteel CL, Walling LL, Paine TD (2007) Effect of *Mi-1.2* gene in natal host plants on behavior and biology of the tomato psyllid *Bactericerca cockerelli* (Sulc) (Hemiptera : Psyllidae). *Journal of Entomological Science* 42: 155-162
- Catchen JM, Boone JQ, Davey JW, Hohenlohe PA, Etter PD, Blaxter ML (2011) Genome-wide genetic marker discovery and genotyping using next-generation sequencing. *Nat Rev Genet* 12: 499–510
- Causse M, Buret M, Robini K, Verschave P (2003) Inheritance of nutritional and sensory quality traits in fresh market tomato and relation to consumer preferences. *J Food Sci* 68: 2342–2350
- Causse M, C Friguat, C Coiret, M Lépicier, B Navez, M Lee, N Holthuysen, F Sinesio, E Moneta and S Grandillo (2010) Consumer Preferences for Fresh Tomato at the European Scale: A Common Segmentation on Taste and Firmness. *Journal of Food Science* 75, 9, 531–541
- Causse M, Chaïb J, Lecomte L, Buret M, Hospital F (2007) Both additivity and epistasis control the genetic variation for fruit quality traits in tomato. *Theor Appl Genet* 115: 429–442
- Causse M, Duffe P, Gomez MC, Buret M, Damidaux R, Zamir D, Gur A, Chevalier C, Lemaire-Chamley M, Rothan C (2004) A genetic map of candidate genes and QTLs involved in tomato fruit size and composition. *J Exp Bot* 55: 1671–1685
- Causse M, R Damidaux, P Rousselle (2007) Traditional and enhanced breeding for fruit quality traits in tomato. In *Genetic Improvement of Solanaceous Crops, Vol.2: Tomato*. Eds: M.K.Razdan and A. K. Mattoo, Science Publishers, Enfield, USA, 153-192.
- Causse M, Saliba-Colombani V, Lesschaeve I, Buret M (2001) Genetic analysis of organoleptic quality in fresh market tomato. 2. Mapping QTLs for sensory attributes. *Theor Appl Genet* 102: 273–283
- Causse M, Saliba-Colombani V, Lecomte L, Duffé P, Rousselle P, Buret M (2002) QTL analysis of fruit quality in fresh market tomato: a few chromosome regions control the variation of sensory and instrumental traits. *J Exp Bot* 53: 2089–2098
- Chakrabarti M, Zhang N, Sauvage C, Muñoz S, Blanca J, Cañizares J, Diez MJ, Schneider R, Mazourek M, McClead J, et al. (2013) A cytochrome P450 regulates a domestication trait in cultivated tomato. *Proc Natl Acad Sci U S A* 110: 17125–30
- Chen FQ, Foolad MR, Hyman J, St. Clair DA, Beelaman RB (1999) Mapping of QTLs for lycopene and other fruit traits in a *Lycopersicon esculentum* × *L. pimpinellifolium* cross and comparison of QTLs across tomato species. *Mol Breed* 5: 283–299
- Chen J, Kang S, Du T, Qiu R, Guo P, Chen R (2013) Quantitative response of greenhouse tomato yield and quality to water deficit at different growth stages. *Agric Water Manag* 129: 152–162
- Chen X (2005) microRNA biogenesis and function in plants. *FEBS Lett* 579: 5923
- Chen X (2009) Small RNAs and Their Roles in Plant Development. *Annu Rev Cell Dev Biol* 25: 21–44
- Chetelat RT, DeVerna JW, Bennett AB (1995) Introgression into tomato (*Lycopersicon esculentum*) of the *L.*

- chmielewskii* sucrose accumulator gene (sucr) controlling fruit sugar composition. *Theor Appl Genet* 91: 327–333
- Cho SK, Chaabane S Ben, Shah P, Poulsen CP, Yang SW (2014) COP1 E3 ligase protects HYL1 to retain microRNA biogenesis. *Nat Commun* 5: 5867
- Chunwongse J, Chunwongse C, Black L, Hanson P (2002) Molecular mapping of the *Ph-3* gene for late blight resistance in tomato. *Journal of Horticultural Science & Biotechnology* 77: 281–286
- Clark AG (2004) The role of haplotypes in candidate gene studies. *Genet Epidemiol* 27: 321–333
- Clough SJ, Bent AF (1998) Floral dip: a simplified method for *Agrobacterium*-mediated transformation of *Arabidopsis thaliana*. *The plant journal* 16(6):735–743.
- Coaker GL, Francis DM (2004) Mapping, genetic effects, and epistatic interaction of two bacterial canker resistance QTLs from *Lycopersicon hirsutum*. *Theoretical and Applied Genetics* 108: 1047–1055
- Colliver S, Bovy A, Collins G, Muir S, Robinson S, de Vos CHR, Verhoeven ME (2002) Improving the nutritional content of tomatoes through reprogramming their flavonoid biosynthetic pathway. *Phytochem Rev* 1: 113–123
- Colombié S, Beauvoit B, Nazaret C, Bénard C, Vercambre G, Le Gall S, Biais B, Cabasson C, Maucourt M, Bernillon S, Moing A, Dieuaide-Noubhani M, Mazat J-P. and Gibon Y (2017) Respiration climacteric in tomato fruits elucidated by constraint-based modelling. *New Phytol*, 213: 1726–1739.
- Colombié S, Nazaret C, Bénard C, Biais B, Mengin V, Solé M, Fouillen L, Dieuaide-Noubhani M, Mazat J-P, Beauvoit B and Gibon Y (2015) Modelling central metabolic fluxes by constraint-based optimization reveals metabolic reprogramming of developing *Solanum lycopersicum* (tomato) fruit. *Plant J* 81: 24–39.
- Comai L, Henikoff S (2006) TILLING: Practical single-nucleotide mutation discovery. *Plant J* 45: 684–694
- Coneva V, Frank MH, Balaguer MAL, Li M, Sozzani R, Chitwood DH (2017) Genetic Architecture and Molecular Networks Underlying Leaf Thickness in Desert-Adapted Tomato *Solanum pennellii*. *Plant Physiol.* 175(1):376–391.
- Constantinescu D, Memmah M-M, Vercambre G, Génard M, Baldazzi V, Causse M, et al. (2016) Model-Assisted Estimation of the Genetic Variability in Physiological Parameters Related to Tomato Fruit Growth under Contrasted Water Conditions. *Frontiers in Plant Science*, 7, 1841. <http://doi.org/10.3389/fpls.2016.01841>
- Costa JM, Ortuño MF, Chaves MM (2007) Deficit Irrigation as a Strategy to Save Water: Physiology and Potential Application to Horticulture. *J Integr Plant Biol* 49: 1421–1434
- Cournède P-H et al. (2013) Development and evaluation of plant growth models: Methodology and implementation in the pygmalion platform, *Math. Mod. of Nat. Phen.* 8(4), 112–130.
- Cowger C, Brown JKM (2019) Durability of quantitative resistance in crops: greater than we know? *Annual Review of Phytopathology*: in press
- Crain J, Mondal S, Rutkoski J, Singh RP, Poland J (2018) Combining High-Throughput Phenotyping and Genomic Information to Increase Prediction and Selection Accuracy in Wheat Breeding. *Plant Genome* 11: 0
- Crossa J, Pérez-Rodríguez P, Cuevas J, Montesinos-López O, Jarquín D, de los Campos G, Burgueño J, Camacho-González JM, Pérez-Elizalde S, Beyene Y, et al. (2017) Genomic Selection in Plant Breeding: Methods, Models, and Perspectives. *Trends Plant Sci.* doi: 10.1016/j.tplants.2017.08.011
- Cui J, Jiang N, Zhou X, Hou X, Yang G, Meng J, Luan Y (2018) Tomato MYB49 enhances resistance to *Phytophthora infestans* and tolerance to water deficit and salt stress. *Planta* 248: 1487–1503
- Cui J, You C, Chen X (2017a) The evolution of microRNAs in plants. *Curr Opin Plant Biol* 35: 61–67
- Cui J, Zhou B, Ross SA, Zemleni J (2017b) Nutrition, microRNAs, and Human Health. *Adv Nutr* 8: 105–112
- Cuyabano BC, Su G, Lund MS (2014) Genomic prediction of genetic merit using LD-based haplotypes in the Nordic Holstein population. *BMC Genomics.* doi: 10.1186/1471-2164-15-1171
- Cuyabano BCD, Su G, Lund MS (2015a) Selection of haplotype variables from a high-density marker map for genomic prediction. *Genet Sel Evol* 47: 61
- Cuyabano BCD, Su G, Rosa GJM, Lund MS, Gianola D (2015b) Bootstrap study of genome-enabled prediction reliabilities using haplotype blocks across Nordic Red cattle breeds. *J Dairy Sci* 98: 7351–7363
- Dal Cin V, Kevany B, Fei Z, Klee HJ (2009) Identification of *Solanum habrochaites* loci that quantitatively influence tomato fruit ripening-associated ethylene emissions. *Theor Appl Genet* 119: 1183–1192
- Danecek P, Huang J, Min JL, Timpson NJ, Trabetti E, Richards JB, Durbin R, Howie B, Gambaro G, Zheng H-F, et al. (2015) Improved imputation of low-frequency and rare variants using the UK10K haplotype reference panel. *Nat Commun* 6: 8111
- Danilo B, Perrot L, Botton E, Nogué F, Mazier M (2018) The DFR locus: A smart landing pad for targeted transgene insertion in tomato. *PLoS ONE* 13(12): e0208395.
- Danilo B, Perrot L, Mara K, Botton E, Nogué F, Mazier M. (2019) Efficient and transgene-free gene targeting using *Agrobacterium*-mediated delivery of the CRISPR/Cas9 system in tomato. *Plant Cell Rep.* 38(4):459–462.

- Das S, Forer L, Schönherr S, Sidore C, Locke AE, Kwong A, Vrieze SI, Chew EY, Levy S, McGue M, et al. (2016) Next-generation genotype imputation service and methods. *Nat Genet* 48: 1284–1287
- Davies JN, Hobson GE (1981) The constituents of tomato fruit — the influence of environment, nutrition, and genotype. *Crit Rev Food Sci Nutr* 15: 205–280
- Davies JN, Hobson GE and McGlasson WB (1981) The constituents of tomato fruit — the influence of environment, nutrition, and genotype. *C R C Crit. Rev. Food Sci. Nutr.*, 15, 205–280.
- Davila Olivas NH, Kruijer W, Gort G, Wijnen CL, van Loon JJA, Dicke M (2017) Genome-wide association analysis reveals distinct genetic architectures for single and combined stress responses in *Arabidopsis thaliana*. *New Phytol* 213: 838–851
- Davis J, Yu DZ, Evans W, Gokirmak T, Chetelat RT, Stotz HU (2009) Mapping of loci from *Solanum lycopersicoides* conferring resistance or susceptibility to *Botrytis cinerea* in tomato. *Theoretical and Applied Genetics* 119: 305–314
- de Groot CC, Marcelis LFM, van den Boogaard R, Lambers H (2004) Response of growth of tomato to phosphorus and nitrogen nutrition. *Acta Hort* 357–364
- de Jong CF, Takken FLW, Cai XH, de Wit P, Joosten M (2002) Attenuation of *Cf*-mediated defense responses at elevated temperatures correlates with a decrease in elicitor-binding sites. *Molecular Plant-Microbe Interactions* 15: 1040–1049
- de Los Campos G, Hickey JM, Pong-Wong R, Daetwyler HD, Calus MPL, Kirst M, Huber D, Peter GF (2013) Whole-genome regression and prediction methods applied to plant and animal breeding. *Genetics* 193: 327–45
- De Swaef T, Mellisho CD, Baert A, De Schepper V, Torrecillas A, Conejero W, Steppe K (2014) Model-assisted evaluation of crop load effects on stem diameter variations and fruit growth in peach. *Trees*, 28, 1607–1622.
- Delhaize E, Gruber BD, Ryan PR (2007) The roles of organic anion permeases in aluminium resistance and mineral nutrition. *FEBS Lett* 581: 2255–2262
- DeVicente MC, Tanksley SD (1993) QTL analysis of transgressive segregation in an interspecific tomato cross. *Genetics* 134: 585–596
- Dileo MV, Pye MF, Roubtsova TV, Duniway JM, MacDonald JD, Rizzo DM, Bostock RM (2010) Abscisic Acid in Salt Stress Predisposition to *Phytophthora* Root and Crown Rot in Tomato and Chrysanthemum. *Phytopathology* 100: 871–879
- Diouf IA, Derivot L, Bitton F, Pascual L, Causse M (2018) Water Deficit and Salinity Stress Reveal Many Specific QTL for Plant Growth and Fruit Quality Traits in Tomato. *Front Plant Sci* 9: 279
- Dixon MS, Hatzixanthis K, Jones DA, Harrison K, Jones JDG (1998) The tomato *Cf-5* disease resistance gene and six homologs show pronounced allelic variation in leucine-rich repeat copy number. *Plant Cell (The)* 10: 1915–1925
- Dixon MS, Jones DA, Keddie JS, Thomas CM, Harrison K, Jones JD. (1996) The Tomato *Cf-2* Disease Resistance Locus Comprises Two Functional Genes Encoding Leucine-Rich Repeat Proteins. *Cell* 84: 451–459
- Do PT, Prudent M, Sulpice R, Causse M, Fernie AR (2010) The Influence of Fruit Load on the Tomato Pericarp Metabolome in a *Solanum chmielewskii* Introgression Line Population. *Plant Physiol* 154: 1128–1142
- Doganlar S, Dodson J, Gabor B, Beck-Bunn T, Crossman C, Tanksley SD (1998) Molecular mapping of the *py-1* gene for resistance to corky root rot (*Pyrenochaeta lycopersici*) in tomato. *Theoretical and Applied Genetics* 97: 784–788
- Doganlar S, Frary A, Ku H-M, Tanksley SD (2003) Mapping quantitative trait loci in inbred backcross lines of *Lycopersicon pimpinellifolium* (LA1589) . *Genome* 45: 1189–1202
- Domínguez T, Hernández ML, Pennycooke JC, Jiménez P, Martínez-Rivas JM, Sanz C, Stockinger EJ, Sánchez-Serrano JJ, Sanmartín M. (2010) Increasing ω -3 desaturase expression in tomato results in altered aroma profile and enhanced resistance to cold stress. *Plant physiology* 153(2): 655–65.
- Donald 1968 C.M. The breeding of crop ideotypes. *Euphytica*, 17 (1968), pp. 385–403
- Dong QL, Liu DD, An XH, Hu DG, Yao YX, Hao YJ. (2011) MdVHP1 encodes an apple vacuolar H⁺-PPase and enhances stress tolerance in transgenic apple callus and tomato. *Journal of plant physiology* 168(17):2124–33.
- Dong Z, Men Y, Li Z, Zou Q, Ji J (2019) Chlorophyll fluorescence imaging as a tool for analyzing the effects of chilling injury on tomato seedlings. *Sci Hort* (Amsterdam) 246: 490–497
- Dorais M, Papadopoulou AP, Gosselin A (2001) Greenhouse tomato fruit quality. *Hortic Rev* 26:239–319.
- Dreissig S, Schiml S, Schindele P, Weiss O, Rutten T, Schubert V, Gladilin E, Mette MF, Puchta H, Houben A. (2017) Live-cell CRISPR imaging in plants reveals dynamic telomere movements. *The Plant Journal* 91(4):565–73.
- Driedonks N, Wolters-Arts M, Huber H, de Boer G-J, Vriezen W, Mariani C, Rieu I (2018) Exploring the natural

- variation for reproductive thermotolerance in wild tomato species. *Euphytica* 214: 67
- Du Y-D, Niu W-Q, Gu X-B, Zhang Q, Cui B-J (2018) Water- and nitrogen-saving potentials in tomato production: A meta-analysis. *Agric Water Manag* 210: 296–303
- Duangjit J, Causse M, Sauvage C (2016) Efficiency of genomic selection for tomato fruit quality. *Mol Breed* 36: 36:29
- Edwards SM, Buntjer JB, Jackson R, Bentley AR, Lage J, Byrne E, Burt C, Jack P, Berry S, Flatman E, et al. (2019) The effects of training population design on genomic prediction accuracy in wheat. *Theoretical Appl Genet* 443267
- El-hady E, Haiba A, El-hamid NRA, Rizkalla A, Phylogenetic AR (2010) Phylogenetic Diversity and Relationships of Some Tomato Varieties by Electrophoretic Protein and RAPD analysis.
- Elvanidi A, Katsoulas N, Augoustaki D, Loulou I, Kittas C (2018) Crop reflectance measurements for nitrogen deficiency detection in a soilless tomato crop. *Biosyst Eng* 176: 1–11
- Endelman JB (2011) Ridge Regression and Other Kernels for Genomic Selection with R Package rrBLUP. *Plant Genome J* 4: 250
- Ercolano MR, Sanseverino W, Carli P, Ferriello F, Fruscianta L (2012) Genetic and genomic approaches for R-gene mediated disease resistance in tomato: retrospects and prospects. *Plant Cell Reports* 31: 973-985
- Eriksson EM, Bovy A, Manning K, Harrison L, Andrews J, De Silva J, Tucker GA, Seymour GB, Thompson J, Tor M, et al. (2004) Effect of the Colorless non-ripening Mutation on Cell Wall Biochemistry and Gene Expression during Tomato Fruit Development and Ripening 1[w]. *Plant Physiol* 136: 4184–4197
- Eshed Y, Gera G, Zamir D (1996) A genome-wide search for wild-species alleles that increase horticultural yield of processing tomato. *Theor Appl Genet* 93: 877-886
- Eshed Y, Zamir D (1995) An Introgression Line Population of *Lycopersicon pennellii* in the Cultivated Tomato Enables the Identification and Fine Mapping of Yield-Associated Qtl Genetics 141: 1147–1162
- Evangelou E, Ioannidis JPA (2013) Meta-analysis methods for genome-wide association studies and beyond. *Nat Rev Genet* 14: 379–389
- Fan ZQ, Ba LJ, Shan W, Xiao YY, Lu WJ, Kuang JF, Chen JY (2018) A banana R2R3-MYB transcription factor MaMYB3 is involved in fruit ripening through modulation of starch degradation by repressing starch degradation-related genes and MabHLH6. *The Plant Journal* 96(6):1191-205.
- Fang C, Fernie AR, Luo J (2018) Exploring the Diversity of Plant Metabolism. *Trends Plant Sci* 24: 83–98
- Fang X, Cui Y, Li Y, Qi Y (2015) Transcription and processing of primary microRNAs are coupled by Elongator complex in Arabidopsis. *Nat Plants* 1: 15075
- Fanwoua J, de Visser PHB, Heuvelink E, Yin X, Struik PC, Marcelis LFM (2013) A dynamic model of tomato fruit growth integrating cell division, cell growth and endoreduplication. *Functional Plant Biology* 40(11) 1098-1114.
- FAO (2015) Coping with climate change – the roles of genetic resources for food and agriculture.
- Farashi S, Kryza T, Clements J, Batra J (2019) Post-GWAS in prostate cancer: from genetic association to biological contribution. *Nat Rev Cancer* 19: 46–59
- Fereres E, Soriano MA (2006) Deficit irrigation for reducing agricultural water use. *J Exp Bot* 58: 147–159
- Fernandes SB, Dias KOG, Ferreira DF, Brown PJ (2018) Efficiency of multi-trait, indirect, and trait-assisted genomic selection for improvement of biomass sorghum. *Theor Appl Genet* 131: 747–755
- Fernandez AI, Viron N, Alhaghdow M, Karimi M, Jones M, Amsellem Z, Sicard A, Czerednik A, Angenent G, Grierson D, May S (2009) Flexible tools for gene expression and silencing in tomato. *Plant Physiology* 151(4):1729-40.
- Fernie AR, Aharoni A, Willmitzer L, Stitt M, Tohge T, Kopka J, Carroll AJ, Saito K, Fraser PD, DeLuca V (2011) Recommendations for Reporting Metabolite Data. *Plant Cell* 23: 2477–2482
- Fernie AR, Schauer N (2009) Metabolomics-assisted breeding: a viable option for crop improvement? *Trends Genet* 25: 39–48
- Finkers R, Bai YL, van den Berg P, van Berloo R, Meijer-Dekens F, ten Have A, van Kan J, Lindhout P, van Heusden AW (2008) Quantitative resistance to *Botrytis cinerea* from *Solanum neorickii*. *Euphytica* 159: 83-92
- Finkers R, van den Berg P, van Berloo R, ten Have A, van Heusden AW, van Kan JAL, Lindhout P (2007) Three QTLs for *Botrytis cinerea* resistance in tomato. *Theoretical and Applied Genetics* 114: 585-593
- Finkers R, Van Heusden AW, Meijer-Dekens F, Van Kan JAL, Maris P, Lindhout P (2007) The construction of a *Solanum habrochaites* LYC4 introgression line population and the identification of QTLs for resistance to *Botrytis cinerea*. *Theor Appl Genet* 114: 1071–1080
- Foolad MR (2007) Genome mapping and molecular breeding of tomato. *Int J Plant Genomics* 2007: 64358
- Foolad MR, Merk HL, Ashrafi H (2008) Genetics, genomics and breeding of late blight and early blight resistance in tomato. *Critical Reviews in Plant Sciences* 27: 75-107

- Foolad MR, Panthee DR (2012) Marker-Assisted Selection in Tomato Breeding. *CRC Crit Rev Plant Sci* 31: 93–123
- Foolad MR, Sullenberger MT, Ohlson EW, Gugino BK (2014) Response of accessions within tomato wild species, *Solanum pimpinellifolium* to late blight. *Plant Breeding* 133: 401–411
- Foolad MR, Zhang LP, Khan AA, Nino-Liu D, Lin GY (2002) Identification of QTLs for early blight (*Alternaria solani*) resistance in tomato using backcross populations of a *Lycopersicon esculentum* x *L. hirsutum* cross. *Theoretical and Applied Genetics* 104: 945–958
- Fragkostefanakis S, Mesihovic A, Simm S, Paupière MJ, Hu Y, Paul P, Mishra SK, Tschiersch B, Theres K, Bovy A, et al. (2016) HsfA2 Controls the Activity of Developmentally and Stress-Regulated Heat Stress Protection Mechanisms in Tomato Male Reproductive Tissues. *Plant Physiol* 170: 2461–77
- Fragkostefanakis S, Röth S, Schleiff E, Scharf KD (2015) Prospects of engineering thermotolerance in crops through modulation of heat stress transcription factor and heat shock protein networks. *Plant Cell Environ* 38: 1881–1895
- Frary A, Doganlar S, Daunay MC, Tanksley SD (2003) QTL analysis of morphological traits in eggplant and implications for conservation of gene function during evolution of solanaceous species. *Theor Appl Genet* 107: 359–370
- Frary A, Fulton TM, Zamir D, Tanksley SD (2004) Advanced backcross QTL analysis of a *Lycopersicon esculentum* x *L. pennellii* cross and identification of possible orthologs in the Solanaceae. *Theor Appl Genet* 108: 485–496
- Frary A, Keleş D, Pinar H, Göl D, Doğanlar S (2011) NaCl tolerance in *Lycopersicon pennellii* introgression lines: QTL related to physiological responses. *Biol Plant*. 55: 461–468.
- Frary A, Nesbitt TC, Frary A, Grandillo S, Van Der Knaap E, Cong B, Liu J, Meller J, Elber R, Alpert KB, et al. (2000) fw2.2: A quantitative trait locus key to the evolution of tomato fruit size. *Science* (80-) 289: 85–88
- Frary A, Göl D, Keleş D, Ökmen B, Pinar H, Şığva HÖ et al. (2010) Salt tolerance in *Solanum pennellii*: antioxidant response and related QTL. *BMC Plant Biol*. 10: 58.
- Fridman E, Carrari F, Liu YS, Fernie AR, Zamir D (2004) Zooming in on a quantitative trait for tomato yield using interspecific introgressions. *Science* (80-) 305: 1786–1789
- Fridman E, Liu YS, Carmel-Goren L, Gur A, Shoshitaishvili M, Pleban T, Eshed Y, Zamir D (2002) Two tightly linked QTLs modify tomato sugar content via different physiological pathways. *Mol Genet Genomics* 266: 821–826
- Fridman E, Pleban T, Zamir D (2000) A recombination hotspot delimits a wild-species quantitative trait locus for tomato sugar content to 484 bp within an invertase gene. *Proc Natl Acad Sci* 97: 4718–4723
- Fridman E, Zamir D (2003) Functional divergence of a syntenic invertase gene family in tomato, potato, and Arabidopsis. *Plant Physiol* 131: 603–9
- Fry WE, Goodwin SB (1997) Re-emergence of potato and tomato late blight in the United States. *Plant Disease* 81: 1349–1357
- Fujita M, Fujita Y, Noutoshi Y, Takahashi F, Narusaka Y, Yamaguchi-Shinozaki K, Shinozaki K (2006) Crosstalk between abiotic and biotic stress responses: a current view from the points of convergence in the stress signaling networks. *Curr Opin Plant Biol* 9: 436–442
- Fulop D, Ranjan A, Ofner I, Covington MF, Chitwood DH, West D, Ichihashi Y, Headland L, Zamir D, Maloof JN, et al. (2016) A New Advanced Backcross Tomato Population Enables High Resolution Leaf QTL Mapping and Gene Identification. *G3: Genes|Genomes|Genetics* 6: 3169–3184
- Fulton TM (2002) Identification, Analysis, and Utilization of Conserved Ortholog Set Markers for Comparative Genomics in Higher Plants. *Plant Cell* 14: 1457–1467
- Fulton TM, Beck-Bunn T, Emmatty D, Eshed Y, Lopez J, Petiard V, Uhlig J, Zamir D, Tanksley SD (1997) QTL analysis of an advanced backcross of *Lycopersicon peruvianum* to the cultivated tomato and comparisons with QTLs found in other wild species. *Theor Appl Genet* 95: 881–894
- Fulton TM, Grandillo S, Beck-Bunn T, Fridman E, Frampton A, Lopez J, Petiard V, Uhlig J, Zamir D, Tanksley SD (2000) Advanced backcross QTL analysis of a *Lycopersicon esculentum* x *Lycopersicon parviflorum* cross. *Theor Appl Genet* 100: 1025–1042
- Gaj T, Gersbach CA, Barbas CF (2013) ZFN, TALEN, and CRISPR/Cas-based methods for genome engineering. *Trends Biotechnol*. 31(7):397–405.
- Gallusci P, Hodgman C, Teyssier E, Seymour GB (2016) DNA Methylation and Chromatin Regulation during Fleshy Fruit Development and Ripening. *Front Plant Sci* 7: 807
- Gao C, Ju Z, Cao D, Zhai B, Qin G, Zhu H, Fu D, Luo Y, Zhu B (2015) MicroRNA profiling analysis throughout tomato fruit development and ripening reveals potential regulatory role of RIN on microRNAs accumulation. *Plant Biotechnol J* 13: 370–382
- Garcia V, Bres C, Just D, Fernandez L, Tai FWJ, Mauxion JP, Le Paslier MC, Bérard A, Brunel D, Aoki K, et al. (2016) Rapid identification of causal mutations in tomato EMS populations via mapping-by-sequencing. *Nat*

Protoc 11: 2401–2418

- Gauffier C, Lebaron C, Moretti A, Constant C, Moquet F, Bonnet G, Caranta C, Gallois J-L (2016) A TILLING approach to generate broad-spectrum resistance to potyviruses in tomato is hampered by *eIF4E* gene redundancy. *Plant J* 85: 717–729
- Gautier H, Diakou-Verdin V, Bénard C, Reich M, Buret M, Bourgaud F, Poëssel JL, Caris-Veyrat C, Génard M (2008) How Does Tomato Quality (Sugar, Acid, and Nutritional Quality) Vary with Ripening Stage, Temperature, and Irradiance? *J Agric Food Chem* 56: 1241–1250
- Génard M, Bertin N, Gautier H, Lescourret F, Quilot B (2010) Virtual profiling: a new way to analyse phenotypes. *Plant J* 62: 344–355
- Génard M, Lescourret F (2004) Modelling fruit quality: ecophysiological, agronomical and ecological perspectives. In : R. Dris and S.M. Jain (eds), *Production practices and quality assessment of food crops*, Vol. 1, “Preharvest practice”, Kluwer Academic Publisher, Netherlands, 47–82.
- Génard M, Memmah M-M, Quilot-Turion B, Vercambre G, Baldazzi V, Le Bot J, Bertin N, Gautier H, Lescourret F, Pagès L (2016) Process-Based Simulation Models Are Essential Tools for Virtual Profiling and Design of Ideotypes: Example of Fruit and Root. In *Crop Systems Biology: Narrowing the gaps between crop modelling and genetics*, Yin, Xinyou, Struik, Paul C. (Eds.), pp.83-104
- Gerszberg A, Hnatuszko-Konka K, Kowalczyk T, Kononowicz AK (2015) Tomato (*Solanum lycopersicum* L.) in the service of biotechnology. *Plant Cell, Tissue and Organ Culture* 120(3): 881–902.
- Geshnizjani N, Ghaderi-Far F, Willems LAJ, Hilhorst HWM, and Ligterink W (2018) Characterization of and genetic variation for tomato seed thermo-inhibition and thermo-dormancy. *BMC Plant Biol.* 18: 229.
- Gest N, Gautier H, Stevens R (2013) Ascorbate as seen through plant evolution: the rise of a successful molecule? *Journal of Experimental Botany* 64: 33–53
- Gianola D, Kaam JBCHM van (2008) Reproducing Kernel Hilbert Spaces Regression Methods for Genomic Assisted Prediction of Quantitative Traits. *Genetics* 178: 2289
- Giovannoni J, Nguyen C, Ampofo B, Zhong S, Fei Z (2017) The Epigenome and Transcriptional Dynamics of Fruit Ripening. *Annu Rev Plant Biol* 68: 61–84
- Giovannucci E (1999) Tomatoes, Tomato-Based Products, Lycopene, and Cancer: Review of the Epidemiologic Literature. *J Natl Cancer Inst* 91: 317–331
- Giroux RW, Filion WG (1992) A comparison of the chilling-stress response in two differentially tolerant cultivars of tomato (*Lycopersicon esculentum*). *Biochem Cell Biol* 70: 191–198
- Goff SA, Klee HJ (2006) Plant volatile compounds: Sensory cues for health and nutritional value? *Science* 311: 815–819
- Gonatopoulos-Pournatzis T, Cowling VH (2015) Cap-binding complex (CBC). *Biochem J* 458: 185–185
- Goodwin S, McPherson JD, McCombie WR (2016) Coming of age: Ten years of next-generation sequencing technologies. *Nat Rev Genet* 17: 333–351
- Goyer A, Illarionova V, Roje S, Fischer M, Bacher A, Hanson AD (2004) The Role of Phylogenetics in Comparative Genetics. *Plant Physiol* 135: 103–111
- Grandillo S, Cammareri M (2016) Molecular Mapping of Quantitative Trait Loci in Tomato. *The tomato genome*. Springer, Berlin, Heidelberg, pp 39–73
- Grandillo S, Chetelat R, Knapp S, Spooner D, Peralta I, Cammareri M, Perez O, Termolino P, Tripodi P, Chiusano ML, et al. (2011) *Solanum* sect. *Lycopersicon*. *Wild Crop Relat. Genomic Breed. Resour.* Springer Berlin Heidelberg, Berlin, Heidelberg, pp 129–215
- Grandillo S, Ku HM, Tanksley SD (1996) Characterization of fs8.1, a major QTL influencing fruit shape in tomato. *Mol Breed* 2: 251–260
- Grandillo S, Ku HM, Tanksley SD (1999) Identifying the loci responsible for natural variation in fruit size and shape in tomato. *Theor Appl Genet* 99: 978–987
- Grandillo S, Tanksley SD (1996a) Genetic analysis of RFLPs, GATA microsatellites and RAPDs in a cross between *L. esculentum* and *L. pimpinellifolium*. *Theor Appl Genet* 92: 957–965
- Grandillo S, Tanksley SD (1996b) QTL analysis of horticultural traits differentiating the cultivated tomato from the closely related species *Lycopersicon pimpinellifolium*. *Theor Appl Genet* 92: 935–951
- Grandillo S, Termolino P, van der Knaap E (2013) Molecular Mapping of Complex Traits in Tomato. *Genet. Genomics, Breed. Tomato*. Science Publishers, pp 150–227
- Grierson D (2016) Identifying and silencing tomato ripening genes with antisense genes. *Plant biotechnology journal* 14(3): 835–838.
- Grilli G, Trevizan Braz L, Gertrudes E, and Lemos M (2007) QTL identification for tolerance to fruit set in tomato by AFLP markers. *Crop Breed Appl Biotechnol.* 7: 234–241.
- Grimson A, Srivastava M, Fahey B, Woodcroft BJ, Chiang HR, King N, Degnan BM, Rokhsar DS, Bartel DP (2008) Early origins and evolution of microRNAs and Piwi-interacting RNAs in animals. *Nature* 455: 1193–1197

- Grolier P, Rock E (1998) Composition of tomato in antioxidants: variations and methodology. Proc. Tomato Heal. Semin. Pamplona, Spain. pp 25–28
- Grotewold E, Chamberlin M, Snook M, Siame B, Butler L, Swenson J, Maddock S, St Clair G, Bowen B, Hughes S, et al. (1998) Engineering secondary metabolism in maize cells by ectopic expression of transcription factors. *Plant Cell* 10: 721–40
- Guan Y, Stephens M (2008) Practical issues in imputation-based association mapping. *PLoS Genet.* doi: 10.1371/journal.pgen.1000279
- Guichard S, Bertin N, Leonardi C, Gary C (2001) Tomato fruit quality in relation to water and carbon fluxes. *Agronomie* 21: 385–392
- Guichard S, Gary C, Leonardi C, Bertin N (2005) Analysis of Growth and Water Relations of Tomato Fruits in Relation to Air Vapor Pressure Deficit and Plant Fruit Load. *J Plant Growth Regul* 24: 201–213
- Gundersen V, McCall D, Bechmann IE (2001) Comparison of major and trace element concentrations in Danish greenhouse tomatoes (*Lycopersicon esculentum* Cv. Aromata F1) cultivated in different substrates. *J Agric Food Chem* 49: 3808–15
- Gupta A, Pal RK, Rajam MV (2013) Delayed ripening and improved fruit processing quality in tomato by RNAi-mediated silencing of three homologs of 1-aminopropane-1-carboxylate synthase gene. *Journal of Plant Physiology* 170(11):987-95.
- Gur A, Osorio S, Fridman E, Fernie AR, Zamir D (2010) hi2-1, A QTL which improves harvest index, earliness and alters metabolite accumulation of processing tomatoes. *Theor Appl Genet* 121: 1587–1599
- Gur A, Semel Y, Osorio S, Friedmann M, Seekh S, Ghareeb B et al. (2011) Yield quantitative trait loci from wild tomato are predominately expressed by the shoot. *Theor Appl Genet.* 122: 405–420.
- Gur A, Zamir D (2015) Mendelizing all Components of a Pyramid of Three Yield QTL in Tomato. *Front Plant Sci.* 6:1096. doi: 10.3389/fpls.2015.01096.
- Haanstra JPW, Wye C, Verbakel H, Meijer-Dekens F, Van Den Berg P, Odinet P, Van Heusden AW, Tanksley S, Lindhout P, Peleman J (1999) An integrated high-density RFLP-AFLP map of tomato based on two *Lycopersicon esculentum* x *L. pennellii* F2 populations. *Theor Appl Genet* 99: 254–271
- Habier D, Fernando RL, Kizilkaya K, Garrick DJ (2011) Extension of the bayesian alphabet for genomic selection. *BMC Bioinformatics* 12: 186
- Haggard JE, Johnson EB, St. Clair DA (2013) Linkage Relationships Among Multiple QTL for Horticultural Traits and Late Blight (*P. infestans*) Resistance on Chromosome 5 Introgressed from Wild Tomato *Solanum habrochaites*. *G3 Genes|Genomes|Genetics* 3: 2131–2146
- Halperin E, Stephan DA (2009) SNP imputation in association studies. *Nat Biotechnol* 27: 349–351
- Hamilton JP, Sim S-C, Stoffel K, Van Deynze A, Buell CR, Francis DM (2012) Single Nucleotide Polymorphism Discovery in Cultivated Tomato via Sequencing by Synthesis. *Plant Genome J* 5: 17
- Han P, Lavoie A-V, Le Bot J, Amiens-Desneux E, Desneux N (2015) Nitrogen and water availability to tomato plants triggers bottom-up effects on the leafminer *Tuta absoluta*. *Sci Rep* 4: 4455
- Hanson AD, Gregory III JF (2002) Synthesis and turnover of folates in plants. *Curr Opin Plant Biol* 5: 244–249
- Hanson PM, Yang R, Wu J, Chen J, Ledesma D, Tsou SCS, Lee T-C (2004) Variation for Antioxidant Activity and Antioxidants in Tomato. *J Am Soc Hortic Sci* 129: 704–711
- Hanssen IM, Thomma B (2010) *Pepino mosaic virus*: a successful pathogen that rapidly evolved from emerging to endemic in tomato crops. *Molecular Plant Pathology* 11: 179-189
- Hanssens J, De Swaef T, Steppe K (2015) High light decreases xylem contribution to fruit growth in tomato. *Plant, Cell and Environment*, 38, 487–498.
- Harborne JB (1988) *The Flavonoids : advances in research since 1980*. Chapman and Hall
- Harborne JB (1994) *The Flavonoids. Advances in research since 1986*, 1st ed. Chapman Hall, London
- Harborne JB, Williams CA (2000) Advances in flavonoid research since 1992. *Phytochemistry* 55: 481–504
- Harvell CD, Mitchell CE, Ward JR, Altizer S, Dobson AP, Ostfeld RS, Samuel MD (2002) Climate warming and disease risks for terrestrial and marine biota. *Science* 296: 2158–62
- Haseneyer G, Schmutzer T, Seidel M, Zhou R, Mascher M, Schön CC, Taudien S, Scholz U, Stein N, Mayer KFX, et al. (2011) From RNA-seq to large-scale genotyping - genomics resources for rye (*Secale cereale* L.). *BMC Plant Biol* 11: 131
- Hayashi T, Iwata H (2010) EM algorithm for Bayesian estimation of genomic breeding values. *BMC Genet* 11: 3
- He S, Schulthess AW, Mirdita V, Zhao Y, Korzun V, Bothe R, Ebmeyer E, Reif JC, Jiang Y (2016) Genomic selection in a commercial winter wheat population. *Theor Appl Genet* 129: 641–651
- He Y (2012) Chromatin regulation of flowering. *Trends Plant Sci* 17: 556–562
- Heslot N, Yang HP, Sorrells ME, Jannink JL (2012) Genomic selection in plant breeding: A comparison of models. *Crop Sci* 52: 146–160
- Hess M, Druet T, Hess A, Garrick D (2017) Fixed-length haplotypes can improve genomic prediction accuracy in

- an admixed dairy cattle population. *Genet Sel Evol* 49: 54
- Heuvelink E (2005) Tomatoes. CABI Pub
- Heuvelink E. and Bertin N (1994) Dry matter partitioning in a tomato crop: comparison of two simulation models. *J. Hort. Sci.* 69:885-903.
- Hill M, Tran N (2018) MicroRNAs Regulating MicroRNAs in Cancer. *Trends in Cancer* 4: 465–468
- Ho LC (1996) The mechanism of assimilate partitioning and carbohydrate compartmentation in fruit in relation to the quality and yield of tomato. *J Exp Bot* 47: 1239–1243
- Hobson G, Grierson D (1993) Tomato. *Biochem. Fruit Ripening*. Springer Netherlands, Dordrecht, pp 405–442
- Hobson GE, Bedford L (1989) The composition of cherry tomatoes and its relation to consumer acceptability. *J Hort Sci* 64: 321–329
- Hospital F, Charcosset A (1997) Marker-assisted introgression of Quantitative Trait Loci. *Genetics* 147: 1469-1485.
- Hospital F, Chevalet C, Mulsant P (1992) Using markers in gene introgression breeding programs. *Genetics* 132: 1199-1210.
- How Kit A, Boureau L, Stammitti-Bert L, Rolin D, Teyssier E, Gallusci P (2010) Functional analysis of SIEZ1 a tomato Enhancer of zeste (E(z)) gene demonstrates a role in flower development. *Plant Mol Biol* 74: 201–213
- Huang BE, George AW, Forrest KL, Kilian A, Hayden MJ, Morell MK, Cavanagh CR (2012) A multiparent advanced generation inter-cross population for genetic analysis in wheat. *Plant Biotechnol J* 10: 826–839
- Huang WJ, Liu HK, McCormick S, Tang WH (2014) Tomato pistil factor STIG1 promotes in vivo pollen tube growth by binding to phosphatidylinositol 3-phosphate and the extracellular domain of the pollen receptor kinase LePRK2. *The Plant Cell* 26(6):2505-23.
- Huang Z, van der Knaap E (2011) Tomato fruit weight 11.3 maps close to fasciated on the bottom of chromosome 11. *Theor Appl Genet* 123: 465–474
- Hutton SF, Scott JW, Yang WC, Sim SC, Francis DM, Jones JB (2010) Identification of QTL associated with resistance to bacterial spot race T4 in tomato. *Theor and Appl Genet* 121: 1275-1287
- Isidro J, Jannink J-L, Akdemir D, Poland J, Heslot N, Sorrells ME (2015) Training set optimization under population structure in genomic selection. *Theor Appl Genet* 128: 145–158
- Islam MN, Hasanuzzaman ATM, Zhang Z-F, Zhang Y, Liu T-X (2017) High Level of Nitrogen Makes Tomato Plants Releasing Less Volatiles and Attracting More Bemisia tabaci (Hemiptera: Aleyrodidae). *Front Plant Sci* 8: 466
- Ito Y, Nishizawa-Yokoi A, Endo M, Mikami M, Shima Y, Nakamura N, Kotake-Nara E, Kawasaki S, Toki S (2017) Re-evaluation of the rin mutation and the role of RIN in the induction of tomato ripening. *Nat Plants* 3(11):866-874.
- Iwata H, Jannink JL (2010) Marker genotype imputation in a low-marker-density panel with a high-marker-density reference panel: Accuracy evaluation in barley breeding lines. *Crop Sci* 50: 1269–1278
- Janse J, Schols M (1995) Une préférence pour un goût sucré et non farineux. *Groenten + Fruit* 26:16-17.
- Jatoi SA, Fujimura T, Yamanaka S, Watanabe J, Watanabe KN, Watanabe KN (2008) Potential loss of unique genetic diversity in tomato landraces by genetic colonization of modern cultivars at a non-center of origin. *Plant Breed* 127: 189–196
- Jha UC, Bohra A, Jha R (2017) Breeding approaches and genomics technologies to increase crop yield under low-temperature stress. *Plant Cell Rep* 36: 1–35
- Jiang Y, Schmidt RH, Reif JC (2018) Haplotype-Based Genome-Wide Prediction Models Exploit Local Epistatic Interactions Among Markers. *G3 Genes|Genomes|Genetics* 8: g3.300548.2017
- Jiménez-Gómez JM, Alonso-Blanco C, Borja A, Anastasio G, Angosto T, Lozano R, Martínez-Zapater JM (2007) Quantitative genetic analysis of flowering time in tomato. *Genome* 50: 303–315
- Johansson L, Haglund Å, Berglund L, Lea P, Risvik E (1999) Preference for tomatoes, affected by sensory attributes and information about growth conditions. *Food Qual Prefer* 10: 289–298
- Johnstone PR, Hartz TK, LeStrange M, Nunez JJ, Miyao EM (2005) Managing fruit soluble solids with late-season deficit irrigation in drip-irrigated processing tomato production. *HortScience* 40: 1857–1861
- Jonas E, de Koning D-J (2013) Does genomic selection have a future in plant breeding? *Trends Biotechnol* 31: 497–504
- Jones JB (1986) Survival of *Xanthomonas campestris* pv. *vesicatoria* in Florida on Tomato Crop Residue, Weeds, Seeds, and Volunteer Tomato Plants. *Phytopathology* 76: 430
- Jones JW, Dayan E, Allen LH, Van Keulen H, Challa H (1991) A dynamic tomato growth and yie1d model (Tomgro). *American Society Agricultural Engineers* 34: 663-672
- Kabelka E, Franchino B, Francis DM (2002) Two loci from *Lycopersicon hirsutum* LA407 confer resistance to strains of *Clavibacter michiganensis* subsp *michiganensis*. *Phytopathology* 92: 504-510
- Kader AA, Morris LL, Stevens MA, Albright-Holton M (1978) Composition and flavor quality of fresh quality of

- fresh market tomatoes as influenced by some postharvest handling procedures. *J Am Soc Hortic Sci* 103: 6–13
- Kamal HM, Takashina T, Egashira H, Satoh H, Imanishi S (2001) Introduction of aromatic fragrance into cultivated tomato from the “peruvianum complex.” *Plant Breed* 120: 179–181
- Kang BC, Yeam I, Li HX, Perez KW, Jahn MM (2007) Ectopic expression of a recessive resistance gene generates dominant potyvirus resistance in plants. *Plant Biotechnology Journal* 5: 526–536
- Karimi Z, Sargolzaei M, Robinson JAB, Schenkel FS (2018) Assessing haplotype-based models for genomic evaluation in Holstein cattle. *Can J Sci* 1–10
- Karlova R, Van Haarst JC, Maliepaard C, Van De Geest H, Bovy AG, Lammers M, Angenent GC, De Maagd RA (2013) Identification of microRNA targets in tomato fruit development using high-throughput sequencing and degradome analysis. *J Exp Bot* 64: 1863–1878
- Kawchuk LM, Hachey J, Lynch DR, Kulcsar F, Van Rooijen G, Waterer DR, Robertson A, Kokko E, Byers R, Howard RJ, et al. (2001) Tomato Ve disease resistance genes encode cell surface-like receptors. *Proc Natl Acad Sci U S A* 98: 6511–6515
- Kazmi RH, Khan N, Willems LAJ, Van Heusden AW, Ligterink W, Hilhorst HWM (2012) Complex genetics controls natural variation among seed quality phenotypes in a recombinant inbred population of an interspecific cross between *Solanum lycopersicum* × *Solanum pimpinellifolium*. *Plant, Cell Environ.* 35: 929–951.
- Kazmi RH, Khan N, Willems LAJ, Van Heusden AW, Ligterink W, Hilhorst HWM (2012) Complex genetics controls natural variation among seed quality phenotypes in a recombinant inbred population of an interspecific cross between *Solanum lycopersicum* × *Solanum pimpinellifolium*. *Plant, Cell Environ* 35: 929–951
- Keller M, Simm S (2018) The coupling of transcriptome and proteome adaptation during development and heat stress response of tomato pollen. *BMC Genomics* 19: 447
- Kenchanmane Raju SK, Barnes AC, Schnable JC, Roston RL (2018) Low-temperature tolerance in land plants: Are transcript and membrane responses conserved? *Plant Sci* 276: 73–86
- Kenneth J. Boote; Maria R. Rybak; Johan M.S. Scholberg; James W. Jones (2012) Improving the CROPGRO-Tomato Model for Predicting Growth and Yield Response to Temperature. *HortScience* 47:1038-1049
- Khan TA, Fariduddin Q, Yusuf M (2015) *Lycopersicon esculentum* under low temperature stress: an approach toward enhanced antioxidants and yield. *Environ Sci Pollut Res* 22: 14178–14188
- Kimbara J, Ohyama A, Chikano H, Ito H, Hosoi K, Negoro S, Miyatake K, Yamaguchi H, Nunome T, Fukuoka H, et al. (2018) QTL mapping of fruit nutritional and flavor components in tomato (*Solanum lycopersicum*) using genome-wide SSR markers and recombinant inbred lines (RILs) from an intra-specific cross. *Euphytica* 214: 210
- Kinkade MP, Foolad MR (2013) Validation and fine mapping of lyc12.1, a QTL for increased tomato fruit lycopene content. *Theor Appl Genet* 126: 2163–2175
- Kissoudis C, Chowdhury R, van Heusden S, van de Wiel C, Finkers R, Visser RGF, Bai Y, van der Linden G (2015) Combined biotic and abiotic stress resistance in tomato. *Euphytica* 202: 317–332
- Klee HJ (2010) Improving the flavor of fresh fruits: genomics, biochemistry, and biotechnology. *New Phytol.* 187, 44–56.
- Klee HJ (2013) Purple tomatoes: Longer lasting, less disease, and better for you. *Curr Biol* 23: R520–R521
- Klee HJ, Tieman DM (2013) Genetic challenges of flavor improvement in tomato. *Trends Genet* 29: 257–262
- Klee HJ, Tieman DM (2018) The genetics of fruit flavour preferences. *Nat Rev Genet* 19: 347–356
- Klein RJ, Zeiss C, Chew EY, Tsai J-Y, Sackler RS, Haynes C, Henning AK, Paul SanGiovanni J, Mane SM, Mayne ST, et al. (2005) Complement Factor H Polymorphism in Age-Related Macular Degeneration. *Science* 308: 385–389
- Kooke R, Kruijer W, Bours R, Becker F, Kuhn A, van de Geest H, Buntjer J, Doeswijk T, Guerra J, Bouwmeester H, et al. (2016) Genome-Wide Association Mapping and Genomic Prediction Elucidate the Genetic Architecture of Morphological Traits in Arabidopsis. *Plant Physiol* 170: 2187–2203
- Kopeliovitch E, Mizrahi Y, Rabinowitch HD, Kedar N (1980) Physiology of the tomato mutant alcobaca. *Physiol Plant* 48: 307–311
- Korte A, Vilhjálmsson BJ, Segura V, Platt A, Long Q, Nordborg M (2012) A mixed-model approach for genome-wide association studies of correlated traits in structured populations. *Nat Genet* 44: 1066–1071
- Kover PX, Valdar W, Trakalo J, Scarcelli N, Ehrenreich IM, Purugganan MD, Durrant C, Mott R (2009) A Multiparent Advanced Generation Inter-Cross to Fine-Map Quantitative Traits in *Arabidopsis thaliana*. *PLoS Genet* 5: e1000551
- Kozukue N, Friedman M (2003) Tomatine, chlorophyll, β-carotene and lycopene content in tomatoes during growth and maturation. *J Sci Food Agric* 83: 195–200

- Kramer M, Sanders R, Bolkan H, Waters C, Sheeny RE, Hiatt WR (1992) Postharvest evaluation of transgenic tomatoes with reduced levels of polygalacturonase: processing, firmness and disease resistance. *Postharvest Biology and Technology* 1(3):241-55.
- Kramer MG, Redenbaugh K (1994) Commercialization of a tomato with an antisense polygalacturonase gene: The FLAVR SAVR? tomato story. *Euphytica* 79: 293–297
- Krieger U, Lippman ZB, Zamir D (2010) The flowering gene SINGLE FLOWER TRUSS drives heterosis for yield in tomato. *Nat Genet* 42: 459–463
- Kromdijk J, Bertin N, Heuvelink E, Molenaar J, de Visser PHB, Marcelis LFM, Struik PC (2013) Crop management impacts the efficiency of QTL detection and use - case study of fruit load x QTL interactions. *Journal of Experimental Botany* doi: 10.1093/jxb/ert365.
- Kropff MJ, Haverkort AJ, Aggarwal PK and Kooman PL (1995) Using systems approaches to design and evaluate ideotypes for specific environments. In: J. Bouma, BAM. Bouman, JC. Luyten and HG. Zandstra (eds.). *Eco-regional approaches for sustainable land use and food production*. Dordrecht, Netherlands: Kluwer Academic Publ. 417-435.
- Kumar M, Ashok, I, Chandrawat S (2016) Gene Pyramiding: An Overview. *International Journal of Current Research in Biosciences and Plant Biology*. DOI 10.20546/ijcrbp.2016.307.004
- Kusmec A, Srinivasan S, Nettleton D, Schnable PS (2017) Distinct genetic architectures for phenotype means and plasticities in *Zea mays*. *Nat Plants* 3: 715–723
- Labate JA, Grandillo S, Fulton T, Muñoz S, Caicedo AL, Peralta I, Ji Y, Chetelat RT, Scott JW, Gonzalo MJ, et al. (2007) Tomato. In C Kole, ed, *Vegetables*. Springer Berlin Heidelberg, Berlin, Heidelberg, pp 1–125
- Lanfermeijer FC, Warmink J, Hille J (2005) The products of the broken *Tm-2* and the durable *Tm-2(2)* resistance genes from tomato differ in four amino acids. *Journal of Experimental Botany* 56: 2925-2933
- Lang Z, Wang Y, Tang K, Tang D, Datsenka T, Cheng J, Zhang Y, Handa AK, Zhu JK (2017) Critical roles of DNA demethylation in the activation of ripening-induced genes and inhibition of ripening-repressed genes in tomato fruit. *Proceedings of the National Academy of Sciences* 114(22):E4511-9.
- Langlois D, Etiévant PX, Pierron P, Jorrot A (1996) Sensory and instrumental characterisation of commercial tomato varieties. *Eur Food Res Technol* 203: 534–540
- Lapidot M, Karniel U, Gelbart D, Fogel D, Evenor D, Kutsher Y, Makhbash Z, Nahon S, Shlomo H, Chen L, Reuveni M, Levin I (2015) A Novel Route Controlling Begomovirus Resistance by the Messenger RNA Surveillance Factor *Pelota*. *PLoS Genetics* 11
- Larbat R, Olsen KM, Slimestad R, Løvdaal T, Bénard C, Verheul M, Bourgaud F, Robin C, Lillo C (2012) Influence of repeated short-term nitrogen limitations on leaf phenolics metabolism in tomato. *Phytochemistry* 77: 119–128
- Laterrot H (1996) Twenty-one near isogenic lines in Moneymaker type with different genes for disease resistances. *Rep Tomato Genet Coop* 46: 34
- Laterrot H (2000) Disease resistance in tomato: practical situation. *Acta Physiologiae Plantarum* 22: 328-331
- Laterrot H, Moretti A (1989) Linkage between *Pto* and susceptibility to fenthion. *Tomato Genet. Coop. Rep.* 39: 21-22
- Le LQ, Lorenz Y, Scheurer S, Fötisch K, Enrique E, Bartra J, Biemelt S, Vieths S, Sonnewald U (2006) Design of tomato fruits with reduced allergenicity by dsRNAi-mediated inhibition of ns-LTP (*Lyc e 3*) expression. *Plant Biotechnology Journal* 4(2):231-42.
- Lecompte F, Abro MA, Nicot PC (2010) Contrasted responses of *Botrytis cinerea* isolates developing on tomato plants grown under different nitrogen nutrition regimes. *Plant Pathol* 59: 891–899
- Lecompte F, Nicot PC, Ripoll J, Abro MA, Raimbault AK, Lopez-Lauri F, Bertin N (2017) Reduced susceptibility of tomato stem to the necrotrophic fungus *Botrytis cinerea* is associated with a specific adjustment of fructose content in the host sugar pool. *Annals of Botany* 119: 931-943
- Lecomte L, V Saliba-Colombani, A Gautier, MC Gomez-Jimenez, P Duffé, M Buret, M Causse (2004a) Fine mapping of QTLs for the fruit architecture and composition in fresh market tomato, on the distal region of the long arm of chromosome 2. *Molecular Br* 13: 1-14
- Lecomte L, P Duffé, M Buret, B Servin, F Hospital, M Causse (2004b) Marker-assisted introgression of 5 QTLs controlling fruit quality traits into three tomato lines revealed interactions between QTLs and genetic backgrounds. *Theor. Appl. Genet.* 109: 658-668
- Lee DR (1990) A unidirectional water flux model of fruit growth. *Can. J. Bot.* 68:1286-1290
- Lee JT, Prasad V, Yang PT, Wu JF, David Ho TH, Charng YY, Chan MT (2003) Expression of Arabidopsis CBF1 regulated by an ABA/stress inducible promoter in transgenic tomato confers stress tolerance without affecting yield. *Plant, Cell & Environment* 26(7):1181-90.
- Lee SY, Luna-Guzman I, Chang S, Barrett DM, Guinard JX (1999) Relating descriptive analysis and instrumental texture data of processed diced tomatoes. *Food Qual Pref* 10:447-455.

- Lefebvre V, Boissot N, Gallois J-L (2018) Host plant resistance to pests and pathogens, the genetic leverage in integrated pest and disease management. In: Gullino ML, Albajes R, Nicot P, van Lenteren JC (eds) Pest and Disease Management in Greenhouse Crops. Developments in Plant Pathology. Springer International Publishing
- Length F (2011) Genetic diversity in 14 tomato (*Lycopersicon esculentum* Mill.) varieties in Nigerian markets by RAPD-PCR technique. African Journal Of Biotechnology 10(11):4961-4967
- Leonardi C, Ambrosino P, Esposito F, Fogliano V (2000) Antioxidative activity and carotenoid and tomatine contents in different typologies of fresh consumption tomatoes. J Agric Food Chem 48: 4723–4727
- Letort V, Mahe P, Cournede PH, De Reffye P and Courtois B (2008) Quantitative genetics and functional-structural plant growth models: Simulation of quantitative trait loci detection for model parameters and application to potential yield optimization. Ann Bot-London 101: 1243-1254
- Levin I, Gilboa N, Yeselson E, Shen S, Schaffer AA (2000) Fgr, a major locus that modulates the fructose to glucose ratio in mature tomato fruits. Theor Appl Genet 100: 256–262
- Li J, Liu L, Bai Y, Zhang P, Finkers R, D, Y, et al. (2011) Seedling salt tolerance in tomato. *Euphytica*. 178: 403–414.
- Li T, Yang X, Yu Y, Si X, Zhai X, Zhang H, Dong W, Gao C, Xu C (2018) Domestication of wild tomato is accelerated by genome editing. Nature biotechnology 36, 1160–1163
- Lin KH, Yeh WL, Chen HM, Lo HF (2010) Quantitative trait loci influencing fruit-related characteristics of tomato grown in high-temperature conditions. *Euphytica*. 174: 119–135.
- Lin T, Zhu G, Zhang J, Xu X, Yu Q, Zheng Z, Zhang Z, Lun Y, Li S, Wang X, et al. (2014) Genomic analyses provide insights into the history of tomato breeding. Nat Genet 46: 1220–1226
- Lippman ZB, Zamir D (2007) Heterosis: revisiting the magic. Trends Genet 23: 60–66
- Lisec J, Schauer N, Kopka J, Willmitzer L, Fernie AR (2006) Gas chromatography mass spectrometry-based metabolite profiling in plants. Nat Protoc 1: 387–396
- Liu H, Genard M, Guichard S, Bertin N (2007) Model-assisted analysis of tomato fruit growth in relation to carbon and water fluxes. Journal of Experimental Botany 58:3567-3580.
- Liu HJ, Yan J (2019) Crop genome-wide association study: a harvest of biological relevance. Plant J 97: 8–18
- Liu J, Van Eck J, Cong B, Tanksley SD (2002) A new class of regulatory genes underlying the cause of pear-shaped tomato fruit. Proc Natl Acad Sci 99: 13302–13306
- Liu Y, Zhou T, Ge H, Pang W, Gao L, Ren L et al. (2016) SSR Mapping of QTLs Conferring Cold Tolerance in an Interspecific Cross of Tomato. Int J Genomics. 2016: 1–6.
- Liu Z, Alseekh S, Brotman Y, Zheng Y, Fei Z, Tieman DM, Giovannoni JJ, Fernie AR, Klee HJ (2016) Identification of a *Solanum pennellii* Chromosome 4 Fruit Flavor and Nutritional Quality-Associated Metabolite QTL. Front Plant Sci 7: 1–15
- Lobit P, Génard M, Soing P, Habib R (2006) Modelling malic acid accumulation in fruits: relationships with organic acids, potassium, and temperature. J. Exp. Bot. 57,1471–1483.
- Lobit P, Génard M, Wu BH, Soing P, Habib R (2003) Modelling citrate metabolism in fruits: responses to growth and temperature. J. Exp. Bot. 54, 2489–2501.
- Lü P, Yu S, Zhu N, Chen Y-R, Zhou B, Pan Y, Tzeng D, Fabi JP, Argyris J, Garcia-mas J, et al. (2018) Genome encode analyses reveal the basis of convergent evolution of fleshy fruit ripening. Nat Plants 1
- Luo J (2015) Metabolite-based genome-wide association studies in plants. Curr Opin Plant Biol 24: 31–38
- Maayan Y, Pandaranayaka EPJ, Srivastava DA, Lapidot M, Levin I, Dombrovsky A, Harel A (2018) Using genomic analysis to identify tomato *Tm-2* resistance-breaking mutations and their underlying evolutionary path in a new and emerging tobamovirus. Archives of Virology 163: 1863-1875
- Mackay IJ, Bansept-Basler P, Barber T, Bentley AR, Cockram J, Gosman N, Greenland AJ, Horsnell R, Howells R, O’Sullivan DM, et al. (2014) An Eight-Parent Multiparent Advanced Generation Inter-Cross Population for Winter-Sown Wheat: Creation, Properties, and Validation. G3 Genes|Genomes|Genetics 4: 1603–1610
- Madhavi DL, Salunkhe DK (1998) Handbook of Vegetable Science and Technology. Handb Veg Sci Technol. doi: 10.1201/9781482269871
- Malundo TMM, Shewfelt RL, Scott JW (1995) Flavor quality of fresh tomato (*Lycopersicon esculentum* Mill.) as affected by sugar and acid levels. Postharvest Biol Technol 6: 103–110
- Manavella PA, Hagmann J, Ott F, Laubinger S, Franz M, Macek B, Weigel D (2012) Fast-forward genetics identifies plant CPL phosphatases as regulators of miRNA processing factor HYL1. Cell 151: 859–870
- Mangin B, Rincet R, Rabier CE, Moreau L, Goudemand-Dugue E (2019) Training set optimization of genomic prediction by means of EthAcc. PLoS One 14: e0205629
- Mangin B, Thoquet P, Olivier J, Grimsley NH (1999) Temporal and multiple quantitative trait loci analyses of resistance to bacterial wilt in tomato permit the resolution of linked loci. Genetics 151: 1165-1172
- Manning K, Tör M, Poole M, Hong Y, Thompson AJ, King GJ, Giovannoni JJ, Seymour GB (2006) A naturally

- occurring epigenetic mutation in a gene encoding an SBP-box transcription factor inhibits tomato fruit ripening. *Nat Genet* 38: 948–952
- Mao L, Begum D, Chuang H, Budiman MA, Szymkowiak EJ, Irish EE, Wing RA (2000) JOINTLESS is a MADS-box gene controlling tomato flower abscissionzone development. *Nature* 406: 910–913
- Marchini J, Howie B (2010) Genotype imputation for genome-wide association studies. *Nat Rev Genet* 11: 499–511
- Marques de Carvalho L, Benda ND, Vaughan MM, Cabrera AR, Hung K, Cox T, Abdo Z, Allen LH, Teal PE (2015) *Mi-1*-Mediated Nematode Resistance in Tomatoes is Broken by Short-Term Heat Stress but Recovers Over Time. *Journal of nematology* 47: 133–140
- Marschner H (1983) General Introduction to the Mineral Nutrition of Plants. *Inorg. Plant Nutr.* Springer Berlin Heidelberg, Berlin, Heidelberg, pp 5–60
- Martin GB, Brommonschenkel SH, Chunwongse J, Frary A, Ganai MW, Spivey R, Wu T, Earle ED, Tanksley SD, Sipvey R, et al. (1993) Map-based cloning of a protein kinase gene conferring disease resistance in tomato. *Science* (80-) 262: 1432–1436
- Martin GB, Frary A, U TW, Brommonschenkel S, Chunwongse J, Earle ED, Tanksley SD (1994) A Member of the Tomato Pto Gene Family Confers Sensitivity to Fenthion Resulting in Rapid Cell Death.
- Martre P, Bertin N, Salon C, Génard M (2011) Modelling the size and composition of fruit, grain and seed by process-based simulation models. *New Phytologist Tansley Review* 191: 601–618
- Martre P, Quilot-Turion B, Luquet D, Ould-Sidi M-M, Chenu K, Debaeke P (2015) Chapter 14 - Model-assisted phenotyping and ideotype design. In *Crop Physiology (Second Edition) Applications for Genetic Improvement and Agronomy 2015* Ac. Press. pp349-373
- Mazzucato A, Cellini F, Bouzayen M, Zouine M, Mila I, Minoia S, Petrosza A, Picarella ME, Ruiu F, Carriero F (2015) A TILLING allele of the tomato Aux/IAA9 gene offers new insights into fruit set mechanisms and perspectives for breeding seedless tomatoes. *Mol Breed* 35: 22
- Mazzucato A, Papa R, Bitocchi E, Mosconi P, Nanni L, Negri V, Picarella ME, Siligato F, Soressi GP, Tiranti B, et al. (2008) Genetic diversity, structure and marker-trait associations in a collection of Italian tomato (*Solanum lycopersicum* L.) landraces. *Theor Appl Genet* 116: 657–669
- Mboup M, Fischer I, Lainer H, Stephan W (2012) Trans-Species Polymorphism and Allele-Specific Expression in the CBF Gene Family of Wild Tomatoes. *Mol Biol Evol* 29: 3641–3652
- McCormick S, Niedermeyer J, Fry J, Barnason A, Horsch R, Fraley R. (1986) Leaf disc transformation of cultivated tomato (*L. esculentum*) using *Agrobacterium tumefaciens*. *Plant Cell Reports* 5(2):81-4.
- McCouch SR, Wright MH, Tung C-W, Maron LG, McNally KL, Fitzgerald M, Singh N, DeClerck G, Agosto-Perez F, Korniliev P, et al. (2016) Open access resources for genome-wide association mapping in rice. *Nat Commun* 7: 10532
- McGlasson WB, Last JH, Shaw KJ, Meldrum SK (1987) Influence of the non-ripening mutant rin and nor on the aroma of tomato fruits. *HortScience* 22: 632–634
- Meena YK, Khurana DS, Singh K (2018) Towards enhanced low temperature stress tolerance in tomato : An approach. *J Environ Biol.* doi: 10.22438/jeb/39/4/MRN-590
- Megraw M, Baev V, Rusinov V, Jensen ST, Kalantidis K, Hatzigeorgiou AG (2006) MicroRNA promoter element discovery in Arabidopsis. *RNA* 12: 1612–1619
- Menda N, Semel Y, Peled D, Eshed Y, Zamir D (2004) *In silico* screening of a saturated mutation library of tomato. *Plant J* 38: 861–872
- Menda N, Strickler SR, Edwards JD, Bombarely A, Dunham DM, Martin GB, Mejia L, Hutton SF, Havey MJ, Maxwell DP, et al. (2014) Analysis of wild-species introgressions in tomato inbreds uncovers ancestral origins. *BMC Plant Biol* 14: 287
- Mendell JT, Olson EN (2012) MicroRNAs in stress signaling and human disease. *Cell* 148: 1172–87
- Meng C, Yang D, Ma X, Zhao W, Liang X, Ma N, Meng Q. (2016) Suppression of tomato SINAC1 transcription factor delays fruit ripening. *Journal of plant physiology.* 193:88-96.
- Meng FJ, Xu XY, Huang FL, Li JF (2010) Analysis of genetic diversity in cultivated and wild tomato varieties in Chinese market by RAPD and SSR. *Agric Sci China* 9: 1430–1437
- Messeguer R, Ganai M, de Vicente MC, Young ND, Bolkan H, Tanksley SD (1991) High resolution RFLP map around the root knot nematode resistance gene (*Mi*) in tomato. *Theoretical and Applied Genetics* 82: 529-536.
- Meuwissen THE, Hayes BJ, Goddard ME (2001) Prediction of total genetic value using genome-wide dense marker maps. *Genetics* 157: 1819–1829
- Migault V, Pallas B, Costes E (2017) Combining genome-wide information with a functional structural plant model to simulate 1-year-old apple tree architecture. *Frontiers in plant science* <https://doi.org/10.3389/fpls.2016.02065>

- Miller JC, Tanksley SD (1990) RFLP analysis of phylogenetic relationships and genetic variation in the genus *Lycopersicon*. *Theor Appl Genet* 80: 437–448
- Milligan SB, Bodeau J, Yaghoobi J, Kaloshian I, Zabel P, Williamson VM (1998) The root knot nematode resistance gene *Mi* from tomato is a member of the leucine zipper, nucleotide binding, leucine-rich repeat family of plant genes. *Plant Cell (The)* 10: 1307–1319
- Milner S. *et al.* (2011) Bioactivities of glycoalkaloids and their aglycones from *Solanum* species. *J. Agric. Food Chem.* 59, 3454–3484
- Minamikawa MF, Nonaka K, Kaminuma E, Kajiya-Kanegae H, Onogi A, Goto S, Yoshioka T, Imai A, Hamada H, Hayashi T, *et al.* (2017) Genome-wide association study and genomic prediction in citrus: Potential of genomics-assisted breeding for fruit quality traits. *Sci Rep* 7: 4721
- Minoia S, Bendahmane A, Piron F, Salgues A, Moretti A, Caranta C, Piednoir E, Nicolai M, Zamir D (2010) An Induced Mutation in Tomato eIF4E Leads to Immunity to Two Potyviruses. *PLoS One* 5: e11313
- Minoia S, Cellini F, Bendahmane A, D’Onofrio O, Petrozza A, Carriero F, Piron F, Mosca G, Sozio G (2010) A new mutant genetic resource for tomato crop improvement by TILLING technology. *BMC Res Notes*. doi: 10.1186/1756-0500-3-69
- Mirnezhad, M., Romero-Gonzalez, R. R., Leiss, K. A., Choi, Y. H., Verpoorte, R., & Klinkhamer, P. G. (2010). Metabolomic analysis of host plant resistance to thrips in wild and cultivated tomatoes. *Phytochemical Analysis*, 21(1), 110–117.
- Mirouze M, Paszkowski J (2011) Epigenetic contribution to stress adaptation in plants. *Curr Opin Plant Biol* 14: 267–274
- Mitchell J, Shennan C, Grattan S (1991) Developmental-Changes in Tomato Fruit Composition in Response To Water Deficit and Salinity. *Physiol Plant* 83: 177–185
- Mohorianu I, Schwach F, Jing R, Lopez-Gomollon S, Moxon S, Szittya G, Sorefan K, Moulton V, Dalmay T (2011) Profiling of short RNAs during fleshy fruit development reveals stage-specific sRNAome expression patterns. *Plant J* 67: 232–246
- Molgaard P, Ravn H (1988) Evolutionary aspects of caffeoyl ester distribution in dicotyledons. *Phytochemistry* 27:2411-2421
- Monforte AJ, Asins MJ, Carbonell EA (1996) Salt tolerance in *Lycopersicon* species. IV. Efficiency of marker-assisted selection for salt tolerance improvement. *Theor Appl Genet* 93–93: 765–772
- Monforte AJ, Asins MJ, Carbonell EA (1997a) Salt tolerance in *Lycopersicon* species VI. Genotype-by-salinity interaction in quantitative trait loci detection: constitutive and response QTLs. *Theor Appl Genet* 95: 706–713
- Monforte AJ, Asins MJ, Carbonell EA (1997b) Salt tolerance in *Lycopersicon* species. V. Does genetic variability at quantitative trait loci affect their analysis? *Theor Appl Genet* 95: 284–293
- Monforte AJ, Asins MJ, Carbonell EA (1999) Salt tolerance in *Lycopersicon* spp. VII. Pleiotropic action of genes controlling earliness on fruit yield. *Theor Appl Genet* 98: 593–601
- Monforte AJ, Tanksley SD (2000) Fine mapping of a quantitative trait locus (QTL) from *Lycopersicon hirsutum* chromosome 1 affecting fruit characteristics and agronomic traits: breaking linkage among QTLs affecting different traits and dissection of heterosis for yield. *Theor Appl Genet* 100: 471–479
- Montesinos-López OA, Montesinos-López A, Crossa J, Toledo FH, Pérez-Hernández O, Eskridge KM, Rutkoski J (2016) A Genomic Bayesian Multi-trait and Multi-environment Model. *G3 Genes|Genomes|Genetics* 6: 2725–2744
- Moxon S, Jing R, Szittya G, Schwach F, Rusholme Pilcher RL, Moulton V, Dalmay T (2008) Deep sequencing of tomato short RNAs identifies microRNAs targeting genes involved in fruit ripening. *Genome Res* 18: 1602–9
- Mu Q, Huang Z, Chakrabarti M, Illa-Berenguer E, Liu X, Wang Y, Ramos A, van der Knaap E (2017) Fruit weight is controlled by Cell Size Regulator encoding a novel protein that is expressed in maturing tomato fruits. *PLOS Genet* 13: e1006930
- Muir SR, Collins GJ, Robinson S, Hughes S, Bovy A, Ric De Vos CH, van Tunen AJ, Verhoeyen ME (2001) Overexpression of petunia chalcone isomerase in tomato results in fruit containing increased levels of flavonols. *Nat Biotechnol* 19: 470–474
- Müller BSF, Neves LG, de Almeida Filho JE, Resende MFR, Muñoz PR, dos Santos PET, Filho EP, Kirst M, Grattapaglia D (2017) Genomic prediction in contrast to a genome-wide association study in explaining heritable variation of complex growth traits in breeding populations of *Eucalyptus*. *BMC Genomics* 18: 524
- Munns R, Gilliam M (2015) Salinity tolerance of crops - what is the cost? *New Phytol* 208: 668–673
- Munns R, Tester M (2008) Mechanisms of Salinity Tolerance. *Annu Rev Plant Biol* 59: 651–681
- Mutshinda CM, Sillanpää MJ (2010) Extended Bayesian LASSO for multiple quantitative trait loci mapping and unobserved phenotype prediction. *Genetics* 186: 1067–75
- Nadeem M, Li J, Wang M, Shah L, Lu S, Wang X, Ma C, Nadeem M, Li J, Wang M, *et al.* (2018) Unraveling Field

- Crops Sensitivity to Heat Stress : Mechanisms, Approaches, and Future Prospects. *Agronomy* 8: 128
- Nakatani N (2000) Phenolic antioxidants from herbs and spices. *BioFactors* 13: 141–146
- Nakazato T, Warren DL, Moyle LC (2010) Ecological and geographic modes of species divergence in wild tomatoes. *Am J Bot* 97: 680–693
- Nardini M, D'Aquino M, Tomassi G, Gentili V, Di Felice M, Scaccini C (1995) Inhibition of human low-density lipoprotein oxidation by caffeic acid and other hydroxycinnamic acid derivatives. *Free Radic Biol Med* 19: 541–552
- Navarro JM, Flores P, Carvajal M, Martinez V (2005) Changes in quality and yield of tomato fruit with ammonium, bicarbonate and calcium fertilisation under saline conditions. *J Hortic Sci Biotechnol* 80: 351–357
- Naves ER, de Ávila Silva L, Sulpice R, Araújo WL, Nunes-Nesi A, Peres LE, Zsögön A. Capsaicinoids: pungency beyond Capsicum. *Trends in plant science*. 2019 Jan 7.
- Nekrasov V, Wang C, Win J, Lanz C, Weigel D, Kamoun S (2017) Rapid generation of a transgene-free powdery mildew resistant tomato by genome deletion. *Sci. Rep.* 7, 482
- Nesbitt TC, Tanksley SD (2002) Comparative Sequencing in the Genus *Lycopersicon*: Implications for the Evolution of Fruit Size in the Domestication of Cultivated Tomatoes. *Genetics* 162: 365–379
- Nguyen K Le, Grondin A, Courtois B, Gantet P (2018) Next-Generation Sequencing Accelerates Crop Gene Discovery. *Trends Plant Sci* 24: 263–274
- Nombela G, Williamson VM, Muniz M (2003) The root-knot nematode resistance gene *Mi-1.2* of tomato is responsible for resistance against the whitefly *Bemisia tabaci*. *Molecular Plant-Microbe Interactions* 16: 645–649
- Nuruddin MM, Madramootoo CA, Dodds GT (2003) Effects of Water Stress at Different Growth Stages on Greenhouse Tomato Yield and Quality. *HortScience* 38: 1389–1393
- Ofner I, Lashbrooke J, Pleban T, Aharoni A, Zamir D (2016) *Solanum pennellii* backcross inbred lines (BILs) link small genomic bins with tomato traits. *Plant J* 87: 151–160
- Ohama N, Sato H, Shinozaki K, Yamaguchi-Shinozaki K (2017) Transcriptional Regulatory Network of Plant Heat Stress Response. *Trends Plant Sci* 22: 53–65
- Ohlson EW, Ashrafi H, Foolad MR (2018) Identification and Mapping of Late Blight Resistance Quantitative Trait Loci in Tomato Accession PI 163245. *Plant Genome* 11
- Ohlson EW, Foolad MR (2016) Genetic analysis of resistance to tomato late blight in *Solanum pimpinellifolium* accession PI 163245. *Plant Breeding* 135: 391–398
- Okabe Y, Asamizu E, Saito T, Matsukura C, Ariizumi T, Brès C, Rothan C, Mizoguchi T, Ezura H (2011) Tomato TILLING Technology: Development of a Reverse Genetics Tool for the Efficient Isolation of Mutants from Micro-Tom Mutant Libraries. *Plant Cell Physiol* 52: 1994–2005
- Okello RCO, Heuvelink E, de Visser PHB, Struik PC, Marcelis LFM (2015) What drives fruit growth? *Functional Plant Biology* 42, 817–827
- Oliver JE, Whitfield AE (2016) The Genus *Tospovirus*: Emerging Bunyaviruses that Threaten Food Security. In: Enquist LW (ed) *Annual Review of Virology* 3, 101–124
- Ongom PO, Ejeta G (2017) Mating Design and Genetic Structure of a Multi-Parent Advanced Generation Intercross (MAGIC) Population of Sorghum (*Sorghum bicolor* (L.) Moench). *G3 Genes|Genomes|Genetics* 8: 331–341
- Osorio S, Ruan Y-L, Fernie AR (2014) An update on source-to-sink carbon partitioning in tomato. *Front Plant Sci* 5: 516
- Ould-Sidi M-M, Lescourret F (2011) Model-based design of innovative cropping systems: state of the art and new prospects. *Agronomy for sustainable development* 31, 3, 571–588.
- Overy SA, Walker HJ, Malone S, Howard TP, Baxter CJ, Sweetlove LJ, Hill SA, Quick WP (2004) Application of metabolite profiling to the identification of traits in a population of tomato introgression lines. *J Exp Bot* 56: 287–296
- Pailles Y, Ho S, Pires IS, Tester M, Negrão S, Schmöckel SM (2017) Genetic Diversity and Population Structure of Two Tomato Species from the Galapagos Islands. *Front Plant Sci* 8: 138
- Panthee DR, Piotrowski A, Ibrahim R (2017) Mapping Quantitative Trait Loci (QTL) for Resistance to Late Blight in Tomato. *International Journal of Molecular Sciences* 18
- Papadopoulos I, Rendig V V. (1983) Interactive effects of salinity and nitrogen on growth and yield of tomato plants. *Plant Soil* 73: 47–57
- Paran I, Goldman I, Tanksley SD, Zamir D (1995) Recombinant inbred lines for genetic mapping in tomato. *Theor Appl Genet* 90: 542–548
- Park T, Casella G (2008) The Bayesian Lasso. *J Am Stat Assoc* 103: 681–686
- Park YH, West MA., St. Clair DA (2004) Evaluation of AFLPs for germplasm fingerprinting and assessment of

- genetic diversity in cultivars of tomato (*Lycopersicon esculentum* L.). *Genome* 47: 510–518
- Pasaniuc B, Rohland N, McLaren PJ, Garimella K, Zaitlen N, Li H, Gupta N, Neale BM, Daly MJ, Sklar P, et al. (2012) Extremely low-coverage sequencing and imputation increases power for genome-wide association studies. *Nat Genet* 44: 631–635
- Pascale S De, Maggio A, Fogliano V, Ambrosino P, Ritieni A (2001) Irrigation with saline water improves carotenoids content and antioxidant activity of tomato. *J Hortic Sci Biotechnol* 76: 447–453
- Pascual L, Desplat N, Huang BE, Desgroux A, Bruguier L, Bouchet JP, Le QH, Chauchard B, Verschave P, Causse M (2015) Potential of a tomato MAGIC population to decipher the genetic control of quantitative traits and detect causal variants in the resequencing era. *Plant Biotechnol J* 13: 565–577
- Patanè C, Cosentino SL (2010) Effects of soil water deficit on yield and quality of processing tomato under a Mediterranean climate. *Agric Water Manag* 97: 131–138
- Paterson AH, Damon S, Hewitt JD, Zamir D, Rabinowitch HD, Loncoln SE, Lander ES, Tanksley SD (1991) Mendelian factors underlying quantitative traits in tomato: Comparison across species, generations, and environments. *Genetics* 127: 181–197
- Paterson AH, DeVerna JW, Lanini B, Tanksley SD (1990) Fine mapping of quantitative trait loci using selected overlapping recombinant chromosomes, in an interspecies cross of tomato. *Genetics* 124: 735–742
- Paterson AH, Lander ES, Hewitt JD, Peterson S, Lincoln SE, Tanksley SD (1988) Resolution of quantitative traits into Mendelian factors by using a complete linkage map of restriction fragment length polymorphisms. *Nature* 335: 721–726
- Pattison RJ, Csukasi F, Zheng Y, Fei Z, van der Knaap E, Catalá C. (2015) Comprehensive Tissue-Specific Transcriptome Analysis Reveals Distinct Regulatory Programs during Early Tomato Fruit Development. *Plant Physiol.*168(4):1684–1701.
- Peralta IE, Knapp S, Spooner DM (2005) New Species of Wild Tomatoes (*Solanum* Section *Lycopersicon*: *Solanaceae*) from Northern Peru. *Syst Bot* 30: 424–434
- Pertuzé RA, Ji Y, Chetelat RT (2003) Comparative linkage map of the *Solanum lycopersicoides* and *S. sitiens* genomes and their differentiation from tomato. *Genome* 45: 1003–1012
- Petró-Turza M (1986) Flavor of tomato and tomato products. *Food Rev Int* 2: 309–351
- Pettigrew WT (2008) Potassium influences on yield and quality production for maize, wheat, soybean and cotton. *Physiol Plant* 133: 670–681
- Philouze J (1991) Description of isogenic lines, except for one, or two, monogenically controlled morphological traits in tomato, *Lycopersicon esculentum* Mill. *Euphytica* 56: 121–131
- Pillen K, Ganai MW, Tanksley SD (1996) Construction of a high-resolution genetic map and YAC-contigs in the tomato *Tm-2a* region. *Theoretical and Applied Genetics* 93: 228–233
- Piron F, Nicolai M, Minoia S, Piednoir E, Moretti A, Salgues A, Zamir D, Caranta C, Bendahmane A (2010) An Induced Mutation in Tomato *eIF4E* Leads to Immunity to Two Potyviruses. *Plos One* 5
- Pnueli L, Carmel-Goren L, Hareven D, Gutfinger T, Alvarez J, Ganai M, Zamir D, Lifschitz E (1998) The SELF-PRUNING gene of tomato regulates vegetative to reproductive switching of sympodial meristems and is the ortholog of *CEN* and *TFL1*. *Development* 125(11):1979–89
- Poiroux-Gonord F, Bidel LPR, Fanciullino A-L, Gautier H, Lauri-Lopez F, Urban L (2010) Health Benefits of Vitamins and Secondary Metabolites of Fruits and Vegetables and Prospects To Increase Their Concentrations by Agronomic Approaches. *J Agric Food Chem* 58: 12065–12082
- Powell ALT, Kalamaki MS, Kurien PA, Gurrieri S, Bennett AB (2003) Simultaneous Transgenic Suppression of *LePG* and *LeExp1* Influences Fruit Texture and Juice Viscosity in a Fresh Market Tomato Variety. *J Agric Food Chem* 51: 7450–7455
- Prudent M, Lecomte A, Bouchet JP, Bertin N, Causse M, Génard M (2011) Combining ecophysiological modelling and quantitative trait loci analysis to identify key elementary processes underlying tomato fruit sugar concentration. *Journal of Experimental Botany*, 62, 907–919.
- Qi LS, Larson MH, Gilbert LA, Doudna JA, Weissman JS, Arkin AP, Lim WA (2013) Repurposing CRISPR as an RNA-guided platform for sequence-specific control of gene expression. *Cell* 152(5):1173–83.
- Quadrana L, Almeida J, Asís R, Duffy T, Dominguez PG, Bermúdez L, Conti G, Corrêa da Silva J V., Peralta IE, Colot V, et al. (2014) Natural occurring epialleles determine vitamin E accumulation in tomato fruits. *Nat Commun* 5: 4027
- Quilot B, Kervella J, Genard M, Lescouret F.(2005) Analysing the genetic control of peach fruit quality through an ecophysiological model combined with a QTL approach.*Journal of Experimental Botany* 56:3083–3092.
- Quilot-Turion B, Génard M, Valsesia P, Memmah M-M. (2016) Optimization of allelic combinations controlling parameters of a Peach quality model. *Frontiers in Plant Science*, 7, 1873.

- Quilot-Turion B, Ould-Sidi M-M, Kadrani A, Hilgert N, Génard M, Lescourret F (2012) Optimization of parameters of the 'Virtual Fruit' model to design peach genotype for sustainable production systems. *European Journal of Agronomy*, 42; 34-48.
- Quinet M, Kinet J-M, Lutts S (2011) Flowering response of the uniflora:blind:self-pruning and jointless:uniflora:self-pruning tomato (*Solanum lycopersicum*) triple mutants. *Physiol Plant* 141: 166–176
- Rajasekaran LR, Aspinall D, Paleg LG (2000) Physiological mechanism of tolerance of *Lycopersicon* spp. exposed to salt stress. *Can J Plant Sci* 80: 151–159
- Rajewsky N (2006) microRNA target predictions in animals. *Nat Genet* 38: S8–S13
- Rambla JL, Medina A, Fernández-del-Carmen A, Barrantes W, Grandillo S, Cammareri M, López-Casado G, Rodrigo G, Alonso A, García-Martínez S, et al. (2016) Identification, introgression, and validation of fruit volatile QTLs from a red-fruited wild tomato species. *J Exp Bot* 68: erw455
- Rambla JL, Tikunov YM, Monforte AJ, Bovy AG and Granell A (2014) The expanded tomato fruit volatile landscape. , 1–11.
- Ramstein GP, Jensen SE, Buckler ES (2018) Breaking the curse of dimensionality to identify causal variants in Breeding 4. *Theor Appl Genet* 1–9
- Ranc N, Muñoz S, Xu J, Le Paslier M-C, Chauveau A, Bounon R, Rolland S, Bouchet J-P, Brunel D, Causse M (2012) Genome-Wide Association Mapping in Tomato (*Solanum lycopersicum*) Is Possible Using Genome Admixture of *Solanum lycopersicum* var. *cerasiforme*. *G3 Genes|Genomes|Genetics* 2: 853–864
- Ranjan A, Budke JM, Rowland SD, Chitwood DH, Kumar R, Carriedo L et al. (2016) eQTL Regulating Transcript Levels Associated with Diverse Biological Processes in Tomato. *Plant Physiol.* 172(1):328-40.
- Rao ES, Kadirvel P, Symonds RC, Ebert AW (2013) Relationship between survival and yield related traits in *Solanum pimpinellifolium* under salt stress. *Euphytica* 190: 215–228
- Rasmussen S, Barah P, Suarez-Rodriguez MC, Bressendorff S, Friis P, Costantino P, Bones AM, Nielsen HB, Mundy J (2013) Transcriptome Responses to Combinations of Stresses in Arabidopsis. *Plant Physiol* 161: 1783–1794
- Renard CM, Ginies C, Gouble B, Bureau S, Causse M (2013) Home conservation strategies for tomato (*Solanum lycopersicum*): Storage temperature vs. duration - Is there a compromise for better aroma preservation? *Food Chem* 139(1-4):825–836
- Reymond M, Muller B., Leonardi A, Charcosset A, Tardieu F (2003) Combining quantitative trait loci analysis and an ecophysiological model to analyze the genetic variability of the responses of maize leaf growth to temperature and water deficit. *Plant Physiol.* 131:664-675.
- Rick CM, Chetelat RT (1995) Utilization of related wild species for tomato improvement. In: FernandezMunoz R, Cuartero J, GomezGuillamon ML (eds) First International Symposium on Solanacea for Fresh Market, pp 21-38
- Ripoll J, Urban L, Brunel B, Bertin N (2016) Water deficit effects on tomato quality depend on fruit developmental stage and genotype. *J Plant Physiol* 190: 26–35
- Ripoll J, Urban L, Staudt M, Lopez-Lauri F, Bidet LPR, Bertin N (2014) Water shortage and quality of fleshy fruits—making the most of the unavoidable. *J Exp Bot* 65: 4097–4117
- Rivero RM, Mestre TC, Mittler R, Rubio F, Garcia-Sanchez F, Martinez V (2014) The combined effect of salinity and heat reveals a specific physiological, biochemical and molecular response in tomato plants. *Plant Cell Environ* 37: 1059–1073
- Robbins MD, Masud MAT, Panthee DR, Gardner RG, Francis DM, Stevens MR (2010) Marker-assisted Selection for Coupling Phase Resistance to *Tomato spotted wilt virus* and *Phytophthora infestans* (Late Blight) in Tomato. *Hortscience* 45: 1424-1428
- Robert VJM, West MAL, Inai S, Caines A, Arntzen L, Smith JK, St Clair DA (2001) Marker-assisted introgression of blackmold resistance QTL alleles from wild *Lycopersicon cheesmanii* to cultivated tomato (*L. esculentum*) and evaluation of QTL phenotypic effects. *Molecular Breeding* 8: 217-233
- Rodríguez GR, Muñoz S, Anderson C, Sim S-C, Michel A, Causse M, Gardener BBM, Francis D, Knaap E van der (2011) Distribution of SUN, OVATE, LC, and FAS in the Tomato Germplasm and the Relationship to Fruit Shape Diversity. *Plant Physiol* 156: 275–285
- Rodríguez-Leal D, Lemmon ZH, Man J, Bartlett ME, Lippman ZB (2017) Engineering Quantitative Trait Variation for Crop Improvement by Genome Editing. *Cell* 171: 470-480.
- Rogers K, Chen X (2013) Biogenesis, Turnover, and Mode of Action of Plant MicroRNAs. *Plant Cell* 25: 2383–2399
- Ronen G, Cohen M, Zamir D and Hirschberg J (1999) Regulation of carotenoid biosynthesis during tomato fruit development: expression of the gene for lycopene epsilon-cyclase is down-regulated during ripening and is elevated in the mutant Delta. *Plant J*, 17, 341–351.
- Rosales MA, Rubio-Wilhelmi MM, Castellano R, Castilla N, Ruiz JM, Romero L (2007) Sucrolytic activities in

cherry tomato fruits in relation to temperature and solar radiation. *Sci Hortic (Amsterdam)* 113: 244–249

Rosental L, Perelman A, Nevo N, Toubiana D, Samani T, Batushansky A, Sikron N, Saranga Y, Fait A (2016) Environmental and genetic effects on tomato seed metabolic balance and its association with germination vigor. *BMC Genomics* 17: 1047

Rossi M, Goggin FL, Milligan SB, Kaloshian I, Ullman DE, Williamson VM (1998) The nematode resistance gene *Mi* of tomato confers resistance against the potato aphid. *Proceedings of the National Academy of Sciences of the United States of America* 95: 9750–9754

Rothan C, Diouf I, Causse M (2019) Trait discovery and editing in tomato. *Plant J* 97: 73–90

Rousseaux MC, Jones CM, Adams D, Chetelat R, Bennett A, Powell A (2005) QTL analysis of fruit antioxidants in tomato using *Lycopersicon pennellii* introgression lines. *Theor Appl Genet* 111: 1396–1408

Ruan Y-L, Patrick JW, Bouzayen M, Osorio S, Fernie AR (2012) Molecular regulation of seed and fruit set. *Trends Plant Sci* 17: 656–665

Ruffel S, Gallois JL, Lesage ML, Caranta C (2005) The recessive potyvirus resistance gene *pot-1* is the tomato orthologue of the pepper *pvr2-elf4E* gene. *Molecular Genetics and Genomics* 274: 346–353

Ruggieri V, Francese G, Sacco A, Alessandro AD, Rigano MM, Parisi M, Milone M, Cardi T, Mennella G, Barone A (2014) An association mapping approach to identify favourable alleles for tomato fruit quality breeding. *BMC Plant Biol* 14: 1–15

Sacco A, Di Matteo A, Lombardi N, Trotta N, Punzo B, Mari A, Barone A (2013) Quantitative trait loci pyramiding for fruit quality traits in tomato. *Mol Breed.* 31(1):217–222

Sahu KK, Chattopadhyay D (2017) Genome-wide sequence variations between wild and cultivated tomato species revisited by whole genome sequence mapping. *BMC Genomics* 18: 430

Sainju UM, Dris R, Singh B (2003) Mineral nutrition of tomato. *Food Agric Environ* 1: 176–183

Saliba-Colombani V, Causse M, Langlois D, Philouze J, Buret M (2001) Genetic analysis of organoleptic quality in fresh market tomato: 1. Mapping QTLs for physical and chemical traits. *Theor Appl Genet* 102: 259–272.

Sallam A, Martsch R (2015) Association mapping for frost tolerance using multi-parent advanced generation inter-cross (MAGIC) population in faba bean (*Vicia faba* L.). *Genetica* 143: 501–514

Salmeron JM, Oldroyd GE., Rommens CM., Scofield SR, Kim H-S, Lavelle DT, Dahlbeck D, Staskawicz BJ (1996) Tomato *Prf* Is a Member of the Leucine-Rich Repeat Class of Plant Disease Resistance Genes and Lies Embedded within the *Pto* Kinase Gene Cluster. *Cell* 86: 123–133

Salmeron JM, Oldroyd GED, Rommens CMT, Scofield SR, Kim HS, Lavelle DT, Dahlbeck D, Staskawicz BJ (1996) Tomato *Prf* is a member of the leucine-rich repeat class of plant disease resistance genes and lies embedded within the *Pto* kinase gene cluster. *Cell* 86: 123–133

Sanei M, Chen X (2015) Mechanisms of microRNA turnover. *Curr Opin Plant Biol* 27: 199–206

Sarlikioti V, de Visser PHB, Buck-Sorlin GH, Marcelis LFM (2011) How plant architecture affects light absorption and photosynthesis in tomato: towards an ideotype for plant architecture using a functional–structural plant model. *Annals of Botany* 108, 6, 1065–1073

Sato S, Tabata S, Hirakawa H, et al. (2012) The tomato genome sequence provides insights into fleshy fruit evolution. *Nature* 485, 635–641.

Sauvage C, Rau A, Aichholz C, Chadoeuf J, Sarah G, Ruiz M, Santoni S, Causse M, David J, Glémin S (2017) Domestication rewired gene expression and nucleotide diversity patterns in tomato. *Plant J* 91: 631–645

Sauvage C, Segura V, Bauchet G, Stevens R, Do PT, Nikoloski Z, Fernie AR, Causse M (2014) Genome-Wide Association in Tomato Reveals 44 Candidate Loci for Fruit Metabolic Traits. *Plant Physiol* 165: 1120–1132

Schachtman DP, Shin R (2007) Nutrient Sensing and Signaling: NPKS. *Annu Rev Plant Biol* 58: 47–69

Schaffer AA, Levin I, Oguz I, Petreikov M, Cincarevsky F, Yeselson Y, Shen S, Gilboa N, Bar M (2000) ADPglucose pyrophosphorylase activity and starch accumulation in immature tomato fruit: the effect of a *Lycopersicon hirsutum*-derived introgression encoding for the large subunit. *Plant Sci* 152: 135–144

Schauer N, Semel Y, Roessner U, Gur A, Balbo I, Carrari F, Pleban T, Perez-Melis A, Bruedigam C, Kopka J, et al. (2006) Comprehensive metabolic profiling and phenotyping of interspecific introgression lines for tomato improvement. *Nat Biotechnol* 24: 447–454

Schauer N, Zamir D, Fernie AR (2005) Metabolic profiling of leaves and fruit of wild species tomato: A survey of the *Solanum lycopersicum* complex. *J Exp Bot* 56: 297–307

Scheben A, Batley J, Edwards D (2017) Genotyping-by-sequencing approaches to characterize crop genomes: choosing the right tool for the right application. *Plant Biotechnol J* 15: 149–161

Schijlen EG, de Vos CR, Martens S, Jonker HH, Rosin FM, Molthoff JW, Tikunov YM, Angenent GC, van Tunen AJ, Bovy AG (2007) RNA interference silencing of chalcone synthase, the first step in the flavonoid biosynthesis pathway, leads to parthenocarpic tomato fruits. *Plant physiology* 144(3): 1520–30.

Scholberg JMS, Locascio SJ (1999) Growth response of snap bean and tomato as affected by salinity and irrigation method. *HortScience* 34: 259–264

- Segura V, Vilhjálmsson BJ, Platt A, Korte A, Seren Ü, Long Q, Nordborg M (2012) An efficient multi-locus mixed-model approach for genome-wide association studies in structured populations. *Nat Genet* 44: 825–830
- Semel Y, Nissenbaum J, Menda N, Zinder M, Krieger U, Issman N, Pleban T, Lippman Z, Gur A, Zamir D (2006) Overdominant quantitative trait loci for yield and fitness in tomato. *Proc Natl Acad Sci* 103: 12981–12986
- Semel Y, Schauer N, Roessner U, Zamir D, Fernie AR (2007) Metabolite analysis for the comparison of irrigated and non-irrigated field grown tomato of varying genotype. *Metabolomics* 3: 289–295
- Shahlaei A, Torabi S, Khosroshahli M (2014) Efficiency of SCoT and ISSR markers in assessment of tomato (*Lycopersicon esculentum* Mill.) genetic diversity. *Int J Biosci* 5: 14–22
- Shalit A, Rozman A, Goldshmidt A, Alvarez JP, Bowman JL, Eshed Y, Lifschitz E (2009) The flowering hormone florigen functions as a general systemic regulator of growth and termination. *Proc Natl Acad Sci* 106: 8392–8397
- Shammai A, Petreikov M, Yeselson Y, Faigenboim A, Moy-Komemi M, Cohen S, Cohen D, Besaulov E, Efrati A, Houminer N, et al. (2018) Natural genetic variation for expression of a SWEET transporter among wild species of *Solanum lycopersicum* (tomato) determines the hexose composition of ripening tomato fruit. *Plant J* 96: 343–357
- Sharada MS, Kumari A, Pandey AK, Sharma S, Sharma P, Sreelakshmi Y, Sharma R (2017) Generation of genetically stable transformants by *Agrobacterium* using tomato floral buds. *Plant Cell, Tissue and Organ Culture* 129(2):299-312.
- Shimatani Z, Kashojiya S, Takayama M, Terada R, Arazoe T, Ishii H, Teramura H, Yamamoto T, Komatsu H, Miura K, Ezura H. (2017) Targeted base editing in rice and tomato using a CRISPR-Cas9 cytidine deaminase fusion. *Nature biotechnology* 35(5):441-443.
- Shinozaki Y, Nicolas P, Fernandez-Pozo N, Ma Q, Evanich DJ, Shi Y, Xu Y, Zheng Y, Snyder SI, Martin LBB, et al. (2018) High-resolution spatiotemporal transcriptome mapping of tomato fruit development and ripening. *Nat Commun* 9: 364
- Sim S-C, Durstewitz G, Plieske J, Wieseke R, Ganai MW, van Deynze A, Hamilton JP, Buell CR, Causse M, Wijeratne S, et al. (2012b) Development of a large snp genotyping array and generation of high-density genetic maps in tomato. *PLoS One*. doi: 10.1371/journal.pone.0040563
- Sim S-C, Robbins MD, Van Deynze A, Agee M, Francis DM (2010) Population structure and genetic differentiation associated with breeding history and selection in tomato (*Solanum lycopersicum* L.). *Heredity* (Edinb) 106: 927–935
- Sim S-C, Van Deynze A, Stoffel K, Douches DS, Zarka D, Ganai MW, Chetelat RT, Hutton SF, Scott JW, Gardner RG, et al. (2012) High-Density SNP Genotyping of Tomato (*Solanum lycopersicum* L.) Reveals Patterns of Genetic Variation Due to Breeding. *PLoS One* 7: e45520
- Sim SC, Robbins MD, Wijeratne S, Wang H, Yang WC, Francis DM (2015) Association Analysis for Bacterial Spot Resistance in a Directionally Selected Complex Breeding Population of Tomato. *Phytopathology* 105: 1437-1445
- Smart CD, Tanksley SD, Mayton H, Fry WE (2007) Resistance to *Phytophthora infestans* in *Lycopersicon pennellii*. *Plant Disease* 91: 1045-1049
- Smirnoff N, Wheeler GL (2000) Ascorbic acid in plants: biosynthesis and function. *Critical Reviews in Biochemistry and Molecular Biology* 35, 291–314.
- Smith DL, Abbott JA, Gross KC (2002) Down-regulation of tomato β -galactosidase 4 results in decreased fruit softening. *Plant physiology* 129(4): 1755-62.
- Soyk S, Lemmon ZH, Oved M, et al. (2017) Bypassing Negative Epistasis on Yield in Tomato Imposed by a Domestication Gene. *Cell*, 1–14.
- Soyk S, Müller NA, Park SJ, Schmalenbach I, Jiang K, Hayama R, Zhang L, Van Eck J, Jiménez-Gómez JM, Lippman ZB (2017) Variation in the flowering gene SELF PRUNING 5G promotes day-neutrality and early yield in tomato. *Nat Genet* 49: 162–168
- Spano R, Mascia T, Kormelink R, Gallitelli D (2015) Grafting on a Non-Transgenic Tolerant Tomato Variety Confers Resistance to the Infection of a Sw5-Breaking Strain of *Tomato spotted wilt virus* via RNA Silencing. *Plos One* 10
- Spindel J, Begum H, Akdemir D, Virk P, Collard B, Redoña E, Atlin G, Jannink JL, McCouch SR (2015) Genomic Selection and Association Mapping in Rice (*Oryza sativa*): Effect of Trait Genetic Architecture, Training Population Composition, Marker Number and Statistical Model on Accuracy of Rice Genomic Selection in Elite, Tropical Rice Breeding Lines. *PLoS Genet* 11: 1–25
- Stamova BS, Chetelat RT (2000) Inheritance and genetic mapping of *cucumber mosaic virus* resistance introgressed from *Lycopersicon chilense* into tomato. *Theoretical and Applied Genetics* 101: 527-537
- Stevens MA (1972) Citrate and malate concentration in tomato fruits: Genetic control and maturational effects. *J Am Soc Hortic Sci* 97: 655–658

- Stevens MA (1986) Inheritance of Tomato Fruit Quality Components. *Plant Breed Rev* 4: 273–311
- Stevens MA, Kader AA, Albright M (1979) Potential for increasing tomato flavor via increased sugar and acid content. *J Am Soc Hortic Sci* 104: 40–42
- Stevens MA, Kader AA, Albright-Holton M (1977) Intercultivar variation in composition of locular and pericarp portions of fresh market tomatoes. *J Am Soc Hortic Sci* 102: 689–692
- Stevens MR, Lamb EM, Rhoads DD (1995) Mapping the *Sw-5* locus for *tomato spotted wilt virus*-resistance in tomatoes using RAPD and RFLP analyses. *Theoretical and Applied Genetics* 90: 451–456
- Stevens R, Buret M, Duffe P, Garchery C, Baldet P, Rothan C, Causse M (2007) Candidate Genes and Quantitative Trait Loci Affecting Fruit Ascorbic Acid Content in Three Tomato Populations. *Plant Physiol* 143: 1943–1953
- Stikic R, Popovic S, Srdic M, Savic D, Jovanovic Z, Zdravkovic J (2003) Partial root drying (PRD): A new technique for growing plants that saves water and improves the quality of fruit. *Bulg J Plant Physiol* 164–171
- Stommel JR (2001) USDA 97L63, 97L66, and 97L97: Tomato breeding lines with high fruit beta-carotene content. *HortScience* 36: 387–388
- Stommel JR, Abbott JA, Saftner RA (2005) USDA 02L1058 and 02L1059: Cherry tomato breeding lines with high fruit β -carotene content. *HortScience* 40: 1569–1570
- Stricker SH, Köferle A, Beck S (2017) From profiles to function in epigenomics. *Nat Rev Genet* 18: 51–66
- Struik PC, Yin XY and de Visser P (2005) Complex quality traits: now time to model. *Trends Plant Sci* 10: 513–516
- Suliman-Pollatschek S, Kashkush K, Shats H, Hillel J, Lavi U (2002) Generation and mapping of AFLP, SSRs and SNPs in *Lycopersicon esculentum*. *Cell Mol Biol Lett* 7: 583–97
- Sun J, Poland JA, Mondal S, Crossa J, Juliana P, Singh RP, Rutkoski JE, Jannink J-L, Crespo-Herrera L, Velu G, et al. (2019) High-throughput phenotyping platforms enhance genomic selection for wheat grain yield across populations and cycles in early stage. *Theor Appl Genet* 1–16
- Sun X, Gao Y, Li H, Yang S, Liu Y (2015) Over-expression of SIWRKY39 leads to enhanced resistance to multiple stress factors in tomato. *J Plant Biol* 58: 52–60
- Suzuki N, Rivero RM, Shulaev V, Blumwald E, Mittler R (2014) Abiotic and biotic stress combinations. *New Phytol* 203: 32–43
- Tadmor Y, Fridman E, Gur A, Larkov O, Lastochkin E, Ravid U, Zamir D, Lewinsohn E (2002) Identification of malodorous, a wild species allele affecting tomato aroma that was selected against during domestication. *J Agric Food Chem* 50: 2005–2009
- Takken FLW, Thomas CM, Joosten M, Golstein C, Westerink N, Hille J, Nijkamp HJJ, De Wit P, Jones JDG (1999) A second gene at the tomato *Cf-4* locus confers resistance to *Cladosporium fulvum* through recognition of a novel avirulence determinant. *Plant Journal* 20: 279–288
- Tam SM, Mhiri C, Vogelaar A, Kerkveld M, Pearce SR, Grandbastien MA (2005) Comparative analyses of genetic diversities within tomato and pepper collections detected by retrotransposon-based SSAP, AFLP and SSR. *Theor Appl Genet* 110: 819–831
- Tanksley SD (2004) The Genetic, developmental, and molecular bases of fruit size in tomato and shape variation. *Plant Cell* 16: 181–190
- Tanksley SD, Ganai MW, Prince JP, De Vicente MC, Bonierbale MW, Broun P, Fulton TM, Giovannoni JJ, Grandillo S, Martin GB, et al. (1992) High density molecular linkage maps of the tomato and potato genomes.
- Tanksley SD, Grandillo S, Fulton TM, Zamir D, Eshed Y, Petiard V, Lopez J, Beck-Bunn T (1996) Advanced backcross QTL analysis in a cross between an elite processing line of tomato and its wild relative *L. pimpinellifolium*. *Theor Appl Genet* 92: 213–224
- Tanksley SD, Nelson JC. 1996. Advanced backcross QTL analysis: a method for the simultaneous discovery and transfer of valuable QTLs from unadapted germplasm into elite breeding lines. *Theor. Appl. Genet* 92: 191–203
- Tardieu F (2003) Virtual plants: modelling as a tool for the genomics of tolerance to water deficit. *Trends Plant Sci* 8: 9–14
- Tashkandi M, Ali Z, Aljedaani F, Shami A, Mahfouz MM (2018) Engineering resistance against *Tomato yellow leaf curl virus* via the CRISPR/Cas9 system in tomato. *Plant Signaling & Behavior* 13
- Taudt A, Colomé-Tatché M, Johannes F (2016) Genetic sources of population epigenomic variation. *Nat Rev Genet* 17: 319–332
- Tavallali V, Esmaili S, Karimi S (2018) Nitrogen and potassium requirements of tomato plants for the optimization of fruit quality and antioxidative capacity during storage. *J Food Meas Charact* 12: 755–762
- The 100 Tomato Genome Sequencing Consortium (2014) Exploring genetic variation in the tomato (*Solanum* section *Lycopersicon*) clade by whole-genome sequencing. *Plant J* 80: 136–148
- The 1000 Genomes Project Consortium (2010) A map of human genome variation from population-scale

- sequencing. *Nature* 467: 1061–1073
- The 1000 Genomes Project Consortium (2012) An integrated map of genetic variation from 1,092 human genomes. *Nature* 491: 56–65
- The 1000 Genomes Project Consortium (2015) A global reference for human genetic variation. *Nature* 526: 68–74
- The 1001 Genomes Consortium (2016) 1,135 Genomes Reveal the Global Pattern of Polymorphism in *Arabidopsis thaliana*. *Cell* 166: 481–491
- The 3000 rice genomes project (2014) The 3,000 rice genomes project. *Gigascience* 3: 7
- The Tomato Genome Consortium (2012) The tomato genome sequence provides insights into fleshy fruit evolution. *Nature* 485: 635–641
- The UK10K Consortium (2015) The UK10K project identifies rare variants in health and disease. *Nature* 526: 82–89
- Thoen MPM, Davila Olivas NH, Kloth KJ, Coolen S, Huang PP, Aarts MGM, Bac-Molenaar JA, Bakker J, Bouwmeester HJ, Broekgaarden C, et al. (2017) Genetic architecture of plant stress resistance: multi-trait genome-wide association mapping. *New Phytol* 213: 1346–1362
- Tieman D, Bliss P, McIntyre LMM, Blandon-Ubeda A, Bies D, Odabasi AZZ, Rodríguez GRR, Van Der Knaap E, Taylor MGG, Goulet C, et al. (2012) The chemical interactions underlying tomato flavor preferences. *Curr Biol* 22: 1035–1039
- Tieman D, Taylor M, Schauer N, Fernie AR, Hanson AD, Klee HJ (2006) Tomato aromatic amino acid decarboxylases participate in synthesis of the flavor volatiles 2-phenylethanol and 2-phenylacetaldehyde. *Proc Natl Acad Sci U S A* 103: 8287–92
- Tieman D, Zhu G, Resende MFR, Lin T, Nguyen C, Bies D, Rambla JL, Beltran KSO, Taylor M, Zhang B, et al. (2017) A chemical genetic roadmap to improved tomato flavor. *Science* (80-) 355: 391–394
- Tieman DM, Handa AK. Reduction in pectin methyltransferase activity modifies tissue integrity and cation levels in ripening tomato (*Lycopersicon esculentum* Mill.) fruits. *Plant Physiology* (1994) 106(2):429–36.
- Tikunov Y, Lommen A, Vos CHR, de Verhoeven HA, Bino RJ, Hall RD and Bovy AG (2005) A Novel Approach for Nontargeted Data Analysis for Metabolomics. Large-Scale Profiling of Tomato Fruit Volatiles. *Plant physiol.*, 139, 1125–1137.
- Tikunov YM, J Molthoff, RCH de Vos, J Beekwilder, A van Houwelingen, et al. (2013) Non-smoky glycosyltransferase1 prevents the release of smoky aroma from tomato fruit. *The Plant Cell* 25 (8), 3067–3078
- Toubiana D, Fernie AR, Nikoloski Z, Fait A (2013) Network analysis: Tackling complex data to study plant metabolism. *Trends Biotechnol* 31: 29–36
- Tranchida-Lombardo V, Aiese Cigliano R, Anzar I, Landi S, Palombieri S, Colantuono C, Bostan H, Termolino P, Aversano R, Batelli G, et al. (2018) Whole-genome re-sequencing of two Italian tomato landraces reveals sequence variations in genes associated with stress tolerance, fruit quality and long shelf-life traits. *DNA Res* 25: 149–160
- Turina M, Kormelink R, Resende RO (2016) Resistance to Tospoviruses in Vegetable Crops: Epidemiological and Molecular Aspects. In: Leach JE, Lindow S (eds) *Annual Review of Phytopathology*, Vol 54, pp 347–371
- Uluisik S, Chapman NH, Smith R, Poole M, Adams G, Gillis RB, Besong TM, Sheldon J, Stieglmeyer S, Perez L, Samsulrizal N (2016) Genetic improvement of tomato by targeted control of fruit softening. *Nature Biotechnology* 34(9):950.
- Usadel B, Chetelat R, Koren S, Maumus F, Fernie AR, Aury J-M, Maß J, Schmidt MH-W, Denton AK, Wormit A, et al. (2017) De Novo Assembly of a New *Solanum pennellii* Accession Using Nanopore Sequencing . *Plant Cell* 29: 2336–2348
- Vakalounakis DJ, Laterrot H, Moretti A, Ligoixgakis EK, Smardas K (1997) Linkage between *Frl* (*Fusarium oxysporum* f sp *radicis-lycopersici* resistance) and *Tm-2* (*tobacco mosaic virus resistance-2*) loci in tomato (*Lycopersicon esculentum*). *Annals of Applied Biology* 130: 319–323
- van Berloo R and Stam P (1998) Marker-assisted selection in autogamous RIL populations: a simulation study. *Theor. Appl. Genet.* 96: 147–154.
- van Berloo R and Stam P (1999) Comparison between marker-assisted selection and phenotypical selection in a set of *Arabidopsis thaliana* recombinant inbred lines. *Theor. Appl. Genet.* 98: 113–118.
- Van Berloo R, Zhu A, Ursem R, Verbakel H, Gort G, van Eeuwijk FA (2008) Diversity and linkage disequilibrium analysis within a selected set of cultivated tomatoes. *Theor Appl Genet* 117: 89–101
- van der Knaap E, Tanksley SD (2003) The making of a bell pepper-shaped tomato fruit: identification of loci controlling fruit morphology in Yellow Stuffer tomato. *Theor Appl Genet* 107: 139–147

- van Eeuwijk Fred A., Bustos-Korts D, Millet EJ, Boer MP, Kruijjer W, Thompson A et al. (2019) Modelling strategies for assessing and increasing the effectiveness of new phenotyping techniques in plant breeding. *Plant Science* 282 :23-39
- Van Ploeg D, Heuvelink E (2005) Influence of sub-optimal temperature on tomato growth and yield: a review. *J Hort Sci Biotechnol* 80: 652–659
- Vargas-Ponce O, Pérez-Álvarez LF, Zamora-Tavares P, Rodríguez A (2011) Assessing Genetic Diversity in Mexican Husk Tomato Species. *Plant Mol Biol Report* 29: 733–738
- Veillet F, Perrot L, Chauvin L, Kermarrec M-P, Guyon-Debast A, Chauvin J-E, Nogué F, Mazier M (2019) Transgene-Free Genome Editing in Tomato and Potato Plants Using Agrobacterium-Mediated Delivery of a CRISPR/Cas9 Cytidine Base Editor. *International Journal of Molecular Sciences* 20 (2), 402
- Verkerke W, Janse J, Kersten M (1998) Instrumental Measurement and Modelling of Tomato Fruit Taste. *Acta Hort* 199–206
- Verlaan MG, Hutton SF, Ibrahim RM, Kormelink R, Visser RGF, Scott JW, Edwards JD, Bai YL (2013) The *Tomato Yellow Leaf Curl Virus* Resistance Genes *Ty-1* and *Ty-3* Are Allelic and Code for DFDGD-Class RNA-Dependent RNA Polymerases. *PLoS Genetics* 9
- Villalta I, Bernet GP, Carbonell EA, Asins MJ (2007) Comparative QTL analysis of salinity tolerance in terms of fruit yield using two solanum populations of F7 lines. *Theor Appl Genet* 114: 1001–1017
- Viquez-Zamora M, Vosman B, van de Geest H, Bovy A, Visser RGF, Finkers R, van Heusden AW (2013) Tomato breeding in the genomics era: Insights from a SNP array. *BMC Genomics* 14: 354
- Vos P, Simons G, Jesse T, Wijbrandi J, Heinen L, Hogers R, Frijters A, Groenendijk J, Diergaarde P, Reijans M, Fierens-Onstenk J, de Both M, Peleman J, Liharska T, Hontelez J, Zabeau M (1998) The tomato *Mi-1* gene confers resistance to both root-knot nematodes and potato aphids. *Nature Biotechnology* 16: 1365-1369
- Vrebalov J, Ruezinsky D, Padmanabhan V, White R, Medrano D, Drake R, Schuch W, Giovannoni J (2002) A MADS-box gene necessary for fruit ripening at the tomato ripening-inhibitor (rin) locus. *Science* (80-) 296: 343–346
- Wahid A, Gelani S, Ashraf M, Foolad MR (2007) Heat tolerance in plants: An overview. *Environ Exp Bot* 61: 199–223
- Wang D, Salah El-Basyoni I, Stephen Baenziger P, Crossa J, Eskridge KM, Dweikat I (2012) Prediction of genetic values of quantitative traits with epistatic effects in plant breeding populations. *Heredity* (Edinb) 109: 313–9
- Wang DR, Agosto-Pérez FJ, Chebotarov D, Shi Y, Marchini J, Fitzgerald M, McNally KL, Alexandrov N, McCouch SR (2018) An imputation platform to enhance integration of rice genetic resources. *Nat Commun* 9: 3519
- Wang JF, Ho FI, Truong HTH, Huang SM, Balatero CH, Dittapongpitch V, Hidayati N (2013) Identification of major QTLs associated with stable resistance of tomato cultivar 'Hawaii 7996' to *Ralstonia solanacearum*. *Euphytica* 190: 241-252
- Wang K, Li M, Hakonarson H (2010) ANNOVAR: Functional annotation of genetic variants from high-throughput sequencing data. *Nucleic Acids Res* 38: e164
- Wang L, Song X, Gu L, Li X, Cao S, Chu C, Cui X, Chen X, Cao X (2013) NOT2 proteins promote polymerase II-dependent transcription and interact with multiple MicroRNA biogenesis factors in Arabidopsis. *Plant Cell* 25: 715–27
- Wang R, Tavano ECDR, Lammers M, Martinelli AP, Angenent GC, de Maagd RA. (2019) Re-evaluation of transcription factor function in tomato fruit development and ripening with CRISPR/Cas9-mutagenesis. *Sci Rep.* 8:1696.
- Wang Y, Wu W-H (2015) Genetic approaches for improvement of the crop potassium acquisition and utilization efficiency. *Curr Opin Plant Biol* 25: 46–52
- Wang Z, Gerstein M, Snyder M (2009) RNA-Seq: A revolutionary tool for transcriptomics. *Nat Rev Genet* 10: 57–63
- Waters AJ, Makarevitch I, Noshay J, Burghardt LT, Hirsch CN, Hirsch CD, Springer NM (2017) Natural variation for gene expression responses to abiotic stress in maize. *Plant J* 89: 706–717
- Wells T, Ward JL, Corol DI, Baker JM, Gerrish C, Michael H, Seymour GB, Fraser PD and Bramley PM (2013) Metabolite profiling of introgression lines of *Solanum habrochaites* using targeted and non-targeted approaches reveals novel quantitative trait loci.
- Whitaker BD (2008) Postharvest flavor deployment and degradation in fruits and vegetables. *In* B Bruckner, S Grant Willie, eds, *Fruit Veg. flavour*. CRC Press, Cambridge, UK, pp 103–131
- Wilkinson JQ, Lanahan MB, Yen H-C, Giovannoni JJ, Klee HJ (1995) An ethylene-inducible component of signal transduction encoded by never-ripe. *Science* (80-) 270: 1809
- Willits MG, CM Kramer, RT Prata, V De Luca , BG Potter, JC Steffens, G Graser (2005) Utilization of the Genetic Resources of Wild Species To Create a Nontransgenic High Flavonoid Tomato. *J Agric Food Chem* 53:1231-1236

- Won SY, Yumul RE, Chen X (2014) Small RNAs in Plants. Mol. Biol. Springer New York, New York, NY, pp 95–127
- Xiao H, Jiang N, Schaffner E, Stockinger EJ, Knaap E van der (2008) A Retrotransposon-Mediated Gene Duplication Underlies Morphological Variation of Tomato Fruit. *Science* 319: 1527–1530
- Xie Z, Allen E, Fahlgren N, Calamar A, Givan SA, Carrington JC (2005) Expression of Arabidopsis MIRNA genes. *Plant Physiol* 138: 2145–54
- Xinyou Y, P Stam, M J. Kropff, Ad HCM. Schapendonk, Yin X, Struik PC (2010) Modelling the crop: from system dynamics to systems biology. *Journal of Experimental Botany* 61: 2171 - 2183.
- Xu J, Driedonks N, Rutten MJM, Vriezen WH, de Boer GJ, Rieu I (2017) Mapping quantitative trait loci for heat tolerance of reproductive traits in tomato (*Solanum lycopersicum*). *Mol Breed.* 37: 58.
- Xu J, Ranc N, Muños S, Rolland S, Bouchet J-PP, Desplat N, Le Paslier M-CC, Liang Y, Brunel D, Causse M (2013) Phenotypic diversity and association mapping for fruit quality traits in cultivated tomato and related species. *Theor Appl Genet* 126: 567–581
- Xu J, Wolters-Arts M, Mariani C, Huber H, Rieu I (2017) Heat stress affects vegetative and reproductive performance and trait correlations in tomato (*Solanum lycopersicum*). *Euphytica* 213: 156
- Xu WF, Shi WM, Yan F (2012) Temporal and Tissue-Specific Expression of Tomato 14-3-3 Gene Family in Response to Phosphorus Deficiency. *Pedosphere* 22: 735–745
- Yamamoto E, Matsunaga H, Onogi A, Kajiyama-Kanegae H, Minamikawa M, Suzuki A, Shirasawa K, Hirakawa H, Nunome T, Yamaguchi H, et al. (2016) A simulation-based breeding design that uses whole-genome prediction in tomato. *Sci Rep* 6: 19454
- Yamamoto E, Matsunaga H, Onogi A, Ohyama A, Miyatake K, Yamaguchi H, Nunome T, Iwata H, Fukuoka H (2017) Efficiency of genomic selection for breeding population design and phenotype prediction in tomato. *Heredity (Edinb)* 118: 202–209
- Yang D-Y, Li M, Ma N-N, Yang X-H, Meng Q-W (2017) Tomato SIGGP-LIKE gene participates in plant responses to chilling stress and pathogenic infection. *Plant Physiol Biochem* 112: 218–226
- Yang X, Caro M, Hutton SF, Scott JW, Guo Y, Wang X, Rashid MH, Szinay D, de Jong H, Visser RGF, et al. (2014) Fine mapping of the tomato yellow leaf curl virus resistance gene Ty-2 on chromosome 11 of tomato. *Mol Breed* 34: 749–760
- Yasmeen A, Mirza B, Inayatullah S, Safdar N, Jamil M, Ali S, Choudhry MF (2009) In planta transformation of tomato. *Plant molecular biology reporter* 27(1):20-8.
- Ye J, Wang X, Hu T, Zhang F, Wang B, Li C, Yang T, Li H, Lu Y, Giovannoni JJ, et al. (2017) An InDel in the Promoter of Al-ACTIVATED MALATE TRANSPORTER9 Selected during Tomato Domestication Determines Fruit Malate Contents and Aluminum Tolerance. *Plant Cell* 29: 2249–2268
- Yin X, MJ Kropff, P Stam. (1999) The role of ecophysiological models in QTL analysis: The example of specific leaf area in barley. *Heredity* 82:415–421
- You C, Cui J, Wang H, Qi X, Kuo L-Y, Ma H, Gao L, Mo B, Chen X (2017) Conservation and divergence of small RNA pathways and microRNAs in land plants. *Genome Biol* 18: 158
- Young ND, Tanksley SD (1989) RFLP analysis of the size of chromosomal segments retained around the Tm-2 locus of tomato during backcross breeding. *Theor Appl Genet* 77: 353-359
- Yu B, Bi L, Zheng B, Ji L, Chevalier D, Agarwal M, Ramachandran V, Li W, Lagrange T, Walker JC, et al. (2008) The FHA domain proteins DAWDLE in Arabidopsis and SNIP1 in humans act in small RNA biogenesis. *Proc Natl Acad Sci* 105: 10073–10078
- Yu Y, Jia T, Chen X (2017) The ‘how’ and ‘where’ of plant microRNAs. *New Phytol* 216: 1002–1017
- Zamir D (2001) Improving plant breeding with exotic genetic libraries. *Nat Rev Genet* 2: 3–9
- Zanor MI, Rambla JL, Chaïb J, Steppa A, Medina A, Granell A, Fernie AR, Causse M (2009) Metabolic characterization of loci affecting sensory attributes in tomato allows an assessment of the influence of the levels of primary metabolites and volatile organic contents. *J Exp Bot* 60: 2139–2154
- Zegbe-Domínguez J., Behboudian M., Lang A, Clothier B. (2003) Deficit irrigation and partial rootzone drying maintain fruit dry mass and enhance fruit quality in ‘Petopride’ processing tomato (*Lycopersicon esculentum*, Mill.). *Sci Hortic (Amsterdam)* 98: 505–510
- Zhang B, Tieman DM, Chen J, Xu Y, Chen K, Fei Z, Giovannoni J, Klee HJ (2016) Loss of tomato flavor quality during chilling is associated with reduced expression of volatile biosynthetic genes and a transient alteration in DNA methylation. *Proc. Natl. Acad. Sci USA* 113: 12580-84.
- Zhang C, Liu L, Wang X, Vossen J, Li G, Li T, Zheng Z, Gao J, Guo Y, Visser RGF, et al. (2014) The Ph-3 gene from *Solanum pimpinellifolium* encodes CC-NBS-LRR protein conferring resistance to *Phytophthora infestans*. *Theor Appl Genet* 127: 1353–1364
- Zhang J, Zhao J, Liang Y, Zou Z (2016) Genome-wide association-mapping for fruit quality traits in tomato. *Euphytica* 207: 439–451
- Zhang J, Zhao J, Xu Y, Liang J, Chang P, Yan F, Li M, Liang Y, Zou Z (2015) Genome-Wide Association Mapping for

- Tomato Volatiles Positively Contributing to Tomato Flavor. *Front Plant Sci* 6: 1042
- Zhang S, Xie M, Ren G, Yu B (2013) CDC5, a DNA binding protein, positively regulates posttranscriptional processing and/or transcription of primary microRNA transcripts. *Proc Natl Acad Sci U S A* 110: 17588–93
- Zhang Y, Butelli E, Alseekh S, Tohge T, Rallapalli G, Luo J, Kwar PG, Hill L, Santino A, Fernie AR, Martin C. (2015) Multi-level engineering facilitates the production of phenylpropanoid compounds in tomato. *Nature Communications* 6:8635.
- Zhang Z, Guo X, Ge C, Ma Z, Jiang M, Li T, Koiwa H, Yang SW, Zhang X (2017) KETCH1 imports HYL1 to nucleus for miRNA biogenesis in Arabidopsis. *Proc Natl Acad Sci U S A* 114: 4011–4016
- Zhao C, Liu B, Piao S, Wang X, Lobell DB, Huang Y, Huang M, Yao Y, Bassu S, Ciaia P, et al. (2017) Temperature increase reduces global yields of major crops in four independent estimates. *Proc Natl Acad Sci* 114: 9326–9331
- Zhao J, Sauvage C, Zhao J, Bitton F, Bauchet G, Liu D, Huang S, Tieman DM, Klee HJ, Causse M (2019) Meta-analysis of genome-wide association studies provides insights into genetic control of tomato flavor. *Nat Commun* 10: 1534
- Zhao J, Xu Y, Ding Q, Huang X, Zhang Y, Zou Z, Li M, Cui L, Zhang J (2016) Association Mapping of Main Tomato Fruit Sugars and Organic Acids. *Front Plant Sci* 7: 1–11
- Zhao X, Liu Y, Liu X, Jiang J (2018) Comparative Transcriptome Profiling of Two Tomato Genotypes in Response to Potassium-Deficiency Stress. *Int J Mol Sci* 19: 2402
- Zhong S, Fei Z, Chen Y, Zheng Y, Huang M, Vrebalov J, McQuinn R, Gapper N, Liu B, Xiang J, et al. (2013) Single-base resolution methylomes of tomato fruit development reveal epigenome modifications associated with ripening. *Nat Biotechnol* 31: 154–159
- Zhou R, Wu Z, Cao X, Jiang F (2015) Genetic diversity of cultivated and wild tomatoes revealed by morphological traits and SSR markers. *Genet Mol Res* 14: 13868–13879
- Zhou R, Yu X, Ottosen C-O, Rosenqvist E, Zhao L, Wang Y, Yu W, Zhao T, Wu Z (2017) Drought stress had a predominant effect over heat stress on three tomato cultivars subjected to combined stress. *BMC Plant Biol* 17: 24
- Zhu G, J Gou, H Klee, S Huang (2019) Next-Gen Approaches to Flavor-Related Metabolism. *Annual Review of Plant Biology* 70: 187-212
- Zhu G, Wang S, Huang Z, Zhang S, Liao Q, et al. (2018) Rewiring of the Fruit Metabolome in Tomato Breeding. *Cell* 172, 249–261
- Zhuang K, Kong F, Zhang S, Meng C, Yang M, Liu Z, Wang Y, Ma N, Meng Q (2019) Whirly1 enhances tolerance to chilling stress in tomato via protection of photosystem II and regulation of starch degradation. *New Phytol* 221: 1998–2012
- Zsögön A, Čermák T, Naves ER, Notini MM, Edel KH, Weinl S, Freschi L, Voytas DF, Kudla J, Peres LE (2018) De novo domestication of wild tomato using genome editing. *Nature Biotechnology* 36: 1211-1216.
- Zsögön A, Cermak T, Voytas D, Pereira Peres LE (2017) Genome editing as a tool to achieve the crop ideotype and de novo domestication of wild relatives: Case study in tomato. *Plant Science* 256, 120-130
- Zuo J, Fu D, Zhu Y, Qu G, Tian H, Zhai B, Ju Z, Gao C, Wang Y, Luo Y, et al. (2013) SRNAome parsing yields insights into tomato fruit ripening control. *Physiol Plant* 149: 540–553
- Zuo J, Zhu B, Fu D, Zhu Y, Ma Y, Chi L, Ju Z, Wang Y, Zhai B, Luo Y (2012) Sculpting the maturation, softening and ethylene pathway: the influences of microRNAs on tomato fruits. *BMC Genomics* 13: 7
- Zuriaga E, Blanca J, Nuez F (2009) Classification and phylogenetic relationships in *Solanum* section *Lycopersicon* based on AFLP and two nuclear gene sequences. *Genet Resour Crop Evol* 56: 663–678

Legends of figures

Figure 1. Evolution of tomato production over years in the 9 main producing countries

Figure 2. Geographical locations of wild tomato species *Solanum pennellii*. Data were collected from Tomato Genetics Resource Center, University of California, Davis (<https://tgrc.ucdavis.edu/Data/Acc/Wildspecies.aspx>).

Figure 3. Genetic map of tomato with mapped major resistance genes. Marker names and genetic distances are according to the SGN tomato- EXPEN 2000 map (<https://solgenomics.net/>). Position of genes are adapted from Foolad 2007, Foolad et al. 2012, Lee et al. 2015, Bai et al. 2018, Gill et al. 2019, and Sharma et al. 2019. When there is no common marker between the publication and the EXPEN 2000 map, the relative position was determined using a blastn search with the linked marker sequences as a query, against tomato chromosomes SL2.50 to identify the nearest marker. Genetic distances (in cM) are indicated on the left of the chromosomes.

Figure 4. SNP density for the tomato collection reported in Sauvage et al., (2014). Left, middle and right panels represents the SNP density of the reference panel, after and before genotype imputation, adapted from Zhao et al., (2019).

Figure 5. Geographical distributions of the population structure revealed by SOLCAP SNPs, adapted from Blanca et al., (2012). Different colored bars represent the proportion of the population structure.

Figure 6. Overall scheme of the process-based design of tomato ideotypes. Plant and organ phenotypes measured in controlled environment or phenotyping platforms under different GxExM combinations (D) can be predicted by coupling process-based models that describe water and carbon fluxes in the plant, growth processes and primary and secondary fruit metabolism (A). On the right, figure (C) illustrates the use of the coupled model for phenotyping plant and fruits and for designing ideotypes. The heatmap shows the effect on all the simulated processes of a virtual mutation controlling one genetic parameter of the model, while the plot shows the position of ideotypes generated by the model according to fruit dry matter content and fruit water loss due to water deficit. On the left (B), the genetic model is dependent on several effects, which control the genotypic parameters of the process-based models in (A). The genetic model enables to predict the genotype of ideotypes selected in (C). The optimization procedure applies both to estimate the genotypic parameters of the models and to design the ideotypes.

Figure 7. A general workflow for transformation based on widely used protocols. The target sequence could be obtained by PCR or commercial synthesis, and then different cloning methods used to transfer it into the clone vector. After verifying the clone vector, target sequence could be transferred to delivery vector, which is adapted for agrobacteria transformation. Tomato seeds are germinated in sterilized medium. When cotyledons appear, they are cut for pre-culture. After pre-culture, cotyledons (or other explants) are co-incubated with Agrobacteria that carry delivery vector and Ti plasmid, following a short period (such as 2 days) for co-culture. Then explants are transferred to medium suitable for regeneration and selection. For different step of regeneration, different nutrition and hormones are needed. When roots appear, transgenic plants are introduced to greenhouse. For T0 plants, the insertion of exogenous modules should be checked. The seeds of T0 plants are planted on medium with selection antibiotic for selecting the transgenic plants.

Tables (cf file Tables 1 to 5)

Table 1. Average tomato fruit nutritional value and composition (adapted from USDA)

Proximates	Content (per 100g fresh weight)
Water	94.5 g
Energy	18 kcal
Protein	0.88 g
Lipids	0.2 g
Fibers	1.2 g
Sugars	2.63 g
Acids	0.65g
<hr/>	
Minerals	
Calcium	10 mg
Magnesium	11 mg
Phosphorus	24 mg
Potassium	237 mg
Sodium	5 mg
Fluoride	0.00000g
<hr/>	
Vitamins	
Vitamin C	14 mg
Choline	6.7 mg
Vitamin A & carotene	0.59 mg
Lycopene	2.57 mg
Lutein & zeaxanthin	123 µg
Vitamin K	8 µg

(adapted from USDA: <https://www.usda.gov/>)

Table 2. Tomatoes and their wild relative species of the *Lycopersicon* section according to Peralta et al. 2008 ('*Lycopersicon* group' corresponds to the red- and orange-fruited species). For further details of crossability and other biological parameters of wild tomatoes see Grandillo et al. (2011).

Species	Distribution	Habitat;(elevational range	Section according to Peralta et al. (2008)
<i>Solanum lycopersicum</i> L.	Globally cultivated domesticate	Cultivated; sea level-4000 m	<i>Lycopersicon</i> 'Lycopersicon group'
<i>Solanum pimpinellifolium</i> L.	Southwestern Ecuador to northern Chile (many northern populations in Ecuador are admixture with <i>S. lycopersicum</i> ; Peralta et al. 2008; Blanca et al. 2013)	Dry slopes, plains and around cultivated fields; sea level-3000 m	<i>Lycopersicon</i> 'Lycopersicon group'
<i>Solanum peruvianum</i> L.	Central Peru to northern Chile	Dry coastal deserts and lomas; sea level-3000 m	<i>Lycopersicon</i> 'Eriopersicon group'
<i>Solanum cheesmaniae</i> (L.Riley) Fosberg	Galápagos Islands	Dry, open, rocky slopes; sea level-1300 m	<i>Lycopersicon</i> 'Lycopersicon group'
<i>Solanum galapagense</i> S.C.Darwin & Peralta	Galápagos Islands	Dry, open, rocky slopes; seashores; sea level-1600 m	<i>Lycopersicon</i> 'Lycopersicon group'
<i>Solanum arcanum</i> Peralta	Northern Peru	Dry inter-Andean valleys and in coastal lomas (seasonal fog-drenched habitats); 100-4000 m	<i>Lycopersicon</i> 'Arcanum group'
<i>Solanum chmielewskii</i> (C.M.Rick, Kesicki, Fobles & M.Holle) D.M.Spooner, G.J.Anderson & R.K.Jansen	Southern Peru and northern Bolivia	Dry inter-Andean valleys, usually on open, rocky slopes; often on roadcuts; 1200-3000 m	<i>Lycopersicon</i> 'Arcanum group'
<i>Solanum neorickii</i> D.M.Spooner, G.J.Anderson & R.K.Jansen	Southern Ecuador to southern Peru	Dry inter-Andean valleys; 500-3500 m	<i>Lycopersicon</i> 'Arcanum group'
<i>Solanum chilense</i> (Dunal)Reiche	Coastal Chile and southern Peru	Dry, open, rocky slopes; sea level-4000 m (B. Igic, pers. comm. has suggested the higher elevation plants represent a new species)	<i>Lycopersicon</i> 'Eriopersicon group'
<i>Solanum corneliomulleri</i> J.F.Macbr.	Southern Peru (Lima southwards)	Dry, rocky slopes; 20-4500 m (low elevation populations associated with landslides in southern Peru)	<i>Lycopersicon</i> 'Eriopersicon group'
<i>Solanum habrochaites</i> S.Knapp & D.M.Spooner	Andean Ecuador and Peru	Montane forests, dry slopes and occasionally coastal lomas; 10-4100	<i>Lycopersicon</i> 'Eriopersicon group'

		m	
<i>Solanum huaylasense</i> <i>Peralta</i>	Río Santa river drainage, north-central Peru	Dry, open, rocky slopes; 950-3300 m	<i>Lycopersicon</i> ' <i>Eriopersicon group</i> '
<i>Solanum pennellii</i> <i>Correll</i>	Northern Peru to northern Chile	Dry slopes and washes, usually in flat areas; sea level-4100 m	<i>Lycopersicon</i> ' <i>Neolycopersicon</i> <i>group</i> '

Table 3: Pest and pathogen resistance genes of tomato molecularly characterized.

Genes are classified by pest and pathogen latin name inside each pest and pathogen class. For each gene, the ITAG gene model(s) and the Genebank accession number are given when available.

Locus name (synonym)	Function of cloned gene	Species from which the trait was discovered	Genetic resources carrying this gene	Tomato chromosome	ITAG gene model	Genebank accession number	
						number	Literature
<i>Asc (Asc-1)</i>	LAG1 Longevity Assurance Gene Family	<i>S. pennellii</i>	VFNT Cherry, LA716	T3	Solyc03g114600	AJ312131	Brandwagt et al. (2000)
<i>Cf-2</i>	Leucine-rich repeat receptor-like protein kinase LRR-RLP	<i>S. pimpinellifolium</i>	LA2244, LA3043	T6	Solyc06g008300	U42444	Dixon et al. (1996)
<i>Cf-4</i>	Leucine-rich repeat receptor-like protein kinase LRR-RLP	<i>S. habrochaites</i>	LA2446, LA3045, LA3051, LA3267	T1	Solyc01g006550	AJ002235	Takken et al. 1998, 1999
<i>Cf-5</i>	Leucine-rich repeat receptor-like protein kinase LRR-RLP	<i>S. lycopersicum</i>	-	T6	-	AF053993	Dixon et al. (1998)
<i>Cf-9</i>	Leucine-rich repeat receptor-like protein kinase LRR-RLP	<i>S. pimpinellifolium</i>	LA3047	T1	Solyc01g005160	AJ002236	Jones et al. (1994)
<i>I (I-1)</i>	Leucine-rich repeat receptor-like protein kinase LRR-RLP	<i>S. pimpinellifolium</i>	PI79532	T11	Solyc11g011180		Catanzariti et al. (2017) Ori et al. (1997);
<i>I-2</i>	CC-NB-LRR	<i>S. pimpinellifolium</i>	PI126915	T11	Solyc11g071430		Simons et al (1998)
<i>I-3</i>	S-receptor-like kinase 5 (SRLK-5)	<i>S. pennellii</i>	LA716	T7	Solyc07g055640	KP082943	Catanzariti et al. (2015)
<i>I-7</i>	Leucine-rich repeat receptor-like protein kinase LRR-RLP	<i>S. pennellii</i>	PI414773, Tristar cultivar	T8	Solyc08g77740	KT185194	Gonzalez-Cendales et al. (2016)
<i>ol-2 (SIMlo1)</i>	Loss-of-function mlo	<i>S. lycopersicum</i>	LA1230, KNU-12 cultivar	T4	Solyc04g049090	AY967408	Bai et al. (2008)
<i>Ve-1 (Ve)</i>	RLP-type resistance protein	<i>S. lycopersicum</i>	VFN8, Craigella GCR 151, PI 303801	T9	Solyc09g005090	AF272367	Kawchuk et al. (2001); Fradin et al (2009)
<i>Ph-3</i>	CC-NB-LRR	<i>S. pimpinellifolium</i>	LA4285, LA4286, LA1269(=PI3659)	T9	Solyc09g092280-	KJ563933	Zhang et al. (2013); Zhang et al. (2014)

			57), L3708		Solyc09g092310			
<i>pot-1</i>	eukaryotic translation initiation factor 4E (eIF4E)	<i>S. habrochaites</i>	PI247087	T3	Solyc03g005870	AY723736	Ruffel et al (2005); Piron et al. (2010)	
<i>Tm-1</i>	Inhibitor of tobamovirus RNA replication	<i>S. habrochaites</i>	PI126445	T2	Solyc02g062560	AB713135, AB713134	Ishibashi et al. (2007) Lanfermeijer et al. (2003)	
<i>Tm-2</i>	CC-NB-LRR	<i>S. peruvianum</i>	Craigella GCR236	T9	Solyc09g018220	AF536200	(2005)	
<i>Tm-2² (Tm-2^a)</i>	CC-NB-LRR	<i>S. peruvianum</i>	Craigella GCR267	T9	Solyc09g018220	AF536201	(2005)	
<i>Sw-5</i>	CC-NB-LRR	<i>S. peruvianum</i>	Stevens cultivar	T9	Solyc09g098130	AY007367	Brommonschenkel et al. (2000)	
<i>Ty-1</i>	DFDGD-Class RNA-Dependent RNA Polymerases	<i>S. chilense</i>	LA1969	T6	Solyc06g051170, Solyc06g051180, and Solyc06g051190		Verlaan et al. (2013)	
<i>Ty-2 (TYNBS1)</i>	CC-NB-LRR	<i>S. habrochaites</i>	H9205, TY-Chie, Shurei cultivars	T11	Solyc11g069660.1 and Solyc11g069670.1	LC126696	Yamaguchi et al., 2018	
<i>Ty-3</i>	DFDGD-Class RNA-Dependent RNA Polymerases	<i>S. chilense</i>	LA2279	T6	Solyc06g051170, Solyc06g051180, and Solyc06g051190		Verlaan et al. (2013)	
<i>ty-5</i>	messenger RNA surveillance factor Pelota (Pelo)	<i>S. peruvianum</i>	Tyking cultivar	T4	Solyc04g009810	KC447287	Lapidot et al., 2015	
<i>Pto</i>	Serine/threonine protein kinase	<i>S. pimpinellifolium</i>	LA2396, LA2458, LA3472	T5	Solyc05g013300	U02271	Martin et al. (1993)	
<i>Prf</i>	CC-NB-LRR	<i>S. pimpinellifolium</i>	LA2396, LA2458, LA3472	T5	Solyc05g013280	U65391	Salmeron et al. (1996)	
<i>Bs-4</i>	TIR-NB-LRR	<i>S. lycopersicum</i>	Money Maker cultivar	T5	Solyc05g007850	AY438027	Schornack et al. (2004)	
<i>Hero</i>	CC-NB-LRR	<i>S. pimpinellifolium</i>	LA121	T4	Solyc04g008120	AJ457051	Ernst et al. (2002)	
<i>Mi-1.2 (Mi, Meu)</i>	CC-NB-LRR	<i>S. peruvianum</i>	Motelle cultivar and most of tomato	T6	Several homologs on Chr6	AF039682	Vos et al. (1998); Milligan et al., (1998); Nombela et al., 2001;	

rootstocks

Rossi et al., 1998;
Casteel et al., 2007

Table 4. QTL studies on tomato abiotic stress published during the last decade. For each study, the number of genotypes analyzed, the population cross-design and the number and type of markers used are displayed. The columns "Stress treatment" and "Stress period" present the level of stress applied and the period on which stress was applied. The column "Phenotypes" highlights the phenotypic traits that were evaluated to conduct the QTL/association analysis. The phenotypic traits usually correspond to different traits: Seed quality (germination ability); Fruit quality (SSC, Vitamin C, pH, firmness, organic acids); Plant architecture and vegetative growth (diameter, leaf length, height, dry matter content, specific leaf area, biomass); Phenology (flowering, ripening time); Productivity (yield, fruit weight, number of fruits); Physiological traits (WUE); Model parameters (Maximum cell wall extensibility, membrane conductivity, sugar active uptake, membrane reflection, Pedicel conductivity, soluble sugar concentration, fruit dry weight, fruit water content, xylem conductivity).

Treatment	Number of individuals	Marker types	Stress treatment	Stress period	Cross-design	Phenotypes	Number of QTLs	Reference
Cold stress (CS)								
CS	83 RILs	865 SNP	Cold stress (12 °C)	Seed germination	Bi-parental (Interspecific)	Seed quality	12 QTLs	Kazmi et al. 2012
CS	146 RILs	120 SSR	Cold stress (11°C)	Seed germination	Bi-parental (Interspecific)	Germinatin ratio	5 QTLs	Liu et al. 2016
CS	146 RILs	120 SSR	2°C for 48 hours	4 - 5 true leaves	Bi-parental (Interspecific)	Chilling injuries	9 QTLs	Liu et al. 2016
High temperature stress (HT)								
HT	192 F2	106 AFLP markers	Minimal /Maximal T° > 25°C /40°C	Transplanting - end of the experiment	Bi-parental (Intraspecific)	Fruit set	6 QTLs	Grilli et al. 2007
HT	160 F2	62 RAPD, ISSR and AFLP markers	Day/Night T° = 37.2°C /24.7°C	All growing season	Bi-parental (Interspecific)	Yield; Fruit quality; Reproductive traits	21 QTLs	Lin et al. 2010
HT	83 RILs	865 SNP	Heat stress (35-36°C)	Seed germination	Bi-parental (Interspecific)	Seed quality	16 QTLs	Kazmi et al. 2012
HT	180 F2	96 SNP	Day/Night T° = 31°C /25°C	From 1st inflorescences appearance	Bi-parental (Intraspecific)	Reproductive traits	13 QTLs	Xu et al. 2017
HT	98 F8 RILs	727 SNP	37°C	Seed germination	Bi-parental (Interspecific)	Thermo-tolerance, Thermo-inhibition, Thermo-dormancy	9 QTLs	Geshnizjani et al. 2018
Salinity stress (SS)								

SS	123 RILs	156 SSR, SCAR markers	125 mM NaCl	15 days after transplanting to the end of the experiment	Bi-parental (Interspecific)	Root-stock induced physiological parameters; Vegetative growth	57 QTLs	Asins et al. 2010	
SS	52 ILs	!!	150 mM NaCl	21 days from the seven true leaf stage	Bi-parental (Interspecific)	Plant architecture; antioxidant content	71 QTLs	Frery et al. 2010	
SS	52 ILs	!!	150 mM NaCl	15 days of treatment	Bi-parental (Interspecific)	Plant architecture; Vegetative growth	225 QTLs	Frery et al. 2011	
SS	78 ILs	!!	700 mM NaCl + 70 mM CaCl ₂	4 days after transplanting	Bi-parental (Interspecific)	Survival performance	4 QTLs	Li et al. 2011	
SS	90 ILs	!!	700 mM NaCl + 70 mM CaCl ₂	4 days after transplanting	Bi-parental (Interspecific)	Survival performance	6 QTLs	Li et al. 2011	
SS	100 RILs	134 SSR, SCAR markers	75 mM NaCl	15 days after transplanting to the end of the experiment	Bi-parental (Interspecific)	Root-stock induced physiological parameters; Vegetative growth	2 QTLs	Asins et al. 2010	
SS	83 RILs	865 SNP	Two levels of SS (-0.3 & -0.5 MPa NaCl)	Seed germination	Bi-parental (Interspecific)	Seed quality	32 (26) QTLs	Kazmi et al. 2012	
SS	124 RILs	2059 SNPs	8.94 dS/m.	10 days after the transplanting	Bi-parental (Interspecific)	Yield; Fruit quality; Biomass	54 QTLs	Asins et al. 2015	
SS	72 ILs	!!	EC = 6 dS/m	Planting - end of the experiment	Bi-parental (Interspecific)	Seed weight; Seed Germination; Metabolites	131 QTLs	Rosental et al. 2016	
SS	253 MAGIC RILs	1345 SNP	Two levels of SS (Ec=3.7 dS/m-1 & Ec=6.5 dS/m-1)	Transplanting - end of the experiment	MAGIC (Intraspecific)	Fruit quality; Plant architecture and vegetative growth; Phenology; Productivity	35 QTLs	Diouf et al. 2018	
Water deficit stress (WD)									
WD	75 ILs	!!	WD (30m ³ of water irrigation for 1000m ²)	Transplanting - end of the experiment	Introgression Line (Interspecific)	Fruit quality; Plant architecture and vegetative growth; Productivity	114 QTL	Gur et al. 2011	
WD	83 RILs	865 SNP	Two levels of Osmotic stress (-0.3 & -0.5 MPa PEG)	Seed germination	Bi-parental (Interspecific)	Seed quality	23 (19) QTLs	Kazmi et al. 2012	
WD	119 RILs	679 SNP	WD (40% ETP)	Transplanting - end of the experiment	Bi-parental (Intraspecific)	Fruit quality; Plant architecture and vegetative growth;	36 QTL	Albert et al. 2016a	

						Phenology; Productivity		
WD	141 small-fruit accessions	6100 SNPs	WD (40% ETP)	Transplanting - end of the experiment	GWAS-panel	Fruit quality; Plant architecture and vegetative growth; Phenology; Productivity	100 QTLs	Albert et al. 2016b
WD	18 sub-NILs	10 markers (SNP; SCAR; CAP)	WD (33%ETP)	Transplanting - end of the experiment	Near-Introgression Line (Interspecific)	Physiological traits; Plant architecture	2 QTLs regions	Arms et al. 2016
WD	117 F7 RILs	501 SNP	WD (49% ETP)	Transplanting - end of the experiment	Bi-parental (Intraspecific)	Model parameters	8 QTLs	Constantinescu et al. 2016
WD	241 MAGIC RILs	1345 SNP	WD (50% ETP)	Transplanting - end of the experiment	MAGIC (Intraspecific)	Fruit quality; Plant architecture and vegetative growth; Phenology; Productivity	22 QTLs	Diouf et al. 2018
WD	124 RILs	501 SNP	WD (60% ETP)	Transplanting - end of the experiment	Bi-parental (Intraspecific)	Fruit quality; Plant architecture and vegetative growth; Phenology; Productivity	23 QTLs	Albert et al. 2018
WD	124 RILs	501 SNP	WD (60% ETP)	Transplanting - end of the experiment	Bi-parental (Intraspecific)	Gene expression level for 274 genes	103 e-QTL	Albert et al. 2018
Other abiotic stress								
Oxidative stress	83 RILs	865 SNP	Oxidative stress (300 mm H2O2)	Seed germination	Bi-parental (Interspecific)	Seed quality	17 QTLs	Kazmi et al. 2012
N-deficiency	130 F10 lines	1899 SNP	N deficiency (NH4+: 0.1mM & NO3-: 1mM)	Transplanting - 1st truss fruit set	Bi-parental (Interspecific)	Vegetative growth, Leaf nitrogen content; Xylème sap hormone content	40 QTLs	Asins et al. 2017

Table 5 : Main databases useful for tomato genetics and genomics

Name	Address	Characteristics
Solanaceae Genome Network (SGN)	https://solgenomics.net	Central hub for sol genomics (genome sequences, loci, phenotypes ...)
Tomato Genetic Resource Center (TGRC)	https://tgrc.ucdavis.edu/	Charles Rick Tomato Genetic Resource Collection in UC Davis
Tomatoma	http://tomatoma.nbrp.jp/	Microtom mutants and genome archive
Mibase Tomato DB	http://www.kazusa.or.jp/jsol/microtom	Microtom genomic resources
SolCAP	http://solcap.msu.edu/	SNP, genotype and phenotypes
Tomato Expression Database	http://ted.bti.cornell.edu/	Gene expression analysis results
Tomato Expression Atlas	http://tea.solgenomics.net/	High resolution map of gene expression
Tomexpress	http://tomexpress.toulouse.inra.fr/	RNAseq data
Tomato EFP browser	http://bar.utoronto.ca/efp_tomato	Tomato gene expression viewer
Solcyc	http://solcyc.solgenomics.net/	Pathway/genome DB

Table 6. Transgenic tomato varieties approved for commercialization, reproduced from Gerszberg et al (2015)

Event	Developer	Traits	Year	Approved for	Country
FLAVR SAVR	Calgene	Delayed softening(developed by additional PG gene expressed)	1994	All uses in USA; Japan and Mexico for feed and for environment	USA
1345-4	DNA Plant Technology Corporation	Delayed ripening (developed by a truncated aminocyclopropane cyclase synthase gene)	1994	All uses in USA; food in Canada and Mexico	USA
Da,V,F tomato	Zeneca Seeds	Delayed ripening (developed by additional PG gene expressed)	1994	All uses in USA; food in Canada and Mexico	USA
8338	Monsanto Company	Delayed ripening (developed by introduction of 1-aminocyclopropane-1-carboxylic acid deaminase (accd) gene)	1995	All uses in USA	USA
351N	Agritope	Delayed ripening (developed by introduction the S-adenosylmethionine hydrolase (SAMK) gene)	1995	All uses in USA	China
Huafan No 1	Huazhong Agricultural University	Delayed ripening (developed by introduction anti-sense EFE gene)	1996	Data not available	China

5345	Monsanto Company	Insect resistant (developed by introduction of one cry1Ac gene)	1997	All uses in USA; food in Canada	USA
PK- TM8805R (8805R)	Beijing University	Delayed ripening	1999	Food, feed, cultivation in China	China

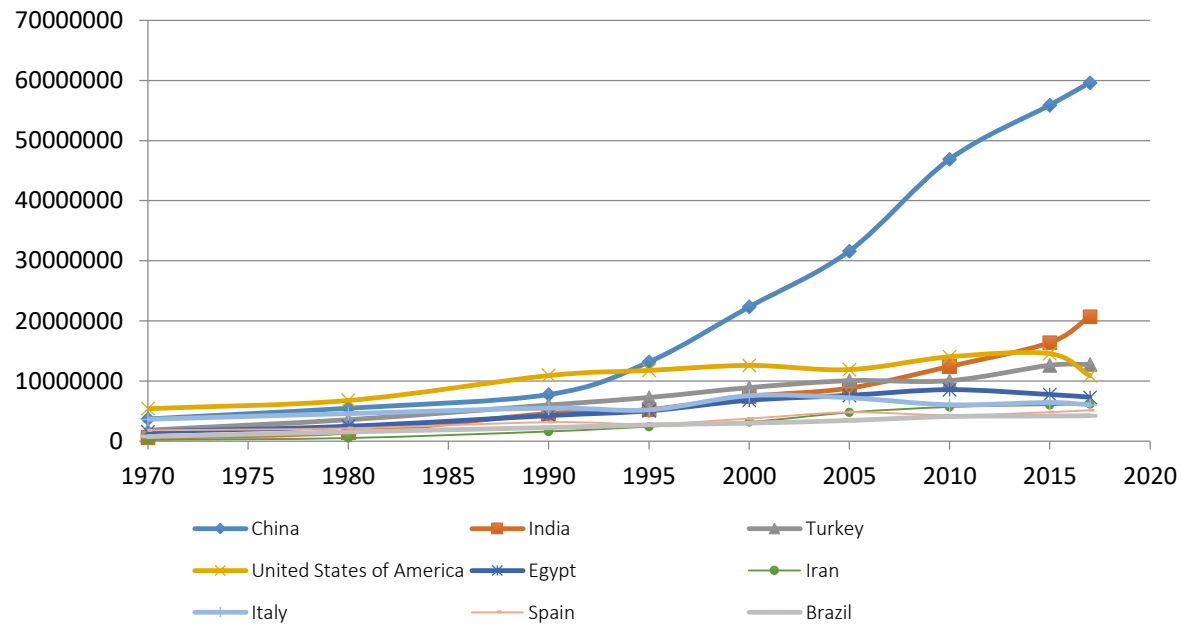



Figure 1: Evolution of tomato production over years in the 9 main producing countries

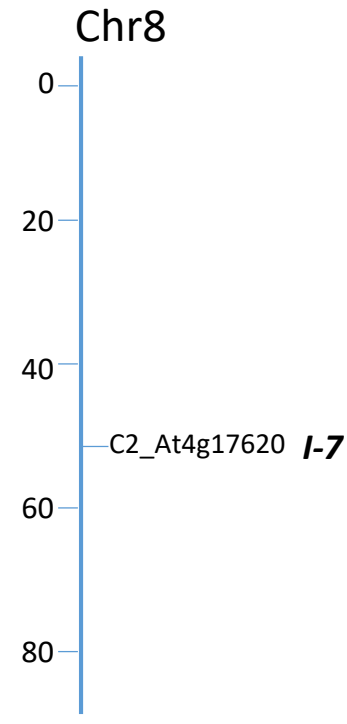
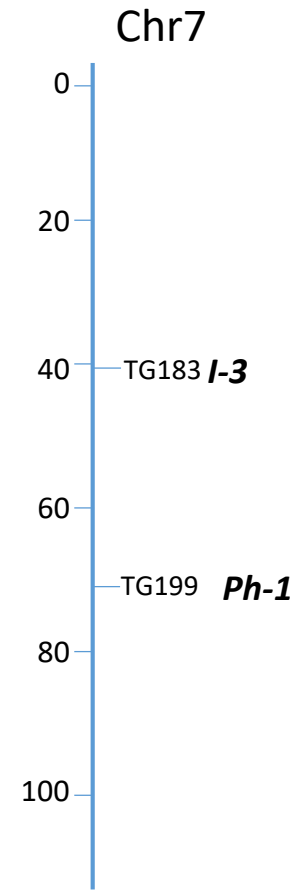
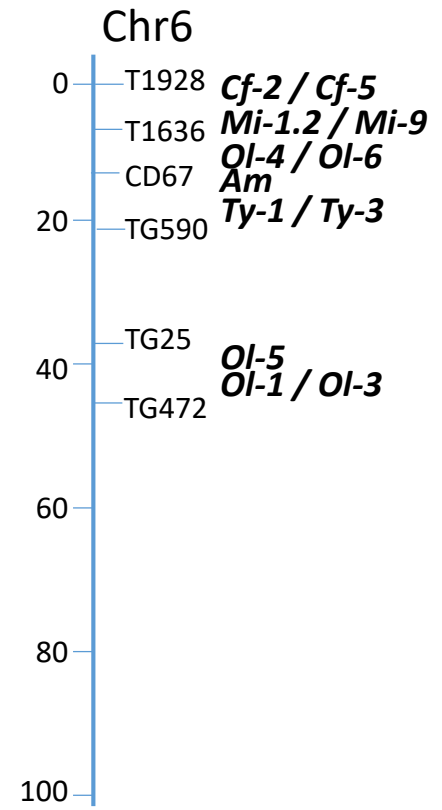
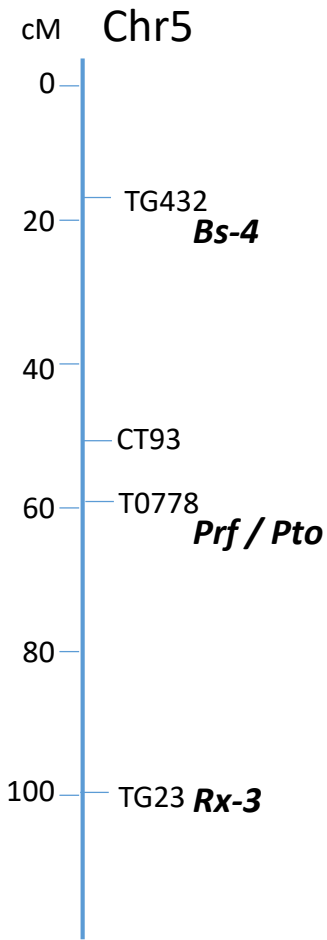


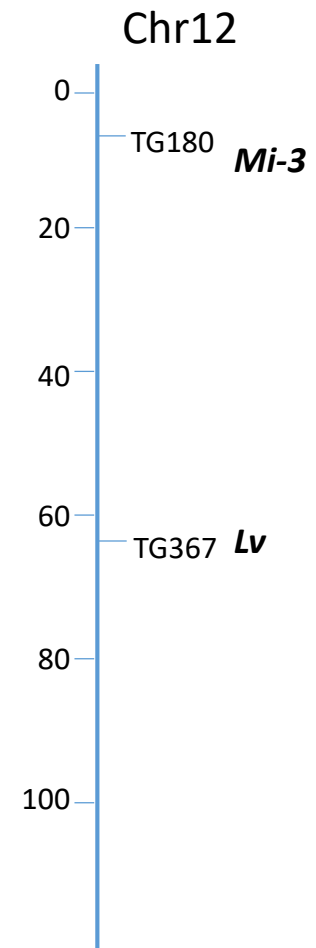



Figure 2. Geographical locations of wild tomato species *Solanum pennellii*.

Data were collected from Tomato Genetics Resource Center, University of California, Davis (<https://tgrc.ucdavis.edu/Data/Acc/Wildspecies.aspx>).

Figure 3: Genetic map of tomato with mapped major resistance genes. Marker names and genetic distances are according to the SGN tomato- EXPEN 2000 map (<https://solgenomics.net/>). Position of genes are adapted from Foolad 2007, Foolad et al. 2012, Lee et al. 2015, Bai et al. 2018, Gill et al. 2019, and Sharma et al. 2019. When there is no common marker between the publication and the EXPEN 2000 map, the relative position was determined using a blastn search with the linked marker sequences as a query, against tomato chromosomes SL2.50 to identify the nearest marker. Genetic distances (in cM) are indicated on the left of the chromosomes.







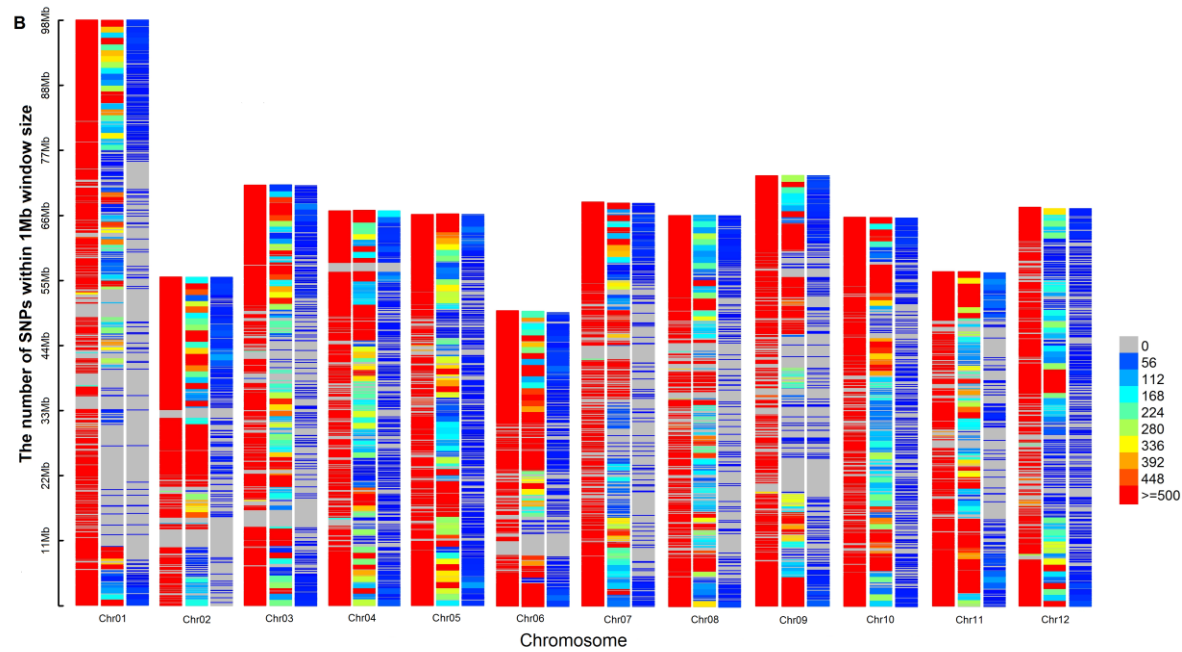


Figure 4. SNP density for the tomato collection reported in Sauvage et al., (2014).

Left, middle and right panels represents the SNP density of the reference panel, after and before genotype imputation, adapted from Zhao et al., (2019).

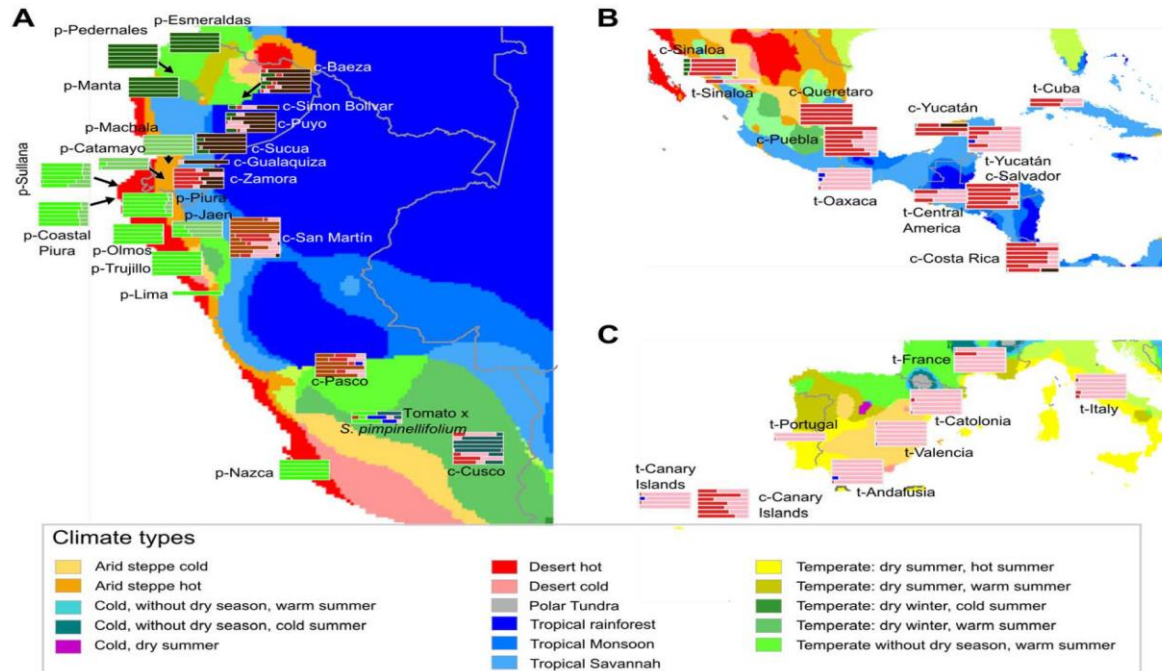
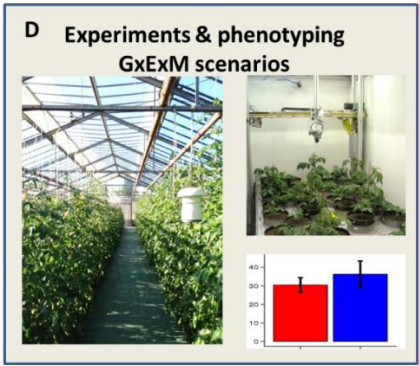
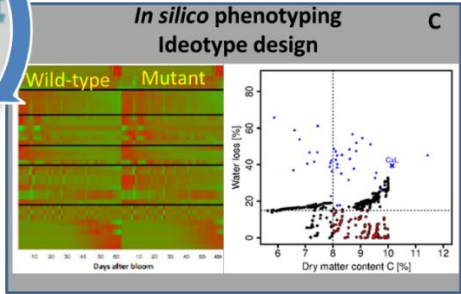
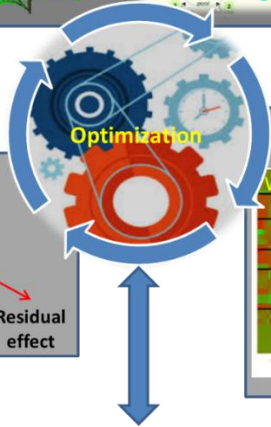
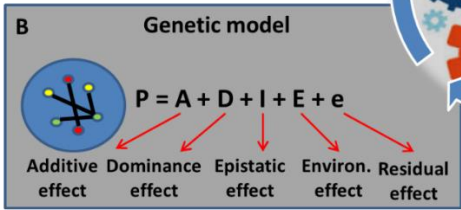
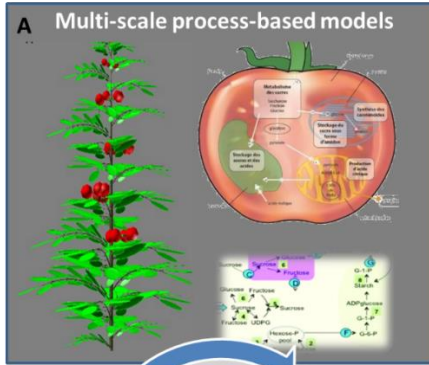


Figure 5. Geographical distributions of the population structure revealed by SOLCAP SNPs, as adapted from Blanca et al., (2012). Different colored bars represent the proportion of the population structure.

Figure 6: Overall scheme of the process-based design of tomato ideotypes.

Plant and organ phenotypes measured in controlled environment or phenotyping platforms under different GxExM combinations (D) can be predicted by coupling process-based models that describe water and carbon fluxes in the plant, growth processes and primary and secondary fruit metabolism (A). On the right, figure (C) illustrates the use of the coupled model for phenotyping plant and fruits and for designing ideotypes. The heatmap shows the effect on all the simulated processes of a virtual mutation controlling one genetic parameter of the model, while the plot shows the position of ideotypes generated by the model according to fruit dry matter content and fruit water loss due to water deficit. On the left (B), the genetic model is dependent on several effects, which control the genotypic parameters of the process-based models in (A). The genetic model enables to predict the genotype of ideotypes selected in (C). The optimization procedure applies both to estimate the genotypic parameters of the models and to design the ideotypes.



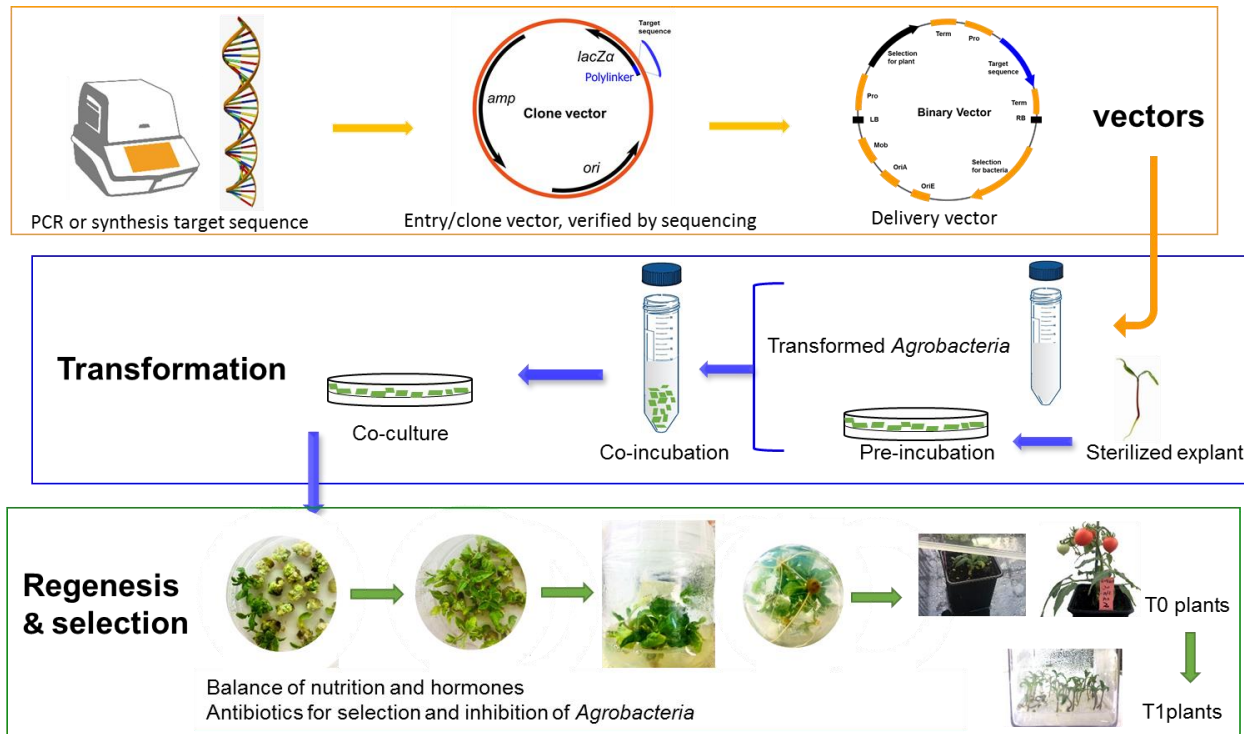


Figure 7. A general workflow for transformation based on widely used protocols.

The target sequence could be obtained by PCR or commercial synthesis, and then different cloning methods used to transfer it into the clone vector. After verifying the clone vector, target sequence could be transferred to delivery vector, which is adapted for agrobacteria transformation. Tomato seeds are germinated in sterilized medium. When cotyledons appear, they are cut for pre-culture. After pre-culture, cotyledons (or other explants) are co-incubated with *Agrobacteria* that carry delivery vector and Ti plasmid, following a short period (such as 2 days) for co-culture. Then explants are transferred to medium suitable for regenesis and selection. For different step of regenesis, different nutrition and hormones are needed. When roots appear, transgenic plants are introduced to greenhouse. For T0 plants, the insertion of exogenous modules should be checked. The seeds of T0 plants are planted on medium with selection antibiotic for selecting the transgenic plants.