



HAL
open science

Treatment of micropollutants in stormwater biofilters: comparing model results with field and lab data

Kelsey Flanagan, Mathilde Cartwright, Pengfei Shen, David Mccarthy,
Godecke-Tobias Blecken, Maria Viklander, Marie-Christine Gromaire

► To cite this version:

Kelsey Flanagan, Mathilde Cartwright, Pengfei Shen, David Mccarthy, Godecke-Tobias Blecken, et al.. Treatment of micropollutants in stormwater biofilters: comparing model results with field and lab data. Novatech 2023, Jul 2023, Lyon, France. hal-04167781

HAL Id: hal-04167781

<https://hal.science/hal-04167781>

Submitted on 21 Jul 2023

HAL is a multi-disciplinary open access archive for the deposit and dissemination of scientific research documents, whether they are published or not. The documents may come from teaching and research institutions in France or abroad, or from public or private research centers.

L'archive ouverte pluridisciplinaire **HAL**, est destinée au dépôt et à la diffusion de documents scientifiques de niveau recherche, publiés ou non, émanant des établissements d'enseignement et de recherche français ou étrangers, des laboratoires publics ou privés.

11^e Conférence internationale

LYON 2023

— L'eau dans la ville | Urban water

Organisée par

graie
POLE
EAU & TERRITOIRES

OTHU

MÉTROPOLE
GRAND LYON

nôvateCH

L'eau dans la ville | Urban water

Traitement de micropolluants par une noue filtrante : confrontation d'un modèle aux données expérimentales

Treatment of micropollutants in stormwater biofilters: comparing model results with field data

Kelsey Flanagan, Mathilde Cartwright, Pengfei Shen, David McCarthy, Godecke-Tobias Blecken, Maria Viklander, Marie-Christine Gromaire



Road runoff pollution

- **Road runoff**: one of the **most polluted** types of urban stormwater



- Pollutant **sources**
 - Road surfaces
 - Tires
 - Break pads
 - Exhaust fumes
 - Vehicle components
 - Fuel, oil, lubricants
 - Road paint and signs...

(Markiewics et al., 2016; Müller et al., 2020)

Road runoff pollution

- **Road runoff**: one of the **most polluted** types of urban stormwater



Traditional concerns:

- Suspended solids
- Trace metals
- Petroleum hydrocarbons
- Polycyclic aromatic hydrocarbons (PAH)

(Brown and Peake, 2005; Huber et al., 2016 ; Kayhanian, 2012)

Road runoff pollution

- **Road runoff**: one of the **most polluted** types of urban stormwater



Traditional concerns:

- Suspended solids
- Trace metals
- Petroleum hydrocarbons
- Polycyclic aromatic hydrocarbons (PAH)

(Brown and Peake, 2005; Huber et al., 2016 ; Kayhanian, 2012)

More recently:

Organic micropollutants

- Alkylphenols
- Phthalates
- Bisphenol-A...

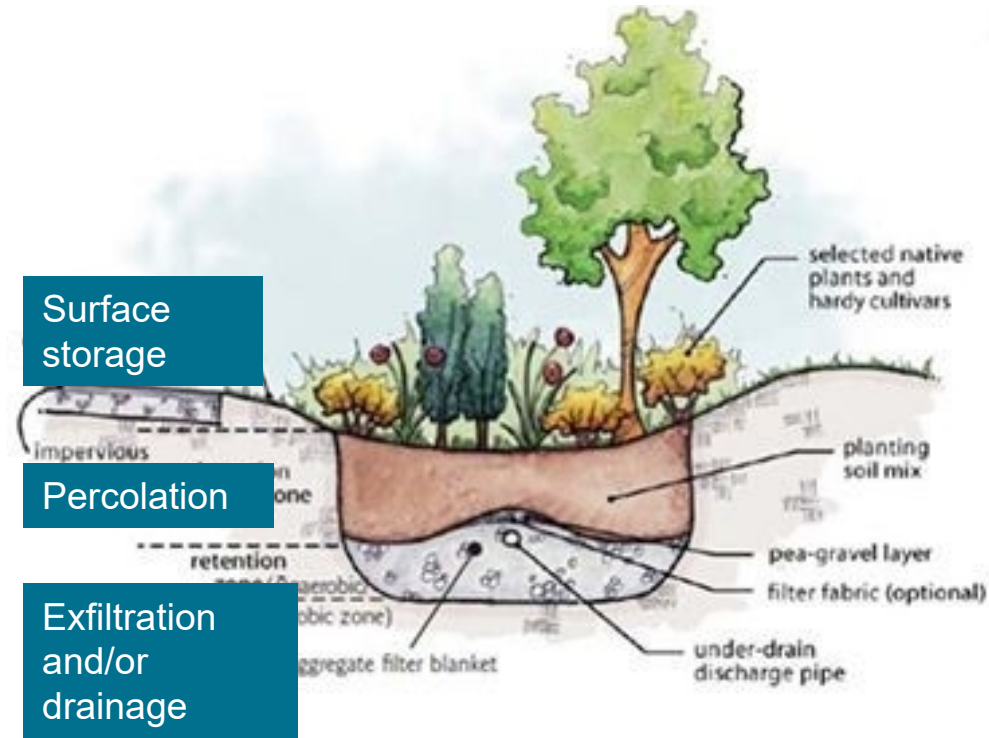
(Markiewics et al., 2016; Gasperi et al., 2022)

Stormwater treatment using biofiltration

Biofiltration / bioretention devices



Photo: Emilie Payne, Monash University



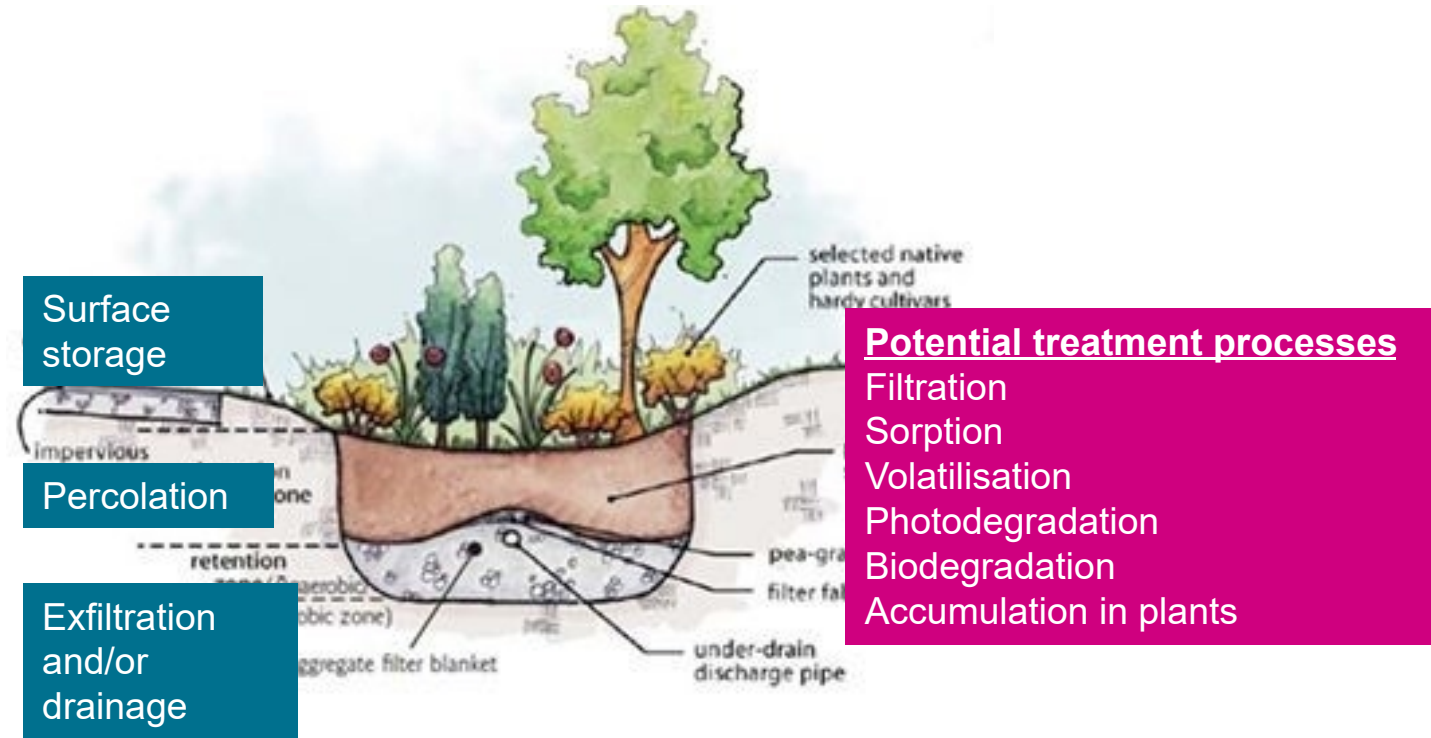
Schema: Better Ground

Stormwater treatment using biofiltration

Biofiltration / bioretention devices



Photo: Emilie Payne, Monash University



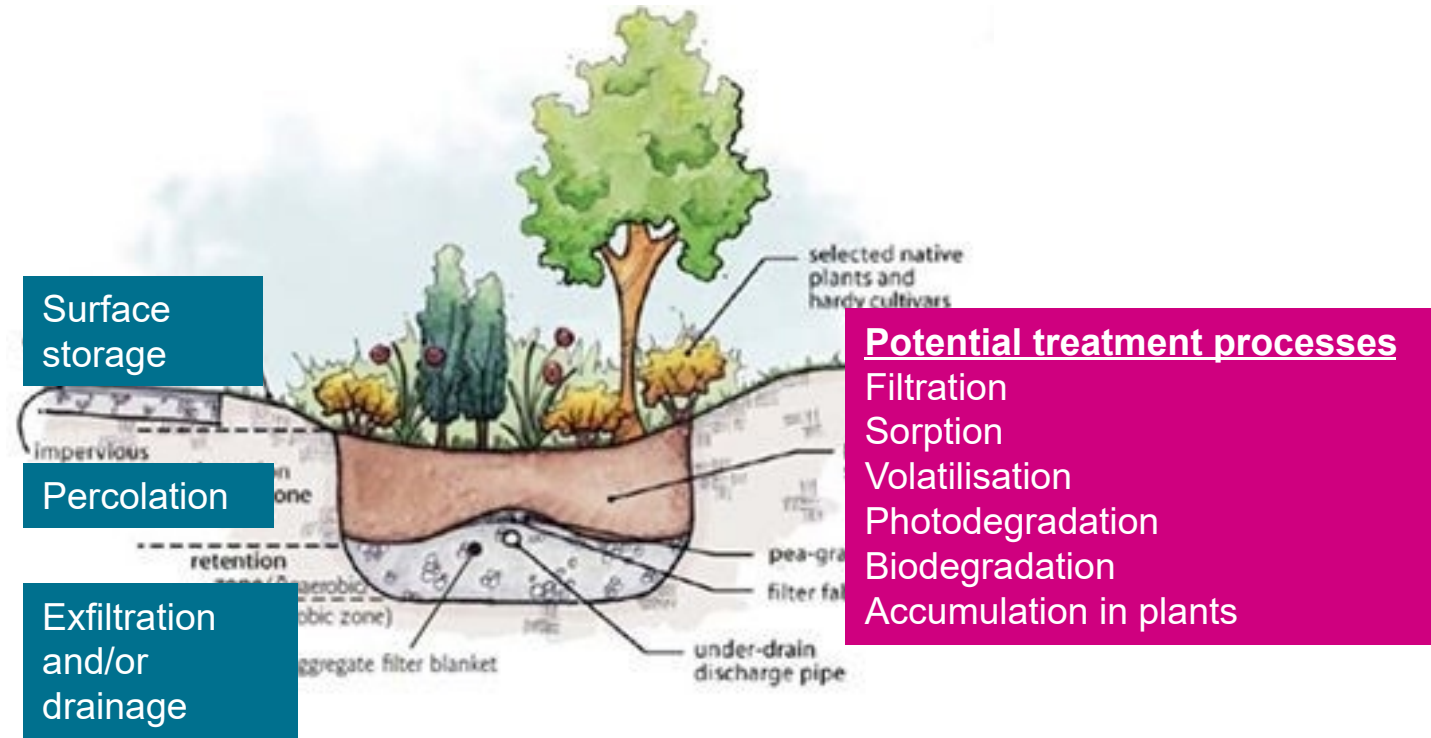
Schema: Better Ground

Stormwater treatment using biofiltration

Biofiltration / bioretention devices



Photo: Emilie Payne, Monash University



Schema: Better Ground

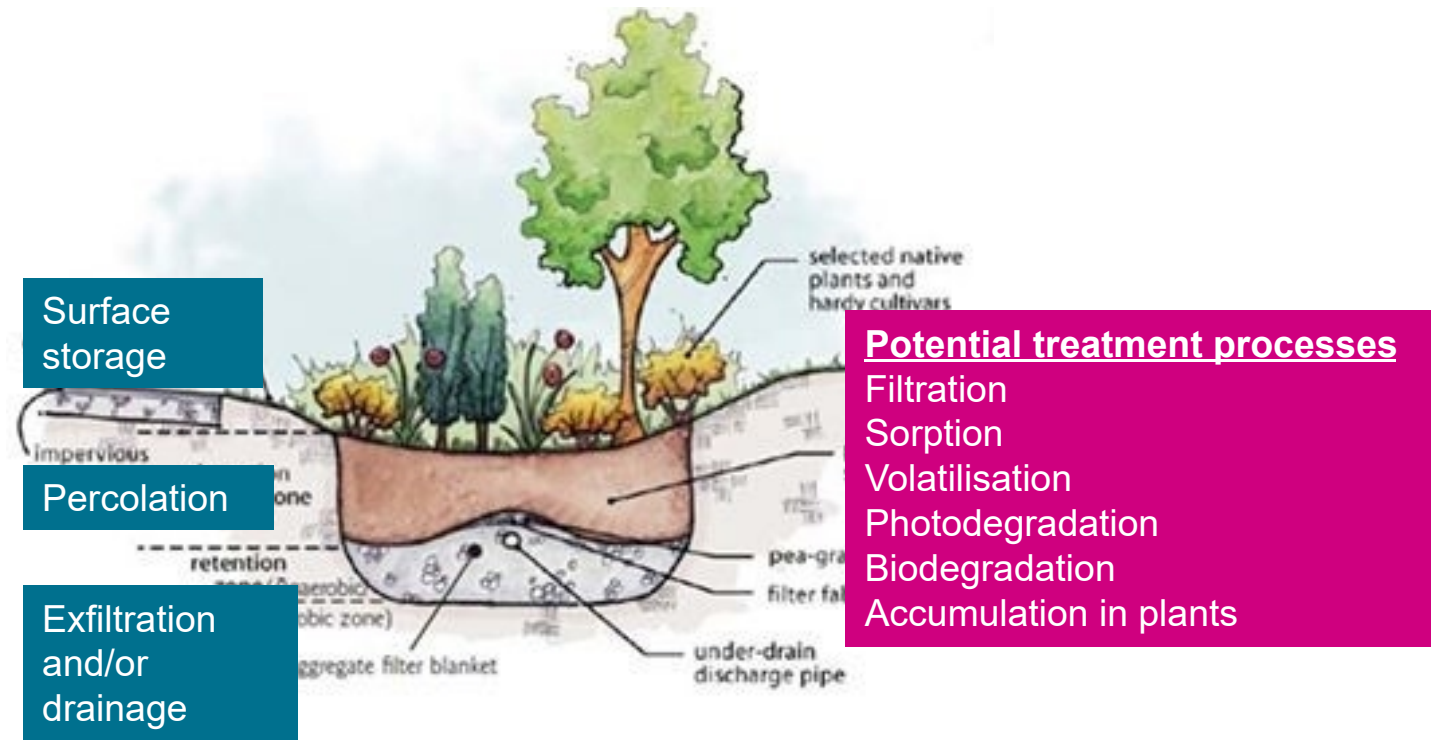
✓ Biofiltration can effectively treat organic micropollutants (Flanagan et al., 2018; Beryani et al., 2023)

Stormwater treatment using biofiltration

Biofiltration / bioretention devices



Photo: Emilie Payne, Monash University

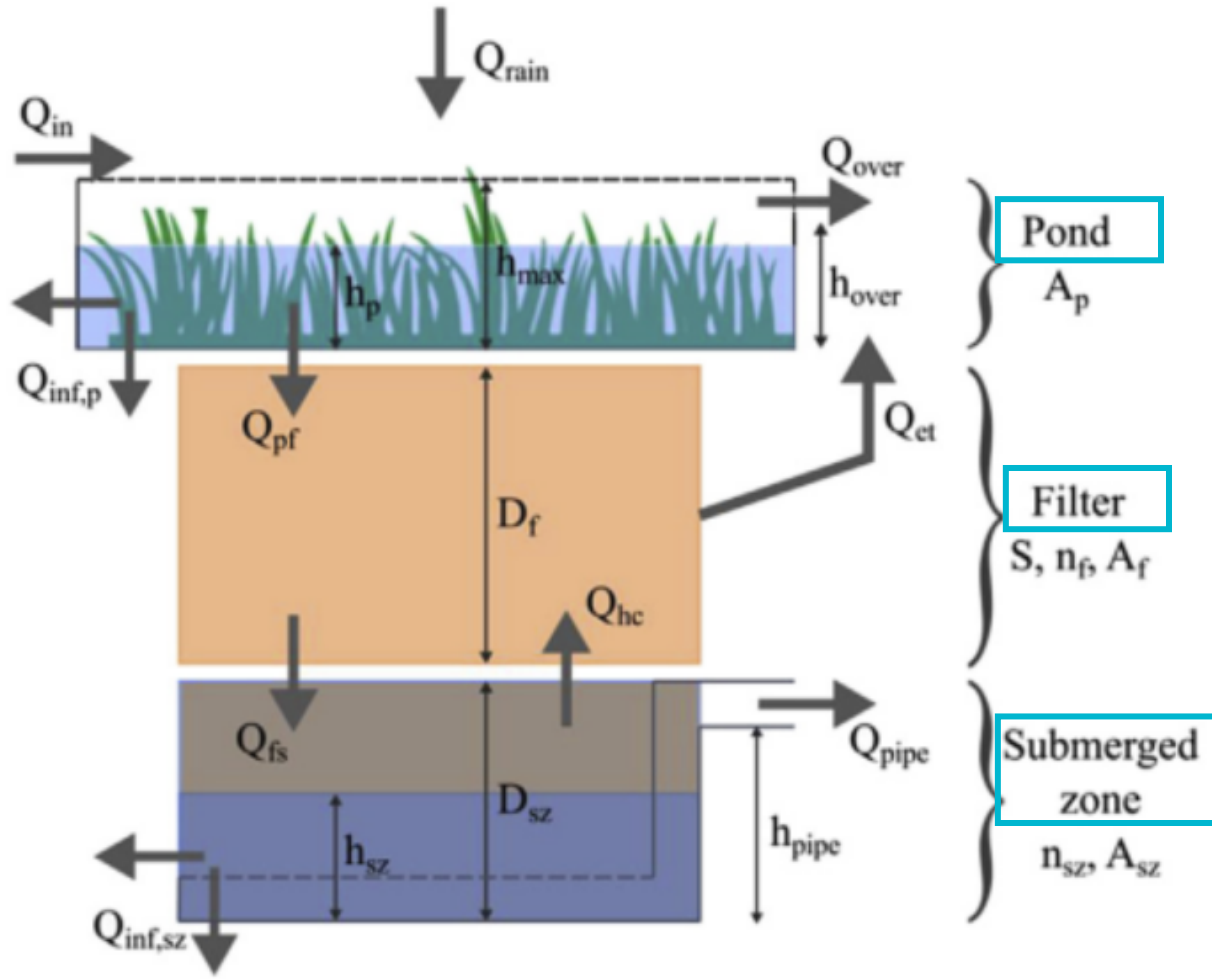


Schema: Better Ground

✓ Biofiltration can effectively treat organic micropollutants (Flanagan et al., 2018; Beryani et al., 2023)

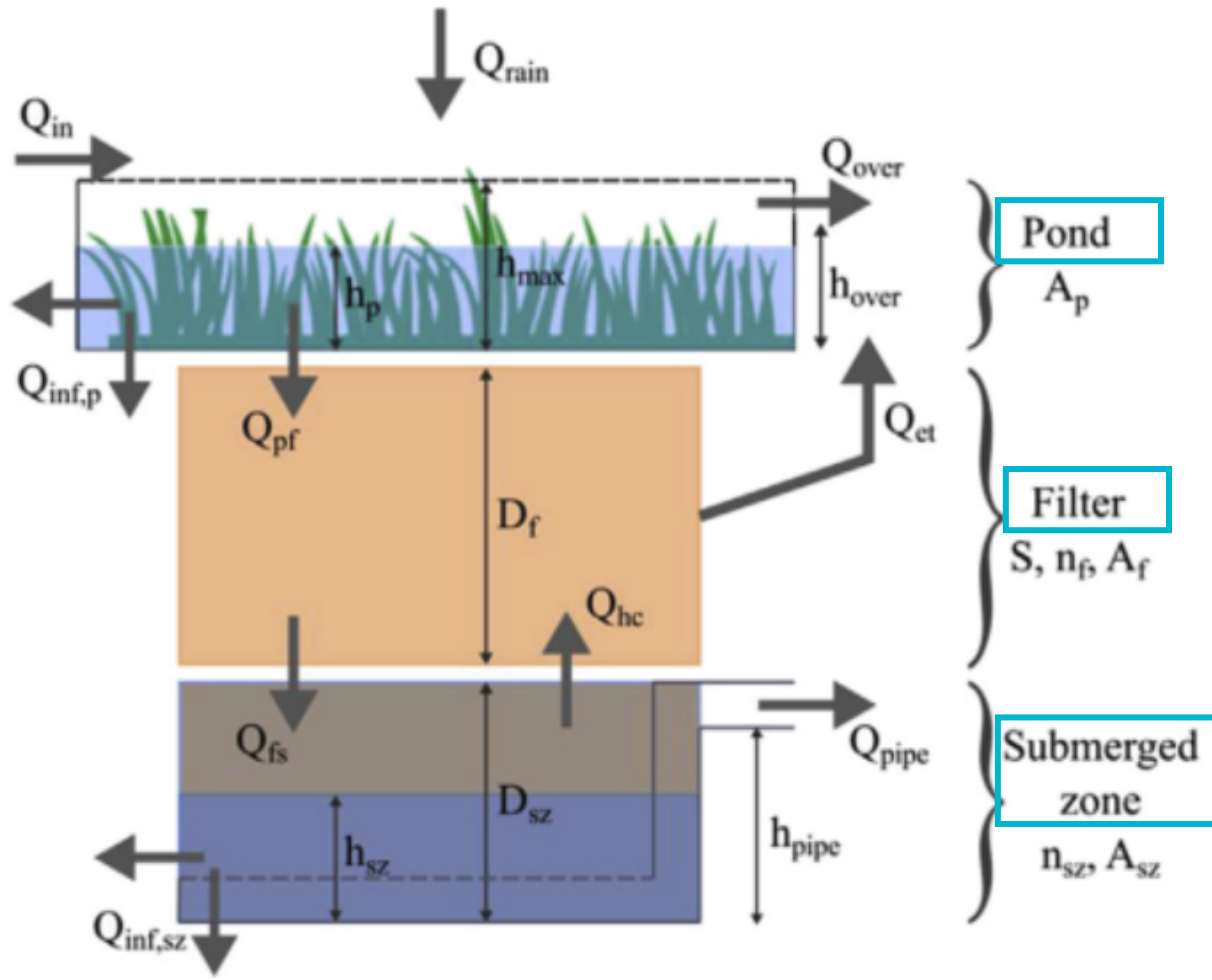
Models of treatment needed to understand dominant processes and predict performance

MPiRE model



Model for micropollutant treatment in biofilters

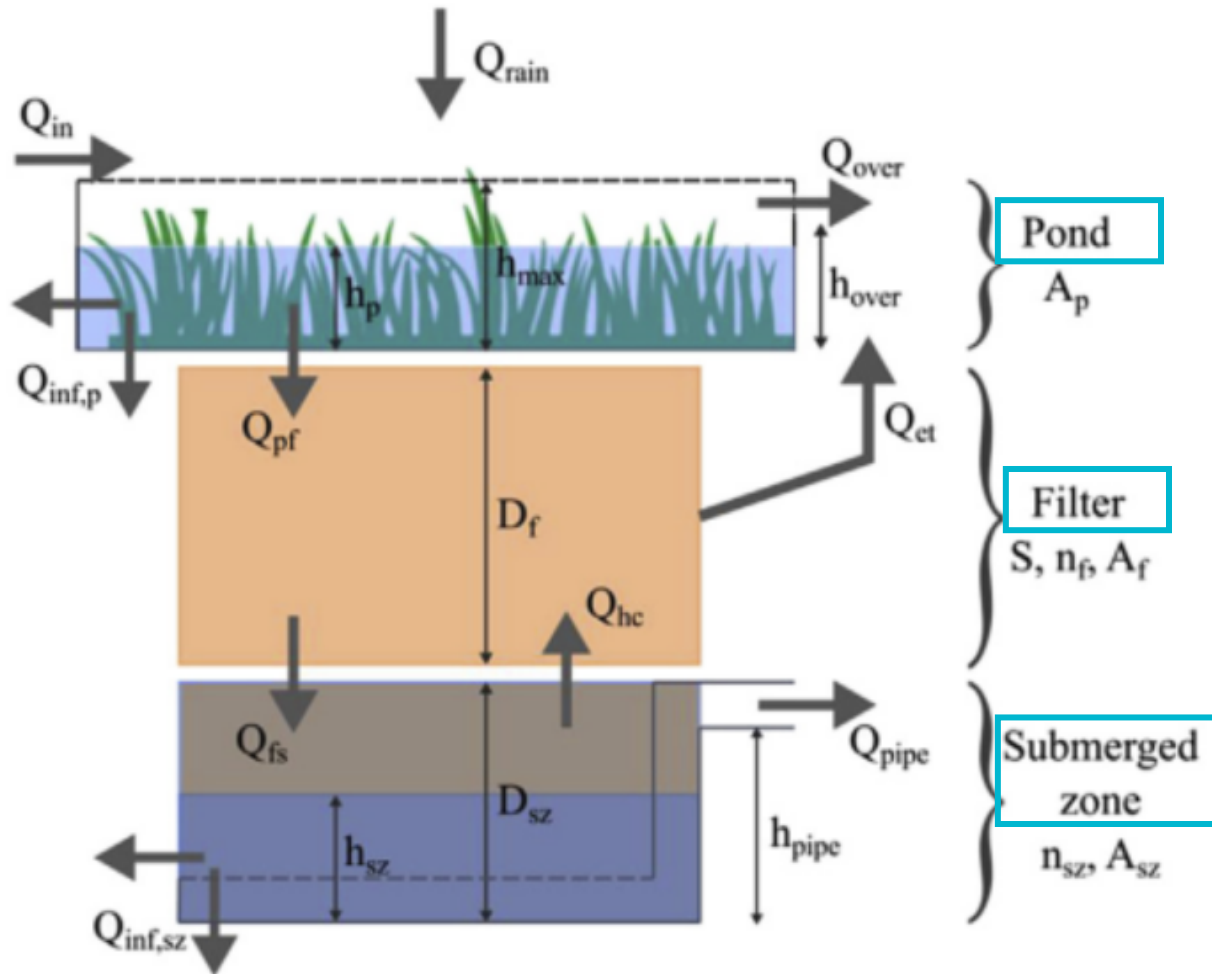
MPiRE model



Model for micropollutant treatment in biofilters

Hydrologic module

MPIRE model



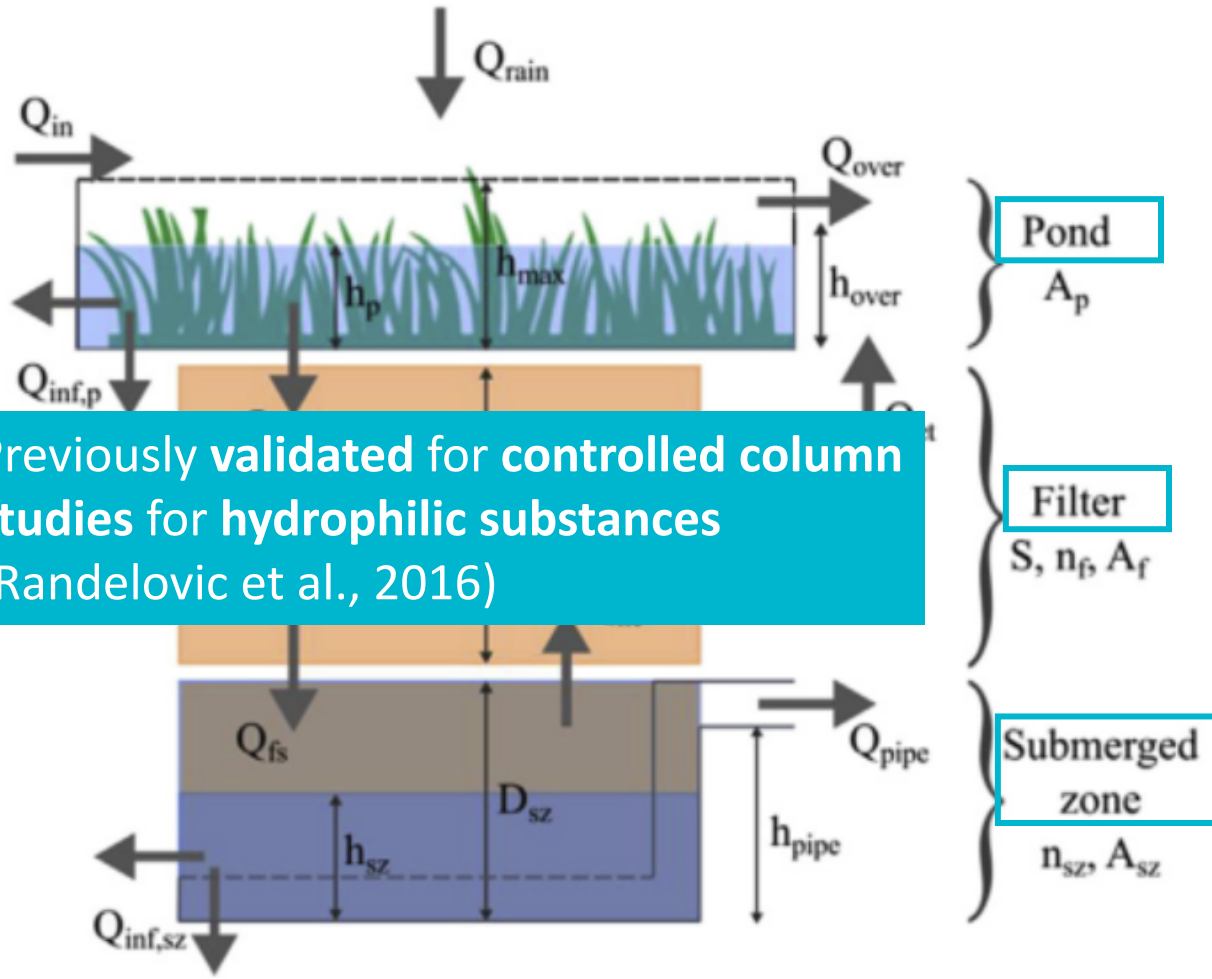
Model for micropollutant treatment in biofilters

Hydrologic module

Process-based **pollutant transport** module:

- **Advection**
- **Dispersion**
- **Volatilisation**
- **Sorption**
- **Biodegradation**

MPiRE model



Previously validated for controlled column studies for hydrophilic substances (Randelovic et al., 2016)

Model for micropollutant treatment in biofilters

Hydrologic module

Process-based **pollutant transport** module:

- **Advection**
- **Dispersion**
- **Volatilisation**
- **Sorption**
- **Biodegradation**

Study objective

Test **MPIRE** using data from a **field study** of a biofiltration swale treating **road runoff**

Study objective

Test **MPIRE** using data from a **field study** of a biofiltration swale treating **road runoff**

How does it perform in an **full-scale, uncontrolled field context**?

Study objective

Test **MPIRE** using data from a **field study** of a biofiltration swale treating **road runoff**

How does it perform in an **full-scale, uncontrolled field context**?

Is a model based on sorption also **predictive of treatment** for more **particulate and hydrophobic** micropollutants typical of **road runoff**?

(sorption surrogate for physical filtration?)

Study objective

Test **MPIRE** using data from a **field study** of a biofiltration swale treating **road runoff**

How does it perform in an **full-scale, uncontrolled field context**?

Is a model based on sorption also **predictive of treatment** for more **particulate and hydrophobic** micropollutants typical of **road runoff**?

(sorption surrogate for physical filtration?)

Compare 1-year pollutant loads (with uncertainty propagation) established from field data and model

Study objective

Test **MPIRE** using data from a **field study** of a biofiltration swale treating **road runoff**

How does it perform in an **full-scale, uncontrolled field context**?

Is a model based on sorption also **predictive of treatment** for more **particulate and hydrophobic** micropollutants typical of **road runoff**?
(sorption surrogate for physical filtration?)

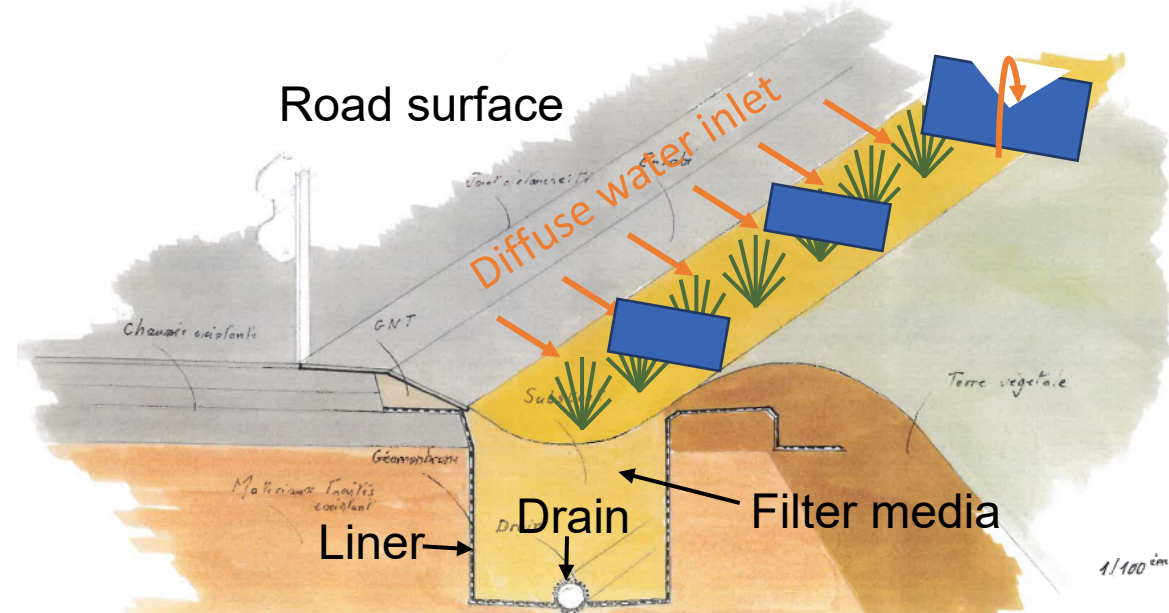
Compare 1-year pollutant loads (with uncertainty propagation) established from field data and model

- 2 Trace metals
 - Copper
 - Zinc
- 2 PAHs
 - Pyrene (Pyr)
 - Phenanthrene (Phen)
- 1 Phthalate
 - DEHP
- 2 Alkylphenols
 - Nonylphenol (NP)
 - Octylphenol (OP)

Diversity of physico-chemical properties (K_D , K_{OW} , degradability...)

Methods Compans field data set

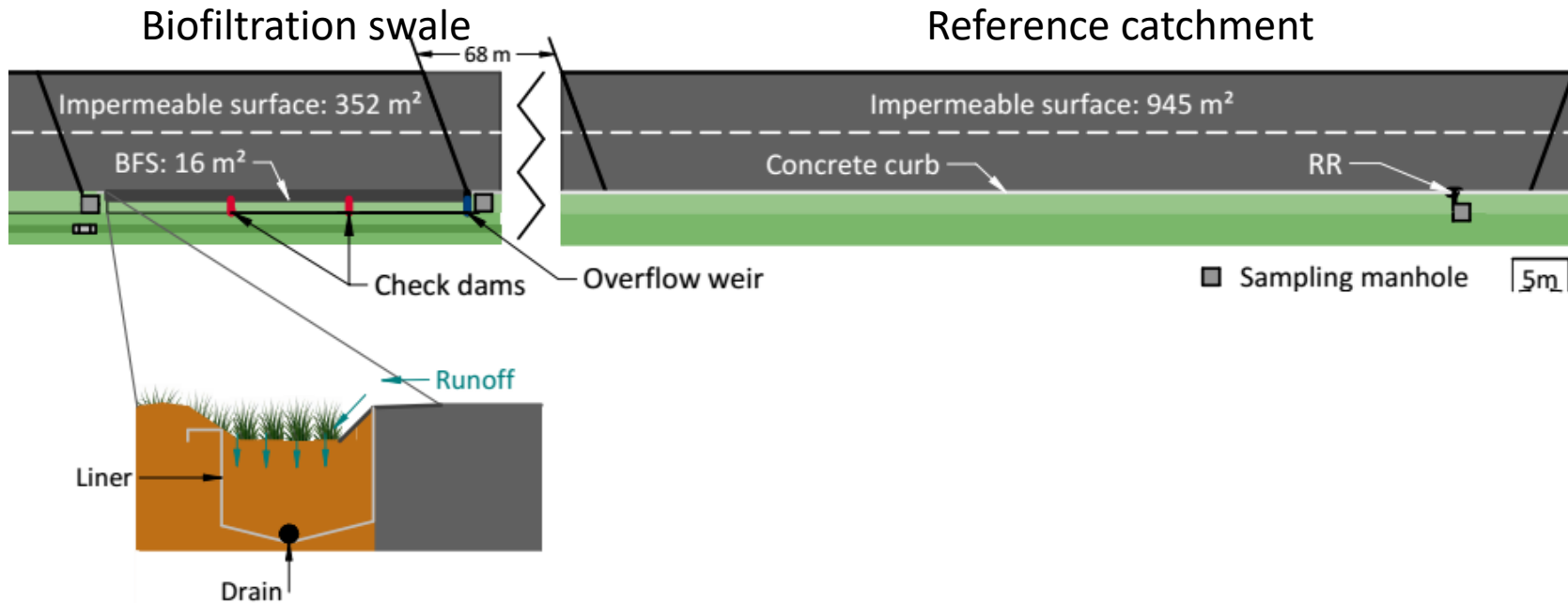
- Constructed **March 2016**
- **Drained, lined**, located directly at the road
- **50 cm filter media** (sandy loam, alkaline pH, low organic matter content)
- 30 m x 0.7 m
- **Check dams & overflow weir** (installed in June 2016)



Schema adapted from Eric Thomas

Compans data set

Sampling & Measurement



Flow proportional event mean water sampling

- **BFS**: drained water from the biofiltration swale (15 events)
- **RR**: untreated road runoff from nearby reference catchment (14 events)
- **Continuous flow and rainfall measurement**

(Flanagan et al., 2018)

Annual pollutant loads

$$M = \sum C_{ev} V_{ev}$$

Numerous uncertainties!

Monte-Carlo uncertainty propagation

Uncertain terms **varied** within a **distribution of possible values**

- Analytical uncertainty
- C_{ev} for unsampled events?
- V_{ev} when measurements unavailable or invalidated?
- Analytical or flow measurement uncertainties?

X 10 000 to characterize overall uncertainties in each term

(Flanagan et al., 2019)

Modelling approach

Calibration of hydrologic module using rainfall, potential evapotranspiration and drain outflow data



Uncertainty analysis of pollutant module: drain outlet pollutant concentrations and loads

Modelling approach

Calibration of hydrologic module using rainfall, potential evapotranspiration and drain outflow data



Uncertainty analysis of pollutant module: drain outlet pollutant concentrations and loads

Initial loss model on catchment

Calibration of D (**depression storage**)

Adjustment of catchment surface

Semi-2D representation of biofiltration swale to account for slope and check-dams
(swale represented as three 1-D sections)

Calibration of Ks (**hydraulic conductivity**)

Modelling approach

Calibration of hydrologic module using rainfall, potential evapotranspiration and drain outflow data



Uncertainty analysis of pollutant module: drain outlet pollutant concentrations and loads

Initial loss model on catchment

Calibration of D (**depression storage**)

Adjustment of catchment surface

Semi-2D representation of biofiltration swale to account for slope and check-dams
(swale represented as three 1-D sections)

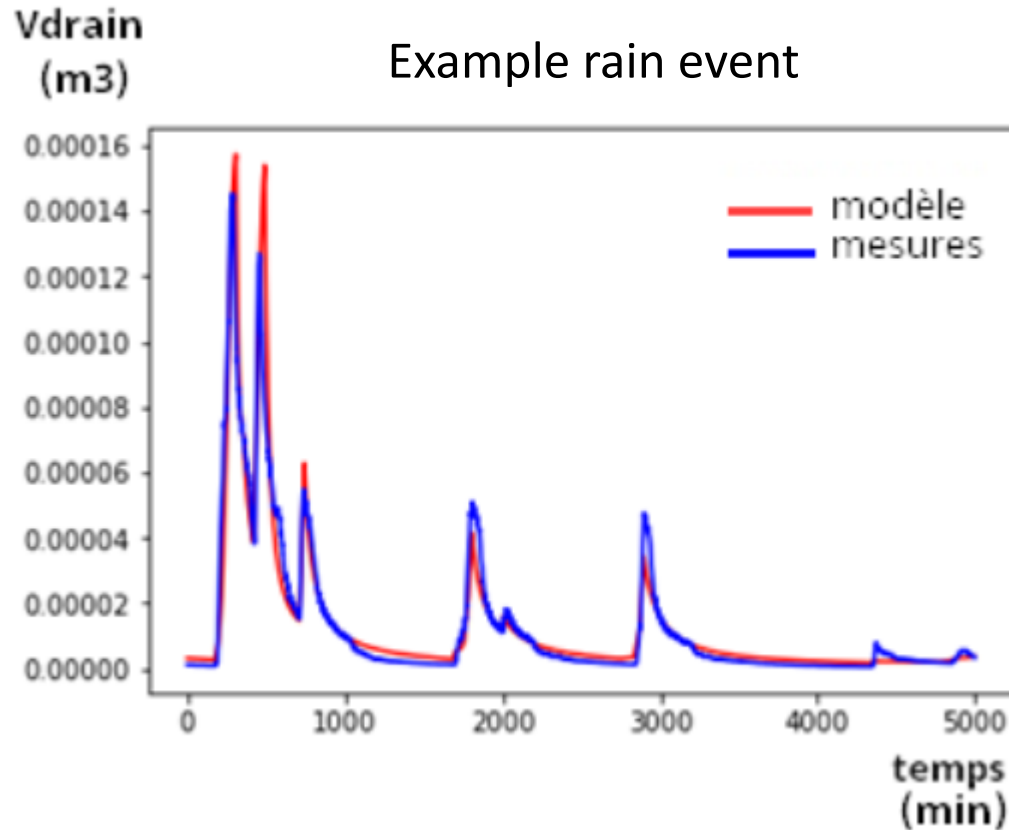
Calibration of Ks (**hydraulic conductivity**)

Monte-Carlo method

Variation of pollutant transport parameters in **possible ranges**

- H_c (**Henry's constant**)
- f_e (**fraction of sorption sites in instantaneous equilibrium**)
- K_{oc} (**organic carbon partition coefficient**)
- α_K (**rate of kinetic sorption**)
- $T_{1/2}$ (**biodegradation half-life**)
- α_L (**dispersivity**)

Results hydrologic module

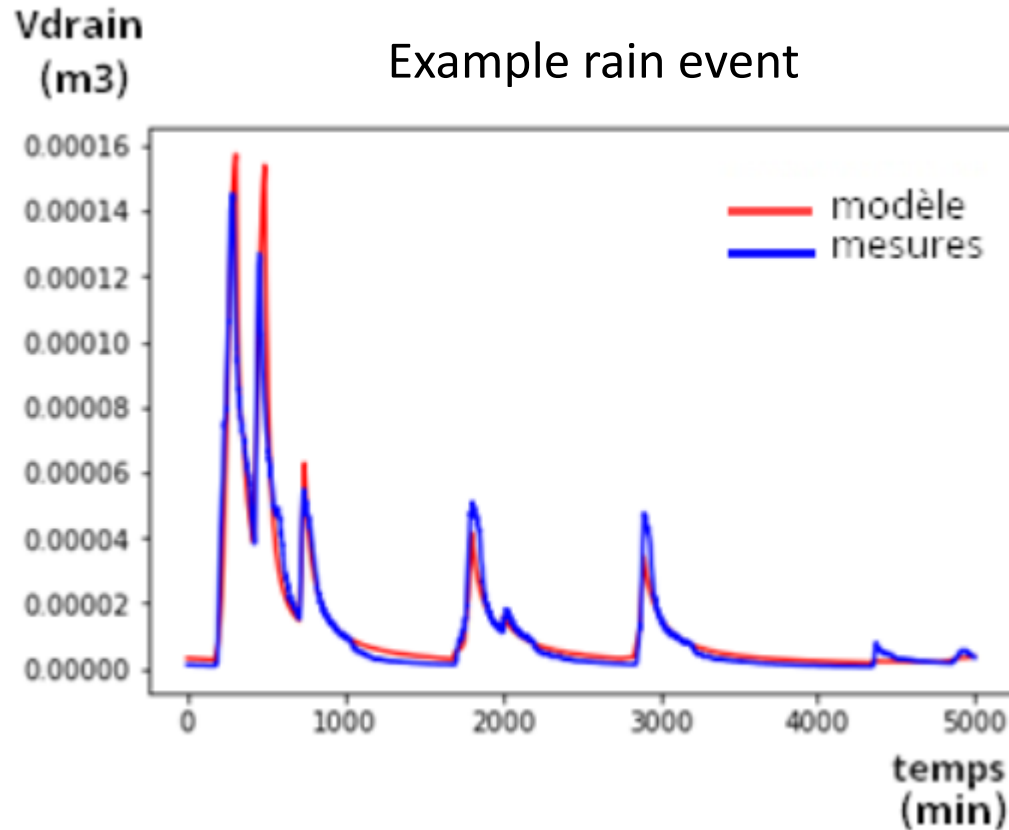


Final configuration of the biofiltration swale:

Nash-sutcliffe = 0.7

Modelled outflow volume = measured volume

Results hydrologic module



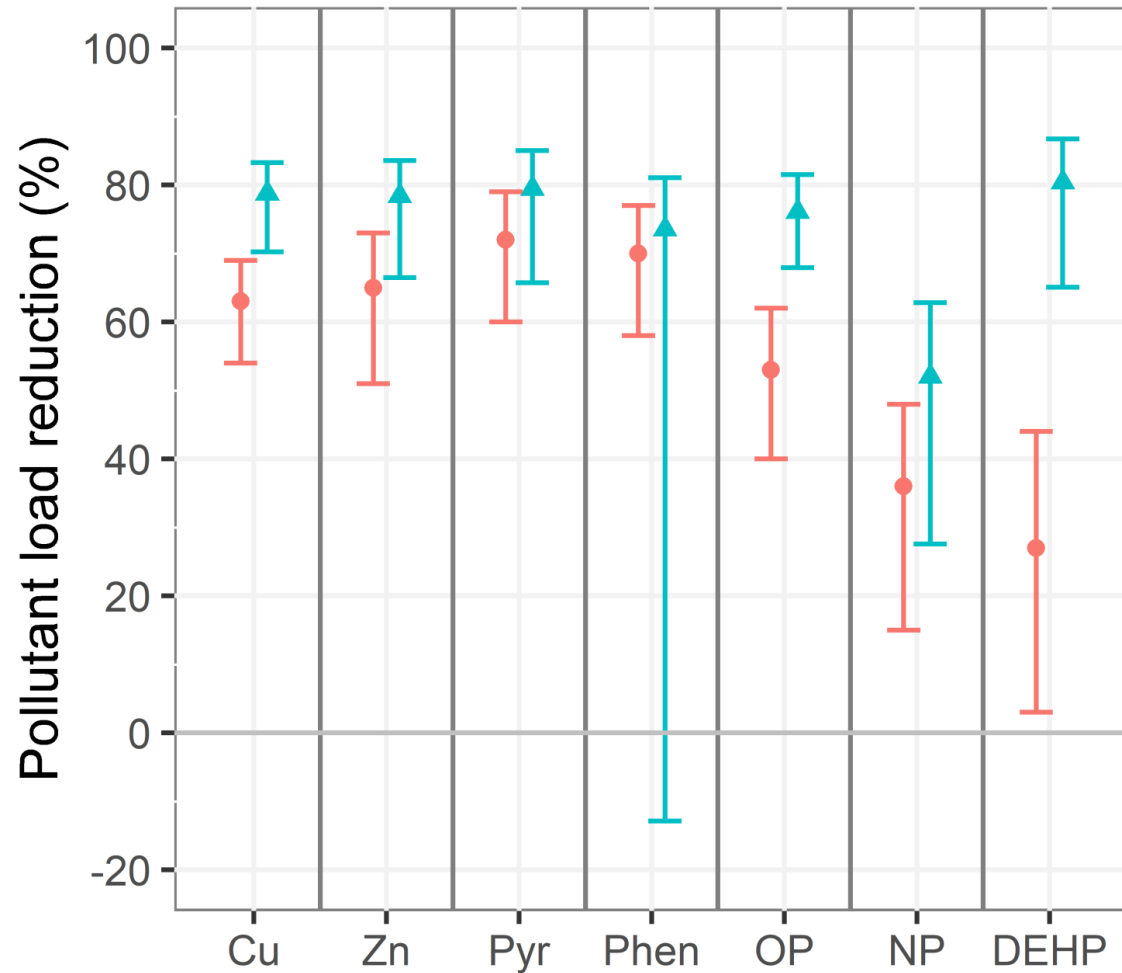
Final configuration of the biofiltration swale:

Nash-sutcliffe = 0.7

Modelled outflow volume = measured volume

Significant effort required to adjust model to the site
(Adjustment of configuration and parameters)

Results: load reduction

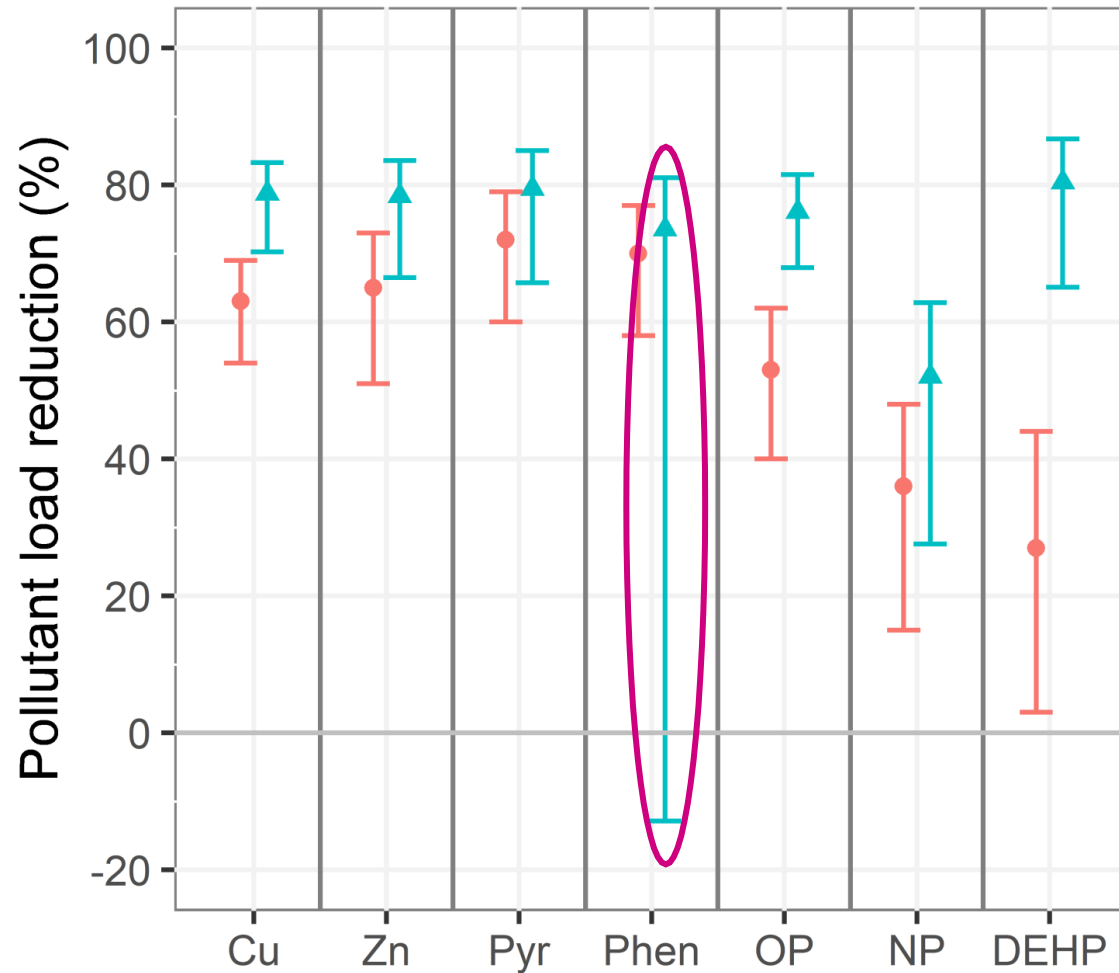


Legend

- Experimental
- Modeled

$$\text{Load reduction} = \left(1 - \frac{M_{\text{drain}} + M_{\text{over}}}{M_{\text{in}}} \right) 100$$

Results: load reduction



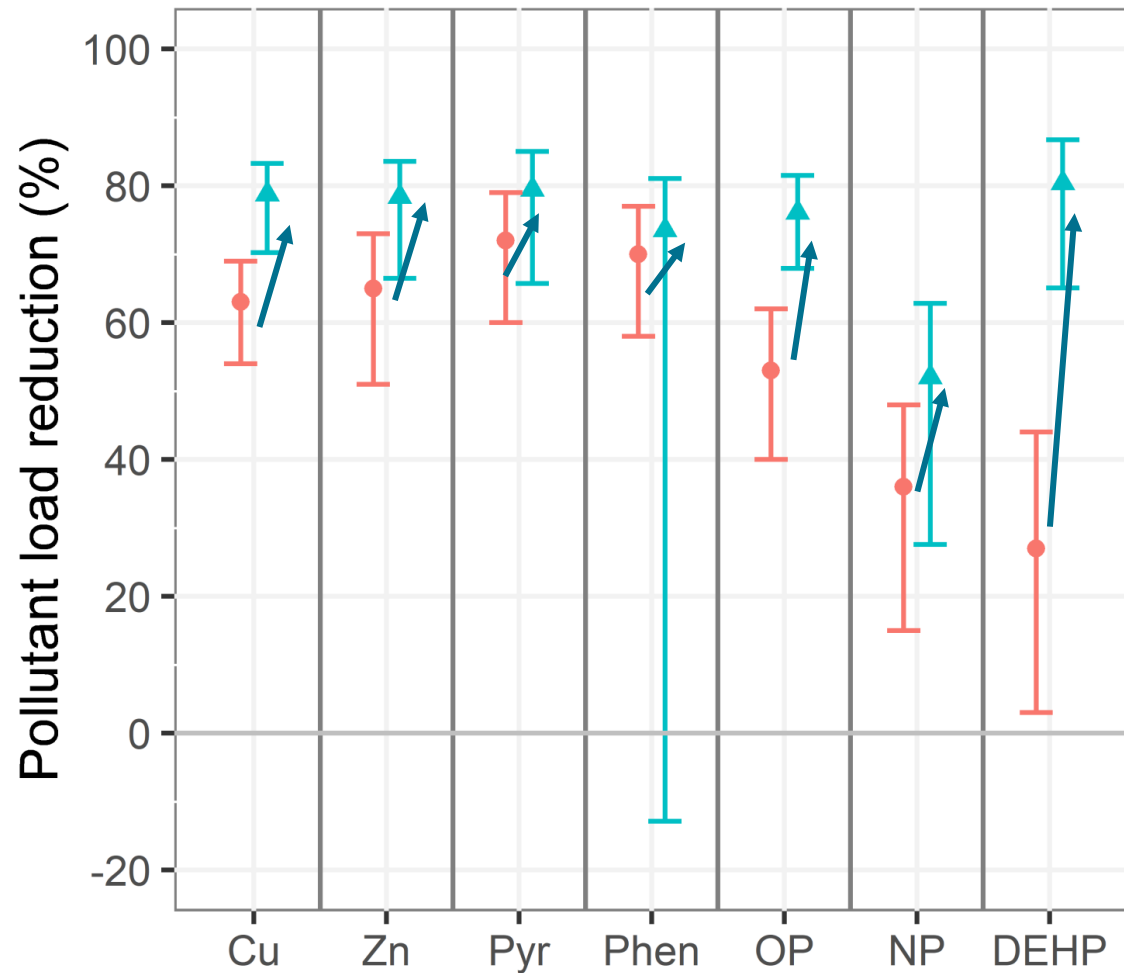
Large uncertainties in modeled load reduction

Especially for **phenanthrene**, which had $\log(K_{oc})$ in huge range: 2.42-6.02

Legend

- Experimental
- Modeled

Results: load reduction

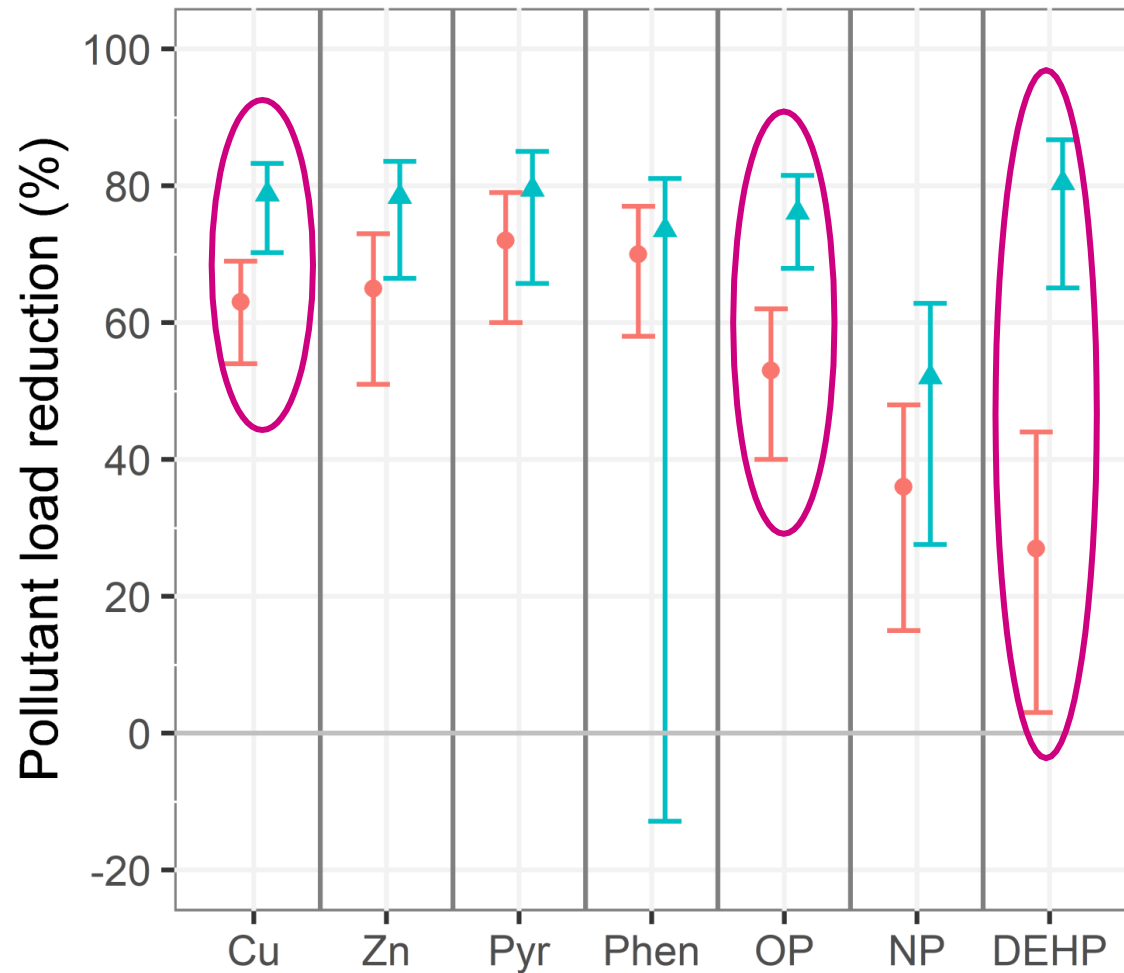


Legend

- Experimental
- Modeled

Model tends to
**overpredict load
reduction**

Results: load reduction



Legend

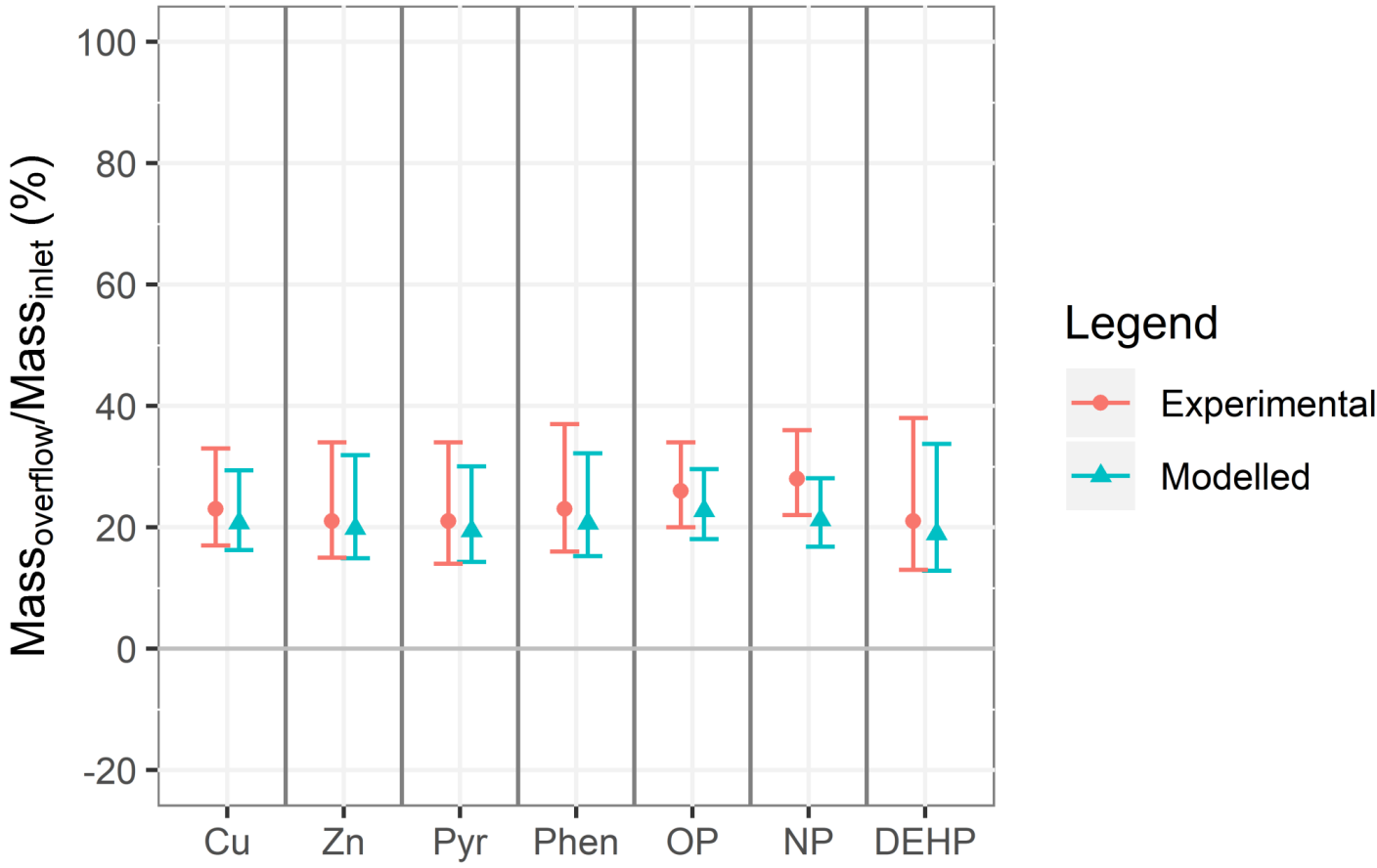
- Experimental
- Modeled

Significant differences for
Cu, DEHP, OP

Problems with overflow or drain masses?

Problems with overflow or drain masses?

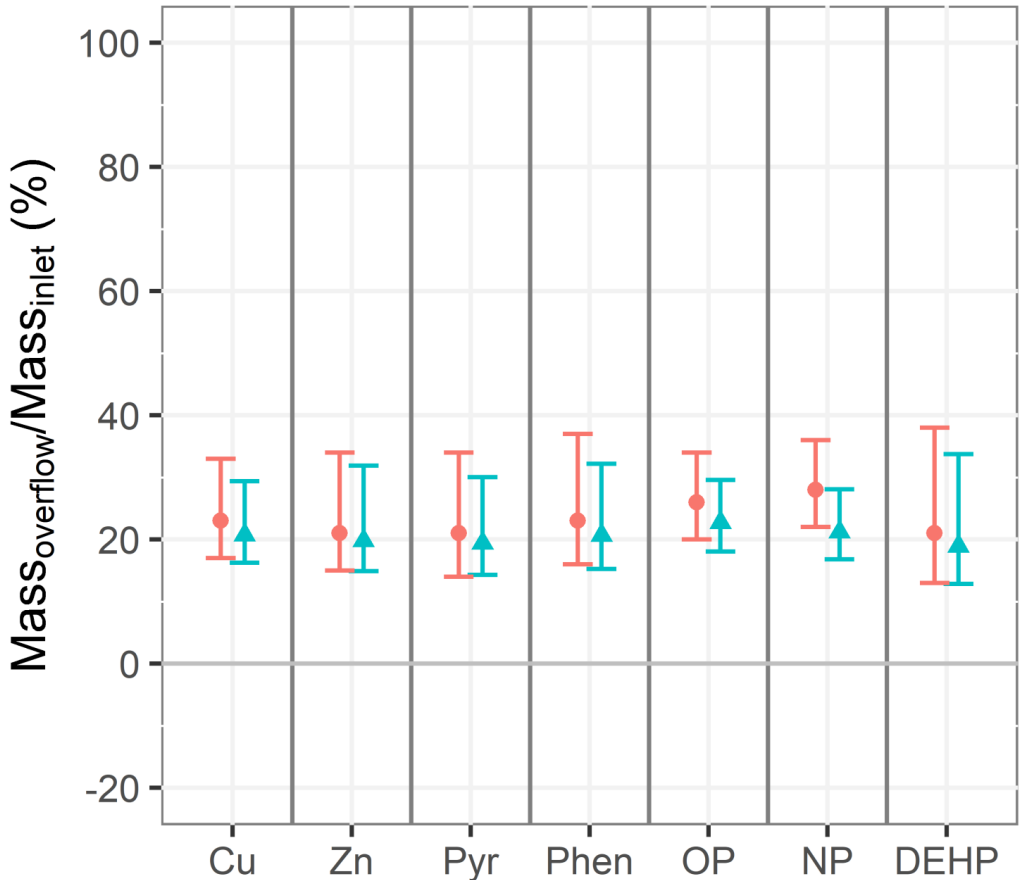
Proportion overflowed



✓ Basically okay

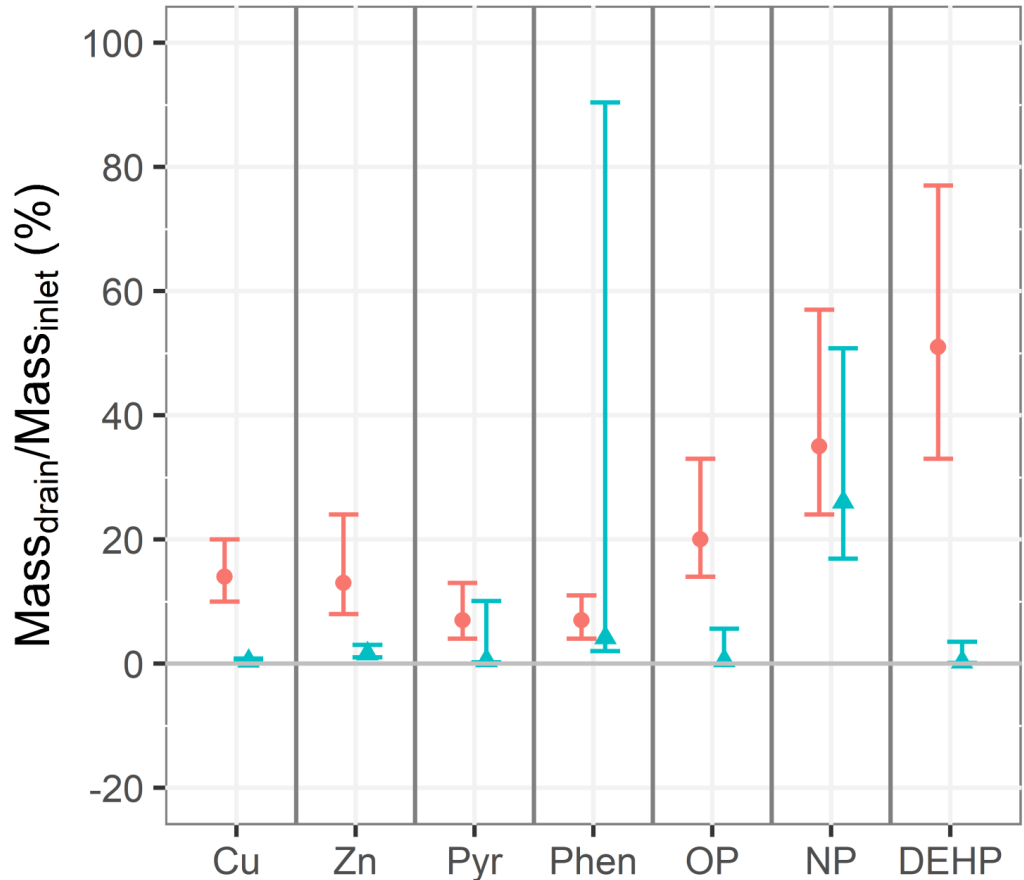
Problems with overflow or drain masses?

Proportion overflowed



✓ Basically okay

Proportion drained



Significant differences for Cu, Zn, OP and DEHP

Legend

- Experimental (red circle)
- Modelled (teal triangle)

What important processes is the model missing?

- Solid-liquid partitioning in the liquid phase
- Particle transport and physical filtration
 - In particular, colloidal transport (consider particle size as well as solid-liquid)

What important processes is the model missing?

- Solid-liquid partitioning in the liquid phase
- Particle transport and physical filtration
 - In particular, colloidal transport (consider particle size as well as solid-liquid)

In runoff, pollutants are likely **not as treatable** as assumed by the model

What important processes is the model missing?

- Solid-liquid partitioning in the liquid phase
- Particle transport and physical filtration
 - In particular, colloidal transport (consider particle size as well as solid-liquid)

In runoff, pollutants are likely **not as treatable** as assumed by the model

How useful is it to design facilities for sorption if pollutants are mainly in particulate or colloidal phase?

What important processes is the model missing?

- Solid-liquid partitioning in the liquid phase
- Particle transport and physical filtration
 - In particular, colloidal transport (consider particle size as well as solid-liquid)

In runoff, pollutants are likely **not as treatable** as assumed by the model

How useful is it to design facilities for sorption if pollutants are mainly in particulate or colloidal phase?

- In this particular case: **emissions from synthetic construction materials** (drain, geomembrane...)

What important processes is the model missing?

- Solid-liquid partitioning in the liquid phase
- Particle transport and physical filtration
 - In particular, colloidal transport (consider particle size as well as solid-liquid)

In runoff, pollutants are likely **not as treatable** as assumed by the model

How useful is it to design facilities for sorption if pollutants are mainly in particulate or colloidal phase?

- In this particular case: **emissions from synthetic construction materials** (drain, geomembrane...)

Likely common occurrence for micropollutants in drained biofilters

What important processes is the model missing?

- Solid-liquid partitioning in the liquid phase
- Particle transport and physical filtration
 - In particular, colloidal transport (consider particle size as well as solid-liquid)

In runoff, pollutants are likely **not as treatable** as assumed by the model

How useful is it to design facilities for sorption if pollutants are mainly in particulate or colloidal phase?

- In this particular case: **emissions from synthetic construction materials** (drain, geomembrane...)

Likely common occurrence for micropollutants in drained biofilters

But can we really desire or expect models to represent this?

Conclusions

- MPIRE's **hydrologic module** provided a good fit for outflow
 - Flow not evenly distributed: necessitates **semi 2D configuration**
- MPIRE's **pollutant transport** module tends to **over-predicts pollutant removal**
 - Speciation limiting treatability?
 - Unexpected processes (e.g. pollutant emissions from construction materials) cannot be represented by a model
- Applying **process-based models** to **field data** can allow us to develop a better **understanding of processes** occurring in biofilters



École des Ponts
ParisTech

Thank you!



STORMWATER
& SEWERS
AT LULEÅ UNIVERSITY OF TECHNOLOGY

Kelsey.flanagan@ltu.se
ltu.se/water

