



ANEMO : Quantitative tools for the ANalysis of Eye MOvements

Anna Montagnini, Chloé Pasturel, Laurent U Perrinet

► To cite this version:

Anna Montagnini, Chloé Pasturel, Laurent U Perrinet. ANEMO : Quantitative tools for the ANalysis of Eye MOvements. Grenoble Workshop on Models and Analyses of Eye Movements, Jun 2018, Grenoble, France. 2018. hal-04157003

HAL Id: hal-04157003

<https://hal.science/hal-04157003>

Submitted on 10 Jul 2023

HAL is a multi-disciplinary open access archive for the deposit and dissemination of scientific research documents, whether they are published or not. The documents may come from teaching and research institutions in France or abroad, or from public or private research centers.

L'archive ouverte pluridisciplinaire **HAL**, est destinée au dépôt et à la diffusion de documents scientifiques de niveau recherche, publiés ou non, émanant des établissements d'enseignement et de recherche français ou étrangers, des laboratoires publics ou privés.



Distributed under a Creative Commons Attribution - ShareAlike 4.0 International License

Introduction

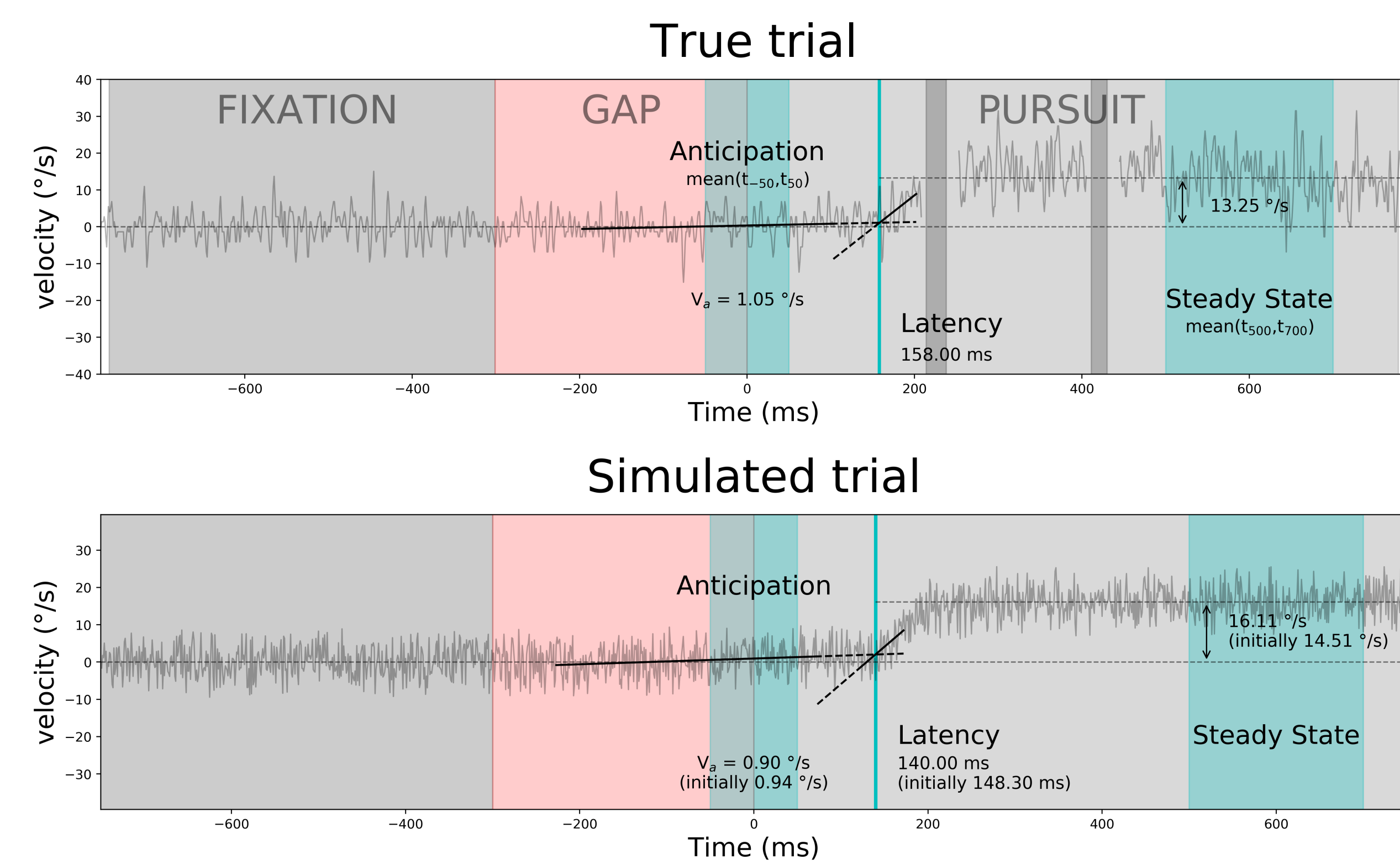
Eye movements are crucial bio-markers for a wide range of cognitive behaviours. While the recordings of such movements may be provided by low- to high-cost measurement devices, there is no unique, commonly agreed method to quantify the different phases of their dynamics. Here we focus on eye movements performed during motion tracking. Based on some prior knowledge on the dynamics of the different types of eye movements, we propose here a set of robust fitting methods for the extraction of characteristic parameters of eye movements. In particular, we show how we can robustly extract the latency, initial acceleration and steady state of visually-guided smooth pursuit eye movements, as well as the velocity ramp of anticipatory pursuit. We compare these new tools with widely-used methods of smooth pursuit analysis.

Material and Method

Classical Methods

Here we use classical methods to extract :

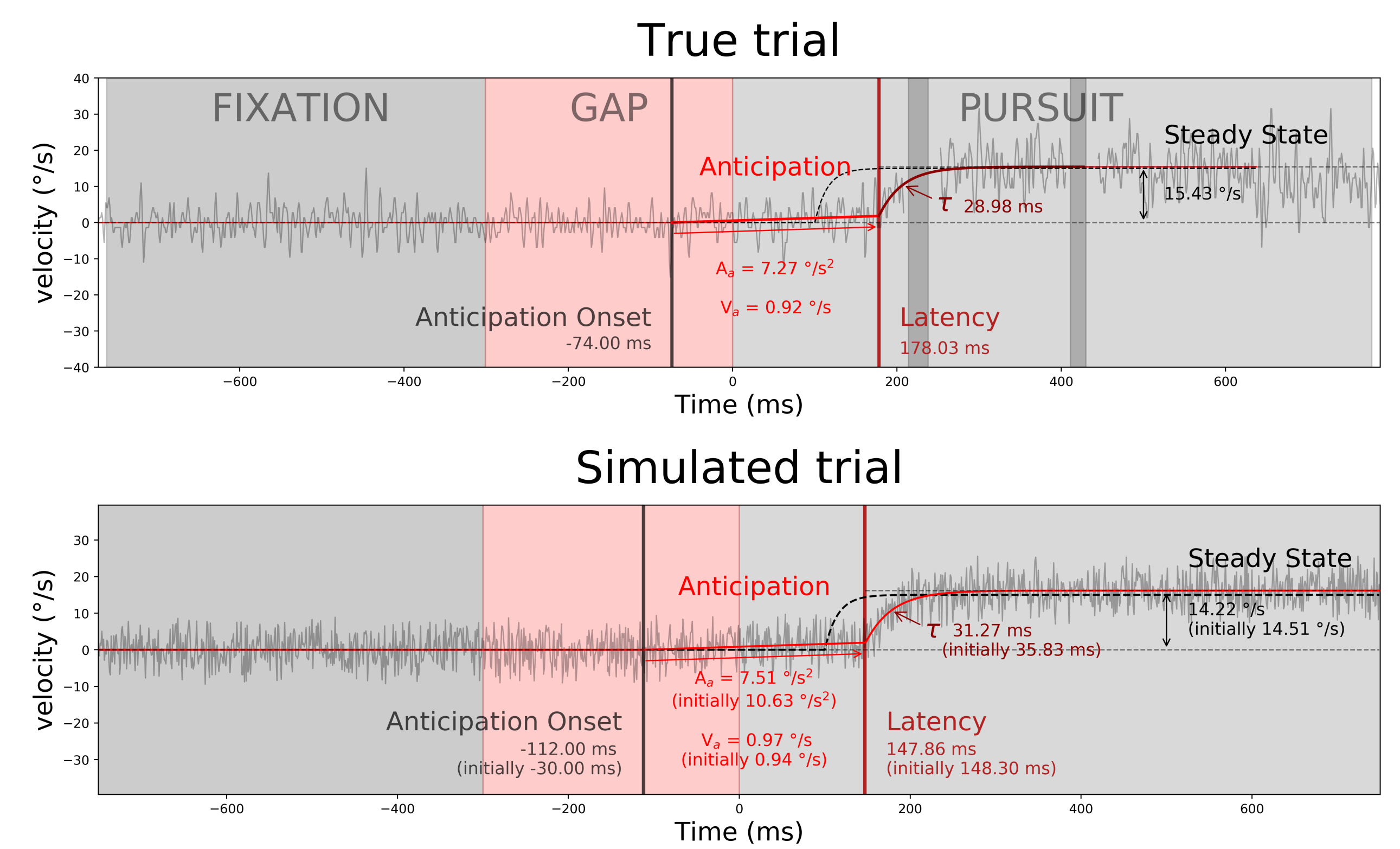
- the **Anticipatory velocity** V_a , in $^{\circ}/s$, the average velocity of eye from -50 to 50 ms,
- the **Steady-state velocity**, in $^{\circ}/s$, is the average velocity of eye from 500 to 700 ms,
- the **Latency of visually-guided pursuit**, in ms , is estimated on the basis of a local linear regression. Two regression lines are fitted to eye velocity in two temporal windows around the expected pursuit onset time. The latency is defined as the abscissa of the intersection of the two regression lines when they differ in slope by more than an arbitrary predefined threshold (0.17).



ANEMO Fitting Method

In order to extract the relevant parameters of the oculomotor responses, we developed new tools based on a best-fitting procedure of predefined patterns and in particular the typical smooth pursuit velocity profile. We can extract :

- the **Anticipatory acceleration** A_a , in $^{\circ}/s^2$,
- the **Steady-state velocity**, in $^{\circ}/s$,
- the **Latency of visually-guided pursuit**, in ms ,
- the **Anticipatory onset time**, in ms ,
- the **Anticipatory velocity** V_a , in $^{\circ}/s$, the average fit from anticipation onset time to latency of visually-guided pursuit,
- the τ , in ms , is inertia of the oculomotor plant as modelled by a first-order linear differential equation

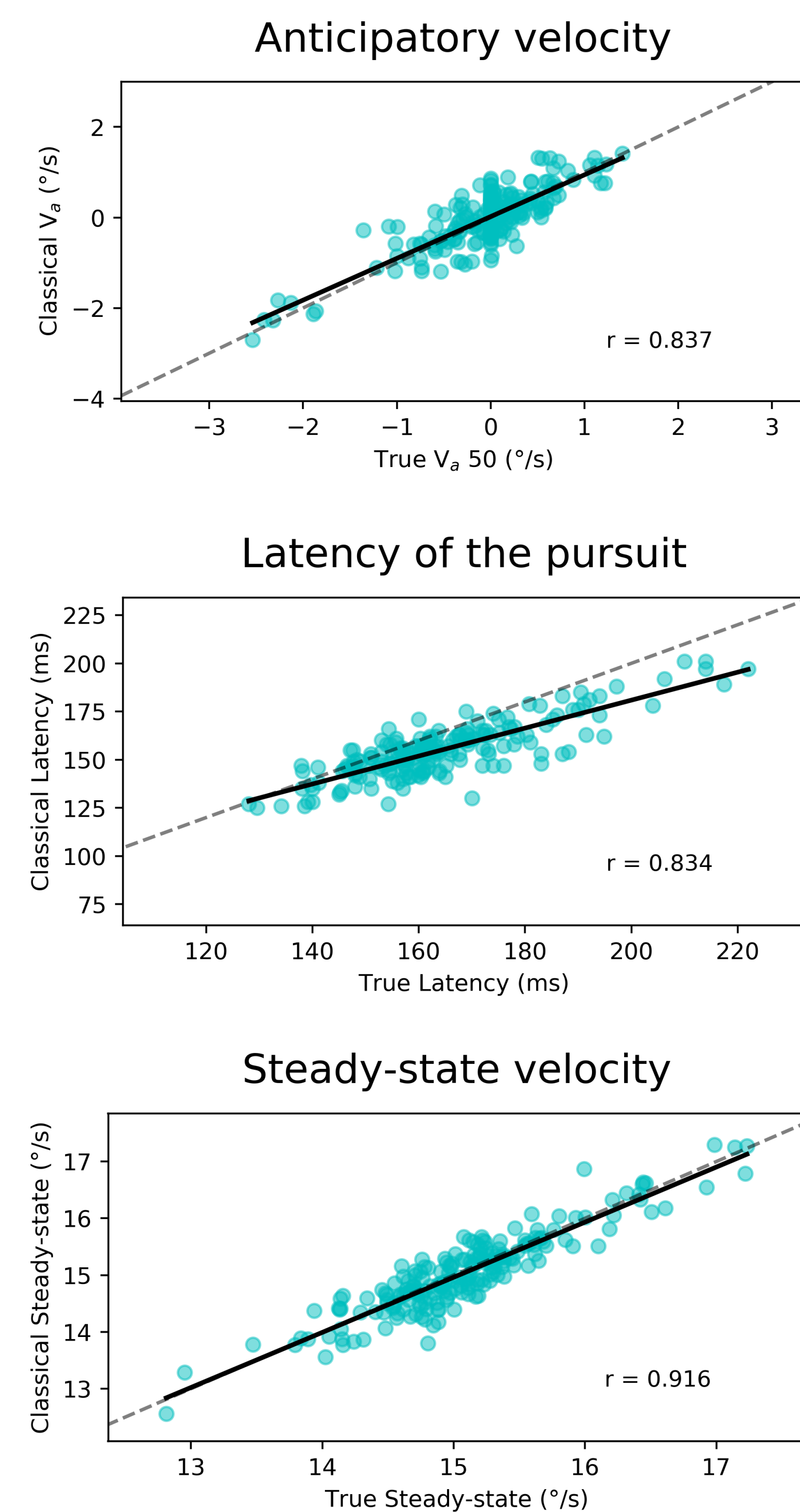


Results

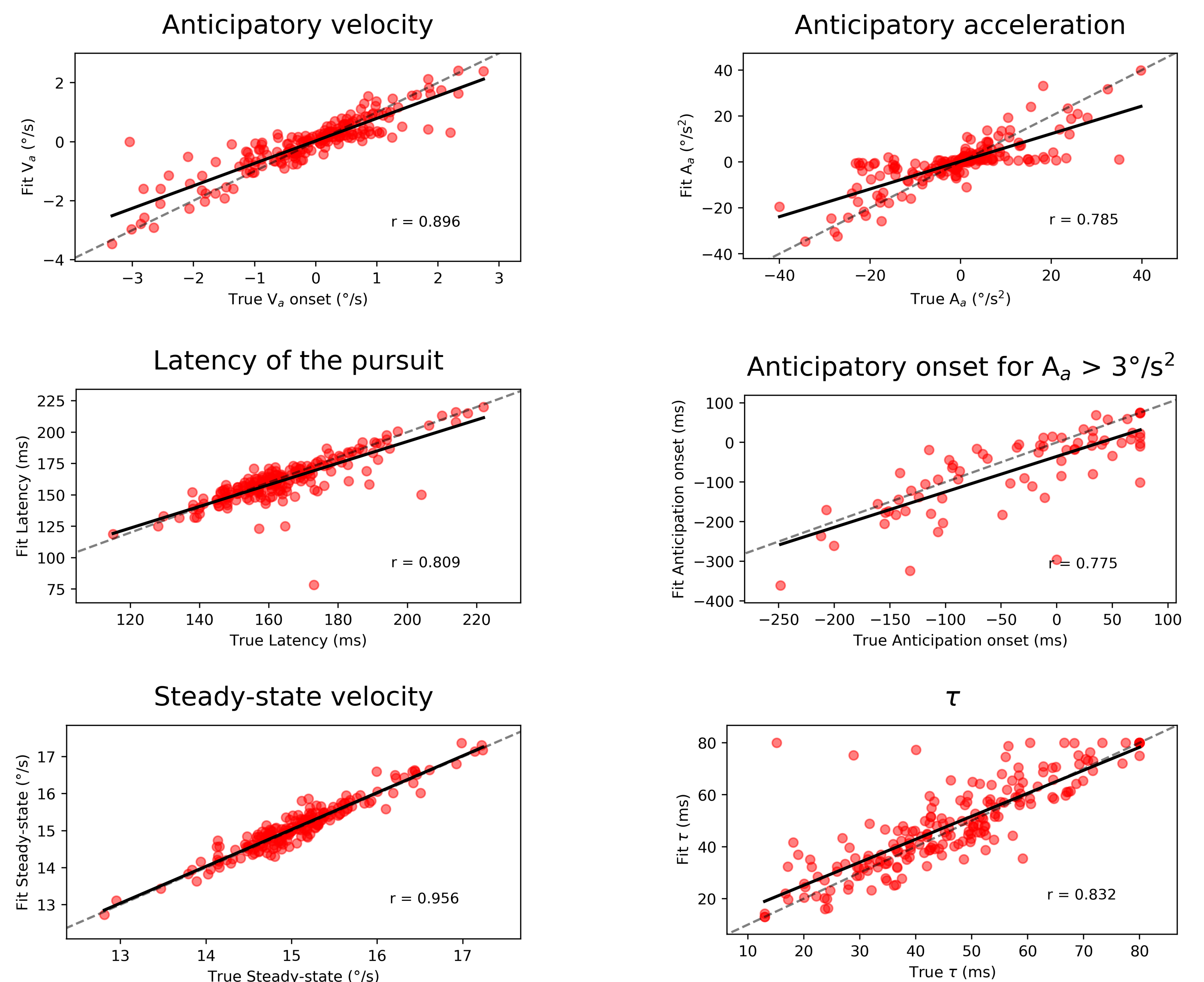
The true values are the values used to generate the original signal (S_o , noiseless simulated eye velocity) before adding random gaussian noise.

- The true Anticipatory Velocity (True V_a 50 ($^{\circ}/s$)) is the average S_o from -50 to 50 ms.
- The true Anticipatory Velocity (True V_a onset ($^{\circ}/s$)) is the average S_o from true Anticipation onset time to true Latency of visually-guided pursuit.

Classical Methods



ANEMO Fitting Method



Conclusions

Compared with classical methods, the ANEMO fitting method proves more efficient for validating and categorizing tracking performance globally, including prediction-based anticipation. The optimisation of the code is still in progress. Moreover, this code is made available as an open-source package at <http://github.com/invibe/ANEMO>, allowing for the community to use and modify these methods.