



**HAL**  
open science

## Oxygen on-site Coulomb energy in $\text{Pr}_{1.3-x}\text{La}_{0.7}\text{Ce}_x\text{CuO}_4$ and $\text{Bi}_2\text{Sr}_2\text{CaCu}_2\text{O}_{8+\delta}$ and its relation with Heisenberg exchange

Ashish Chainani, Masafumi Horio, Cheng-Maw Cheng, Daniel Malterre, K Sheshadri, Masaki Kobayashi, Koji Horiba, Hiroshi Kumigashira, Takashi Mizokawa, Masaki Oura, et al.

### ► To cite this version:

Ashish Chainani, Masafumi Horio, Cheng-Maw Cheng, Daniel Malterre, K Sheshadri, et al.. Oxygen on-site Coulomb energy in  $\text{Pr}_{1.3-x}\text{La}_{0.7}\text{Ce}_x\text{CuO}_4$  and  $\text{Bi}_2\text{Sr}_2\text{CaCu}_2\text{O}_{8+\delta}$  and its relation with Heisenberg exchange. *Physical Review B*, 2023, 107 (9), pp.195152. 10.1103/physrevb.107.195152 . hal-04141598

**HAL Id: hal-04141598**

**<https://hal.science/hal-04141598>**

Submitted on 26 Jun 2023









**HAL** is a multi-disciplinary open access archive for the deposit and dissemination of scientific research documents, whether they are published or not. The documents may come from teaching and research institutions in France or abroad, or from public or private research centers.

L'archive ouverte pluridisciplinaire **HAL**, est destinée au dépôt et à la diffusion de documents scientifiques de niveau recherche, publiés ou non, émanant des établissements d'enseignement et de recherche français ou étrangers, des laboratoires publics ou privés.



Distributed under a Creative Commons Attribution 4.0 International License

## Oxygen on-site Coulomb energy in $\text{Pr}_{1.3-x}\text{La}_{0.7}\text{Ce}_x\text{CuO}_4$ and $\text{Bi}_2\text{Sr}_2\text{CaCu}_2\text{O}_{8+\delta}$ and its relation with Heisenberg exchange

A. Chainani <sup>1,2</sup>, M. Horio<sup>3,4</sup>, C.-M. Cheng,<sup>1</sup> D. Malterre,<sup>5</sup> K. Sheshadri <sup>6</sup>, M. Kobayashi,<sup>7</sup> K. Horiba,<sup>8</sup> H. Kumigashira,<sup>9</sup> T. Mizokawa <sup>10</sup>, M. Oura,<sup>2</sup> M. Taguchi <sup>2,\*</sup>, Y. Mori,<sup>11</sup> A. Takahashi,<sup>11</sup> T. Konno,<sup>11</sup> T. Ohgi,<sup>11</sup> H. Sato,<sup>11</sup> T. Adachi <sup>12</sup>, Y. Koike,<sup>11</sup> T. Mochiku,<sup>13</sup> K. Hirata <sup>13</sup>, S. Shin,<sup>2,†</sup> M. K. Wu <sup>14</sup> and A. Fujimori <sup>3,15,1</sup>

<sup>1</sup>Condensed Matter Physics Group, National Synchrotron Radiation Research Center, Hsinchu 30076, Taiwan, Republic of China

<sup>2</sup>RIKEN SPring-8 Centre, 1-1-1 Sayo-cho, Hyogo 679-5148, Japan

<sup>3</sup>Department of Physics, The University of Tokyo, 7-3-1 Hongo, Bunkyo-ku, Tokyo 113-0033, Japan

<sup>4</sup>Institute for Solid State Physics, The University of Tokyo, Kashiwa, Chiba 277-8581, Japan

<sup>5</sup>Institut Jean Lamour, Université de Lorraine, UMR 7198 CNRS, Boîte Postale 70239, 54506 Vandoeuvre lés Nancy, France

<sup>6</sup>226, Bagalur, Bangalore North, Karnataka State 562149, India

<sup>7</sup>Department of Electrical Engineering and Information Systems and Center for Spintronics Research Network,

The University of Tokyo, 7-3-1 Hongo, Bunkyo-ku, Tokyo 113-8656, Japan

<sup>8</sup>National Institutes for Quantum and Radiological Science and Technology (QST), Sayo, Hyogo 679-5148, Japan

<sup>9</sup>Institute of Multidisciplinary Research for Advanced Materials (IMRAM), Tohoku University, Sendai 980-8577, Japan

<sup>10</sup>Department of Applied Physics, Waseda University, Shinjuku, Tokyo 169-8555, Japan

<sup>11</sup>Department of Applied Physics, Tohoku University, Sendai 980-8579, Japan

<sup>12</sup>Department of Engineering and Applied Sciences, Sophia University, Tokyo 102-8554, Japan

<sup>13</sup>National Institute for Materials Science, Tsukuba, Ibaraki 305-0047, Japan

<sup>14</sup>Institute of Physics, Academia Sinica, Taipei 115201, Taiwan, Republic of China

<sup>15</sup>Center for Quantum Technology, and Department of Physics, National Tsing Hua University,

Hsinchu 30013, Taiwan, Republic of China



(Received 25 February 2023; revised 6 May 2023; accepted 8 May 2023; published 30 May 2023)

We study the electronic structure of electron-doped  $\text{Pr}_{1.3-x}\text{La}_{0.7}\text{Ce}_x\text{CuO}_4$  (PLCCO;  $T_c = 27$  K,  $x = 0.1$ ) and hole-doped  $\text{Bi}_2\text{Sr}_2\text{CaCu}_2\text{O}_{8+\delta}$  (Bi2212;  $T_c = 90$  K) cuprate superconductors using x-ray absorption spectroscopy and resonant photoemission spectroscopy (Res-PES). From Res-PES across the O  $K$ -edge and Cu  $L$ -edge, we identify the O  $2p$  and Cu  $3d$  partial density of states (PDOS) and their correlation satellites, which originate in two-hole Auger final states. Using the Cini-Sawatzky method, analysis of the experimental O  $2p$  PDOS shows an oxygen on-site Coulomb energy for PLCCO to be  $U_p = 3.3 \pm 0.5$  eV, and for Bi2212,  $U_p = 5.6 \pm 0.5$  eV, while the copper on-site Coulomb correlation energy is  $U_d = 6.5 \pm 0.5$  eV for Bi2212. The expression for the Heisenberg exchange interaction  $J$  in terms of the electronic parameters  $U_d$ ,  $U_p$ , charge-transfer energy  $\Delta$ , and Cu-O hopping  $t_{pd}$  obtained from a simple  $\text{Cu}_2\text{O}$  cluster model is used to carry out an optimization analysis consistent with  $J$  known from scattering experiments. The analysis also provides the effective one-band on-site Coulomb correlation energy  $\tilde{U}$  and the effective hopping  $\tilde{t}$ . PLCCO and Bi2212 are shown to exhibit very similar values of  $\tilde{U}/\tilde{t} \sim 9$ – $10$ , confirming the strongly correlated nature of the singlet ground state in the effective one-band model for both materials.

DOI: [10.1103/PhysRevB.107.195152](https://doi.org/10.1103/PhysRevB.107.195152)

### I. INTRODUCTION

Since its discovery more than 35 years ago [1], an understanding of superconductivity in high-transition temperature ( $T_c$ ) cuprate superconductors continues to attract researchers even today. Extensive experimental and theoretical efforts to understand the cuprates have identified important aspects of their electronic structure, such as spin- and charge-ordering [2–12], a  $d_{x^2-y^2}$ -type superconducting gap [13,14], the role

of antiferromagnetic correlations [15–17], electron-phonon coupling [18], a temperature and momentum-dependent pseudogap [19,20], etc. The charge ordering favors localization of carriers and competes with superconductivity of doped carriers in the  $\text{CuO}_2$  layers, thereby leading to novel transport, thermodynamic, and spectroscopic phenomena that suggest quantum critical behavior [21–25]. However, the origin for the high- $T_c$  superconductivity in the cuprates still remains an open problem [26].

Several important models have emphasized the complex nature of the superconductivity and electronic structure of the cuprates. Starting with the one-band Hubbard model [27,28], theoretical models evolved along several different routes, such as the resonating valence bond theory [29], the three-band

\*Present address: Toshiba Nanoanalysis Corporation, Kawasaki 212-8583, Japan.

†Deceased.

Hubbard model [30,31], the  $t$ - $J$  model [32], spin fluctuation theory [33], marginal Fermi liquid theory [34], the pair density wave model [35], electron-phonon coupling-induced pairing which goes beyond the BCS model [36], etc. Although the origin of superconductivity in the cuprates remains a challenge, it is generally accepted that the quasi-two-dimensionality of the  $\text{CuO}_2$  layers and strong on-site Coulomb correlations provide a suitable starting point for describing the electronic structure of the cuprates [27–35,37–42].

Early studies using the Cini-Sawatzky method based on the two-hole Auger correlation satellite [43,44] showed that the O on-site Coulomb energy  $U_p$  can be large ( $\sim 5$ – $6$  eV) and close to the copper on-site Coulomb energy  $U_d$  ( $\sim 6$ – $8$  eV) in  $\text{YBa}_2\text{Cu}_3\text{O}_7$  (YBCO) [45,46],  $\text{Bi}_2\text{Sr}_2\text{CaCu}_2\text{O}_{8+\delta}$  (Bi2212) [47], and  $\text{La}_{2-x}\text{A}_x\text{CuO}_4$  ( $A = \text{Sr, Ba}$ ) [48–50]. Further,  $U_p \sim U_d$  is also known for several oxides across the 3d transition metal (TM) series: titanium/vanadium oxides ( $\text{SrTiO}_3$ ,  $\text{V}_2\text{O}_3$ ,  $\text{VO}_2$ ,  $\text{V}_2\text{O}_5$ ) [51–53],  $\text{LaMO}_3$  ( $M = \text{Mn-Ni}$ ) perovskites [54,55], and cuprates (including  $\text{Cu}_2\text{O}$  and  $\text{CuO}$ ) [45–48,56]. A theoretical study on rare-earth nickelates ( $\text{RNiO}_3$ ) with values of  $U_d$  ( $=7$  eV) and  $U_p$  ( $=5$  eV) showed the relation of a novel charge-order involving ligand holes with the metal-insulator transition in  $\text{RNiO}_3$  [57]. Very recently, the relation of the intersite Heisenberg exchange interaction  $J$  with  $U_d$  and  $U_p$  was recognized for the parent cuprates as well as hole-doped cuprates [58]. In particular, it was shown that  $J$  could be used as a bridge to connect the electronic parameters  $\tilde{U}$  and  $\tilde{t}$  of the widely used effective one-band Hubbard model with the parameters  $U_d$ ,  $U_p$ ,  $\Delta$ , and  $t_{pd}$  known from the three-band Hubbard model, cluster model calculations applied to core-level spectroscopy as well as resonant inelastic x-ray scattering [58], and from *ab initio* electronic structure calculations [59].

Surprisingly, there is no experimental estimate of  $U_p$  using the Cini-Sawatzky method in electron-doped cuprates which possess  $\text{CuO}_2$  planes without the apical oxygen site, i.e., the cuprates crystallizing in the so-called  $T'$  structure. For Bi2212, the estimate of  $U_d$  and  $U_p$  was made using known cluster model parameters [56] to explain the Res-PES spectra [47]. While optimally doped Bi2212 ( $T_c \sim 90$  K) has been extremely well-studied using soft- and hard-x-ray photoemission [47,60–64], as well as low-energy angle-resolved photoemission spectroscopy (ARPES) studies of its band dispersions and Fermi surfaces [13,18–21,38], there is no estimate of  $U_d$  and  $U_p$  using the experimental Cu 3d and O 2p partial density of states (PDOS). Thus, we felt it important to experimentally quantify on-site Coulomb energies in an electron-doped system in comparison with a well-studied hole-doped system. Further, recent studies on the  $T'$  structure  $\text{Pr}_{1.3-x}\text{La}_{0.7}\text{Ce}_x\text{CuO}_4$  (PLCCO) showed the importance of reduction annealing to achieve electron-doped superconductivity [65–68]. From careful ARPES studies, it was shown that the superconducting state was found to extend over a wide electron doping range with an optimal  $T_c \sim 27$  K [69]. Interestingly, a sharp quasiparticle feature was observed on the entire Fermi surface of optimally doped PLCCO with no signature of the antiferromagnetic (AF) pseudogap which indicated a reduced AF correlation length [66]. However, the superconducting gap still showed a  $d_{x^2-y^2}$  symmetry like the well-known results for the hole-doped Bi2212 [13] and for

electron-doped NCCO [14], and it suggests the importance of spin-fluctuations as a viable source of pairing even for PLCCO [67].

In this work, we have used the Cini-Sawatzky method to obtain  $U_d$  ( $= 6.5 \pm 0.5$  eV for Bi2212) and  $U_p$  values ( $= 5.6 \pm 0.5$  eV for Bi2212 and  $3.3 \pm 0.5$  eV for PLCCO). However, since the Pr 3d core level overlaps with the Cu 2p core level and also the Pr 4f valence-band states overlap the Cu 3d states, we could not separate out the Cu 3d states from the Pr 4f states of PLCCO. Hence, we could not estimate  $U_d$  for PLCCO, but instead we use the  $U_d$  estimated for Bi2212. Next, using the estimated  $U_d$  and  $U_p$  values, and known values of  $\Delta$  and  $t_{pd}$ , we obtain a set of parameter values for PLCCO and Bi2212 consistent with the experimental  $J$  known from neutron or x-ray scattering using an optimization procedure [58]. The method also provides the effective one-band parameters  $\tilde{U}$  and  $\tilde{t}$  consistent with the experimental  $J$ . The results show that  $\tilde{U}/\tilde{t} \sim 9$ – $10$  for both PLCCO and Bi2212, and they confirm the strongly correlated nature of the effective one-band singlet state in spite of the significantly different values of  $U_p$ .

## II. EXPERIMENT

We have carried out x-ray absorption (XAS) and resonant photoemission spectroscopy (Res-PES) across the O  $K$ -edge of electron-doped  $\text{Pr}_{1.3-x}\text{La}_{0.7}\text{Ce}_x\text{CuO}_4$  (PLCCO, with  $x = 0.1$ ;  $T_c = 27$  K) and hole-doped (Bi2212;  $T_c = 90$  K) to estimate  $U_p$ . For Bi2212, we also measured XAS and Res-PES across the Cu  $L$ -edge to estimate  $U_d$ . In addition, XAS and Res-PES across the O  $K$ -edge was measured for PLCCO with  $x = 0.0$ , which shows an antiferromagnetic metal ground state, to check the doping dependence of the two-hole Auger satellite. The Bi2212 single-crystal samples were prepared by the traveling solvent floating zone method as reported in the literature [70], and characterized for their superconducting  $T_c = 90$  K. Res-PES across the O  $K$ -edge and Cu  $L$ -edge for Bi2212 was performed at BL17SU of SPring-8, Japan, with an energy resolution  $\Delta E = 0.2$  eV. Bi2212 was peeled with scotch-tape in UHV and measured at  $T = 20$  K. The Fermi level  $E_F$  of gold was measured to calibrate the energy scale. Low-energy off-resonant synchrotron valence-band PES measurements ( $h\nu = 22.0$  and  $53.0$  eV) were carried out at BL21 of Taiwan Light Source, NSRRC, Taiwan. The energy resolution was set to  $\Delta E = 15$  meV and the sample temperature was  $T = 10$  K. Single crystals of PLCCO with  $x = 0.0$  and  $0.10$  were synthesized by the traveling-solvent floating-zone method and were protect annealed for 24 h at  $800^\circ\text{C}$  [65]. The  $x = 0.1$  composition showed a superconducting  $T_c = 27$  K. XAS and Res-PES across the O  $K$ -edge for PLCCO was performed at BL2A of Photon Factory, Japan, with an energy resolution  $\Delta E = 0.2$  eV. The XAS and Res-PES measurements were carried out at  $T = 200$  K. Low-energy synchrotron PES with  $h\nu = 16.5$  and  $55.0$  eV for PLCCO was performed at BL9A HiSOR and BL28A of Photon Factory, Japan, respectively. The energy resolution was set to  $\Delta E = 15$  meV at HiSOR and at BL28A of Photon Factory. The measurements were carried out at  $T = 9$  K, and  $E_F$  of gold was measured to calibrate the energy scale.

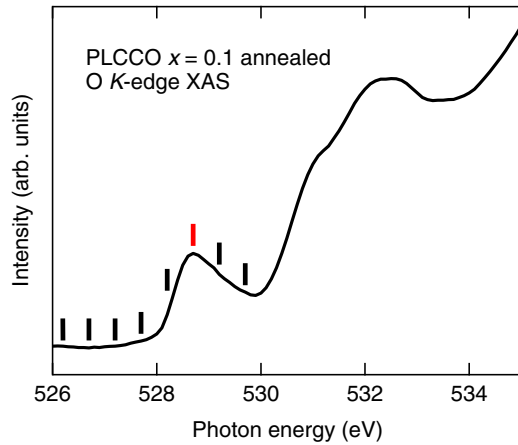


FIG. 1. The O  $K$ -edge ( $1s$ - $2p$ ) x-ray absorption spectrum of PLCCO,  $x = 0.1$ .

### III. RESULTS AND DISCUSSIONS

Figure 1 shows the O  $K$ -edge ( $1s$ - $2p$ ) XAS spectrum of PLCCO,  $x = 0.1$ , measured at  $T = 200$  K over the incident photon energy range of  $h\nu = 526$ – $535$  eV. It shows a small peak at  $\sim 528.7$  eV and a broad structure between 530 and 534 eV, with a weak shoulder at  $\sim 531$  eV. The states above 530 eV are attributed to the overlapping La, Ce, and Pr  $5d$  states hybridized with O  $2p$  states [71], while the 528–530 eV states are due to Cu  $3d$ –O  $2p$  hybridized states. The peak at 528.7 eV is quite similar to the lowest energy peak feature seen in the O  $K$ -edge XAS of electron-doped NCCO, which was analyzed as the unoccupied upper Hubbard band associated with Cu  $3d$  states hybridizing with O  $p_x$ ,  $p_y$  states, while the  $p_z$  states are mixed into the tail of the  $\sim 531$  eV shoulder [71].

Figure 2(a) shows the O  $1s$ - $2p$  Res-PES spectra of PLCCO,  $x = 0.1$ , obtained using incident photon energies labeled by vertical tick marks in Fig. 1. The main valence-band spectra show three features consisting of a rounded peak at about 1.5 eV binding energy (BE), a small sharp feature at around 2.5 eV BE, and a broad feature spread over 2.5–7.5 eV BE. The rounded peak is attributed to the mainly  $\text{Pr}^{3+}$  occupied  $4f^2$  states, which have a strong cross-section at these  $h\nu$  values compared to Cu  $3d$  states, which are also expected over the same energies but hidden below the Pr  $4f$  states. The small sharp feature at 2.5 eV BE is due to the  $\text{Ce}^{3+}$  occupied  $4f^1$  states. This is confirmed by comparing the O  $1s$ - $2p$  Res-PES spectra of PLCCO,  $x = 0.0$ , which do not contain Ce, as discussed in the Appendix. The broad feature at 2.5–7.5 eV BE mainly consists of the O  $2p$  states. The valence-band spectrum measured with  $h\nu = 55.0$  eV is also shown in Fig. 2(a). It confirms the suppression of the Ce and Pr  $4f$  states due to their low photoionization cross-sections at low incident  $h\nu$ , and it also confirms the dominantly O  $2p$  PDOS character of the broad feature spread over 2.5–7.5 eV BE.

In this work, our main interest is to measure over higher binding energies and check for the O KVV Auger satellite feature, which originates from a two-hole final state and provides a measure of  $U_p$ . As can be seen in Fig. 2(a), a weak

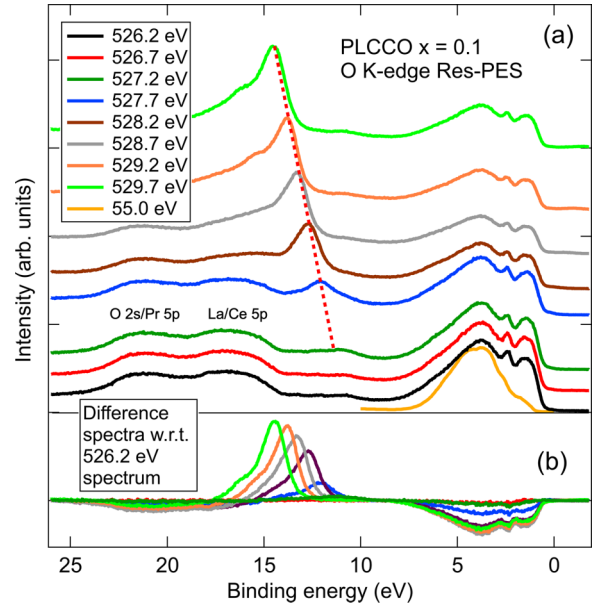


FIG. 2. (a) The Res-PES spectra across the O  $K$ -edge ( $1s$ - $2p$ ) of PLCCO,  $x = 0.1$ , measured at photon energies marked with vertical bars in Fig. 2. The spectra are normalized at 8 eV BE. The off-resonance valence-band spectrum measured with  $h\nu = 55.0$  eV is also shown. (b) The difference spectra obtained for higher energies with respect to the  $h\nu = 526.2$  eV spectrum.

feature seen at  $\sim 11$  eV BE shows a small increase in intensity on increasing the incident  $h\nu$  from 526.2 to 527.2 eV. For higher  $h\nu > 527.2$  eV, the feature gets strongly enhanced and shifts to higher BEs tracking the increase in  $h\nu$  [red dashed line in Fig. 2(a)]. This behavior is a signature of the Auger two-hole satellite. To characterize the evolution of the satellite, in Fig. 2(b), we have plotted the difference spectra with respect to  $h\nu = 526.2$  eV for all higher  $h\nu$ . The difference spectra show a small intensity increase of the satellite feature at  $\sim 11$  eV BE for  $h\nu = 527.2$  eV (see Fig. 3 for an expanded  $y$ -scale figure). On increasing  $h\nu$ , it shows a systematic increase in intensity with an energy shift and a coupled suppression of the main O  $2p$  valence-band intensity. The energy shift is seen with a small increase in intensity up to  $h\nu = 529.7$  eV, but a small increase of the main valence-band intensity is also observed at  $h\nu = 529.7$  eV. The La and Ce  $5p$  states are observed in Fig. 2(a) as weak bumps between  $\sim 15$  and 18 eV BE, while the Pr  $5p$  states are between  $\sim 20$  and 23 eV and overlap with the O  $2s$  states at  $\sim 23$  eV. A very similar behavior was observed in the O  $K$ -edge XAS and O  $1s$ - $2p$  Res-PES spectra of PLCCO,  $x = 0.0$  (detailed in the Appendix), indicating a very similar O KVV Auger two-hole satellite.

To estimate  $U_p$  using the Cini-Sawatzky method, we plot the PLCCO,  $x = 0.1$  valence-band spectra with  $h\nu = 16.5$  and 55.0 eV, as shown in Figs. 3(a) and 3(b), respectively. At these energies, the overall valence-band spectrum is dominated by O  $2p$  states but it can be seen that the spectrum with  $h\nu = 55.0$  eV is slightly broader than at  $h\nu = 16.5$  eV. From a numerical self-convolution of the one-hole valence-band spectra, we obtained the two-hole spectra, also shown in Figs. 3(a) and 3(b). Comparing the two-hole spectra with

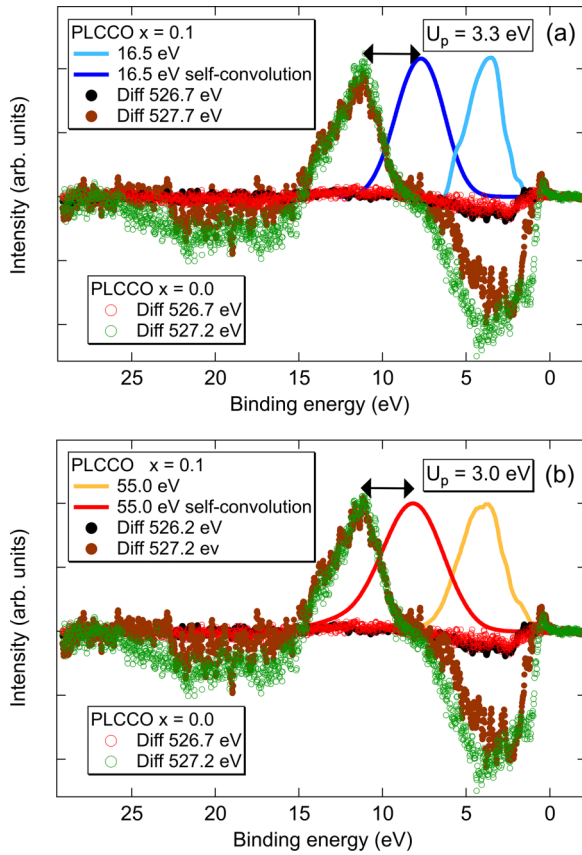


FIG. 3. (a) The valence-band spectrum of PLCCO for  $x = 0.1$  measured with  $h\nu = 16.5$  eV. From a numerical self-convolution of the one-hole valence-band spectrum, we obtained the two-hole spectra. Comparing the two-hole spectrum with the difference spectra obtained at  $h\nu = 527.2$  eV (which shows the correlation satellite feature for  $x = 0.1$ ), we could estimate  $U_p = 3.3 \pm 0.5$  eV for  $h\nu = 16.5$  eV. (b) Similarly, we could estimate  $U_p = 3.0 \pm 0.5$  eV for  $h\nu = 55.0$  eV. The correlation satellite feature for  $x = 0.0$  also lies at the same energy as for  $x = 0.1$ .

the difference spectra of  $x = 0.0$  and  $0.1$  obtained at  $h\nu = 527.2$  eV, which is the lowest energy that shows the two-hole correlation satellite feature, we estimate  $U_p = 3.3 \pm 0.5$  eV for  $h\nu = 16.5$  eV and  $U_p = 3.0 \pm 0.5$  eV for  $h\nu = 55.0$  eV. Thus, the estimated  $U_p$  from the analyses using  $h\nu = 16.5$  and  $55.0$  eV for  $x = 0.1$  are quite close to each other. Interestingly, as seen in Fig. 3, since the two-hole correlation satellite feature for  $x = 0.0$  is observed at the same energy as for  $x = 0.1$ , it suggests that the strength of  $U_p$  does not depend on the electron doping content.

In Fig. 4, we plot the O  $K$ -edge ( $1s-2p$ ) XAS spectrum of Bi2212 measured at  $T = 20$  K over the incident photon energy range of  $h\nu = 526-536$  eV. The spectra are quite similar to early reports of the XAS of Bi2212 [47]. It shows a small peak at  $\sim 529.3$  eV and a shoulder at  $\sim 531.35$  eV, which extends as a broad feature up to nearly 535 eV. The shoulder marks the onset of the upper Hubbard band associated with Cu  $3d$  states bonding to O  $p_x, p_y$  states, while states above are attributed to the Bi, Sr, and Ca states hybridized with O  $2p$  states. It is well-known that the peak at 529.3 eV shows an intensity proportional to the doped hole states [72,73]. Similar

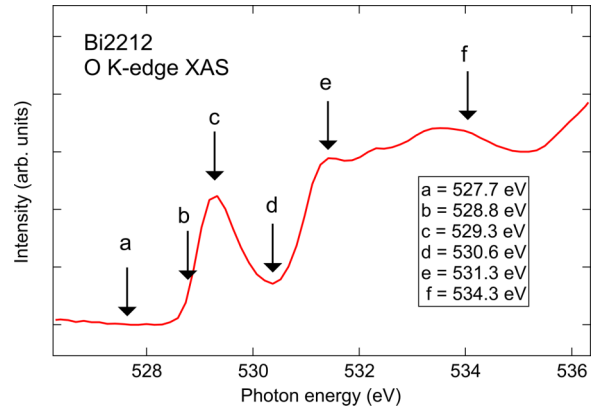


FIG. 4. The O  $K$ -edge ( $1s-2p$ ) x-ray absorption spectrum of Bi2212. The photon energies labeled (a)–(f) were used to measure the Res-PES spectra across the O  $K$ -edge as discussed in Fig. 5.

behavior was also seen in O  $K$ -edge XAS spectra of hole-doped  $\text{La}_{2-x}\text{Sr}_x\text{CuO}_4$  [74]. At photon energies labeled (a)–(f), we then carried out O  $1s-2p$  Res-PES spectra of Bi2212 to check for the two-hole Auger correlation satellite.

As shown in Fig. 5, the O  $1s-2p$  Res-PES spectra of Bi2212, measured over a wide BE range of 30 eV, exhibit many shallow core levels, which are due to Bi  $5d$ , Ca  $3p$ , O  $2s$ , and Sr  $4p$  as labeled in Fig. 8. The shallow core features between 17 and 30 eV BE allow us to consistently calibrate the on-resonance spectra in spite of the relatively weak intensities of the main valence-band spectra between  $E_F$  and about 7 eV BE. Importantly, we see that the peak feature at 12.8 eV BE systematically increases in intensity on increasing the incident  $h\nu$  from 527.7 to 529.3 eV (a)–(c). At  $h\nu = 530.6$  eV, the intensity reduces, reflecting the dip in the XAS spectrum and then increases again for  $h\nu = 531.3-534.3$  eV. From  $h\nu = 529.3$  to 534.3 eV, the feature systematically shifts to higher BEs tracking the increase in  $h\nu$ , confirming its Auger two-hole satellite character.

To estimate  $U_p$  for Bi2212, we measured the valence-band spectrum with  $h\nu = 53.0$  eV, as plotted in Fig. 6. The spectrum shows the dominantly O  $2p$  states hybridized with Cu  $3d$  states, centered at about 3.5 eV BE, and very weak intensity

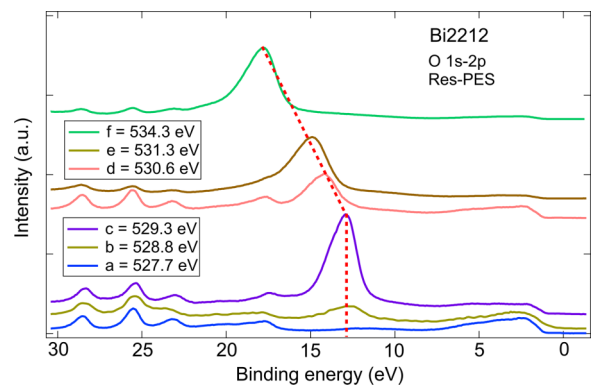


FIG. 5. The Res-PES spectra measured across the O  $K$ -edge ( $1s-2p$ ) of Bi2212 at photon energies labeled (a)–(f) in Fig. 4. The spectra are normalized to the incident photon flux.

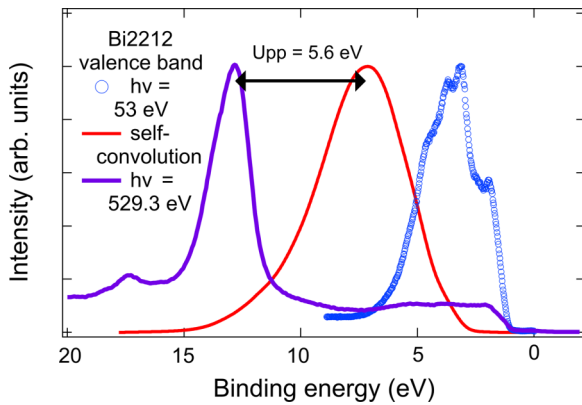


FIG. 6. The off-resonance valence-band spectrum of Bi2212 measured with  $h\nu = 53$  eV, which represents the dominantly O  $2p$  PDOS hybridized with Cu  $3d$  states. The numerical self-convolution of the valence-band spectrum is compared with the on-resonance spectrum obtained with  $h\nu = 529.3$  eV in order to estimate  $U_p$ .

with a step at the  $E_F$ . We have also measured the valence band with  $h\nu = 22.0$  eV (see Fig. 9, inset), but it is known that the Bi2212 spectrum shows relatively high intensity features due to the Bi-O derived O  $2p$  states between 4 and 8 eV BE [60]. Since we are interested in knowing the  $U_p$  for the CuO<sub>2</sub>-plane oxygen sites, we used the  $h\nu = 53.0$  eV spectrum to estimate  $U_p$ . The numerical self-convolution of the one-hole  $h\nu = 53.0$  eV valence-band spectrum is plotted together with the on-resonance spectrum obtained with the  $h\nu = 529.3$  eV spectrum, as shown in Fig. 6. The energy separation of the main peaks between these two spectra provides an estimate of  $U_p = 5.6 \pm 0.5$  eV. Thus, the estimated  $U_p = 5.6 \pm 0.5$  eV for Bi2212 is larger than the value of  $U_p = 3.3 \pm 0.5$  eV for PLCCO, and it indicates that  $U_p$  values can vary significantly for different families of cuprates. While the origin of this difference in  $U_p$  between PLCCO and Bi2212 is not clear, it is generally considered that the on-site Coulomb energy in a solid is strongly reduced from the atomic values due to solid-state screening. Considering the differences in the crystal structure of PLCCO and Bi2212, the smaller  $U_p$  for PLCCO may be attributed to the generally smaller  $\Delta$  (equivalently, the smaller charge-transfer gap) of the electron-doped cuprates compared to the hole-doped ones.

Next, we do the same exercise of estimating on-site Coulomb energy but for the Cu site,  $U_d$ , in Bi2212. Figure 7 shows the Cu  $L$ -edge XAS spectrum, which exhibits a typical single peak feature for the  $L_3$  and  $L_2$  edges. This is consistent with early work on Bi2212 [61,73], which also reported polarization-dependent studies to characterize the Cu  $3d$  states. It was shown that the single peak feature was dominated by the  $3d_{x^2-y^2}$  states, but also included about 15%  $3d_{z^2-r^2}$  contribution [61,73]. At photon energies labeled (a)–(g) marked in Fig. 7, we measured the Cu  $2p$ - $3d$  Res-PES spectra of Bi2212 to check for the Cu two-hole Auger correlation satellite. Figure 8 shows the valence-band spectra measured over a wide energy range of 30 eV BE including the shallow core levels of Bi  $5d$ , Ca  $3p$ , O  $2s$ , and Sr  $4p$ . The shallow core-level positions help us to confirm the energy calibration. The spectral changes consist of a suppression or

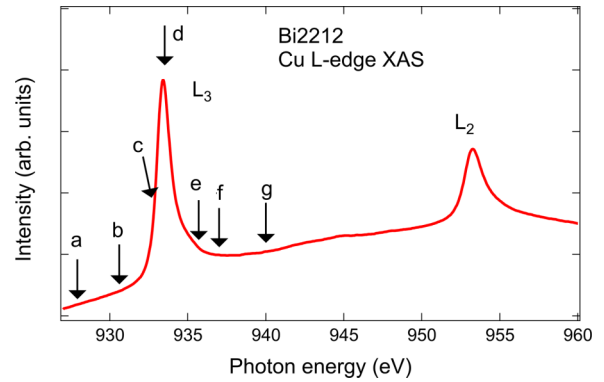


FIG. 7. The Cu  $L$ -edge ( $2p$ - $3d$ ) x-ray absorption spectrum of Bi2212. The photon energies labeled (a)–(g) were used to measure the Res-PES spectra across the Cu  $L$ -edge, as discussed in Fig. 8.

antiresonance behavior of the main valence band, coupled to a large increase of the feature at about 12.5 eV BE. This peak shows a tenfold increase in intensity on changing  $h\nu$  from 930.6 to 933.4 eV corresponding to a resonant enhancement. Please note that the spectrum obtained with  $h\nu = 933.4$  eV is divided by a factor of 10. The spectrum with  $h\nu = 933.4$  eV is very similar to the early study by Brookes *et al.*, which showed a strong resonant enhancement of the  $\sim 12.5$  eV satellite feature [63]. The authors further identified the feature at  $\sim 12.5$  eV as the atomic like  $^1G$ -state, the very weak feature at  $\sim 16$  eV as the  $^1S$ -state and the weak feature at  $\sim 10$  eV as the  $^3F$ -state, as shown on an expanded scale in Fig. 9.

On increasing  $h\nu$  further from 933.4 to 940.0 eV, the feature at 12.5 eV BE systematically moves to higher BE, tracking the increase in  $h\nu$ , and this indicates that the feature is the Cu  $L_3VV$  two-hole Auger satellite, consistent with early reports [47]. To estimate  $U_d$ , we then measured the valence band of Bi2212 with  $h\nu = 22.0$  eV and compared it with the off-resonance spectrum obtained with  $h\nu = 927.9$  eV, as shown inset of Fig. 9. The  $h\nu = 22.0$  eV spectrum represents the valence-band spectrum dominated by O  $2p$  PDOS, which are hybridized with Bi and Cu valence-band states. In

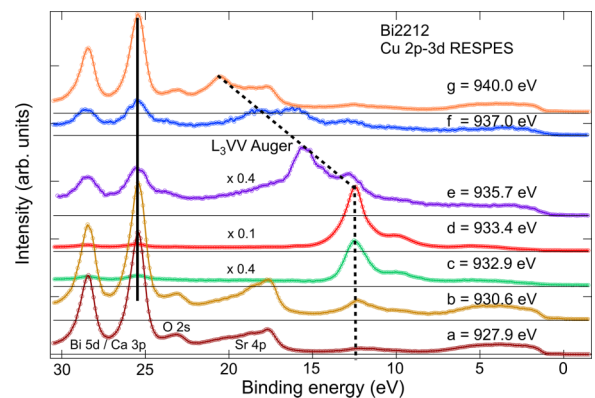


FIG. 8. The Res-PES spectra measured across the Cu  $L$ -edge ( $2p$ - $3d$ ) of Bi2212 at photon energies labeled (a)–(g) in Fig. 7. The spectra are normalized to the incident photon flux, and in addition, for photon energies (c)–(e), the spectra were scaled by a factor to facilitate a comparative evolution of the  $L_3VV$  feature.

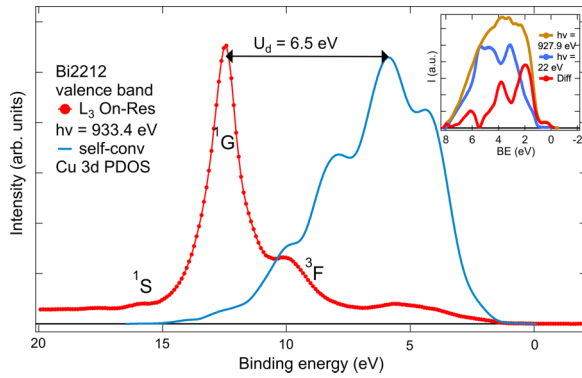


FIG. 9. The numerical self-convolution of the Cu 3d PDOS is compared with the on-resonance spectrum obtained with  $h\nu = 933.4$  eV in order to estimate  $U_d$ . Inset: The Cu 3d PDOS was obtained as the difference between the valence-band spectrum of Bi2212 ( $h\nu = 22.0$  eV) and the off-resonance spectrum [ $h\nu = 927.9$  eV (Fig. 8)].

particular, it was shown that the features between  $\sim 4$  and  $8$  eV BE are dominated by the Bi-O hybridized states, which get suppressed even with  $h\nu = 53.0$  eV (see Fig. 6). Hence we used the  $h\nu = 53.0$  eV spectrum to estimate  $U_p$  for the O  $2p$  states associated with the  $\text{CuO}_2$  planes. On the other hand, since the Cu  $3d$  cross section dominates at  $h\nu = 927.9$ , the  $h\nu = 927.9$  eV spectrum is considered to have an enhanced contribution of Cu  $3d$  states, albeit hybridized with O  $2p$  states. To separate out the dominantly Cu  $3d$  character PDOS, we normalized the spectra in the inset of Fig. 9 at  $5.5$  eV BE and obtained a difference spectrum, which is also plotted in the same inset.

We then carried out a numerical self-convolution of the difference spectrum and compared it with the on-resonance  $h\nu = 933.4$  eV spectrum, which showed the Cu  $L_3VV$  two-hole Auger satellite (Fig. 9, main panel). Although the numerical self-convolution shows weak features at BEs of  $8$ ,  $10$ , and  $13$  eV, we have checked that they are artifacts that arise from the structures between  $4$  and  $6.5$  eV BE in the difference spectrum (inset, Fig. 9) associated with the Bi-O states lying at  $4$ – $8$  eV BE. Hence, we used the main peak of the numerical self-convolution at  $6$  eV BE to get an estimate of average  $U_d$  in Bi2212. The energy separation between the main peak of the numerical self-convolution and the main peak of the Cu  $L_3VV$  two-hole Auger satellite provides an estimate of  $U_d = 6.5 \pm 0.5$  eV for Bi2212. The error bar of  $\pm 0.5$  eV was estimated by shifting the Auger spectrum by  $\pm 0.5$  eV, which leads to a width in fair agreement with the main peak of the self-convoluted two-hole spectrum. Using the same method, a value of  $U_d = 6.5 \pm 0.5$  eV was also estimated recently for the three-layer cuprate superconductor  $\text{HgBa}_2\text{Ca}_2\text{Cu}_3\text{O}_{8+\delta}$  [75], which shows the highest  $T_c = 130$  K at ambient pressure [76]. Having obtained estimates of  $U_d$  and  $U_p$ , we applied them to determine the Heisenberg exchange  $J$  and the relation between the effective one-band and three-band Hubbard models for PLCCO and Bi2212. But before that, we discuss below the very early work by deBoer *et al.* [77], which clarified the difference between the  $U_d$  deduced from Auger spectra compared to the Hubbard  $U_d$ .

For an atom  $M$  in a solid, the  $U_d$  obtained from the two-hole Auger satellite is the energy cost for the “reaction”

$2(M^+) \rightarrow M + (M^{2+})$ . Then, the value of  $U_d$  (Auger) is the difference between the first ionization energy ( $I_1$ ) and the second ionization energy ( $I_2$ ), i.e.,  $U_d$  (Auger) =  $I_2 - I_1$ . However, the Hubbard  $U_d$  is the energy cost for the “reaction”  $2M \rightarrow (M^-) + (M^+)$ , i.e., Hubbard  $U_d = I_1 - A$ , and it corresponds to the difference between the first ionization energy  $I_1$  and the electron affinity  $A$ . While both the values represent the energy difference between one less electron and one more electron compared to a reference state, the reference states  $M$  and  $M^+$  are obviously not the same. But the difference in the estimated values of  $U_d$  (Auger) and Hubbard  $U_d$  is expected to be small due to solid-state screening effects [77]. It is noted that for the value of Hubbard  $U_d$  for Cu, most of the literature uses values between  $6$  and  $8$  eV [45–50,56,78–80], while we obtain  $U_d$  (Auger) =  $6.5 \pm 0.5$  eV, confirming that they are not very different.

In a recent study [58], we developed an optimization procedure to estimate effective one-band Hubbard model parameters  $\tilde{U}$  and  $\tilde{t}$  using reported three-band parameters  $t_{pd}$ ,  $\Delta$ ,  $U_d$ , and  $U_p$  from theoretical studies [78] as well as cluster model calculations [79,80]. In this procedure, the Heisenberg exchange  $J$  calculated using a downfolding method [81] for a  $\text{Cu}_2\text{O}$  cluster model employing the three-band Hamiltonian in the hole picture is given by

$$J = 4 \frac{t_{pd}^4}{\Delta^2} \left[ \frac{1}{U_d} + \frac{1}{\Delta + U_p/2} \right]. \quad (1)$$

This agrees with the expression obtained by fourth-order perturbation theory [82–85], but in the approximation of intersite Coulomb interaction  $U_{pd} = 0$  (which is typically smaller than  $U_p$  and  $U_d$  [42]) and the oxygen-oxygen hopping  $t_{pp} = 0$  (since we used a  $\text{Cu}_2\text{O}$  cluster). If we now write  $J = 4\tilde{t}^2/\tilde{U}$ , then we can identify

$$\tilde{t} = \frac{t_{pd}^2}{\Delta}, \quad \frac{1}{\tilde{U}} = \frac{1}{U_d} + \frac{1}{\Delta + U_p/2}. \quad (2)$$

As explained in Ref. [58], this expression for  $J$  does not lead to a satisfactory agreement with  $J = 121$  meV ( $\text{Pr}_2\text{CuO}_4$ ) reported from neutron scattering [86] and  $J = 161$  meV (Bi2212) from x-ray scattering measurements [86,87], if we directly use reported values of three-band parameters. We also checked it by using the  $J$  obtained for a sample of Bi2212 doped into the antiferromagnetic regime, by scaling the 2-magnon Raman scattering result [88] of  $J = 124$  meV to an effective neutron scattering result of  $J = 132$  meV, using  $\text{La}_2\text{CuO}_4$  as a reference case, but we could not obtain a satisfactory agreement. Then, using an optimization procedure, we first find values that provide a good agreement with  $J$  known from the scattering experiments [86–88]. It was found that the energy cost was minimal for the second optimization procedure (described in Ref. [58]), in which we modify the parameters ( $\tilde{t}_{pd}$ ,  $\tilde{\Delta}$ ; columns 3 and 4 in Table I) and obtain optimal values ( $t_{pd}$  and  $\Delta$ ; columns 5 and 6 in Table I). The optimal values are sufficiently close to values of  $\tilde{t}_{pd}$ ,  $\tilde{\Delta}$  using the three-band model or cluster model calculations reported in the literature. Next, we use our measurements of  $U_d$  and  $U_p$ , and optimal values  $t_{pd}$ ,  $\Delta$ , to estimate the one-band parameters  $\tilde{U}$  and  $\tilde{t}$ . The results are summarized in Table I. The results show that  $\tilde{U}/\tilde{t} \sim 9$ – $10$  for both PLCCO and

TABLE I. Electronic parameters ( $\bar{U}_d, \bar{U}_p, \bar{t}_{pd}, \bar{\Delta}$ ) for cuprates from the three-band Hubbard model/cluster model calculations. The table also shows an optimized parameter set of ( $t_{pd}$  and  $\Delta$ ).  $J$  is the nearest-neighbor Heisenberg exchange deduced from scattering experiments. See the text for details.

Compound (ref. no)	$\bar{U}_d$ $\pm 0.5$ eV	$\bar{U}_p$ $\pm 0.5$ eV	$\bar{t}_{pd}$ $\pm 1.0$ eV	$\bar{\Delta}$ $\pm 0.2$ eV	Optimized set		$J$ (ref.no) meV	$\tilde{U}$ eV	$\tilde{t}$ eV	$\tilde{U}/\tilde{t}$
					$t_{pd}$ eV	$\Delta$ eV				
Pr <sub>2</sub> CuO <sub>4</sub> (80)	8.0	4.1	1.1	3.0	1.0	3.2	121 (86)	3.16	0.31	10.19
PLCCO(80) with experimental $U_d, U_p$	6.5	3.3	1.1	3.0	0.96	3.0	121 (86)	2.7	0.29	9.31
Bi2212(78)	8.5	4.1	1.13	3.2	1.1	3.5	161 (87)	3.34	0.37	9.03
Bi2212(79)	7.7	6.0	1.5	3.5	1.2	3.7	161 (87)	3.59	0.38	9.44
Bi2212(79) with experimental $U_d, U_p$	6.5	5.6	1.5	3.5	1.16	3.5	161 (87)	3.2	0.36	8.9
Bi2212(78)	8.5	4.1	1.13	3.2	1.07	3.4	132 (88)	3.33	0.33	10.09
Bi2212(79)	7.7	6.0	1.5	3.5	1.13	3.7	132 (88)	3.58	0.34	10.53
Bi2212(79) with experimental $U_d, U_p$	6.5	5.6	1.5	3.5	1.10	3.7	132 (88)	3.24	0.33	9.81

Bi2212 using experimental  $U_d$  and  $U_p$ , and they confirm the strongly correlated nature of the effective one-band singlet state [58]. It is very interesting to note that the estimated one-band parameters  $\tilde{U}$  and  $\tilde{t}$  show small differences for PLCCO and Bi2212, although the  $U_p$  values are significantly different for them. If one looks at the small differences between PLCCO and Bi2212 more closely, one can see that the smaller  $t_{pd}$  for PLCCO (due to its longer in-plane lattice parameter) is responsible for the smaller  $J$  and  $\tilde{t}$ , in spite of the smaller  $\Delta$  and  $U_p$ . On the other hand, the smaller  $\Delta$  and  $U_p$  do play a major role in reducing  $\tilde{U}$  in PLCCO. In contrast, the larger  $t_{pd}$  for Bi2212 (due to its shorter in-plane lattice parameter) is responsible for the larger  $\tilde{t}$ . Although a larger  $\Delta$  and  $U_p$  result in a relative increase in  $\tilde{U}$  for Bi2212, the net result is  $\sim 10\%$  larger  $J$  for Bi2212 compared to PLCCO, based on the scaled Raman scattering estimate for Bi2212.

More interestingly, the obtained values of  $\tilde{t} = 0.29$  eV (for PLCCO) and  $\tilde{t} = 0.33\text{--}0.36$  eV (for Bi2212) are quite close to the values of the primary or nearest-neighbor (NN) hopping  $t = 0.26$  eV (for PLCCO) and  $0.36$  eV (for Bi2212) estimated from fitting the ARPES Fermi surfaces of PLCCO [68] and Bi2212 [89]. It is noted that the tight-binding fits for PLCCO and Bi2212 also employed a second NN hopping  $t'$  ( $= 0.24t$  and  $0.3t$ , respectively) and for Bi2212 an additional out-of-plane hopping  $t_{\perp}$  ( $= 0.3t$ ), which are relatively small. Similar results have been reported for La<sub>2</sub>CuO<sub>4</sub> and Sr<sub>2</sub>CuO<sub>2</sub>Cl<sub>2</sub> for which the neutron scattering results could be explained by an effective extended one-band model. For La<sub>2</sub>CuO<sub>4</sub>, a dominant NN hopping  $t = 0.33$  eV implied an effective  $U/t = 8.8$  with  $U = 2.9$  eV, but in addition to the NN exchange  $J = 138$  meV, it was important to include a ring exchange term with  $J_c = 38$  meV, and the second NN and third NN exchange  $J' = J'' = 2$  meV [90]. For Sr<sub>2</sub>CuO<sub>2</sub>Cl<sub>2</sub>, the authors used a  $t\text{--}t'\text{--}t''\text{--}J$  model and obtained  $t = 0.35$  eV,  $t' = 0.12$  eV,  $t'' = 0.08$  eV, and with  $J = 0.14$  eV [91,92], it implied an effective  $U/t = 10$  with  $U = 3.5$  eV. All these cases suggest that the NN hopping  $t$  and  $U$  can be considered to be  $\tilde{t}$  and  $\tilde{U}$  of the effective one-band model.

Thus, in spite of the differences in PLCCO and Bi2212,  $\tilde{t}$  plays an important role in determining the value of  $J$  and also results in a very similar value of  $\tilde{U}/\tilde{t} \sim 9\text{--}10$ . Several studies have emphasized  $J$  as being one of the most important parameters to achieve high-temperature superconductivity exhibited by the family of cuprates [26,86,87,93–101]. It is clear from Eq. (1) that  $U_p, U_d, \Delta$ , and  $t_{pd}$  all play an important role in determining the Heisenberg exchange  $J$ . Finally, using Eq. (2) and writing  $J = 4\tilde{t}^2/\tilde{U}$  in the effective one-band Hubbard model form provides a bridge to understand the connection between the effective one-band and three-band Hubbard models of the cuprates [102,103]. While they have often been considered as distinct models, in essence, as the present results show, they are truly equivalent.

#### IV. CONCLUSIONS

In conclusion, the Cini-Sawatzky method was employed to obtain the experimental values of  $U_d$  ( $= 6.5 \pm 0.5$  eV) for Bi2212 and  $U_p$  for Bi2212 ( $= 5.6 \pm 0.5$  eV) and PLCCO ( $= 3.3 \pm 0.5$  eV). This indicates that the  $U_p$  values can vary significantly in different families of cuprates. Using the estimated  $U_d$  and  $U_p$  values, and known values of  $\Delta$  and  $t_{pd}$ , we could obtain a set of optimal parameter values for PLCCO and Bi2212 consistent with the experimental  $J$  known from neutron, x-ray, and Raman scattering. We also obtained the effective one-band parameters  $\tilde{U}$  and  $\tilde{t}$  for the experimental  $J$ . The results show that  $\tilde{U}/\tilde{t} \sim 9\text{--}10$  for both PLCCO and Bi2212, and they confirm the strongly correlated nature of the effective one-band singlet state.

#### ACKNOWLEDGMENTS

The synchrotron radiation experiments were performed at BL17SU, SPring-8, Japan with the approval of RIKEN (Proposal No. 20140019); BL 2A and BL 28 Photon Factory, Japan (2014G177, 2012G075, 2012S2-001); BL9A HiSOR, Japan; BL 21A Taiwan Light Source, NSRRC, Taiwan. We thank H. Anzai, M. Arita, K. Ono, H. Suzuki, K. Koshiishi, and D. Ootsuki for valuable technical support. This work



was supported by JSPS KAKENHI (Grants No. JP19K03741, No. JP22K03535, and No. JP19H01841) and by the “Program for Promoting Researches on the Supercomputer Fugaku” (Basic Science for Emergence and Functionality in Quantum Matter, JPMXP1020200104) from MEXT. A.C. thanks the National Science and Technology Council (NSTC) of the Republic of China, Taiwan for financially supporting this research under Contract No. NSTC 111-2112-M-213-031. A.F. acknowledges the support from the Yushan Fellow Program under the Ministry of Education of Taiwan.

#### APPENDIX: XAS AND RES-PES OF PLCCO, $x = 0.0$

Figure 10 shows the O  $K$ -edge ( $1s$ - $2p$ ) XAS spectrum of PLCCO,  $x = 0.0$ , measured at  $T = 200$  K over the incident photon energy range of  $h\nu = 526$ – $535$  eV. It shows a small peak at  $\sim 528.7$  eV, a weak shoulder at  $\sim 530.5$  eV, and a broad structure at  $532$ – $535$  eV. The high-energy states above  $532$  eV are attributed to the La and Pr  $5d$  states hybridized with O  $2p$  states [71], while the  $528$ – $530$  eV states are due to Cu  $3d$ –O  $2p$  hybridized states. The peak at  $528.7$  eV is also quite similar to the lowest energy peak feature seen in the O  $K$ -edge XAS of electron-doped NCCO, which was analyzed as the unoccupied upper Hubbard band associated with Cu  $3d$  states hybridizing with O  $p_x, p_y$  states, while the shoulder at  $\sim 530.5$  eV is due  $p_z$  states [71]. Comparing the  $x = 0.0$  and  $0.1$  spectra as shown in Fig. 10, the small peak associated with the upper Hubbard band at  $528.7$  eV shows relatively lower intensity in  $x = 0.1$  compared to  $x = 0.0$ . This confirms the higher electron doping content in  $x = 0.1$  with respect to  $x = 0.0$ .

The O  $1s$ - $2p$  Res-PES spectra of PLCCO,  $x = 0.0$  shown in Fig. 11(a) are quite similar to that of  $x = 0.1$  shown in Fig. 2(a). There are small differences, e.g., the small  $\text{Ce}^{3+}$  peak at around  $2.5$  eV BE is missing in  $x = 0.0$  and the mainly  $\text{Pr}^{3+}$  occupied  $4f^2$  states at  $1.5$  eV BE are sharper with slightly higher intensity. The Res-PES spectra also show the two-hole Auger satellite feature at  $\sim 11$  eV BE, which shifts to higher BEs tracking the increase in  $h\nu$  [red dashed line in Fig. 11(a)]. The resonance behavior of the satellite was

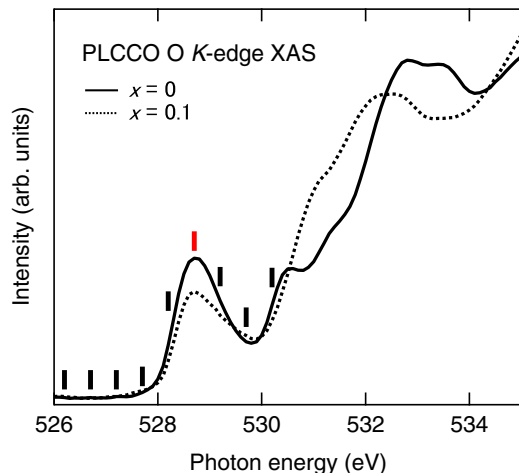


FIG. 10. Comparison of the O  $K$ -edge ( $1s$ - $2p$ ) x-ray absorption spectra of PLCCO,  $x = 0.0$  and  $0.1$ .

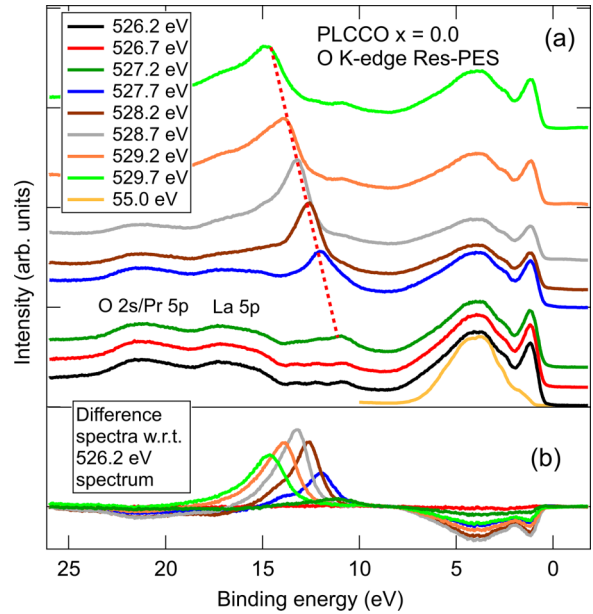


FIG. 11. (a) The Res-PES spectra across the O  $K$ -edge ( $1s$ - $2p$ ) of PLCCO,  $x = 0.0$ , measured at photon energies marked with vertical bars in Fig. 1. The spectra are normalized at  $8$  eV BE. The off-resonance valence-band spectrum measured with  $h\nu = 55$  eV for  $x = 0.1$  is also shown for comparison. (b) The difference spectra for higher energies obtained with respect to the  $h\nu = 526.2$  eV spectrum.

confirmed by plotting the difference spectra with respect to  $h\nu = 526.2$  eV, as shown in Fig. 11(b). The satellite starts getting enhanced at  $h\nu = 526.2$  eV, and its energy position and spectral shape are very similar to the satellite observed for  $x = 0.1$ , as shown in Fig. 3. For higher  $h\nu$ , the difference spectra show an increase of the satellite intensity and shift to higher BE, coupled with a suppression of the main valence-band states until  $h\nu = 528.7$  eV. This is followed by a suppression of the satellite coupled with a recovery of the main valence-band states at  $h\nu = 529.7$  eV. The La  $5p$  states are observed in Fig. 11(a) as weak features between  $\sim 15$  and  $18$  eV BE, while the Pr  $5p$  states occur between  $\sim 20$  and  $23$  eV and overlap with the O  $2s$  states at  $\sim 23$  eV. The valence-band spectrum measured with  $h\nu = 55.0$  eV for  $x = 0.1$  is also shown in Fig. 11(a). It shows that the broad O  $2p$  states spread over  $2.5$ – $7.5$  eV BE for  $x = 0.0$  with higher  $h\nu$  are quite similar to the O  $2p$  states for  $x = 0.1$ . It is noted that although we did not measure the low-energy  $h\nu = 16.5$  or  $55.0$  eV valence-band spectra to estimate  $U_p$  for  $x = 0.0$ , the BE shifts of the La  $3d$ , Pr  $3d$ , and O  $1s$  core-level peaks were measured by x-ray photoemission spectroscopy [68]. The results indicated a chemical potential shift of  $<0.3$  eV from  $x = 0.0$  to  $0.1$ . Since the O  $2p$  feature between  $2.5$  and  $7.5$  eV BE for  $x = 0.1$  matches closely with the O  $2p$  feature for the  $x = 0.0$  spectra measured with higher  $h\nu$ , it indicates that for  $x = 0.0$ , the shift in the O  $2p$  PDOS in the valence band is also  $<0.3$  eV. Accordingly, the change in  $U_p$  for  $x = 0.0$  is considered to be within the error bar ( $\pm 0.5$  eV) of the  $U_p$  estimated for  $x = 0.1$ .

- [1] J. G. Bednorz and K. A. Mueller, Possible high  $T_c$  superconductivity in the Ba-La-Cu-O system, *Z. Phys. B* **64**, 189 (1986).
- [2] J. Zaanen and O. Gunnarsson, Charged magnetic domain lines and the magnetism of high- $T_c$  oxides, *Phys. Rev. B* **40**, 7391(R) (1989).
- [3] K. Machida, Magnetism in  $\text{La}_2\text{CuO}_4$  based compounds, *Physica C* **158**, 192 (1989); M. Kato, K. Machida, H. Nakanishi, and M. Fujita, Soliton lattice modulation of incommensurate spin density wave in two dimensional Hubbard Model-A mean field study, *J. Phys. Soc. Jpn.* **59**, 1047 (1990).
- [4] S.-W. Cheong, G. Aeppli, T. E. Mason, H. Mook, S. M. Hayden, P. C. Canfield, Z. Fisk, K. N. Clausen, and J. L. Martinez, Incommensurate Magnetic Fluctuations in  $\text{La}_{2-x}\text{Sr}_x\text{CuO}_4$ , *Phys. Rev. Lett.* **67**, 1791 (1991).
- [5] J. M. Tranquada, B. J. Sternlieb, J. D. Axe, Y. Nakamura, and S. Uchida, Evidence for stripe correlations of spins and holes in copper oxide superconductors, *Nature (London)* **375**, 561 (1995).
- [6] M. I. Salkola, V. J. Emery, and S. A. Kivelson, Implications of Charge Ordering for Single-Particle Properties of High- $T_c$  Superconductors, *Phys. Rev. Lett.* **77**, 155 (1996).
- [7] T. Wu, H. Mayaffre, S. Kramer, M. Horvatic, C. Berthier, W. N. Hardy, R. Liang, D. A. Bonn, and M.-H. Julien, Magnetic-field-induced charge-stripe order in the high-temperature superconductor  $\text{YBa}_2\text{Cu}_3\text{O}_y$ , *Nature (London)* **477**, 191 (2011).
- [8] G. Ghiringhelli, M. Le Tacon, M. Minola, S. Blanco-Canosa, C. Mazzoli, N. B. Brookes, G. M. De Luca, A. Frano, D. G. Hawthorn, F. He, T. Loew, M. Moretti Sala, D. C. Peets, M. Salluzzo, E. Schierle, R. Sutarto, G. A. Sawatzky, E. Weschke, B. Keimer, and L. Braicovich, Long-range incommensurate charge fluctuations in  $(\text{Y, Nd})\text{Ba}_2\text{Cu}_3\text{O}_{6+x}$ , *Science* **337**, 821 (2012).
- [9] J. Chang, E. Blackburn, A. T. Holmes, N. B. Christensen, J. Larsen, J. Mesot, R. Liang, D. A. Bonn, W. N. Hardy, A. Watenphul, M. V. Zimmermann, E. M. Forgan, and S. M. Hayden, Direct observation of competition between superconductivity and charge density wave order in  $\text{YBa}_2\text{Cu}_3\text{O}_{6.67}$ , *Nat. Phys.* **8**, 871 (2012).
- [10] M. Le Tacon, A. Bosak, S. M. Souliou, G. Dellea, T. Loew, R. Heid, K.-P. Bohnen, G. Ghiringhelli, M. Krisch, and B. Keimer, Inelastic x-ray scattering in  $\text{YBa}_2\text{Cu}_3\text{O}_{6.6}$  reveals giant phonon anomalies and elastic central peak due to charge-density-wave formation, *Nat. Phys.* **10**, 52 (2014).
- [11] W. Tabis, Y. Li, M. Le Tacon, L. Braicovich, A. Kreyssig, M. Minola, G. Dellea, E. Weschke, M. J. Veit, M. Ramazanoglu, A. I. Goldman, T. Schmitt, G. Ghiringhelli, N. Barisic, M. K. Chan, C. J. Dorow, G. Yu, X. Zhao, B. Keimer, and M. Greven, Charge order and its connection with Fermi-liquid charge transport in a pristine high- $T_c$  cuprate, *Nat. Commun.* **5**, 5875 (2014).
- [12] S. Gerber, H. Jang, H. Nojiri, S. Matsuzawa, H. Yasumura, D. A. Bonn, R. Liang, W. N. Hardy, Z. Islam, A. Mehta, S. Song, M. Sikorski, D. Stefanescu, Y. Feng, S. A. Kivelson, T. P. Devereaux, Z.-X. Shen, C.-C. Kao, W.-S. Lee, D. Zhu, and J. S. Lee, Three-dimensional charge density wave order in  $\text{YBa}_2\text{Cu}_3\text{O}_{6.67}$  at high magnetic fields, *Science* **350**, 949 (2015).
- [13] Z.-X. Shen, D. S. Dessau, B. O. Wells, D. M. King, W. E. Spicer, A. J. Arko, D. Marshall, L. W. Lombardo, A. Kapitulnik, P. Dickinson, S. Doniach, J. DiCarlo, T. Loeser, and C. H. Park, Anomalous Large Gap Anisotropy in the  $a$ - $b$  Plane of  $\text{Bi}_2\text{Sr}_2\text{CaCu}_2\text{O}_{8+\delta}$ , *Phys. Rev. Lett.* **70**, 1553 (1993).
- [14] T. Sato, T. Kamiyama, T. Takahashi, K. Kurahashi, and K. Yamada, Observation of  $d_{x^2-y^2}$ -like superconducting gap in an electron-doped high-temperature superconductor *Science* **291**, 1517 (2001).
- [15] M.-H. Julien, P. Carretta, M. Horvatic, C. Berthier, Y. Berthier, P. Segransan, A. Carrington, and D. Colson, Spin Gap in  $\text{HgBa}_2\text{Ca}_2\text{Cu}_3\text{O}_{8+\delta}$  Single Crystals from  $^{63}\text{Cu}$  NMR, *Phys. Rev. Lett.* **76**, 4238 (1996).
- [16] W. S. Lee, J. J. Lee, E. A. Nowadnick, S. Gerber, W. Tabis, S. W. Huang, V. N. Strocov, E. M. Motoyama, G. Yu, B. Moritz, H. Y. Huang, R. P. Wang, Y. B. Huang, W. B. Wu, C. T. Chen, D. J. Huang, M. Greven, T. Schmitt, Z. X. Shen, and T. P. Devereaux, Asymmetry of collective excitations in electron- and hole-doped cuprate superconductors, *Nat. Phys.* **10**, 883 (2014).
- [17] M. K. Chan, C. J. Dorow, L. Mangin-Thro, Y. Tang, Y. Ge, M. J. Veit, G. Yu, X. Zhao, A. D. Christianson, J. T. Park, Y. Sidis, P. Steffens, D. L. Abernathy, P. Bourges, and M. Greven, Commensurate antiferromagnetic excitations as a signature of the pseudogap in the tetragonal high- $T_c$  cuprate  $\text{HgBa}_2\text{CuO}_{4+\delta}$ , *Nat. Commun.* **7**, 10819 (2016).
- [18] A. Lanzara, P. V. Bogdanov, X. J. Zhou, S. A. Kellar, D. L. Feng, E. D. Lu, T. Yoshida, H. Eisaki, A. Fujimori, K. Kishio, J.-I. Shimoyama, T. Noda, S. Uchida, Z. Hussain, and Z.-X. Shen, Evidence for ubiquitous strong electron-phonon coupling in high-temperature superconductors, *Nature (London)* **412**, 510 (2001).
- [19] D. S. Marshall, D. S. Dessau, A. G. Loeser, C.-H. Park, A. Y. Matsuura, J. N. Eckstein, I. Bozovic, P. Fournier, A. Kapitulnik, W. E. Spicer, and Z.-X. Shen, Unconventional Electronic Structure Evolution with Hole Doping in  $\text{Bi}_2\text{Sr}_2\text{CaCu}_2\text{O}_{8+\delta}$ : Angle-Resolved Photoemission Results, *Phys. Rev. Lett.* **76**, 4841 (1996).
- [20] H. Ding, T. Yokoya, J. C. Campuzano, T. Takahashi, M. Randeria, M. R. Norman, T. Mochiku, K. Kadowaki, and J. Giapintzakis, Spectroscopic evidence for a pseudogap in the normal state of underdoped high- $T_c$  superconductors, *Nature (London)* **382**, 51 (1996).
- [21] T. Valla, A. V. Fedorov, P. D. Johnson, B. O. Wells, S. L. Hulbert, Q. Li, G. D. Gu, and N. Koshizuka, Evidence for quantum critical behavior in the optimally doped cuprate  $\text{Bi}_2\text{Sr}_2\text{CaCu}_2\text{O}_{8+\delta}$ , *Science* **285**, 2110 (1999).
- [22] I. Hetel, T. R. Lemberger, and M. Randeria, Quantum critical behaviour in the superfluid density of strongly underdoped ultrathin copper oxide films, *Nat. Phys.* **3**, 700 (2007).
- [23] K. B. Efetov, H. Meier, and C. Pépin, Pseudogap state near a quantum critical point, *Nat. Phys.* **9**, 442 (2013).
- [24] Th. Jacobs, Y. Simsek, Y. Koval, P. Muller, and V. M. Krasnov, Sequence of Quantum Phase Transitions in  $\text{Bi}_2\text{Sr}_2\text{CaCu}_2\text{O}_{8+\delta}$  Cuprates Revealed by *In Situ* Electrical Doping of One and the Same Sample, *Phys. Rev. Lett.* **116**, 067001 (2016)
- [25] S. Badoux, W. Tabis, F. Laliberte, G. Grissonnanche, B. Vignolle, D. Vignolles, J. Beard, D. A. Bonn, W. N. Hardy, R. Liang, N. Doiron-Leyraud, L. Taillefer, and C. Proust, Change

- of carrier density at the pseudogap critical point of a cuprate superconductor, *Nature (London)* **531**, 210 (2016).
- [26] B. Keimer, S. A. Kivelson, M. R. Norman, S. Uchida, and J. Zaanen, From quantum matter to high-temperature superconductivity in copper oxides, *Nature (London)* **518**, 179 (2015).
- [27] P. W. Anderson, 50 years of the Mott phenomenon: Insulators, magnets, solids and superconductors as aspects of strong repulsion theory, in *Frontiers and Borderlines in Many-Particle Physics, Proceedings of the International School of Physics Enrico Fermi Course CIV*, edited by R. A. Broglia and J. R. Schrieffer (North-Holland, Amsterdam, 1988), pp. 1–40.
- [28] F. C. Zhang and T. M. Rice, Effective Hamiltonian for the superconducting Cu oxides, *Phys. Rev. B* **37**, 3759 (1988).
- [29] G. Baskaran, Z. Zou, and P. W. Anderson, The resonating valence bond state and high- $T_c$  superconductivity — A mean field theory, *Solid State Commun.* **63**, 973 (1987).
- [30] C. M. Varma, S. Schmitt-Rink, and E. Abrahams, Charge transfer excitations and superconductivity in “ionic” metals, *Solid State Commun.* **62**, 681 (1987).
- [31] V. J. Emery, Theory of High- $T_c$  Superconductivity in Oxides, *Phys. Rev. Lett.* **58**, 2794 (1987).
- [32] J. Spałek, Effect of pair hopping and magnitude of intratomic interaction on exchange-mediated superconductivity, *Phys. Rev. B* **37**, 533 (1988); J. Jedrak and J. Spałek, Renormalized mean-field t-J model of high- $T_c$  superconductivity: Comparison to experiment, *ibid.* **83**, 104512 (2011).
- [33] J. Schmalian, D. Pines, and B. Stojkovic, Weak pseudogap behavior in the underdoped cuprate superconductor, *J. Phys. Chem. Solids* **59**, 1764 (1998).
- [34] C. M. Varma, P. B. Littlewood, S. Schmitt-Rink, E. Abrahams, and A. E. Ruckenstein, Phenomenology of the Normal State of Cu-O High-Temperature Superconductors, *Phys. Rev. Lett.* **63**, 1996 (1989).
- [35] D. F. Agterberg, J. C. Seamus Davis, S. D. Edkins, E. Fradkin, D. J. Van Harlingen, S. A. Kivelson, P. A. Lee, L. Radzihovsky, J. M. Tranquada, and Y. Wang, The Physics of pair density waves, *Annu. Rev. Condens. Matter Phys.* **11**, 231 (2020).
- [36] A. R. Bishop, R. M. Martin, K. A. Muller, and Z. Tesanovic, Superconductivity in oxides: Toward a unified picture, *Z. Phys. B* **76**, 17 (1989).
- [37] M. R. Norman and C. Pépin, The electronic nature of high temperature cuprate superconductors, *Rep. Prog. Phys.* **66**, 1547 (2003).
- [38] A. Damascelli, Z. Hussain, and Z.-X. Shen, Angle-resolved photoemission studies of the cuprate superconductors, *Rev. Mod. Phys.* **75**, 473 (2003).
- [39] P. A. Lee, N. Nagaosa, and X.-G. Wen, Doping a Mott insulator: Physics of high-temperature superconductivity, *Rev. Mod. Phys.* **78**, 17 (2006).
- [40] H. Das and T. Saha-Dasgupta, Electronic structure of  $\text{La}_2\text{CuO}_4$  in the T and T' crystal structures using dynamical mean field theory, *Phys. Rev. B* **79**, 134522 (2009).
- [41] C. Weber, K. Haule, and G. Kotliar, Strength of correlations in electron- and hole-doped cuprates, *Nat. Phys.* **6**, 574 (2010); C. Weber, Apical oxygens and correlation strength in electron- and hole-doped copper oxides, *Phys. Rev. B* **82**, 125107 (2010).
- [42] P. Werner, R. Sakuma, F. Nilsson, and F. Aryasetiawan, Dynamical screening in  $\text{La}_2\text{CuO}_4$ , *Phys. Rev. B* **91**, 125142 (2015).
- [43] M. Cini, Density of states of two interacting holes in a solid, *Solid State Commun.* **20**, 605 (1976); Two hole resonances in the XVV Auger spectra of solids, **24**, 681 (1977); Comment on quasiatomic Auger spectra in narrow-band metals, *Phys. Rev. B* **17**, 2788 (1978).
- [44] G. A. Sawatzky, Quasiatomic Auger Spectra in Narrow-Band Metals, *Phys. Rev. Lett.* **39**, 504 (1977).
- [45] D. van der Marel, J. van Elp, G. A. Sawatzky, and D. Heitmann, X-ray photoemission, bremsstrahlung isochromat, Auger-electron, and optical spectroscopy studies of Y-Ba-Cu-O thin films, *Phys. Rev. B* **37**, 5136 (1988).
- [46] A. Balzarotti, M. De Crescenzi, N. Motta, F. Patella, and A. Sgarlata, Valence charge fluctuations in  $\text{YBa}_2\text{Cu}_3\text{O}_{7-\delta}$  from core-level spectroscopies, *Phys. Rev. B* **38**, 6461 (1988).
- [47] L. H. Tjeng, C. T. Chen, and S.-W. Cheong, Comparative soft-x-ray resonant-photoemission study on  $\text{Bi}_2\text{Sr}_2\text{CaCu}_2\text{O}_8$ ,  $\text{CuO}$ , and  $\text{Cu}_2\text{O}$ , *Phys. Rev. B* **45**, 8205 (1992).
- [48] R. Bar-Deroma, J. Felsteiner, R. Brener, J. Ashkenazi, and D. van der Marel, Auger spectra and band structure of  $\text{La}_{1.85}\text{Sr}_{0.15}\text{CuO}_4$  and  $\text{La}_{1.85}\text{Ba}_{0.15}\text{CuO}_4$ , *Phys. Rev. B* **45**, 2361 (1992).
- [49] A. Fujimori, E. Takayama-Muromachi, Y. Uchida, and B. Okai, Spectroscopic evidence for strongly correlated electronic states in La-Sr-Cu and Y-Ba-Cu oxides, *Phys. Rev. B* **35**, 8814(R) (1987).
- [50] Z.-X. Shen, J. W. Allen, J. J. Yeh, J.-S. Kang, W. Ellis, W. Spicer, I. Lindau, M. B. Maple, Y. D. Dalichaouch, M. S. Torikachvili, J. Z. Sun, and T. H. Geballe, Anderson Hamiltonian description of the experimental electronic structure and magnetic interactions of copper oxide superconductors, *Phys. Rev. B* **36**, 8414 (1987).
- [51] Y. Ishida, R. Eguchi, M. Matsunami, K. Horiba, M. Taguchi, A. Chainani, Y. Senba, H. Ohashi, H. Ohta, and S. Shin, Coherent and Incoherent Excitations of Electron-Doped  $\text{SrTiO}_3$ , *Phys. Rev. Lett.* **100**, 056401 (2008).
- [52] G. A. Sawatzky and D. Post, X-ray photoelectron and Auger spectroscopy study of some vanadium oxides, *Phys. Rev. B* **20**, 1546 (1979).
- [53] J.-H. Park, Electron spectroscopic study of 3d transition metal oxides and metal-insulator transitions, Ph.D. thesis, University of Michigan, 1994.
- [54] A. Chainani, M. Mathew, and D. D. Sarma, Electron-spectroscopy study of the semiconductor-metal transition in  $\text{La}_{1-x}\text{Sr}_x\text{CoO}_3$ , *Phys. Rev. B* **46**, 9976 (1992); A. Chainani, Electron spectroscopic investigation of the semiconductor-metal transition in  $\text{La}_{1-x}\text{Sr}_x\text{MnO}_3$ , *ibid.* **47**, 15397 (1993); A. Chainani, M. Mathew, and D. D. Sarma, Electronic structure of  $\text{La}_{1-x}\text{Sr}_x\text{FeO}_3$ , *ibid.* **48**, 14818 (1993); A study of electronic structure and semiconductor-metal transitions in perovskite oxides, Ph.D. thesis, Indian Institute of Science, 1993.
- [55] D. D. Sarma and A. Chainani, Electronic structure of perovskite oxides,  $\text{LaMO}_3$  ( $M = \text{Ti-Ni}$ ), from high-energy electron spectroscopic investigations, *J. Solid State Chem.* **111**, 208 (1994).
- [56] J. Ghijsen, L. H. Tjeng, J. van Elp, H. Eskes, J. Westerink, G. A. Sawatzky, and M. T. Czyzyk, Electronic structure of  $\text{Cu}_2\text{O}$  and  $\text{CuO}$ , *Phys. Rev. B* **38**, 11322 (1988).

- [57] S. Johnston, A. Mukherjee, I. Elfimov, M. Berciu, and G. A. Sawatzky, Charge Disproportionation without Charge Transfer in the Rare-Earth-Element Nickelates as a Possible Mechanism for the Metal-Insulator Transition, *Phys. Rev. Lett.* **112**, 106404 (2014).
- [58] K. Sheshadri, D. Malterre, A. Fujimori, and A. Chainani, Connecting the one-band and three-band Hubbard models of cuprates via spectroscopy and scattering experiments, *Phys. Rev. B* **107**, 085125 (2023).
- [59] M. Hirayama, Y. Yamaji, T. Misawa, and M. Imada, *Ab initio* effective Hamiltonians for cuprate superconductors, *Phys. Rev. B* **98**, 134501 (2018).
- [60] H. Eisaki, H. Takagi, S. Uchida, H. Matsubara, S. Suga, M. Nakamura, K. Yamaguchi, A. Misu, H. Namatame, and A. Fujimori, Electronic structure of Bi-based copper oxide superconductors: A comparative photoemission study of  $\text{Bi}_2\text{Sr}_2\text{CaCu}_2\text{O}_8$ ,  $\text{Bi}_2\text{Sr}_2\text{CuO}_6$ , and  $\text{Bi}_2\text{Sr}_2\text{CoO}_{6+\delta}$ , *Phys. Rev. B* **41**, 7188 (1990).
- [61] A. Bianconi, S. Della Longa, C. Li, M. Pompa, A. Congiu-Castellano, D. Udron, A. M. Flank, and P. Lagarde, Linearly polarized Cu  $L_3$ -edge x-ray-absorption near-edge structure of  $\text{Bi}_2\text{Sr}_2\text{CaCu}_2\text{O}_8$ , *Phys. Rev. B* **44**, 10126 (1991).
- [62] N. Nücker, E. Pellegrin, P. Schweiss, J. Fink, S. L. Molodtsov, C. T. Simmons, G. Kaindl, W. Frentrup, A. Erb, and G. Muller-Vogt, Site-specific and doping-dependent electronic structure of  $\text{YBa}_2\text{Cu}_3\text{O}_x$  probed by O  $1s$  and Cu  $2p$  x-ray-absorption spectroscopy, *Phys. Rev. B* **51**, 8529 (1995).
- [63] N. B. Brookes, G. Ghiringhelli, O. Tjernberg, L. H. Tjeng, T. Mizokawa, T. W. Li, and A. A. Menovsky, Detection of Zhang-Rice Singlets Using Spin-Polarized Photoemission, *Phys. Rev. Lett.* **87**, 237003 (2001).
- [64] M. Taguchi, A. Chainani, N. Kamakura, K. Horiba, Y. Takata, M. Yabashi, K. Tamasaku, Y. Nishino, D. Miwa, T. Ishikawa, S. Shin, E. Ikenaga, T. Yokoya, K. Kobayashi, T. Mochiku, K. Hirata, and K. Motoya, Bulk screening in core-level photoemission from Mott-Hubbard and charge-transfer systems, *Phys. Rev. B* **71**, 155102 (2005).
- [65] T. Adachi, Y. Mori, A. Takahashi, M. Kato, T. Nishizaki, T. Sasaki, N. Kobayashi, and Y. Koike, Evolution of the electronic state through the reduction annealing in electron-doped  $\text{Pr}_{1.3-x}\text{La}_{0.7}\text{Ce}_x\text{CuO}_{4+\delta}$  ( $x = 0.10$ ) single crystals: Antiferromagnetism, Kondo Effect, and Superconductivity, *J. Phys. Soc. Jpn.* **82**, 063713 (2013).
- [66] M. Horio, T. Adachi, Y. Mori, A. Takahashi, T. Yoshida, H. Suzuki, L. C. C. Ambolode, K. Okazaki, K. Ono, H. Kumigashira, H. Anzai, M. Arita, H. Namatame, M. Taniguchi, D. Ootsuki, K. Sawada, M. Takahashi, T. Mizokawa, Y. Koike, and A. Fujimori, Suppression of the antiferromagnetic pseudogap in the electron-doped high-temperature superconductor by protect annealing, *Nat. Commun.* **7**, 10567 (2016).
- [67] M. Horio, K. Koshiishi, S. Nakata, K. Hagiwara, Y. Ota, K. Okazaki, S. Shin, S. Ideta, K. Tanaka, A. Takahashi, T. Ohgi, T. Adachi, Y. Koike, and A. Fujimori,  $d$ -wave superconducting gap observed in protect-annealed electron-doped cuprate superconductors  $\text{Pr}_{1.3-x}\text{La}_{0.7}\text{Ce}_x\text{CuO}_4$ , *Phys. Rev. B* **100**, 054517 (2019).
- [68] M. Horio, Photoemission studies of new electron-doped cuprate high-temperature superconductors, Ph.D. Thesis, University of Tokyo, 2017.
- [69] C. Lin, T. Adachi, M. Horio, T. Ohgi, M. A. Baqiya, T. Kawamata, H. Sato, T. Sumura, K. Koshiishi, S. Nakata, G. Shibata, K. Hagiwara, M. Suzuki, K. Ono, K. Horiba, H. Kumigashira, S. Ideta, K. Tanaka, Y. Koike, and A. Fujimori, Extended superconducting dome revealed by angle-resolved photoemission spectroscopy of electron-doped cuprates prepared by the protect annealing method, *Phys. Rev. Res.* **3**, 013180 (2021).
- [70] T. W. Li, P. H. Kes, N. T. Hien, J. J. M. Franse, and A. A. Menovsky, Growth of  $\text{Bi}_2\text{Sr}_2\text{CaCu}_2\text{O}_{8+x}$  single crystals at different oxygen ambient pressures, *J. Cryst. Growth* **135**, 481 (1994).
- [71] E. Pellegrin, N. Nücker, J. Fink, S. L. Molodtsov, A. Gutierrez, E. Navas, O. Strebel, Z. Hu, M. Domke, G. Kaindl, S. Uchida, Y. Nakamura, J. Markl, M. Klauda, G. Saemann-Ischenko, A. Krol, J. L. Peng, Z. Y. Li, and R. L. Greene, Orbital character of states at the Fermi level in  $\text{La}_{2-x}\text{Sr}_x\text{CuO}_4$  and  $\text{R}_{2-x}\text{Ce}_x\text{CuO}_4$  ( $\text{R} = \text{Nd}, \text{Sm}$ ), *Phys. Rev. B* **47**, 3354 (1993).
- [72] F. J. Himpsel, G. V. Chandrashekar, A. B. McLean, and M. W. Shafer, Orientation of the O  $2p$  holes in  $\text{Bi}_2\text{Sr}_2\text{CaCu}_2\text{O}_8$ , *Phys. Rev. B* **38**, 11946 (1988).
- [73] N. Nücker, H. Romberg, X. X. Xi, J. Fink, B. Gegenheimer, and Z. X. Zhao, Symmetry of holes in high- $T_c$  superconductors, *Phys. Rev. B* **39**, 6619 (1989).
- [74] C. T. Chen, F. Sette, Y. Ma, M. S. Hybertsen, E. B. Stechel, W. M. C. Foulkes, M. Schluter, S-W. Cheong, A. S. Cooper, L. W. Rupp, Jr., B. Batlogg, Y. L. Soo, Z. H. Ming, A. Krol, and Y. H. Kao, Electronic States in  $\text{La}_{2-x}\text{Sr}_x\text{CuO}_{4+\delta}$  Probed by Soft X-Ray Absorption, *Phys. Rev. Lett.* **66**, 104 (1991).
- [75] A. Chainani, M. Sicot, Y. Fagot-Revurat, G. Vasseur, J. Granet, B. Kierren, L. Moreau, M. Oura, A. Yamamoto, Y. Tokura, and D. Malterre, Evidence for Weakly Correlated Oxygen Holes in the Highest- $T_c$  Cuprate Superconductor  $\text{HgBa}_2\text{Ca}_2\text{Cu}_3\text{O}_{8+\delta}$ , *Phys. Rev. Lett.* **119**, 057001 (2017).
- [76] A. Yamamoto, N. Takeshita, C. Terakura, and Y. Tokura, High pressure effects revisited for the cuprate superconductor family with highest critical temperature, *Nat. Commun.* **6**, 8990 (2015).
- [77] D. K. G. de Boer, C. Haas, and G. A. Sawatzky, Auger spectra of compounds of Sc, Ti and Cr, *J. Phys. F* **14**, 2769 (1984).
- [78] S. Johnston, F. Vernay, and T. P. Devereaux, Impact of an oxygen dopant in  $\text{Bi}_2\text{Sr}_2\text{CaCu}_2\text{O}_{8+\delta}$ , *Europhys. Lett.* **86**, 37007 (2009).
- [79] M. A. van Veenendaal, G. A. Sawatzky, and W. A. Groen, Electronic structure of  $\text{Bi}_2\text{Sr}_2\text{Ca}_{1-x}\text{Y}_x\text{CuO}_{8+\delta}$ . Cu  $2p$  x-ray-photoelectron spectra and occupied and unoccupied low-energy states, *Phys. Rev. B* **49**, 1407 (1994).
- [80] K. Okada, Electronic structure of  $\text{Nd}_{2-x}\text{Ce}_x\text{CuO}_4$  and  $\text{La}_{2-x}\text{Sr}_x\text{CuO}_4$  deduced from Cu  $2p$  photoemission and photoabsorption, *J. Phys. Soc. Jpn.* **78**, 034725 (2009).
- [81] E. Koch, in *The Physics of Correlated Insulators, Metals, and Superconductors Modeling and Simulation*, edited by E. Pavarini, E. Koch, R. Scalettar, and R. Martin (Forschungszentrum Julich, Julich, 2017), Vol. 7.
- [82] J. Zaanen and G. A. Sawatzky, The electronic structure and superexchange interactions in transition-metal compounds, *Can. J. Phys.* **65**, 1262 (1987).
- [83] H. Eskes and J. H. Jefferson, Superexchange in the cuprates, *Phys. Rev. B* **48**, 9788 (1993).

- [84] D. I. Khomskii, *Basic Aspects of the Quantum Theory of Solids* (Cambridge University Press, Cambridge, 2010), Sec. 12.10.
- [85] M. Jiang, M. Berciu, and G. A. Sawatzky, Critical Nature of the Ni Spin State in Doped NdNiO<sub>2</sub>, *Phys. Rev. Lett.* **124**, 207004 (2020).
- [86] P. Bourges, H. Casalta, A. S. Ivanov, and D. Petitgrand, Superexchange Coupling and Spin Susceptibility Spectral Weight in Undoped Monolayer Cuprates, *Phys. Rev. Lett.* **79**, 4906 (1997).
- [87] L. Wang, G. He, Z. Yang, M. Garcia-Fernandez, K. Zhou, M. Minola, M. Le Tacon, B. Keimer, A. Nag, Y. Y. Peng, and Y. Li, Paramagnons and high-temperature superconductivity in a model family of cuprates, *Nat. Commun.* **13**, 3163 (2022).
- [88] S. Sugai, H. Suzuki, Y. Takayanagi, T. Hosokawa, and N. Hayamizu, Carrier-density-dependent momentum shift of the coherent peak and the LO phonon mode in *p*-type high-*T<sub>c</sub>* superconductors, *Phys. Rev. B* **68**, 184504 (2003).
- [89] I. K. Drozdov, I. Pletikoscic, C.-K. Kim, K. Fujita, G. D. Gu, J. C. Seamus Davis, P. D. Johnson, I. Bozovic, and T. Valla, Phase diagram of Bi<sub>2</sub>Sr<sub>2</sub>CaCu<sub>2</sub>O<sub>8+δ</sub> revisited, *Nat. Commun.* **9**, 5210 (2018).
- [90] R. Coldea, S. M. Hayden, G. Aeppli, T. G. Perring, C. D. Frost, T. E. Mason, S.-W. Cheong, and Z. Fisk, Spin Waves and Electronic Interactions in La<sub>2</sub>CuO<sub>4</sub>, *Phys. Rev. Lett.* **86**, 5377 (2001).
- [91] P. W. Leung, B. O. Wells, and R. J. Gooding, Comparison of 32-site exact-diagonalization results and ARPES spectral functions for the antiferromagnetic insulator Sr<sub>2</sub>CuO<sub>2</sub>Cl<sub>2</sub>, *Phys. Rev. B* **56**, 6320 (1997).
- [92] C. Kim, P. J. White, Z.-X. Shen, T. Tohyama, Y. Shibata, S. Maekawa, B. O. Wells, Y. J. Kim, R. J. Birgeneau, and M. A. Kastner, Systematics of the Photoemission Spectral Function of Cuprates: Insulators and Hole- and Electron-Doped Superconductors, *Phys. Rev. Lett.* **80**, 4245 (1998).
- [93] A. C. Walters, T. G. Perring, J.-S. Caux, A. T. Savici, G. D. Gu, C.-C. Lee, W. Ku, and I. A. Zaliznyak, Effect of covalent bonding on magnetism and the missing neutron intensity in copper oxide compounds, *Nat. Phys.* **5**, 867 (2009).
- [94] S. M. Hayden, G. Aeppli, T. G. Perring, H. A. Mook, and F. Dogan, High-frequency spin waves in YBa<sub>2</sub>Cu<sub>3</sub>O<sub>6.15</sub>, *Phys. Rev. B* **54**, R6905 (1996).
- [95] M. P. M. Dean, A. J. A. James, R. S. Springell, X. Liu, C. Monney, K. J. Zhou, R. M. Konik, J. S. Wen, Z. J. Xu, G. D. Gu, V. N. Strocov, T. Schmitt, and J. P. Hill, High-energy Magnetic Excitations in the Cuprate Superconductor Bi<sub>2</sub>Sr<sub>2</sub>CaCu<sub>2</sub>O<sub>8+δ</sub>: Towards a Unified Description of its Electronic and Magnetic Degrees of Freedom, *Phys. Rev. Lett.* **110**, 147001 (2013).
- [96] Y. Y. Peng, M. Hashimoto, M. Moretti Sala, A. Amorese, N. B. Brookes, G. Dellea, W.-S. Lee, M. Minola, T. Schmitt, Y. Yoshida, K.-J. Zhou, H. Eisaki, T. P. Devereaux, Z.-X. Shen, L. Braicovich, and G. Ghiringhelli, Magnetic excitations and phonons simultaneously studied by resonant inelastic x-ray scattering in optimally doped Bi<sub>1.5</sub>Pb<sub>0.55</sub>Sr<sub>1.6</sub>La<sub>0.4</sub>CuO<sub>6+δ</sub>, *Phys. Rev. B* **92**, 064517 (2015).
- [97] Y. Y. Peng, E. W. Huang, R. Fumagalli, M. Minola, Y. Wang, X. Sun, Y. Ding, K. Kummer, X. J. Zhou, N. B. Brookes, B. Moritz, L. Braicovich, T. P. Devereaux, and G. Ghiringhelli, Dispersion, damping, and intensity of spin excitations in the monolayer (Bi, Pb)<sub>2</sub>(Sr, La)<sub>2</sub>CuO<sub>6+δ</sub> cuprate superconductor family, *Phys. Rev. B* **98**, 144507 (2018).
- [98] O. J. Lipscombe, S. M. Hayden, B. Vignolle, D. F. McMorrow, and T. G. Perring, Persistence of High-frequency Spin Fluctuations in Overdoped Superconducting La<sub>2-x</sub>Sr<sub>x</sub>CuO<sub>4</sub> (*x* = 0.22), *Phys. Rev. Lett.* **99**, 067002 (2007).
- [99] L. Braicovich, J. van den Brink, V. Bisogni, M. Moretti Sala, L. J. P. Ament, N. B. Brookes, G. M. De Luca, M. Salluzzo, T. Schmitt, V. N. Strocov, and G. Ghiringhelli, Magnetic Excitations and Phase Separation in the Underdoped La<sub>2-x</sub>Sr<sub>x</sub>CuO<sub>4</sub> Superconductor Measured by Resonant Inelastic X-ray Scattering, *Phys. Rev. Lett.* **104**, 077002 (2010).
- [100] M. P. M. Dean, R. S. Springell, C. Monney, K. J. Zhou, J. Pereira, I. Bozovic, B. Dalla Piazza, H. M. Ronnow, E. Morenzoni, J. van den Brink, T. Schmitt, and J. P. Hill, Spin excitations in a single La<sub>2</sub>CuO<sub>4</sub> layer, *Nat. Mater.* **11**, 850 (2012).
- [101] G. Levy, M. Yaari, T. Z. Regier, and A. Keren, Experimental determination of superexchange energy from two-hole spectra, [arXiv:2107.09181v1](https://arxiv.org/abs/2107.09181v1) [cond-mat.supr-con] (2021).
- [102] M. E. Simon, M. Balina, and A. A. Aligia, Effective one-band hamiltonian for cuprate superconductor metal-insulator transition, *Physica C* **206**, 297 (1993).
- [103] M. E. Simon and A. A. Aligia, Brinkman-Rice transition in layered perovskites, *Phys. Rev. B* **48**, 7471 (1993).