



**HAL**  
open science

# Joint optimization of distortion and cut location for mesh parameterization using an Ambrosio-Tortorelli functional

Colin Weill-Duflos, David Coeurjolly, Fernando de Goes, Jacques-Olivier Lachaud

## ► To cite this version:

Colin Weill-Duflos, David Coeurjolly, Fernando de Goes, Jacques-Olivier Lachaud. Joint optimization of distortion and cut location for mesh parameterization using an Ambrosio-Tortorelli functional. Computer Aided Geometric Design, 2023, Proceedings of GMP 2023. hal-04140452

**HAL Id: hal-04140452**

**<https://hal.science/hal-04140452>**

Submitted on 25 Jun 2023

**HAL** is a multi-disciplinary open access archive for the deposit and dissemination of scientific research documents, whether they are published or not. The documents may come from teaching and research institutions in France or abroad, or from public or private research centers.

L'archive ouverte pluridisciplinaire **HAL**, est destinée au dépôt et à la diffusion de documents scientifiques de niveau recherche, publiés ou non, émanant des établissements d'enseignement et de recherche français ou étrangers, des laboratoires publics ou privés.



Distributed under a Creative Commons Attribution 4.0 International License

# Joint optimization of distortion and cut location for mesh parameterization using an Ambrosio-Tortorelli functional

Colin Weill-Duflos<sup>a</sup>, David Coeurjolly<sup>b</sup>, Fernando de Goes<sup>c</sup>, Jacques-Olivier Lachaud<sup>a</sup>

<sup>a</sup>*Univ. Grenoble Alpes, Univ. Savoie Mont Blanc, CNRS, LAMA, 73000 Chambéry, France*

<sup>b</sup>*Univ Lyon, CNRS, INSA Lyon, UCBL, LIRIS, UMR5205, Villeurbanne, France*

<sup>c</sup>*Pixar Animation Studios USA*

---

## Abstract

UV mapping is a classical problem in computer graphics aiming at computing a planar parameterization of the input mesh with the lowest possible distortion while minimizing the seams length. Recent works propose optimization methods for solving these two joint problems at the same time with variational models, but they tend to be slower than other cutting methods. We present a new variational approach for this problem inspired by the Ambrosio-Tortorelli functional, which is easier to optimize than already existing methods. This functional has widely been used in image and geometry processing for anisotropic denoising and segmentation applications. The key feature of this functional is to model both regions where smoothing is applied, and the loci of discontinuities corresponding to the cuts. Our approach relies on this principle to model both the low distortion objective of the UV map, and the minimization of the seams length (sequences of mesh edges). Our method significantly reduces the distortion in a faster way than state-of-the-art methods, with comparable seam quality. We also demonstrate the versatility of the approach when external constraints on the parameterization is provided (packing constraints, seam visibility).

*Keywords:* Mesh parameterization, UV mapping, Variational model, Ambrosio-Tortorelli functional, Joint distortion and cut

---

## 1. Introduction

Computing a UV map for a mesh is a classical problem in computer graphics. UV maps have many applications, the most direct being texture atlas creation for a 3D model. Given an input three-dimensional discrete surface, the task addressed in this paper is to define a low distortion mapping of the mesh geometry to the plane while minimizing the cut length. Such cuts, or seams, may be required for topological considerations (for shapes that are not homeomorphic to a disk), or may help to better minimize the UV distortion (different cuts may lead to different local minima of the distortion energy). The problem of finding cuts and the problem of computing the parameterization are often addressed separately: cutting can be considered as a topological discrete problem, while optimizing the distortion is a geometrical problem usually solved with variational approaches.

Our method aims at simultaneously optimizing those two problems using a variational model, so that instead of predicting the distortion, the cut can adapt itself to the distortion during the process. There already exist works exploring this direction: [Poranne et al. \(2017\)](#) have proposed a variational method based on a per edge cut energy, [Li et al. \(2018\)](#) have presented several edge merging/cutting operations and have used them during the optimization process to reduce a given functional.

Our contribution consists of employing a dedicated variant of Ambrosio-Tortorelli functional to achieve this joint optimization. This functional measures the smoothness of a function while allowing discontinuities:

---

*Email addresses:* [colin.weill-duflos@univ-smb.fr](mailto:colin.weill-duflos@univ-smb.fr) (Colin Weill-Duflos), [david.coeurjolly@cnrs.fr](mailto:david.coeurjolly@cnrs.fr) (David Coeurjolly), [fernando@pixar.com](mailto:fernando@pixar.com) (Fernando de Goes), [jacques-olivier.lachaud@univ-smb.fr](mailto:jacques-olivier.lachaud@univ-smb.fr) (Jacques-Olivier Lachaud)

18 in our context, the function will be the parameterization itself (with a parallel between smoothness and  
19 distortion) and the discontinuities will correspond to the locations of cuts. Minimizing this functional gives  
20 us a simple framework to simultaneously optimize the distortion and find the cuts faster than previous  
21 simultaneous optimization methods.

## 22 2. Related Works

23 *Distortion minimization.* Given a mesh homeomorphic to a disk (to avoid any topological issues), there are  
24 several ways of defining a "good" parameterization depending on the distortion metric that is considered.  
25 The survey by Sheffer et al. (2006) has described a few of these methods. Some works focus on finding  
26 conformal parameterization (Lévy et al., 2002), while other focus on finding a parameterization as isometric  
27 as possible, using energies measuring per triangle distortion such as ARAP, as-rigid-as possible, (Chao  
28 et al., 2010), Symmetric Dirichlet (Smith and Schaefer, 2015), or MIPS, most isometric parameterization,  
29 (Hormann and Greiner, 2012). In the following, we focus on the Symmetric Dirichlet energy as introduced  
30 by Smith and Schaefer (2015). Once the distortion metric has been specified, minimizing this energy is a  
31 problem in itself. Most optimization processes consist of two steps: (i) initialize the parameterization (with  
32 methods like Tutte (1963), which guarantees a injective parameterization) and (ii) minimize the distortion  
33 energy. To minimize these energies, we rely on quasi-Newton methods, and we need ways to approximate  
34 the Hessian with a positive symmetric definite matrix (PSD). Note that Smith et al. (2019) have provided  
35 a way to efficiently compute a PSD matrix approximating the Hessian for distortion energies.

36 *Cutting methods.* There are several works focusing on computing cuts for a parameterization. The method  
37 Sheffer and Hart (2002) searches for some high curvature point (likely to cause distortion) and then ap-  
38 proximates a minimal path between these points. Recently, Zhu et al. (2020) have introduced a method  
39 that detects some feature points and connect them by approximating a Steiner tree problem. While these  
40 methods are efficient, our work aims at developing a method based on simultaneous optimization, in which  
41 little work has been done compared to these methods based on connecting high distortion points. Sharp  
42 and Crane (2018) have also provided a variational approach to compute cuts minimizing the distortion.  
43 However, their work remains limited to conformal parameterizations, while we aim at reducing an isometric  
44 distortion.

45 *Simultaneous cuts and distortion optimization.* Recent works aim at simultaneously finding the cut and the  
46 parameterization. Notable works are AutoCuts (Poranne et al., 2017), a variational model using an energy  
47 which is the sum of a distortion energy (such as Symmetric Dirichlet) and a per-edge energy approaching the  
48 cut length measure. The parameterization is treated as a triangle soup with the per-edge energy deciding  
49 whether neighbor triangles are attached to each other or not. The process can be automated, but user input  
50 is necessary in order to guarantee the bijectivity of the resulting parameterization. The weight between each  
51 term has to be defined by the user, and there is no guarantee that the result can reach a distortion or a  
52 cut length below a chosen threshold. The OptCuts method (Li et al., 2018) is based on a set of operations  
53 on the mesh topology such as cutting or merging, and uses a dual formulation of the energy problem to  
54 find the most appropriate operation to solve the problem. This method generally outperforms AutoCuts  
55 in terms of balance between distortion and cut length, with lower timings as well. This method can be  
56 adapted to guarantee bijectivity, and a distortion threshold to be reached can be set. Our method aims  
57 at providing a variational model, in a way similar to AutoCuts, but inspired by the Ambrosio-Tortorelli  
58 functional instead of using a handmade per-edge energy. We can then take inspiration from other Ambrosio-  
59 Tortorelli optimization related works to obtain an efficient and fast strategy to find our cuts.

60 *Bijectivity.* One of the problems of surface parameterization is to guarantee the bijectivity of the result. If  
61 the embedding proposed in Tutte (1963) is guaranteed to be valid, optimizing an energy such as Symmetric  
62 Dirichlet has no reason to maintain it. One needs to enforce the bijectivity during the distortion optimization.  
63 Smith and Schaefer (2015) have decomposed the problem into two subproblems. First, we need to make  
64 sure that triangles are not flipped during the optimization, which is solved by adding a constraint on the

65 distortion energy and a specific line search in the Quasi-Newton solver. Then we need to prevent overlaps  
66 of non-adjacent regions which can be detected for instance by preventing boundary edge crossings. [Smith  
67 and Schaefer \(2015\)](#) have solved this problem using a barrier energy term. [Su et al. \(2020\)](#) have optimized  
68 this approach by building a shell around the initial parameterization to reduce the number of border edges  
69 and vertices. Alternatively, [Jiang et al. \(2017\)](#) have proposed to triangulate the remaining space around the  
70 parameterization, which in turns guarantees local injectivity on the resulting triangulation. In our proposal,  
71 we mainly focus on speeding up the distortion/cut joint optimization. Our approach is fully compatible  
72 with existing strategies (either using [Smith and Schaefer \(2015\)](#) or [Jiang et al. \(2017\)](#)), if global bijectivity  
73 is required.

74 *Mumford-Shah related optimization.* The Mumford-Shah functional was first introduced for image processing  
75 ([Mumford and Shah, 1989](#)), as a tool for image restoration and segmentation. It gives a way to represent an  
76 image as a piecewise-smooth function with a set of discontinuities. Since this functional is difficult to optimize  
77 (see next section), a lot of approximations of this functional have been proposed in the literature. We focus  
78 here on one relaxation of this functional, called Ambrosio-Tortorelli functional ([Ambrosio and Tortorelli,  
79 1990](#)). It has seen many applications in image processing since then, some direct such as segmentation,  
80 denoising, and some variants designed for inpainting, magnification, deblurring, or image registration. While  
81 this functional has remained largely ignored in geometry processing, it has been used recently for mesh  
82 processing applications ([Coeurjolly et al., 2016](#); [Bonnel et al., 2018](#); [Liu et al., 2020](#)).

83 The article is organized as follows. First, we briefly recall the Ambrosio-Tortorelli functional in the  
84 continuous setting (Section 3). Then, we relate the functional to the mesh parametrization problem and  
85 we propose a new discretization scheme. This discretization induces a fast joint distortion/cut optimization  
86 algorithm (Section 4). Finally, Section 5 details an experimental validation of the proposed approach.

### 87 3. The Ambrosio-Tortorelli functional

88 Our joint distortion/cut variational model takes inspiration from the Ambrosio-Tortorelli functional.  
89 As detailed below, it can represent in the same framework the parameterization itself and the cut loci as  
90 functions.

In order to describe the Ambrosio-Tortorelli functional, it is necessary to introduce the Mumford-Shah  
functional ([Mumford and Shah, 1989](#)). The Mumford-Shah functional allows us, given an arbitrary function  
 $g$ , to find a new function  $u$  that will try to be as close as possible to  $g$  while also trying to be as smooth  
as possible everywhere except along a set  $K$  of discontinuities. This functional is commonly used in image  
processing, with a direct use in denoising: we want a smooth output close to the original input image, but  
we do not want to oversmooth meaningful image contours, so the function should have discontinuities along  
these contours. Ideally, the set  $K$  delineates these features. The functional is defined as:

$$81 \quad \mathcal{MS}(K, u) := \alpha \int_{\Omega \setminus K} |u - g|^2 + \int_{\Omega \setminus K} |\nabla u|^2 + \lambda \mathcal{H}^1(K \cap \Omega), \quad (1)$$

91 where  $\Omega$  is the domain,  $g$  is the input data defined on  $\Omega$ ,  $u$  is the regularized data,  $K$  is the set of disconti-  
92 nuities,  $\mathcal{H}^1$  is the Hausdorff measure, and  $(\alpha, \lambda)$  are two real numbers corresponding to the weights given to  
93 the fitting and cut length terms respectively. Increasing coefficient  $\alpha$  forces the output to be closer to the  
94 input, while increasing coefficient  $\lambda$  induces fewer discontinuities.

95 the first term of this functional describes the fitting of  $u$  to the input data  $g$ , the second term expresses  
96 the regularity of  $u$  while the third term measures the length of the discontinuities. Minimizing these three  
97 terms simultaneously lets us find a compromise between input fitting, smoothness of the result and how  
98 much discontinuity is allowed. Coefficients  $\alpha$  and  $\lambda$  let us control this compromise.

However, this functional is hard to optimize since it is difficult to manipulate a set of discontinuities. [Am-  
broasio and Tortorelli \(1990\)](#) have provided a relaxation of the Mumford-Shah functional, as it approximates  
its minimizer with two smooth functions, instead of one smooth function and one set of discontinuities. It



can be defined as:

$$\mathcal{AT}_\epsilon(u, v) := \alpha \int_{\Omega} |u - g|^2 + \int_{\Omega} |v \nabla u|^2 + \lambda \int_{\Omega} \left( \epsilon |\nabla v|^2 + \frac{1}{4\epsilon} (1 - v)^2 \right),$$

99 where function  $v$  is from domain  $\Omega$  to  $[0, 1]$ , and  $\epsilon$  is a real positive number.

100 [Ambrosio and Tortorelli \(1990\)](#) have proven that this functional  $\Gamma$ -converges toward the Mumford-Shah  
 101 functional as  $\epsilon$  tends to 0. Function  $v$  converges to an indicator function of the space where discontinuities  
 102 are not allowed: it is set to 1 where  $u$  is smooth, and to 0 where  $u$  can have discontinuities. A large value  
 103 for  $\epsilon$  will give a diffuse result, and as we decrease  $\epsilon$  the function will be less and less diffuse and takes  
 104 values closer to 0 and 1. The main interest of this formulation is that  $\mathcal{AT}_\epsilon$  minimizers are the same as  
 105  $\mathcal{MS}$  ones when  $\epsilon$  tends to zero. Furthermore, for a given  $\epsilon$ , an efficient alternating minimization scheme  
 106 can be designed (see Alg. 1): by fixing  $v$  (respectively  $u$ ) the resulting expression is convex quadratic in  $u$   
 107 (respectively  $v$ ). We can thus find the minimizing  $u$  or  $v$  with a single step of a Newton method. We clarify  
 108 the gradients and Hessian operators for the discretization of this functional in the next section.

---

**Algorithm 1:** Optimization method for the Ambrosio-Tortorelli functional

---

**Data:**  $\epsilon_1$  the starting epsilon,  $\epsilon_2$  the ending epsilon,  $n$  a fixed number of optimization steps

**Result:**  $v$  and  $u$  approximation of the functional minimizer

$\epsilon \leftarrow \epsilon_1$

**while**  $\epsilon > \epsilon_2$  **do**

**for**  $i \leftarrow 0$  **to**  $n$  **do**

$v \leftarrow \min_v(\mathcal{AT}_\epsilon(u, v))$

$u \leftarrow \min_u(\mathcal{AT}_\epsilon(u, v))$

**end**

$\epsilon \leftarrow \epsilon/2$

**end**

---

## 109 4. Our discrete AT inspired model for joint parameterization/cuts

### 110 4.1. Discretization

111 We work on a three-dimensional surface, specifically a triangle mesh, defined by a set  $V$  of vertices and  
 112 a set  $F$  of triangular faces. We denote as  $n_f$  the number of triangles of the mesh, and  $n_v$  the number of  
 113 vertices.

114 Functions  $u$  and  $v$  must be discretized. Standard discretizations make  $u$  and  $v$  defined per vertex, but  
 115 this approach tends to smooth the functions. This is not desirable, especially for  $v$ . We thus prefer  $u$  and  $v$   
 116 be discretized not at the same place on the mesh. Since  $u$  represents our parameterization, it is natural to  
 117 sample it at either vertices or triangle corners:  $u$  is then linearly interpolated on each triangle as expected.  
 118 Our approach consists in sampling  $v$  at faces instead, and  $u$  at vertices. This means we let some faces free  
 119 to have as much distortion as needed in order to let other faces place themselves freely, acting as if there  
 120 was a cut along these faces: on these faces,  $v$  is close to zero. We then have to cut alongside the distorted  
 121 faces. These faces can be seen as being pulled on, the cuts then releasing the tension (see figure 1).

122 We can also notice that the gradient term in the Ambrosio-Tortorelli formula serves as a measure of  
 123 distortion, acting as a weighted Dirichlet energy formulation ( $|v \nabla \mathbf{u}|^2$ ). It then makes sense to see Ambrosio-  
 124 Tortorelli as a process trying to reduce as much as possible this energy while allowing some exceptions: all  
 125 we need then is a way to transform those exceptions into cuts. We also use Symmetric Dirichlet instead  
 126 of Dirichlet, for local injectivity reasons, rescaled to be 0 when minimal. Since the gradient term already  
 127 takes into account the distortion, and we do not have any data to be close to, we drop the first term of the  
 128 functional, the fitting term.




Figure 1: Parameterization at different stages of the method on the bunny head and face mesh: the initial parameterization (a, d), we then allow some faces (in magenta) to have distortion (b, e) so the other have more freedom of movement. We then compute cuts along these faces, giving us the result (c, f).

The formulation below expresses the energy per triangle  $f$ :

$$\begin{aligned}
 E_f(\mathbf{u}, v) &:= A_f(v^2 + \gamma) \underbrace{\left( \frac{|\nabla \mathbf{u}_f|^2 + |\nabla \mathbf{u}_f|^{-2}}{2} - 1 \right)}_{\Psi_f(\mathbf{u})} + A_f \lambda \left( \epsilon |\nabla v_f|^2 + \frac{1}{4\epsilon} (1 - v_f)^2 \right) \\
 &= A_f \left( (v^2 + \gamma) \Psi_f(\mathbf{u}) - \lambda \epsilon v_f (Lv_f) + \frac{\lambda}{4\epsilon} (1 - v_f)^2 \right), \tag{2}
 \end{aligned}$$

129 where  $A_f$  denotes the area of face  $f$ ,  $\nabla \mathbf{u}_f$  is the usual constant gradient over a triangle of the linearly  
 130 interpolated  $\mathbf{u}$  function sampled at triangle vertices. Furthermore,  $v_f$  denotes simply the sampled value of  
 131 function  $f$  on face  $f$ ,  $|\nabla v_f|^2$  is the squared norm of the gradient of  $v$  within  $f$ , whose integral over the face  
 132  $f$  is approximated as  $-A_f v(f) Lv_f$ , with  $Lv_f$  the DEC Laplacian of  $v$  on the dual mesh (see [Desbrun et al.](#)  
 133 [\(2005\)](#)),  $\gamma$  is a fixed constant, necessary to avoid a null coefficient in front of the distortion term: it would  
 134 lead to instability during the optimization. Results presented here use  $\gamma = 10^{-7}$ . Finally,  $\Psi_f(\mathbf{u})$  is the  
 135 distortion measure of the face  $f$ .

#### 136 4.2. Optimization

137 Optimizing this functional is done by alternating two steps, as seen previously: one step has  $\mathbf{u}$  fixed and  
 138 one step has  $v$  fixed:

- 139 • At  $v$  fixed, the only non-constant term is the distortion term. We optimize this term using the quasi-  
 140 Newton method from [Smith et al. \(2019\)](#): we compute a modified Hessian (guaranteed to be SPD)  
 141 of the distortion energy as well as its gradient. We can then compute how we want to modify the current  
 142 parameterization, and we use a line search to avoid triangle flip (following [Smith and Schaefer \(2015\)](#),

Model	bunnyhead	camelhead	bimba	hand	cat	armadillo	duck1	planck1	venus	tooth	circular box
OptCut’s time	2.5s	89s	13s	0.60s	0.65s	29s	2.08s	<b>1.19s</b>	0.61s	25.4s	22s
Our time	<b>1.6s</b>	<b>38s</b>	<b>6s</b>	<b>0.13s</b>	<b>0.11s</b>	<b>6.1s</b>	<b>0.77s</b>	1.32s	<b>0.36s</b>	<b>2.1s</b>	<b>3.8s</b>
Initial distortion	9.10	7.45	7.64	10.04	6.67	10.3	5.59	9.03	8.78	4.26	5.28
OptCut’s distortion	<b>4.36</b>	4.26	4.50	5.2	4.38	5.22	4.49	4.54	4.37	4.24	4.53
Our distortion	4.39	4.26	4.50	5.3	4.50	5.22	4.49	4.56	4.39	4.25	4.54
OptCut’s cut length	<b>2.88</b>	2.93	2.01	<b>4.5</b>	<b>1.28</b>	<b>2.07</b>	<b>1.09</b>	<b>1.61</b>	<b>1.70</b>	0.24	<b>1.13</b>
Our cut length	3.82	<b>2.56</b>	<b>1.90</b>	5.6	1.76	4.25	1.31	2.33	2.94	<b>0.10</b>	1.50

Table 1: Quantitative comparison between OptCuts method and our method, in terms of computation time, distortion and cut length. The `bimba`, `hand`, `cat`, `armadillo`, `duck`, `planck`, `venus`, `tooth` and `circular box` meshes come from the available input mesh in OptCuts [Li et al. \(2018\)](#) repository.

143 using the implementation provided by [Jacobson et al. \(2018\)](#)). We repeat until the gradient norm falls  
144 under a threshold.

- At  $\mathbf{u}$  fixed, the expression is convex quadratic as seen for AT previously in Eq.(2). We can put the energy to optimize at this step under the form

$$E := v^T M \Psi(\mathbf{u}) v + \lambda \left( \frac{1}{4\epsilon} (v^T M v - 2Mv) - \epsilon v^T L v \right) + c, \quad (3)$$

which is of the form  $E = v^T H v + 2b^T v + c$  (with  $c$  a constant term that can be ignored). Its minimum can be found at  $-H^{-1}b$ . We need the expression of  $H$  and  $b$ :

$$H = \frac{\lambda}{4\epsilon} I_n - \epsilon \lambda L + M \Psi(u), \quad b = -\frac{\lambda}{4\epsilon} M \mathbf{1}_n, \quad (4)$$

145 where  $L$  is a face Laplacian matrix (we used the DEC Laplacian on the dual mesh as in [Desbrun](#)  
146 [et al. \(2005\)](#)),  $\Psi(u)$  is a diagonal matrix containing the distortion of each face (the  $i$ -th diagonal term  
147 corresponds to the  $i$ -th face),  $M$  is a face mass matrix, for example containing the area of each face on  
148 the diagonal, and finally  $I_n$  is the identity  $n_f \times n_f$  matrix and  $\mathbf{1}_n$  is a  $n_f$ -row vector filled with ones.

149 While on the second step finding the minimum only requires one iteration, the quasi-Newton of the first  
150 step has to be iterated multiple times before convergence (sometimes hundreds of times), making it much  
151 more time consuming than the second step.

### 152 4.3. Cutting

153 The scalar function  $v$  is used as a support for the cut extraction. Indeed, for triangles with values close to  
154 1, the distortion term of the energy fully applies and is minimized during the optimization. On the contrary,  
155 triangles with values close to zero correspond to discontinuities in the energy minimization and thus will be  
156 used to delineate the precise location of cuts (see Figure 3).

157 We thus need a way to convert this scalar information into sequences of edges corresponding to cuts.  
158 To do so, we employ a simple strategy: we first define patches of triangles as simply connected components  
159 of triangles with values  $v$  lower than 0.5. Thanks to the Ambrosio-Tortorelli formulation with  $\epsilon$  tending to  
160 zero, this simple process allows us to define thin strips of triangles. For each patch, we take the two farthest  
161 points belonging to this patch and find the shortest path between them: this defines the cut for this patch  
162 as a path of edges. The distance used is the distance on the underlying graph, with a weight of 0 for edges  
163 already belonging to the border. This trick forces the cut to go through the border if it is possible, to avoid  
164 having a cut parallel to an already existing border. Finally, we only keep cuts with lengths that are above  
165 20% the length of the longest cuts, in order to avoid too small cuts.

166 This method was chosen for its simplicity and its effectiveness at capturing most of the areas to cut  
167 through without inducing too lengthy cuts, as seen on Figure 3. Depending on the application, one could be  
168 interested in iterating over this process: solve the AT functional to retrieve  $u$  and  $v$ , extract some long cuts,  
169 and iterate. However, in the following experiments, we only consider a single step for best performances.




Figure 2: Visualization of the parameterizations evaluated in table 1 for the armadillo, the camelhead, the duck and planck meshes. Bottom row are our parameterizations, top are optcuts’.

#### 170 4.4. Overall algorithm

171 Algorithm 2 gives an overall description of our method. This method can be run multiple times, for  
 172 example if the cutting methods missed some places to cut. We can also use more complex energy when  
 173 solving for  $u$ , for example, if we need to incorporate some border energy for border injectivity. This only  
 174 changes the Projected\_Newton\_Solver part, which needs to incorporate the Hessian and gradient of the  
 175 additional energies.

### 176 5. Results

177 This section gathers several experiments that show the potential of our method for mesh texture mapping.  
 178 We first compare our approach to the state-of-the-art OptCuts method Li et al. (2018), both quantitatively  
 179 and qualitatively. Then we examine the influence of the 4 parameters of our method. We finally show how  
 180 our method can easily integrate user constraints in its formulation, like cutting in less visible zones or create  
 181 a tighter UV map that fits a bounding box.

182 Note that the results presented here are of disk-like topology, as our method has a strong dependence on  
 183 the initial cut. Indeed the method does not allow us to contest the edges included in the initial cut (we have  
 184 not found a satisfying way to merge already cut edges). Furthermore the initial cut puts a strong constraint  
 185 on the parameterization and consecutively on the evolution of  $v$ .

#### 186 5.1. Influence of parameters

187 There are four parameters to tune:  $\lambda$ ,  $\epsilon_1$ ,  $\epsilon_2$  and  $n$  the number of iterations between each change of  $\epsilon$   
 188 (see the algorithm 1). We ended up using the following parameters by default:  $\epsilon_1 = 0.1, \epsilon_2 = 0.01$  and  $n = 3$ .

---

**Algorithm 2:** Pseudocode of our method for optimizing our model, which outputs the resulting parameterization

---

**Data:**  $(V, F)$  a triangular mesh,  $\epsilon_1$  the starting epsilon,  $\epsilon_2$  the ending epsilon,  $n$  a fixed number of optimization steps

**Result:**  $U$  parameterization

```

Function Compute_AT_Parameterization( $F, u$ )
|  $u \leftarrow \text{Tutte}(V, F)$ ;
|  $v \leftarrow \text{vec}(1)$ ;
|  $\epsilon \leftarrow \epsilon_1$ ;
| while  $\epsilon > \epsilon_2$  do
|   | for  $i \leftarrow 0$  to  $n$  do
|     |  $u \leftarrow \text{Projected\_Newton\_Solver}(u, v)$ ;           // Compute parameterization using
|     |   symmetric Dirichlet weighted by  $V$ 
|     |  $v \leftarrow H^{-1}b$ ;
|     | end
|     |  $\epsilon \leftarrow \epsilon/2$ 
|   | end
|   |  $\text{cuts} \leftarrow \text{Compute\_Cuts}(F, V, v)$ ;
|   |  $F, V \leftarrow \text{Cut}(F, V, \text{cuts})$ ;
|   |  $u \leftarrow \text{Projected\_Newton\_Solver}(u)$ ;           // Compute final parameterization using non
|   |   weighted symmetric Dirichlet
|   | return  $u$ ;
| end
Function Compute_Cuts( $F, V, v$ )
|  $S \leftarrow \{\}$ ;
| for  $f$  in  $F$  do
|   | if  $v(f) < 0.5$  then
|     |  $S \leftarrow S \cup \{f\}$ ;
|     | end
|   | end
|   |  $\text{cuts} \leftarrow \{\}$ ;
|   | foreach  $CC$  connected component in  $S$  do
|     |  $P1, P2 \leftarrow \text{Get\_Farthest\_Points}(CC)$ ;
|     |  $\text{cuts} \leftarrow \text{cuts} \cup \text{Get\_Shortest\_Path}(CC, P1, P2)$ ;
|     | end
|   | return  $\text{cuts}$ ;
| end

```

---

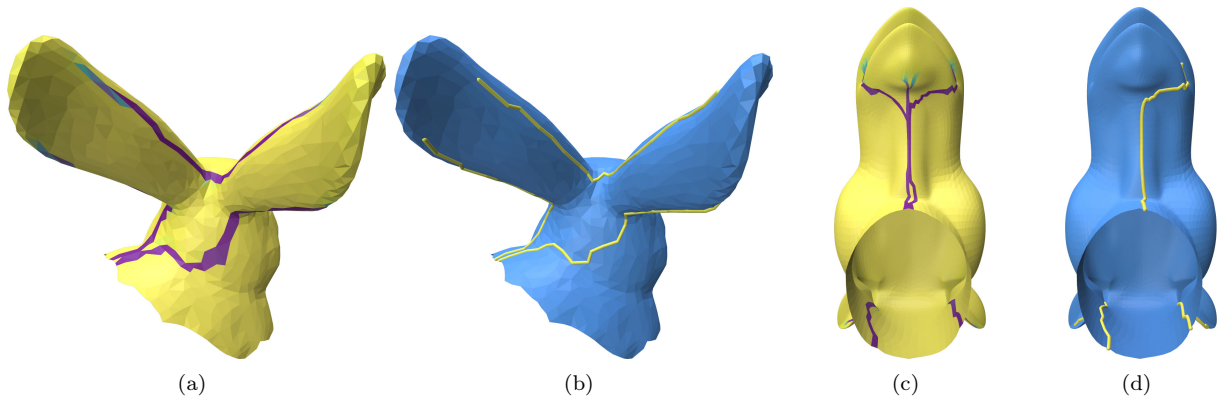


Figure 3: Our cutting method chooses the longest path among each patch of "deformable faces" (in magenta on (a) and (c)). While it may not capture all of the area suggested (such as on the camelhead (d)), it is quite effective at capturing most of it and may filter some artifacts such as the loop at the base of the neck of the camel.




Figure 4: Evolution of  $v$  during the iterations of the function `Compute_AT_Parameterization` of Algorithm 2 as the  $\epsilon$  decreases. Starting from a smooth discontinuity map (a),  $v$  becomes sharper as  $\epsilon$  tends to zero.

189 This results in 12 iterations of alternate optimization. We also use  $\lambda = 1$ .

190 Parameter  $\lambda$  can be considered as a cost for cuts and influence the final balance between distortion  
 191 energy and the length of cuts. We choose  $\lambda = 1$ , but it may have to be changed depending on the number of  
 192 cuts needed. Figure 6 illustrates the difference resulting from different  $\lambda$ . The three other parameters serve  
 193 as convergence parameters: the wider the difference between  $\epsilon_1$  and  $\epsilon_2$ , the more the problem starts from  
 194 a diffuse and global point of view and ends at a local one. Parameter  $n$  governs how many iterations are  
 195 necessary before convergence at a certain  $\epsilon$ . Parameters  $\epsilon_1$  and  $\epsilon_2$  were chosen so that the starting problem  
 196 is global and ends at a point where  $v$  seems reduced to one triangle wide lines along distorted faces, as seen  
 197 on 4.

198 We choose  $n = 3$ , as it was the smallest value at which function  $v$  clearly distinguishes between rigid  
 199 ( $v$  close to 1) and non-rigid faces ( $v$  close to 0). Higher values could be chosen in order to let  $v$  converge  
 200 to a better solution. However, no significant difference was observed in tests with higher  $n$ . This could be  
 201 due to the fact that, after  $\epsilon$  changes its value for the first time, the number of steps for convergence is quite  
 202 small (see figure 5): it seems that its impact happens at higher  $\epsilon$  values and but ends up being erased with  
 203 smaller  $\epsilon$  values. This could also be due to the cutting method which is not refined enough to capture the  
 204 difference a more precise  $v$  would make. It would make more sense to improve the cut before increasing the  
 205 computation time significantly with a higher  $n$ .

206 We can also run the method several time to extend the cuts. Subsequent runs are usually faster than  
 207 the initial ones, but the cuts added are also smaller. As seen on figure 7, they tend to prolong the initial



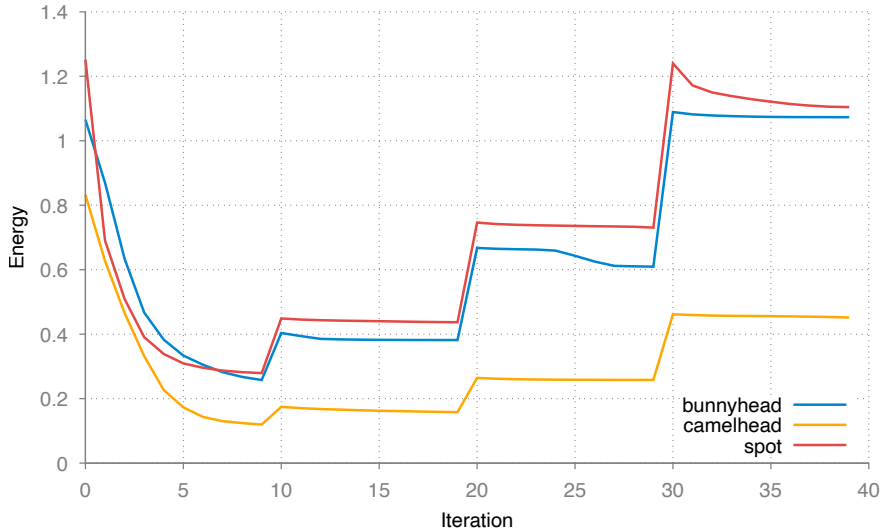


Figure 5: Evolution of our energy (defined in 2) when using  $n = 10$  on various meshes (meaning  $\epsilon$  changes every 10 iterations). After the first change of  $\epsilon$ , it only takes a few iterations for the energy to converge.

208 choices instead of adding new isolated cuts.

### 209 5.2. Comparison to state-of-the-art methods

We choose to compare our method to the current implementation of OptCuts method (Li et al., 2018). Note that it performs better than when described in the original paper due to some recent optimizations. We were unable to compare our method to AutoCuts (Poranne et al., 2017), since we failed to reproduce their results: the convergence speed was much too slow and was not producing results close to the ones displayed in their paper. After discussions with the author, we learned that their results were obtained using a proprietary solver, whose current version is not compatible with their code. However, it seems that the current implementation of OptCuts performs better than AutoCuts in most cases, so the comparison with OptCuts is a good test for our approach. Table 1 sums up parameterization results obtained by OptCuts and our approach, in terms of computation speed, final distortion and final cut length. We use OptCuts distortion measures and cut length, respectively:

$$E_d := \frac{1}{\sqrt{\sum_{t \in F} |A_t|}} \sum_{t \in F} |A_t| \Psi(t), \quad E_s := \frac{1}{\sqrt{\sum_{t \in F} |A_t|}} \sum_{i \in S} |e_i|. \quad (5)$$

210 Our method almost always outperforms OptCuts in terms of speeds. However OptCuts is often better in  
 211 terms of cut length for distortion reduction (better means less cut length for the lowest distortion). Since our  
 212 method does not allow targeting for a fixed distortion (while OptCuts does), we used our method first and  
 213 then set OptCuts targeting the same distortion value we obtained. Bear in mind that the lowest distortion  
 214 that a mesh can attain is 4 as it is the minimum of Symmetric Dirichlet energy, so a change from 4.2 to 4.1  
 215 is actually quite significant.

### 216 5.3. Assisted cutting

217 We wish to take into account some user input when choosing cuts. For example, some edges may be  
 218 favored over others based on their visibility (less visible edges are preferred). To take this constraint into  
 219 account, we can define  $\lambda$  as a scalar over the surface instead of a constant, and with a value depending on  
 220 the user input. We tested this approach using visibility computed with libigl ambient occlusion (Jacobson  
 221 et al. (2018)). Figure 8 illustrates how it affects the resulting distribution of  $v$ : areas to cut are more prone  
 222 to be placed in low visibility areas such as cracks.




Figure 6: Results on the `bunnyhead` and `hand` meshes for  $\lambda = \{3, 1, 0.1\}$  (reps. from left to right). Lower  $\lambda$  parameter implies longer cuts.

#### 223 5.4. Packing constraints for the atlas

224 It may be desirable for a UV map to be as tight as possible in order to take less memory space. We  
 225 follow Autocuts method [Poranne et al. \(2017\)](#) for fitting a parameterization within a predefined bounding  
 226 rectangle. Figure 9 shows how UV map are then much more compact. However we observe a significant  
 227 increase in the convergence time, depending on how tight the bounding box is: the harder it is to fit the  
 228 parameterization in the box, the longer it takes (sometimes taking 10 times as long as without).

## 229 6. Discussion and perspectives

230 We have presented a new variational model to compute a UV parameterization of a triangle mesh with a  
 231 joint optimization of distortion and cuts. It is a discrete variant of the Ambrosio-Tortorelli functional, which  
 232 offers theoretical guarantees for solving problems involving a penalization in the length of discontinuities. We  
 233 have shown that this approach is effective in practice, faster than other simultaneous optimization methods,  
 234 with quality often close to the state-of-the-art Optcuts method, and incorporates easily other constraints in  
 235 its formulation like border injectivity, assisted cutting or compact texture maps. We can also note that the  
 236 loci of deformable faces may have an arbitrary topology, so cuts can take various shapes. Finally, the code  
 237 is available at <https://github.com/Lieunoir/UV-AT>.

238 In order to measure the distortion, we only tested the Symmetric Dirichlet energy, which was the closest  
 239 to the original gradient term in the Ambrosio Tortorelli functional. As future works, other energies could  
 240 be evaluated (such as ARAP), as they may not behave in the same way as Symmetric Dirichlet.

241 A limitation of the current cutting method is that it does not preserve the topology defined by  $v$ : if any  
 242 cycle is present, we ignore it. It also does not capture all of the region defined by the underlying patch  
 243 (if the region is a tree it will only choose the longest branch), meaning we have to run the method again  
 244 to capture it all. Our current cutting method is well adapted to a semi-supervised setting where the user  
 245 can decide to refine further, but cuts following the topology induced by  $v$  could indeed be interesting in an  
 246 unsupervised model.




Figure 7: Results after multiple runs of our algorithm. This enables us to capture some natural cuts that our algorithm may have missed. After a few runs cuts our method converges, and the cuts stop expanding.

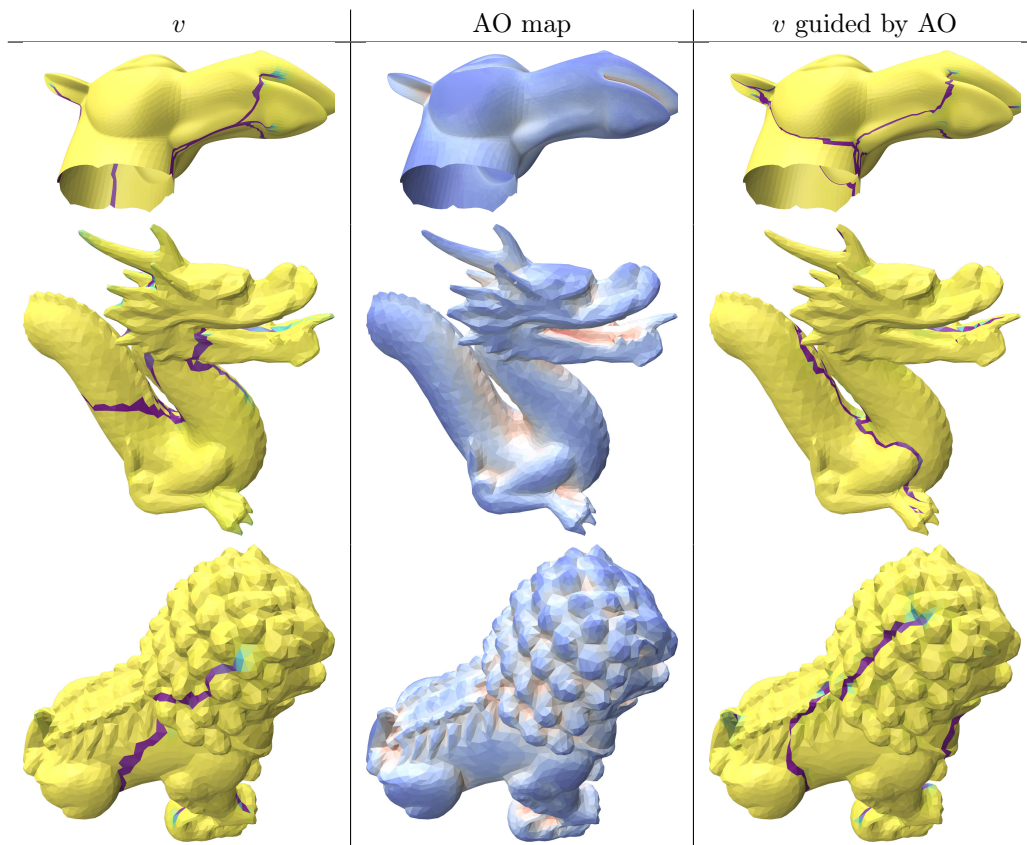


Figure 8: Optimized function  $v$  without (left) and with (right) the ambient occlusion (AO) taken into account (middle). When ambient occlusion is enabled, the faces identified as cut loci are guided to regions with lower visibility.




Figure 9: Resulting parameterizations without bounding box constraints (a, d) and with bounding box (b, c, e) on the **bunnyhead** and **david** mesh. The first example with **bunnyhead** (b) does not have border injectivity restrictions, enabling the many overlaps which are not present on the second example (c) (which has border injectivity restrictions). On the **david** mesh, an overlap free parameterization was obtained (e) without using our border injectivity restrictions, giving the same result with or without them.

247 In some cases, our method is not able to run properly because the energy diverges in the initialization.  
 248 This problem comes from numerical issues of floating-point arithmetic. It is addressed by Shen et al.  
 249 (2019), giving an alternative to Tutte’s embedding for initialization. We have not run our method with this  
 250 initialization, but we can safely assume that it does not affect significantly the results.

251 One way to improve the convergence speed would be to include some speedup optimization techniques.  
 252 In particular, we could use the methods proposed by Liu et al. (2018) or Liu et al. (2021). We could also  
 253 look for other ways to optimize the Mumford-Shah functional that would yield better results or give them  
 254 faster: our alternate Ambrosio-Tortorelli optimization method is among the costliest ones. For instance, the  
 255 recent competitive gradient and mirror descent algorithms (Schäfer and Anandkumar, 2019; Schäfer et al.,  
 256 2020) seem to be particularly efficient in optimizing this type of functional, which are block-convex but not  
 257 globally convex.

## 258 Acknowledgements

259 This work is supported by the French National Research Agency in the framework of the « France 2030  
 260 » program (ANR-15-IDEX-0002), by the LabEx PERSYVAL-Lab (ANR-11-LABX-0025-01) and by the  
 261 StableProxies project (ANR-22-CE46-0006).

## 262 References

- 263 Ambrosio, L., Tortorelli, V.M., 1990. Approximation of functional depending on jumps by elliptic functional via  $\gamma$ -convergence.  
 264 Communications on Pure and Applied Mathematics 43, 999–1036. doi:<https://doi.org/10.1002/cpa.3160430805>.  
 265 Bonneel, N., Coeurjolly, D., Gueth, P., Lachaud, J.O., 2018. Mumford-Shah Mesh Processing using the Ambrosio-Tortorelli  
 266 Functional. Computer Graphics Forum (Proceedings of Pacific Graphics) 37. doi:[10.1111/cgf.13549](https://doi.org/10.1111/cgf.13549).  
 267 Chao, I., Pinkall, U., Sanan, P., Schröder, P., 2010. A simple geometric model for elastic deformations. ACM Trans. Graph.  
 268 29. doi:[10.1145/1778765.1778775](https://doi.org/10.1145/1778765.1778775).  
 269 Coeurjolly, D., Foare, M., Gueth, P., Lachaud, J.O., 2016. Piecewise smooth reconstruction of normal vector field on digital  
 270 data. Computer Graphics Forum (Proceedings of Pacific Graphics) 35. doi:[10.1111/cgf.13013](https://doi.org/10.1111/cgf.13013).  
 271 Desbrun, M., Hirani, A.N., Leok, M., Marsden, J.E., 2005. Discrete exterior calculus. arXiv preprint math/0508341 .  
 272 Hormann, K., Greiner, G., 2012. MIPS: An Efficient Global Parametrization Method. Curve and Surface Design: Saint-Malo  
 273 2000, 10.  
 274 Jacobson, A., Panozzo, D., et al., 2018. libigl: A simple C++ geometry processing library. <https://libigl.github.io/>.  
 275 Jiang, Z., Schaefer, S., Panozzo, D., 2017. Simplicial complex augmentation framework for bijective maps. ACM Trans. Graph.  
 276 36. doi:[10.1145/3130800.3130895](https://doi.org/10.1145/3130800.3130895).  
 277 Lévy, B., Petitjean, S., Ray, N., Maillot, J., 2002. Least squares conformal maps for automatic texture atlas generation. ACM  
 278 Trans. Graph. 21, 362–371. doi:[10.1145/566654.566590](https://doi.org/10.1145/566654.566590).



279 Li, M., Kaufman, D.M., Kim, V.G., Solomon, J., Sheffer, A., 2018. Optcuts: Joint optimization of surface cuts and parameterization. *ACM Trans. Graph.* 37. doi:[10.1145/3272127.3275042](https://doi.org/10.1145/3272127.3275042).

280

281 Liu, H.T.D., Zhang, J.E., Ben-Chen, M., Jacobson, A., 2021. Surface multigrid via intrinsic prolongation. *ACM Trans. Graph.* 40. doi:[10.1145/3450626.3459768](https://doi.org/10.1145/3450626.3459768).

282

283 Liu, L., Ye, C., Ni, R., Fu, X.M., 2018. Progressive parameterizations. *ACM Trans. Graph.* 37. doi:[10.1145/3197517.3201331](https://doi.org/10.1145/3197517.3201331).

284 Liu, Z., Wang, W., Zhong, S., Zeng, B., Liu, J., Wang, W., 2020. Mesh denoising via a novel Mumford-Shah framework. *Computer-Aided Design* 126, 102858. doi:[10.1016/j.cad.2020.102858](https://doi.org/10.1016/j.cad.2020.102858).

285

286 Mumford, D., Shah, J., 1989. Optimal approximations by piecewise smooth functions and associated variational problems. *Communications on Pure and Applied Mathematics* 42, 577–685. doi:<https://doi.org/10.1002/cpa.3160420503>.

287

288 Poranne, R., Tarini, M., Huber, S., Panozzo, D., Sorkine-Hornung, O., 2017. Autocuts: Simultaneous distortion and cut optimization for uv mapping. *ACM Trans. Graph.* 36. doi:[10.1145/3130800.3130845](https://doi.org/10.1145/3130800.3130845).

289

290 Schäfer, F., Anandkumar, A., 2019. Competitive gradient descent. *Advances in Neural Information Processing Systems* 32.

291 Schäfer, F., Anandkumar, A., Owhadi, H., 2020. Competitive mirror descent. arXiv preprint arXiv:2006.10179 .

292 Sharp, N., Crane, K., 2018. Variational surface cutting. *ACM Trans. Graph.* 37.

293 Sheffer, A., Hart, J.C., 2002. Seamster: Inconspicuous low-distortion texture seam layout, in: *Proceedings of the Conference on Visualization '02*, IEEE Computer Society, USA. p. 291–298.

294

295 Sheffer, A., Praun, E., Rose, K., 2006. *Mesh Parameterization Methods and Their Applications*.

296 Shen, H., Jiang, Z., Zorin, D., Panozzo, D., 2019. Progressive embedding. *ACM Trans. Graph.* 38. URL: <https://doi.org/10.1145/3306346.3323012>, doi:[10.1145/3306346.3323012](https://doi.org/10.1145/3306346.3323012).

297

298 Smith, B., Goes, F., Kim, T., 2019. Analytic eigensystems for isotropic distortion energies. *ACM Transactions on Graphics* 38, 1–15. doi:[10.1145/3241041](https://doi.org/10.1145/3241041).

299

300 Smith, J., Schaefer, S., 2015. Bijective parameterization with free boundaries. *ACM Trans. Graph.* 34. doi:[10.1145/2766947](https://doi.org/10.1145/2766947).

301 Su, J.P., Ye, C., Liu, L., Fu, X.M., 2020. Efficient bijective parameterizations. *ACM Trans. Graph.* 39. doi:[10.1145/3386569.3392435](https://doi.org/10.1145/3386569.3392435).

302

303 Tutte, W.T., 1963. How to draw a graph. *Proceedings of the London Mathematical Society* s3-13, 743–767. URL: <https://onlinelibrary.wiley.com/doi/abs/10.1112/plms/s3-13.1.743>, doi:[10.1112/plms/s3-13.1.743](https://doi.org/10.1112/plms/s3-13.1.743), arXiv:<https://onlinelibrary.wiley.com/doi/pdf/10.1112/plms/s3-13.1.743>.

304

305

306 Zhu, T., Ye, C., Chai, S., Fu, X.M., 2020. Greedy cut construction for parameterizations. *Computer Graphics Forum* 39, 191–202. URL: <https://onlinelibrary.wiley.com/doi/abs/10.1111/cgf.13923>, doi:<https://doi.org/10.1111/cgf.13923>, arXiv:<https://onlinelibrary.wiley.com/doi/pdf/10.1111/cgf.13923>.

307

308