



HAL
open science

Factors Associated With Telemedicine Use Among Patients With Rheumatic and Musculoskeletal Disease: Secondary Analysis of Data From a German Nationwide Survey

Felix Muehlensiepen, Pascal Petit, Johannes Knitza, Martin Welcker, Nicolas Vuillerme

► To cite this version:

Felix Muehlensiepen, Pascal Petit, Johannes Knitza, Martin Welcker, Nicolas Vuillerme. Factors Associated With Telemedicine Use Among Patients With Rheumatic and Musculoskeletal Disease: Secondary Analysis of Data From a German Nationwide Survey. *Journal of Medical Internet Research*, 2023, 25, pp.e40912. 10.2196/40912 . hal-04139625

HAL Id: hal-04139625

<https://hal.science/hal-04139625v1>

Submitted on 23 Jun 2023

HAL is a multi-disciplinary open access archive for the deposit and dissemination of scientific research documents, whether they are published or not. The documents may come from teaching and research institutions in France or abroad, or from public or private research centers.

L'archive ouverte pluridisciplinaire **HAL**, est destinée au dépôt et à la diffusion de documents scientifiques de niveau recherche, publiés ou non, émanant des établissements d'enseignement et de recherche français ou étrangers, des laboratoires publics ou privés.

Original Paper

Factors Associated With Telemedicine Use Among Patients With Rheumatic and Musculoskeletal Disease: Secondary Analysis of Data From a German Nationwide Survey

Felix Muehlensiepen^{1,2*}, MPH, Dr Rer Medic; Pascal Petit^{2*}, PhD; Johannes Knitza^{2,3}, MHBA, MD; Martin Welcker⁴, MD; Nicolas Vuillerme^{2,5,6}, PhD

¹Center for Health Services Research, Faculty of Health Sciences, Brandenburg Medical School Theodor Fontane, Rüdersdorf bei Berlin, Germany

²AGEIS, Université Grenoble Alpes, Grenoble, France

³Department of Internal Medicine 3, Friedrich-Alexander-University Erlangen-Nürnberg and Universitätsklinikum Erlangen, Erlangen, Germany

⁴Medizinisches Versorgungszentrum für Rheumatologie Dr M Welcker GmbH, Planegg, Germany

⁵Institut Universitaire de France, Paris, France

⁶LabCom Telecom4Health, Orange Labs & Université Grenoble Alpes, CNRS, Inria, Grenoble INP-UGA, Grenoble, France

* these authors contributed equally

Corresponding Author:

Felix Muehlensiepen, MPH, Dr Rer Medic

Center for Health Services Research

Faculty of Health Sciences

Brandenburg Medical School Theodor Fontane

Seebad 82/83

Rüdersdorf bei Berlin, 15562

Germany

Phone: 49 15119126024

Email: Felix.Muehlensiepen@mhb-fontane.de

Abstract

Background: Previous studies have demonstrated telemedicine (TM) to be an effective tool to complement rheumatology care and address workforce shortage. With the outbreak of the COVID-19 pandemic, TM experienced a massive upswing. A previous study revealed that physicians' willingness to use TM and actual use of TM are closely connected to their knowledge of TM. However, it remains unclear which factors are associated with patients' motivation to use TM.

Objective: This study aims to identify the factors that determine patients' willingness to try TM (TM try) and their wish that their rheumatologists offer TM services (TM wish).

Methods: We conducted a secondary analysis of data from a German nationwide cross-sectional survey among patients with rheumatic and musculoskeletal disease (RMD). Bayesian univariate and multivariate logistic regression analyses were applied to the data to determine which factors were associated with TM try and TM wish. The predictor variables (covariates) studied individually included sociodemographic factors (eg, age and sex) and health characteristics (eg, disease type and health status). All the variables positively or negatively associated with TM try or TM wish in the univariate analyses were then considered for the Bayesian model averaging analysis after a selection based on the variance inflation factor (≤ 2.5). All the analyses were stratified by sex.

Results: Of the total 102 variables, 59 (57.8%) and 45 (44.1%) variables were found to be positively or negatively associated (region of practical equivalence $\leq 5\%$) with TM try and TM wish, respectively. A total of 16 and 8 determinant factors were identified for TM try and TM wish, respectively. Wishing that TM services were offered by rheumatologists, having internet access at home, residing 5 to 10 km away from the general practitioner's office, owning an electronic device, and being aged 40 to 60 years were among the factors positively associated with TM try and TM wish. By contrast, not yet being diagnosed with an RMD, having no prior knowledge of TM, having a bad health status, living in a rural area, not documenting one's health status, not owning an electronic device, and being aged 60 to 80 years were negatively associated with TM try and TM wish.

Conclusions: Our results suggest that health status, knowledge, age, and access to technical equipment and infrastructure influence the motivation of patients with RMD to use telehealth services. In particular, older patients with RMD living in rural areas, who could likely benefit from using TM, are currently not motivated to use TM and seem to need additional TM support.

(*J Med Internet Res* 2023;25:e40912) doi: [10.2196/40912](https://doi.org/10.2196/40912)

KEYWORDS

telemedicine; rheumatology; primary care; secondary analysis; health services research

Introduction

Telemedicine (TM) offers the opportunity to overcome spatial distances in health care delivery [1]. Therefore, given the increasing burden of musculoskeletal disorders worldwide [2] and the growing workforce shortage, especially in rural areas [3,4], TM does represent a promising opportunity to support rheumatology care [5,6]. However, the effective implementation of TM in standard care is only possible if end users are willing and able to use TM [7,8].

With the outbreak of the COVID-19 pandemic, face-to-face consultations by physicians decreased significantly [9,10]. The ability to provide noncontact medical care is now more important. Advantageously, TM can provide medical care with no risk of infection [11,12]. Therefore, TM has experienced a tremendous increase in use worldwide [13] and regionally [9,14]. Although the pandemic situation with social distancing and multiple lockdowns provided an ideal environment for TM implementation, this momentum soon stagnated again [10,15]. Especially in rheumatology, the use and acceptance of TM by health professionals fell short of expectations [10]. A recent secondary analysis of data from a physician survey found the knowledge of TM as a key factor in determining the willingness to use and actual use of TM among professionals [16]. However, this is only 1 side of the coin, and to successfully implement TM in standard rheumatology care, patients with rheumatic and musculoskeletal diseases (RMDs) must also be willing to try TM. The factors influencing this still need to be investigated and could have implications for the development of TM strategies aiming to improve health outcomes and access to care and make health care delivery systems more efficient and cost-effective.

To gain a better understanding of these factors, we performed a secondary analysis using data from a German nationwide cross-sectional survey conducted earlier [8]. Our objective was to identify the factors associated with patients' will to try TM (TM try) and their wish that German rheumatologists offer TM services among patients with RMD (TM wish).

Methods

Overview

This work reports findings from a secondary analysis of data collected as part of a cross-sectional, self-completed, and paper-based survey of German patients with RMD in collaboration with the patient organization German League Against Rheumatism (Deutsche Rheuma-Liga, Landesvertretung Brandenburg) and outpatient rheumatologists. The survey was embedded in a >2-year mixed methods study investigating the acceptance, opportunities, and obstacles to the implementation of TM [8]. This survey was conducted from September 1 to December 30, 2019. The exact methodology of the survey has been described previously [8].

Data Selection or Population Considered

From the aforementioned German nationwide survey, a data set of 438 patients in total was analyzed (Table 1). The response rate for each of the 26 questions is listed in Table 1. Individuals who missed to answer questions on age (question [Q] 17); sex (Q18); TM try (Q11: "Would you like to try telemedicine?"); or TM wish (Q14: "Would you like your rheumatologist to offer you telemedicine services?") were excluded from this study. Consequently, a total of 282 (282/438, 64.4%) and 270 (270/438, 61.6%) patients were analyzed for TM try and TM wish, respectively.

Table 1. Regression analysis—variables considered (N=438).

Variable	Modality	Response rate, n (%)
Dependent variables		
Q ^a 11: “Would you like to try telemedicine?”	2 categories: yes and no	314 (71.7)
Q14: “Would you like your rheumatologist to offer you telemedicine services?”	2 categories: yes and no	277 (63.2)
Independent variables		
Q1: “How far do you drive to your rheumatology doctor’s office?”	8 categories: up to 10 km, 10-20 km, 20-30 km, 30-40 km, 40-50 km, 50-60 km, >60 km, and not answered	428 (97.7)
Q2: “How far do you drive to your GP ^b ’s office?”	8 categories: up to 5 km, 5-10 km, 10-15 km, 15-20 km, 20-25 km, 25-30 km, >30 km, and not answered	434 (99.1)
Q3: “Have you ever contacted your doctor’s office using an electronic means?”	3 categories: yes, no, and not answered	431 (98.4)
Q4: “Do you own an electronic device?”	3 categories: yes, no, and not answered	434 (99.1)
Q5: “Do you have internet access at home?”	3 categories: yes, no, and not answered	434 (99.1)
Q8: “Prior to this survey, have you ever heard the term ‘telemedicine’?”	4 categories: yes, no, do not know, and not answered	409 (93.4)
Q11: “Would you like to try telemedicine?” (Q14 is considered as the dependent variable)	4 categories: yes, no, do not know, and not answered	314 (71.7)
Q14: “Would you like your rheumatologist offer you telemedicine services?” (Q11 is considered as the dependent variable)	4 categories: yes, no, do not know, and not answered	277 (63.2)
Q16: “Do you document your health status?”	4 categories: yes, on paper; yes, digitally; no; and not answered	402 (91.8)
Q17: age (continuous variable)	5 categories: <20 yo ^c , 20-40 yo, 40-60 yo, 60-80 yo, and >80 yo	422 (96.3)
Q18: sex	2 categories: female and male	425 (97)
Q19a: “RMD (Rheumatoid arthritis)”	3 categories: yes, no, and not answered	418 (95.4)
Q19b: “RMD (Spondylparthritis)”	3 categories: yes, no, and not answered	418 (95.4)
Q19c: “RMD (Psoriatic arthritis)”	3 categories: yes, no, and not answered	418 (95.4)
Q19d: “RMD (Collagenosis & Vasculitidis)”	3 categories: yes, no, and not answered	418 (95.4)
Q19e: “RMD (Arthrosis)”	3 categories: yes, no, and not answered	418 (95.4)
Q19f: “RMD (Crystal arthropathies)”	3 categories: yes, no, and not answered	418 (95.4)
Q19g: “RMD (Osteoporosis)”	3 categories: yes, no, and not answered	418 (95.4)
Q19h: “RMD (Fibromyalgia)”	3 categories: yes, no, and not answered	418 (95.4)
Q19i: “RMD (other)”	3 categories: yes, no, and not answered	418 (95.4)
Q19j: “RMD (not yet diagnosed)”	3 categories: yes, no, and not answered	418 (95.4)
Q19k: “RMD (do not know)”	3 categories: yes, no, and not answered	418 (95.4)
Q19l: “RMD (does not apply)”	3 categories: yes, no, and not answered	418 (95.4)
Q20: “How do you rate your health status?”	6 categories: very good, good, okay, bad, very bad, and not answered	417 (95.2)
Q21: “Are you in rheumatology treatment?”	4 categories: yes; no, I am a new patient; do not know; and not answered	426 (97.3)
Q23: “My place of residence is...”	5 categories: city (>100,000 inh ^d), town (20.000-100,000 inh), provincial town (5000-20,000 inh), rural area (<5000 inh), and not answered	420 (95.9)

^aQ: question.^bGP: general practitioner.^cyo: years old.^dinh: inhabitants.

Regression Analysis

Both Bayesian univariate and multivariate logistic regression analyses were applied to the data to determine which factors were associated with TM try (Q11) and TM wish (Q14), respectively. In total, 26 independent variables were considered in each univariate regression analysis (Table 1). For questions other than Q11, Q14, Q17, and Q18, missing values (no answer) were considered a new category in the univariate regression analysis [17]. For instance, Q4 (“Do you own an electronic device?”) previously had 2 categories but was considered with 3 (yes, no, and not answered) in the univariate regression analysis. For statistical analysis, all the categorical variables having >2 modalities (eg, “yes,” “no,” and “do not know”) were transformed into dummy or binary variables. For instance, Q4 was transformed into 3 dummy variables. Age was considered as both a continuous and categorical variable.

For each model, odds ratios (ORs) with 95% credible interval (CI) have been presented in Figures 1 and 2 and Multimedia Appendices 1-6. All the individual variables associated (positively or negatively) with TM try and TM wish in the Bayesian univariate analysis were analyzed in the later Bayesian multivariate analysis (model selection) after variable selection.

This variable selection was based on the region of practical equivalence (ROPE) percentage (ROPE%≤5) [18-20], and a subsequent selection was based first on the variance inflation factor (VIF) [21]. Collinear covariates, with a VIF >2.5, were excluded from the multivariate models [22]. Finally, the determinants of TM try and TM wish were identified using Bayesian model averaging (BMA) [23]. All the models were stratified by sex.

All the statistical analyses were performed using R software (version 4.1.2, R Core Team) for Windows (version 10, Microsoft Corporation). Bayesian estimation was performed using the *rstanarm* package (version 2.21.1) [24,25]. Weakly informative priors (default priors in *rstanarm*) were used. The default priors in *rstanarm* 2.21.1 are designed to be weakly informative. The Bayesian model adds priors (independent by default) to the coefficients of the generalized linear model. The Bayesian estimation was performed via the Markov chain Monte Carlo Bernoulli model, with 4 randomly initialized Markov chains, each for 2000 iterations (including a warm-up period of 1000 iterations that is discarded). BMA was performed using the *BMA* package (version 3.18.15) [26]. Regarding priors for BMA, we assumed that all candidate models were equally likely a priori (same prior weight).

Figure 1. Determinants of patients’ willingness to try telemedicine (TM try) or patients’ wish that their rheumatologists offer telemedicine services (TM wish) identified through the Bayesian model averaging analysis. GP: general practitioner; inh: inhabitants; Q: question; RMD: rheumatic and musculoskeletal disease.

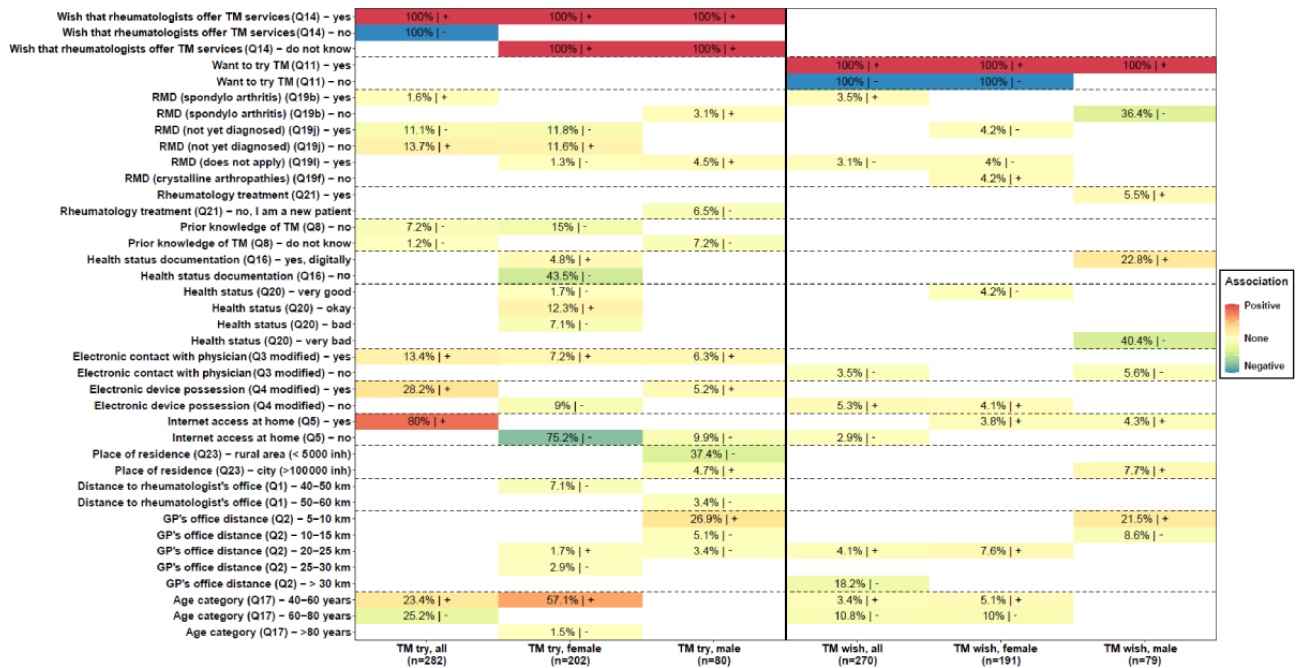
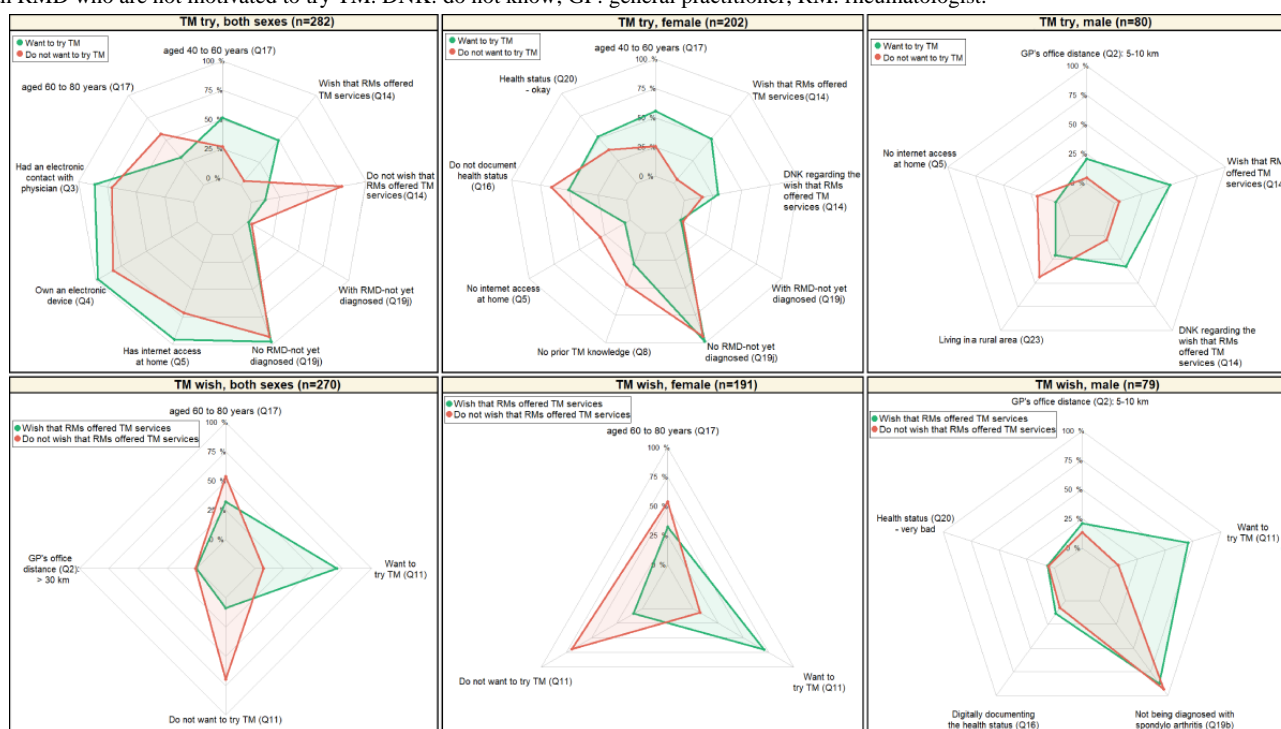


Figure 2. Profile of patients with rheumatic and musculoskeletal disease (RMD) who are motivated to try telemedicine (TM) versus that of patients with RMD who are not motivated to try TM. DNK: do not know; GP: general practitioner; RM: rheumatologist.



Ethical Considerations

Primary data collection was conducted in compliance with the current data protection regulations of the General Data Protection Regulation [27] and the Helsinki declaration. All the study participants were informed about the research project. Sending the questionnaire back to the study center was considered consent. Data were anonymized before analysis. The ethics committee of the Theodor Fontane Medical School in Brandenburg stated that no written consent was necessary owing to the noninterventional study design, which also applies to the secondary analysis.

Results

Population Characteristics

The response rate for the 26 questions ranged from 63.2% (277/438 for Q14) to 99.1% (434/438 for Q2, Q4, and Q5; Table 1). Among the 438 patients from the nationwide survey, 35.6% (n=156) were excluded from the TM try analysis because of missing data regarding age (n=16, 3.7%) or sex (n=13, 3%) or missing answer to Q11 (n=124, 28.3%). As for TM wish, a total of 168 (38.4%) patients were excluded from the analysis. Regardless of the analysis considered (TM try or TM wish), females represented 70.5% (n=309) of all the patients. In both TM try and TM wish analyses, rheumatoid arthritis was the most commonly represented RMD (143/282, 50.7% and 143/270, 53% of the patients, respectively), followed by

arthrosis (65/270, 24.1% and 74/282, 26.2%, respectively), other RMDs (47/282, 16.7% and 43/270, 16%, respectively), osteoporosis (41/282, 14% and 39/270, 14%, respectively), psoriatic arthritis (34/282, 12.1% to 40/270, 14.8%, respectively), and spondyloarthritis (18/270, 7% and 21/282, 7%, respectively).

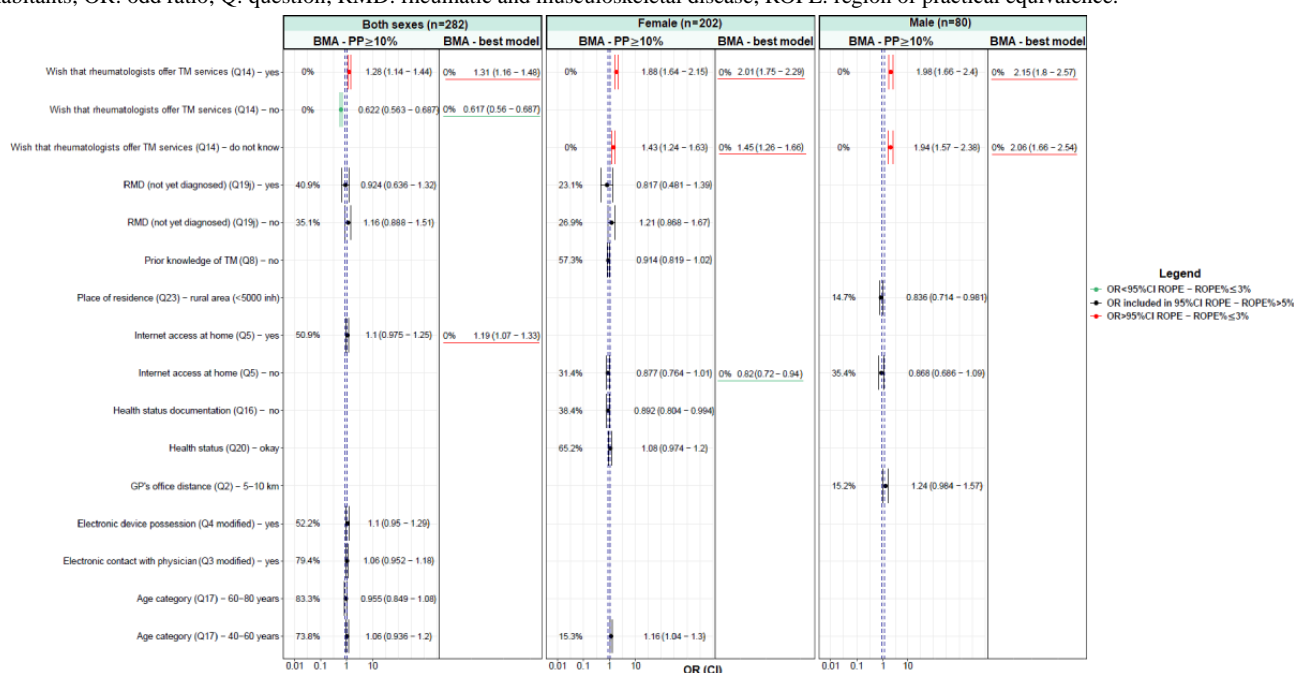
Bayesian Univariate Logistic Regression Analysis

Of the total 102 variables, 59 (57.8%) and 45 (44.1%) variables (answers to the 26 questions) were found to be positively or negatively associated (ROPE%≤5%) with TM try and TM wish, respectively (Multimedia Appendices 1-6). After removing collinear variables (VIF >2.5), a total of 32 (31.4%) and 22 (21.6%) variables were considered in the BMA analysis for TM try and TM wish, respectively.

BMA Analysis

A total of 6 BMA analyses were conducted, with 3 (both sexes, male and female) for TM try and 3 for TM wish. Figure 3 presents the factors identified through BMA for the 6 analyses. The value in each cell corresponds to the posterior probability that the considered variable is nonzero (in percentage). The darker the color, the higher the posterior probability percentage. Cells with colors from light yellow to red and the “+” sign refer to factors positively associated with TM try or TM wish. By contrast, cells with colors from light green to dark blue and the “-” sign refer to factors negatively associated with TM try or TM wish. Only variables with a posterior probability of ≥10% were considered determinant factors.

Figure 3. Bayesian multivariate logistic regression regarding patients' willingness to try telemedicine (TM try)—results for variables with a posterior probability (PP) of $\geq 10\%$ and for the best model identified with Bayesian model averaging (BMA). CI: credible interval; GP: general practitioner; inh: inhabitants; OR: odd ratio; Q: question; RMD: rheumatic and musculoskeletal disease; ROPE: region of practical equivalence.



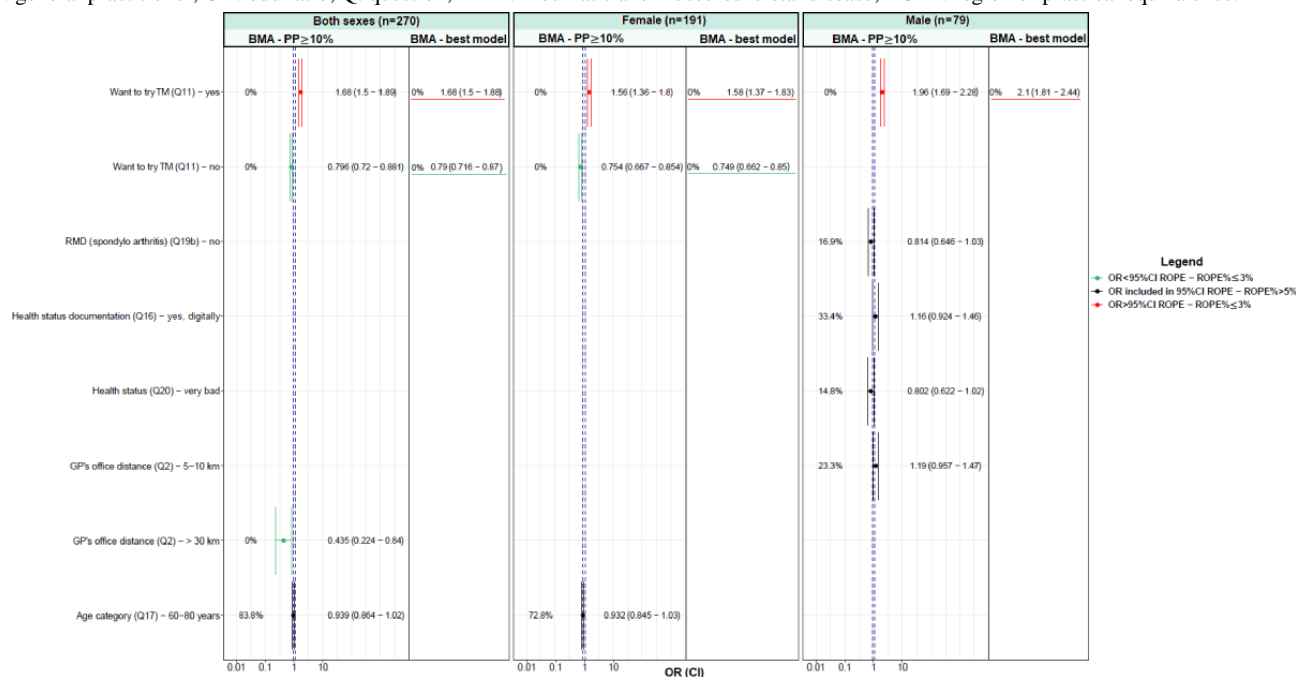
Regarding TM try, a total of 16 determinant factors were identified. Wishing that TM services were offered by a rheumatologist, having internet access at home, indicating a sufficient health status, residing 5 to 10 km away from the general practitioner's (GP's) office, being diagnosed with an RMD, owning an electronic device, having prior electronic contact with a physician, and being aged 40 to 60 years were positively associated with TM try. By contrast, not wishing that TM services were offered by a rheumatologist, not yet being diagnosed with an RMD, having no prior knowledge of TM, leaving in a rural area, not having internet access at home, not documenting one's health status, not owning an electronic device, and being aged 60 to 80 years were negatively associated with TM try.

Regarding TM wish, a total of 8 determinant factors were identified. Wanting to try TM, living in a city, digitally documenting one's health status, and residing 5 to 10 km away from the GP's office were positively associated with TM wish. By contrast, not wanting to try TM, not being diagnosed with spondyloarthritis, stating to have a very bad health status, residing >30 km away from the GP's office, and being aged 60 to 80 years were negatively associated with TM wish.

Determinant factors identified with BMA (variables with a posterior probability of $\geq 10\%$) were used to establish the profile of patients with RMD who were motivated to use TM (TM try and TM wish) and that of patients with RMD who were not motivated to use TM. Figure 4 presents the profiles identified per sex. The variables displayed on the spider or radar chart

correspond to the factors selected using BMA that had a posterior probability of $\geq 10\%$. The percentages refer to the percentage of patients with the answer specified for each question. For instance, 100% (the outer circular line, the farthest from the radar center) indicates that all patients answered the considered question with the specified answer (eg, being aged 40 to 60 years). By contrast, 0% (the inner circular line, the closest to the center) indicates that no patient chose the specified answer for the considered question (eg, being aged <20 years). The points indicate for each question the percentage of patients who chose the specified answer. Green points and lines refer to patients who wanted to try TM or wished that TM services were offered by their rheumatologists. Red points and lines correspond to patients who did not want to try TM and did not wish that TM services were offered by their rheumatologist. For each question, there were 3 possible situations. When the green and red points overlap (were similar), it means that there was no difference between patients whether they were motivated or not to use TM, and the proportion of similar answers were high. When the green point is higher (higher percentage) than the red point, it indicates that the patients motivated to use TM chose the specified answer more often than those not motivated to use TM, which means that this factor (answer to the question) had a positive impact on TM try or TM wish. Finally, when the green point is lower (lower percentage) than the red point, it indicates that the patients motivated to use TM chose the specified answer less often than those not motivated to use TM, which means that this factor (answer to the question) had a negative impact on TM try or TM wish.

Figure 4. Bayesian multivariate logistic regression regarding patients' wish that their rheumatologists offer telemedicine services (TM wish)—results for variables with a posterior probability (PP) of $\geq 10\%$ and for the best model identified with Bayesian model averaging (BMA). CI: credible interval; GP: general practitioner; OR: odd ratio; Q: question; RMD: rheumatic and musculoskeletal disease; ROPE: region of practical equivalence.



Figures 1 and 2 present the results of the Bayesian multivariate logistic regression analysis considering the determinant factors (variables with a posterior probability of $\geq 10\%$) as well as the best model identified using BMA for TM try and TM wish, respectively.

Regarding TM try (Figure 1), the patients who wished that TM services were offered by their rheumatologists, those who did not know whether they wished that TM services were offered by their rheumatologist, and those who had internet access at home were associated with the willingness to try TM. By contrast, the patients who did not wish that TM services were offered by their rheumatologists were associated with less willingness to try TM.

Regarding TM wish (Figure 2), the patients who did not want to try TM and lived >30 km away from their GP's office were associated with less desire for their rheumatologists to offer TM services. By contrast, the patients who wanted to try TM were associated with a greater desire for their rheumatologists to offer TM services.

In Figure 1, the percentage indicates the ROPE percentage, that is, the probability that the considered credible factor values are not negligible. The dashed lines indicate the ROPE 95% CI.

If the OR 95% CI is included (ROPE% > 97.5%) in the ROPE 95% CI (dashed blue vertical lines), it means that there was no relationship between the considered factor and TM try. If the ROPE% is $\leq 3\%$, it means that the factor was significant for explaining TM try; otherwise, it was not (in black). When the ROPE% is $\leq 3\%$ and the OR is inferior to the ROPE 95%, the considered factor had a significant negative effect on TM try (in green). By contrast, when the ROPE% is $\leq 3\%$ and the OR is superior to the ROPE 95%, the considered factor had a significant positive effect on TM try (in red).

In Figure 2, the percentage indicates the ROPE percentage, that is, the probability that the considered credible factor values are not negligible. The dashed lines indicate the ROPE 95% CI.

If the OR 95% CI is included (ROPE% > 97.5%) in the ROPE 95% CI (dashed blue vertical lines), it means that there was no relationship between the considered factor and TM wish. If the ROPE% is $\leq 3\%$, it means that the factor was significant for explaining TM wish, otherwise, it was not (in black). When the ROPE% is $\leq 3\%$ and the OR is inferior to the ROPE 95%, the considered factor had a significant negative effect on TM wish (in green). By contrast, when the ROPE% is $\leq 3\%$ and the OR is superior to the ROPE 95%, the considered factor had a significant positive effect on TM wish (in red).

Discussion

We performed a secondary analysis using data from a German nationwide cross-sectional survey among patients with RMD [8]. Our objective was to identify the factors associated with TM try and TM wish to enable more effective TM strategies.

Principal Findings

Our results revealed that the factors determining the motivation of patients with RMD toward using TM were multidimensional. The patients who wanted to try TM more frequently owned an electronic device, more often had internet access at home, and were aged between 40 and 60 years. The patients who did not want to try TM more often lived in rural areas, had less access to the internet at home, had no prior knowledge of TM, and did not document their health status. These results suggest that TM could cause a digital divide and is currently not supporting those who will benefit the most from it, such as patients who have to travel long distances and those who are not in a good health status. The patients who wished that TM services were offered by their rheumatologists were more often willing to try TM. By

contrast, the patients who did not wish that TM services were offered by their rheumatologists were more often aged 60 to 80 years, living >30 km away from their GP's office, in a bad health status, not being diagnosed with spondyloarthritis, and not willing to try TM.

Comparison With Prior Work

To the best of our knowledge, this is the first study to analyze the specific factors influencing the motivation among German patients with RM to implement TM. The presented findings might inform public and private stakeholders to guide TM implementation strategies.

Our results indicated that especially in remote areas, where TM is considered to have the largest impact on health care delivery [28-30], patients with RMD are not motivated to use TM. Clearly, this is also linked to the regional technical infrastructure, specifically internet access, which is still inadequate and a major challenge in several remote regions in Germany [8]. In fact, our results underline that not only the availability of infrastructure but also the individual possession of technical equipment determines the willingness to implement TM. Those who do not possess technical devices will not use TM. These findings are in line with previous studies from other medical domains pointing to the digital divide and the danger of socioeconomic inequalities in the use of eHealth [31-33]. Furthermore, our data confirm a demographic divide in the use of eHealth and mobile health [32,34]: patients aged between 40 and 60 years were more willing to try TM, whereas those aged 60 to 80 years did not want their rheumatologists to offer them TM. Furthermore, similar to the corresponding finding among physicians [16], the knowledge of TM was an important determinant of TM try. In line with our results, Tennant et al [35] showed that being younger, using more electronic devices, and possessing a higher level of education positively influences eHealth literacy. Similarly, Knitza et al recently reported that being younger positively correlates with higher eHealth literacy [36] and higher usability ratings [37] among patients with RMD.

Implications

Our results demonstrate that many patients with RMD will not have access to TM without further support. This is particularly problematic, as TM is expected to reduce the rheumatology workforce shortage and is, thus, increasingly implemented in rheumatology care delivery [38]. Provided that the digital transition [39] in rheumatology care continues, specific patient groups could be excluded from quality health care: older patients, those living in rural areas, those without adequate internet access, and those not possessing electronic devices because of lack of economic endowment. These patient groups require support for the use of digital rheumatology care. We strongly support the provision of high-quality and low-threshold information and support services for patients to transfer the knowledge of TM and digital health. Health insurance companies, patient organizations, and adult education centers could play a central role in this. In addition, Dahlhausen et al [40] recently pointed out that physicians are the most important in promoting TM (digital therapeutics) use among patients. However, in the secondary analysis of factors associated with TM use among general practitioners and rheumatologists, we

found that characteristics similar to those in patients with RMD, specifically the lack of prior TM knowledge, age (51 to 60 years), and being located in rural areas, hamper physicians from using TM [16]. Programs to promote digital health competencies in rural areas could thus benefit from the involvement of both professional and patient organizations, thereby allowing interaction on optimal use, regional needs, and user preferences toward TM. However, financial incentives for physicians to promote TM are lacking: more than half of the participants of a nationwide survey among physicians reported poor reimbursement as a key barrier to the implementation of TM [7]. Concurrently, only 4% (25/675) of the patients with RMD surveyed in the initial study [8] reported that they were willing to pay for TM out of their pocket. This underlines the need for innovative reimbursement models that adequately compensate the TM and digital health services in Germany.

However, even as TM becomes fully entrenched into standard health care delivery, patients who are not willing or unable to use TM must continue to have the option of receiving traditional, nondigital health-supported care. Therefore, we support the approach by Kulcsar et al [41] of using a triage mechanism to ensure that patients are appropriately paired with the proper type of rheumatology care in the future.

Limitations

The primary data on which this analysis was based were collected until December 30, 2019, that is, shortly before the SARS-CoV-2 outbreak in Germany (January 27, 2020). Owing to the need to reduce physical contact and thus minimize the risk of infection, the use of TM initially received a major uptake in global health care delivery [13]. Hence, more patients with RMD and likely other subgroups would have tried TM by now [42]. A replication of the initial survey is essential to examine whether and how the identified factors have changed. In addition, the limitations of the primary data still apply [8]. These are primarily the high potential for self-selection and nonresponse bias. In addition, we cannot exclude a selection bias because individuals with missing data regarding age (16/438, 3.7%) or sex (13/438, 3%) were excluded from this analysis. However, the missing data for each variable of interest represented less than 10% of the total data. According to Langkamp et al [43], in this situation, the introduced bias is slight.

Sex skewness, with 70.5% (309/438) of the population studied being females, could be a limitation. However, to address this potential limitation, the analyses were stratified based on sex to identify potential sex differences related to TM try and TM wish. In addition, females are more often affected by RMDs than males [44]; therefore, the data roughly reflect the sex ratio in the target population.

In statistical analyses, we used a Bayesian approach to conduct a secondary analysis of the aforementioned survey. A practical limitation of the Bayesian approach is that it requires the specification of prior distributions on both the parameters of each model and distribution of the models themselves. As we had no a priori assumption, we used weakly informative priors. Choosing another prior distribution may have had a substantial influence on the outcome [45,46]. Regarding variable selection,

a widespread approach consisting of including significant variables from the univariate analysis in a multivariate analysis was carried out [47,48]. To be more accurate, all the individual variables associated (positively or negatively) with TM try or TM wish in the Bayesian univariate analysis were selected based on the ROPE percentage ($\text{ROPE}\% \leq 5\%$). A ROPE-only decision rule was used, as suggested in other works [18-20]. Choosing a different ROPE percentage threshold may have yielded different results. Then, we performed a conservative selection based on VIF ($\text{VIF} \leq 2.5$) to deal with potential variable multicollinearity. Finally, we used the remaining variables with BMA for model selection and the identification of determinants. BMA was chosen in particular because it reduces

overconfidence and is relatively robust against model misspecification [43,49-51]. Markov chain Monte Carlo was used to deal with the intractable computational challenge of BMA that comes from the candidate model enumeration [52].

Conclusions

Specific subgroups of patients with RMD will not have access to TM or motivation for TM use without further support. These are older patients, those living in rural areas, those without adequate internet access, those in a bad health status, and those not possessing electronic devices owing to a lack of economic endowment. We strongly support the provision of high-quality and low-threshold information and support services for patients to foster TM use.

Acknowledgments

The authors would like to thank the survey participants, their teams, and all other supporters of TeleRheumaBB. They also owe special gratitude to KV Consult- und Managementgesellschaft mbH, which initiated the study in the first place.

This study is part of the PhD thesis of FM (AGEIS, Université Grenoble Alpes, Grenoble, France).

This work was supported by the French National Research Agency (France) under the framework of the Investissements d'avenir program (ANR-10-AIRT-05 and ANR-15-IDEX-02). This publication was funded by the Brandenburg Medical School Open Access Publication Fund supported by the German Research Association. The sponsors had no involvement in the review or approval of the manuscript for publication. This work forms a part of a broader transnational and interdisciplinary collaboration between Université Grenoble Alpes (France), Universitätsklinikum Erlangen-Nürnberg (Germany), and Brandenburg Medical School (Germany).

Authors' Contributions

FM had full access to all the data in the study and takes responsibility for the integrity of the data and accuracy of the data analysis. FM, JK, NV, and PP conceptualized and designed the study. FM, MW, and NV were involved in the acquisition of data. FM, JK, NV, and PP were involved in the analysis and interpretation of data. All the authors were involved in drafting the manuscript and critically revising it for important intellectual content, and they approved the final version of the manuscript to be submitted for publication.

Conflicts of Interest

None declared.

Multimedia Appendix 1

Bayesian univariate logistic regression—relationship between patients' willingness to try telemedicine (TM try) and patient characteristics—part 1. GP: general practitioner; Q: question; ROPE: region of practical equivalence.

[[PNG File , 386 KB-Multimedia Appendix 1](#)]

Multimedia Appendix 2

Bayesian univariate logistic regression—relationship between patients' willingness to try telemedicine (TM try) and patient characteristics—part 2. Q: question; ROPE: region of practical equivalence.

[[PNG File , 306 KB-Multimedia Appendix 2](#)]

Multimedia Appendix 3

Bayesian univariate logistic regression—relationship between patients' willingness to try telemedicine (TM try) and patient characteristics—part 3. Q: question; RMD: rheumatic and musculoskeletal disease; ROPE: region of practical equivalence.

[[PNG File , 405 KB-Multimedia Appendix 3](#)]

Multimedia Appendix 4

Bayesian univariate logistic regression—relationship between patients' wish that their rheumatologists offer telemedicine services (TM wish) and patient characteristics—part 1. GP: general practitioner.

[[PNG File , 303 KB-Multimedia Appendix 4](#)]

Multimedia Appendix 5

Bayesian univariate logistic regression—relationship between patients' wish that their rheumatologists offer telemedicine services (TM wish) and patient characteristics—part 2. Q: question; RMD: rheumatic and musculoskeletal disease; ROPE: region of practical equivalence.

[[PNG File , 399 KB-Multimedia Appendix 5](#)]

Multimedia Appendix 6

Bayesian univariate logistic regression—relationship between patients' wish that their rheumatologists offer telemedicine services (TM wish) and patient characteristics—part 3. TM: Telemedicine; Q: question; ROPE: region of practical equivalence.

[[PNG File , 296 KB-Multimedia Appendix 6](#)]

References

1. WMA Statement on the Ethics of Telemedicine. World Medical Association. 2018. URL: <https://www.wma.net/policies-post/wma-statement-on-the-ethics-of-telemedicine/> [accessed 2022-07-08]
2. Sebbag E, Felten R, Sagez F, Sibilia J, Devilliers H, Arnaud L. The world-wide burden of musculoskeletal diseases: a systematic analysis of the World Health Organization Burden of Diseases Database. *Ann Rheum Dis* 2019 Jun;78(6):844-848. [doi: [10.1136/annrheumdis-2019-215142](https://doi.org/10.1136/annrheumdis-2019-215142)] [Medline: [30987966](https://pubmed.ncbi.nlm.nih.gov/30987966/)]
3. Al Maini M, Adelowo F, Al Saleh J, Al Weshahi Y, Burmester GR, Cutolo M, et al. The global challenges and opportunities in the practice of rheumatology: white paper by the World Forum on Rheumatic and Musculoskeletal Diseases. *Clin Rheumatol* 2015 May;34(5):819-829 [FREE Full text] [doi: [10.1007/s10067-014-2841-6](https://doi.org/10.1007/s10067-014-2841-6)] [Medline: [25501633](https://pubmed.ncbi.nlm.nih.gov/25501633/)]
4. Ward IM, Schmidt TW, Lappan C, Battafarano DF. How critical is tele-medicine to the rheumatology workforce? *Arthritis Care Res (Hoboken)* 2016 Oct;68(10):1387-1389 [FREE Full text] [doi: [10.1002/acr.22853](https://doi.org/10.1002/acr.22853)] [Medline: [26866514](https://pubmed.ncbi.nlm.nih.gov/26866514/)]
5. Piga M, Cangemi I, Mathieu A, Cauli A. Telemedicine for patients with rheumatic diseases: systematic review and proposal for research agenda. *Semin Arthritis Rheum* 2017 Aug;47(1):121-128. [doi: [10.1016/j.semarthrit.2017.03.014](https://doi.org/10.1016/j.semarthrit.2017.03.014)] [Medline: [28420491](https://pubmed.ncbi.nlm.nih.gov/28420491/)]
6. McDougall JA, Ferucci ED, Glover J, Fraenkel L. Telerheumatology: a systematic review. *Arthritis Care Res (Hoboken)* 2017 Oct;69(10):1546-1557 [FREE Full text] [doi: [10.1002/acr.23153](https://doi.org/10.1002/acr.23153)] [Medline: [27863164](https://pubmed.ncbi.nlm.nih.gov/27863164/)]
7. Muehlensiepen F, Knitza J, Marquardt W, Engler J, Hueber A, Welcker M. Acceptance of telerheumatology by rheumatologists and general practitioners in Germany: nationwide cross-sectional survey study. *J Med Internet Res* 2021 Mar 29;23(3):e23742 [FREE Full text] [doi: [10.2196/23742](https://doi.org/10.2196/23742)] [Medline: [33690147](https://pubmed.ncbi.nlm.nih.gov/33690147/)]
8. Muehlensiepen F, Knitza J, Marquardt W, May S, Krusche M, Hueber A, et al. Opportunities and barriers of telemedicine in rheumatology: a participatory, mixed-methods study. *Int J Environ Res Public Health* 2021 Dec 13;18(24):13127 [FREE Full text] [doi: [10.3390/ijerph182413127](https://doi.org/10.3390/ijerph182413127)] [Medline: [34948737](https://pubmed.ncbi.nlm.nih.gov/34948737/)]
9. Bruch D, Muehlensiepen F, Alexandrov A, Konstantinova Y, Voß K, Ronckers C, et al. The impact of the COVID-19 pandemic on professional practice and patient volume in medical practices: a survey among German physicians and psychotherapists. *Z Evid Fortbild Qual Gesundheitswes* 2021 Nov;166:27-35 [FREE Full text] [doi: [10.1016/j.zefq.2021.08.001](https://doi.org/10.1016/j.zefq.2021.08.001)] [Medline: [34474990](https://pubmed.ncbi.nlm.nih.gov/34474990/)]
10. Richter JG, Chehab G, Reiter J, Aries P, Muehlensiepen F, Welcker M, et al. Evaluation of the use of video consultation in German rheumatology care before and during the COVID-19 pandemic. *Front Med (Lausanne)* 2022 Nov 25;9:1052055 [FREE Full text] [doi: [10.3389/fmed.2022.1052055](https://doi.org/10.3389/fmed.2022.1052055)] [Medline: [36507506](https://pubmed.ncbi.nlm.nih.gov/36507506/)]
11. Portnoy J, Waller M, Elliott T. Telemedicine in the era of COVID-19. *J Allergy Clin Immunol Pract* 2020 May;8(5):1489-1491 [FREE Full text] [doi: [10.1016/j.jaip.2020.03.008](https://doi.org/10.1016/j.jaip.2020.03.008)] [Medline: [32220575](https://pubmed.ncbi.nlm.nih.gov/32220575/)]
12. Smith AC, Thomas E, Snoswell CL, Haydon H, Mehrotra A, Clemensen J, et al. Telehealth for global emergencies: implications for coronavirus disease 2019 (COVID-19). *J Telemed Telecare* 2020 Jun;26(5):309-313 [FREE Full text] [doi: [10.1177/1357633X20916567](https://doi.org/10.1177/1357633X20916567)] [Medline: [32196391](https://pubmed.ncbi.nlm.nih.gov/32196391/)]
13. Omboni S, Padwal RS, Alessa T, Benczúr B, Green BB, Hubbard I, et al. The worldwide impact of telemedicine during COVID-19: current evidence and recommendations for the future. *Connect Health* 2022 Jan 04;1:7-35 [FREE Full text] [doi: [10.20517/ch.2021.03](https://doi.org/10.20517/ch.2021.03)] [Medline: [35233563](https://pubmed.ncbi.nlm.nih.gov/35233563/)]
14. El Aoufy K, Melis MR, Bellando Randone S, Blagojevic J, Bartoli F, Fiori G, et al. The positive side of the coin: Sars-Cov-2 pandemic has taught us how much Telemedicine is useful as standard of care procedure in real life. *Clin Rheumatol* 2022 Feb;41(2):573-579 [FREE Full text] [doi: [10.1007/s10067-021-05975-2](https://doi.org/10.1007/s10067-021-05975-2)] [Medline: [34739619](https://pubmed.ncbi.nlm.nih.gov/34739619/)]
15. Mangiapane S, Zhu L, Czihal T, von Stillfried D. Veränderung der vertragsärztlichen Leistungsanspruchnahme während der COVID-Krise. Zentralinstitut für die kassenärztliche Versorgung. 2020. URL: https://www.zi.de/fileadmin/images/content/Publikationen/Trendreport_3_Leistungsanspruchnahme_COVID_final.pdf [accessed 2022-07-08]

16. Muehlensiepen F, Petit P, Knitza J, Welcker M, Vuillerme N. Factors associated with telemedicine use among German general practitioners and rheumatologists: secondary analysis of data from a nationwide survey. *J Med Internet Res* 2022 Nov 30;24(11):e40304 [FREE Full text] [doi: [10.2196/40304](https://doi.org/10.2196/40304)] [Medline: [36449333](https://pubmed.ncbi.nlm.nih.gov/36449333/)]
17. Sperrin M, Martin GP, Sisk R, Peek N. Missing data should be handled differently for prediction than for description or causal explanation. *J Clin Epidemiol* 2020 Sep;125:183-187. [doi: [10.1016/j.jclinepi.2020.03.028](https://doi.org/10.1016/j.jclinepi.2020.03.028)] [Medline: [32540389](https://pubmed.ncbi.nlm.nih.gov/32540389/)]
18. Kruschke JK. Rejecting or accepting parameter values in Bayesian estimation. *Adv Methods Pract Psychol Sci* 2018 May 08;1(2):270-280. [doi: [10.1177/2515245918771304](https://doi.org/10.1177/2515245918771304)]
19. Makowski D, Ben-Shachar MS, Chen SH, Lüdtke D. Indices of effect existence and significance in the Bayesian framework. *Front Psychol* 2019 Dec 10;10:2767 [FREE Full text] [doi: [10.3389/fpsyg.2019.02767](https://doi.org/10.3389/fpsyg.2019.02767)] [Medline: [31920819](https://pubmed.ncbi.nlm.nih.gov/31920819/)]
20. Schwaferts P, Augustin T. Bayesian Decisions using Regions of Practical Equivalence (ROPE): Foundations. Technical Report Number 235. Department of Statistics, University of Munich. 2020. URL: <https://epub.ub.uni-muenchen.de/74222/1/TR%20ROPE%20BHD1%20SUBMITTED.pdf> [accessed 2022-12-30]
21. Midi H, Sarkar SK, Rana S. Collinearity diagnostics of binary logistic regression model. *J Interdisc Math* 2010 Jun;13(3):253-267. [doi: [10.1080/09720502.2010.10700699](https://doi.org/10.1080/09720502.2010.10700699)]
22. Zuur AF, Iono EN, Elphick CS. A protocol for data exploration to avoid common statistical problems. *Methods Ecol Evol* 2010 Mar;1(1):3-14. [doi: [10.1111/j.2041-210X.2009.00001.x](https://doi.org/10.1111/j.2041-210X.2009.00001.x)]
23. Depaoli S, Lai K, Yang Y. Bayesian model averaging as an alternative to model selection for multilevel models. *Multivariate Behav Res* 2021;56(6):920-940. [doi: [10.1080/00273171.2020.1778439](https://doi.org/10.1080/00273171.2020.1778439)] [Medline: [32619364](https://pubmed.ncbi.nlm.nih.gov/32619364/)]
24. Brilleman S, Crowther M, Moreno-Betancur M, Buros Novik J, Wolfe R. StanCon - Joint longitudinal and time-to-event models via Stan. GitHub. 2018. URL: https://github.com/stan-dev/stancon_talks/ [accessed 2022-06-10]
25. Goodrich B, Gabry J, Ali I, Brilleman S. rstanarm: Bayesian applied regression modeling via Stan. R package version 2.21.1. 2020. URL: <https://mc-stan.org/rstanarm> [accessed 2022-07-08]
26. Raftery A, Hoeting J, Volinsky C, Painter I, Yeung K. BMA: Bayesian Model Averaging. Package for Bayesian model averaging and variable selection for linear models, generalized linear models and survival models (cox regression). 2021. Version 3.18.15. GitHub. 2021. URL: <https://github.com/hanase/BMA> [accessed 2022-06-10]
27. The European Parliament and the Council of the European Union. Consolidated text: Regulation (EU) 2016/679 of the European Parliament and of the Council of 27 April 2016 on the protection of natural persons with regard to the processing of personal data and on the free movement of such data, and repealing Directive 95/46/EC (General Data Protection Regulation) (Text with EEA relevance). EUR-Lex. URL: <https://eur-lex.europa.eu/eli/reg/2016/679/2016-05-04> [accessed 2023-01-21]
28. Orlando JF, Beard M, Kumar S. Systematic review of patient and caregivers' satisfaction with telehealth videoconferencing as a mode of service delivery in managing patients' health. *PLoS One* 2019 Aug 30;14(8):e0221848 [FREE Full text] [doi: [10.1371/journal.pone.0221848](https://doi.org/10.1371/journal.pone.0221848)] [Medline: [31469865](https://pubmed.ncbi.nlm.nih.gov/31469865/)]
29. Tsou C, Robinson S, Boyd J, Jamieson A, Blakeman R, Yeung J, et al. Effectiveness of telehealth in rural and remote emergency departments: systematic review. *J Med Internet Res* 2021 Nov 26;23(11):e30632 [FREE Full text] [doi: [10.2196/30632](https://doi.org/10.2196/30632)] [Medline: [34842537](https://pubmed.ncbi.nlm.nih.gov/34842537/)]
30. Butzner M, Cuffee Y. Telehealth interventions and outcomes across rural communities in the United States: narrative review. *J Med Internet Res* 2021 Aug 26;23(8):e29575 [FREE Full text] [doi: [10.2196/29575](https://doi.org/10.2196/29575)] [Medline: [34435965](https://pubmed.ncbi.nlm.nih.gov/34435965/)]
31. Hansen AH, Bradway M, Broz J, Claudi T, Henriksen Ø, Wangberg SC, et al. Inequalities in the use of eHealth between socioeconomic groups among patients with type 1 and type 2 diabetes: cross-sectional study. *J Med Internet Res* 2019 May 29;21(5):e13615 [FREE Full text] [doi: [10.2196/13615](https://doi.org/10.2196/13615)] [Medline: [31144669](https://pubmed.ncbi.nlm.nih.gov/31144669/)]
32. Kontos E, Blake KD, Chou WY, Prestin A. Predictors of eHealth usage: insights on the digital divide from the Health Information National Trends Survey 2012. *J Med Internet Res* 2014 Jul 16;16(7):e172 [FREE Full text] [doi: [10.2196/jmir.3117](https://doi.org/10.2196/jmir.3117)] [Medline: [25048379](https://pubmed.ncbi.nlm.nih.gov/25048379/)]
33. Latulippe K, Hamel C, Giroux D. Social health inequalities and eHealth: a literature review with qualitative synthesis of theoretical and empirical studies. *J Med Internet Res* 2017 Apr 27;19(4):e136 [FREE Full text] [doi: [10.2196/jmir.6731](https://doi.org/10.2196/jmir.6731)] [Medline: [28450271](https://pubmed.ncbi.nlm.nih.gov/28450271/)]
34. Vossen D, Knitza J, Klemm P, Haase I, Mucke J, Kernder A, et al. [Acceptance of video consultation among patients with inflammatory rheumatic diseases depends on gender and location-Results of an online survey among patients and physicians]. *Z Rheumatol (forthcoming)* 2021 Aug 27;1-5 [FREE Full text] [doi: [10.1007/s00393-021-01052-w](https://doi.org/10.1007/s00393-021-01052-w)] [Medline: [34448915](https://pubmed.ncbi.nlm.nih.gov/34448915/)]
35. Tennant B, Stelfox M, Dodd V, Chaney B, Chaney D, Paige S, et al. eHealth literacy and Web 2.0 health information seeking behaviors among baby boomers and older adults. *J Med Internet Res* 2015 Mar 17;17(3):e70 [FREE Full text] [doi: [10.2196/jmir.3992](https://doi.org/10.2196/jmir.3992)] [Medline: [25783036](https://pubmed.ncbi.nlm.nih.gov/25783036/)]
36. Knitza J, Simon D, Lambrecht A, Raab C, Tascilar K, Hagen M, et al. Mobile health usage, preferences, barriers, and eHealth literacy in rheumatology: patient survey study. *JMIR Mhealth Uhealth* 2020 Aug 12;8(8):e19661 [FREE Full text] [doi: [10.2196/19661](https://doi.org/10.2196/19661)] [Medline: [32678796](https://pubmed.ncbi.nlm.nih.gov/32678796/)]
37. Knitza J, Muehlensiepen F, Ignatyev Y, Fuchs F, Mohn J, Simon D, et al. Patient's perception of digital symptom assessment technologies in rheumatology: results from a multicentre study. *Front Public Health* 2022 Feb 22;10:844669 [FREE Full text] [doi: [10.3389/fpubh.2022.844669](https://doi.org/10.3389/fpubh.2022.844669)] [Medline: [35273944](https://pubmed.ncbi.nlm.nih.gov/35273944/)]

38. Miloslavsky EM, Bolster MB. Addressing the rheumatology workforce shortage: a multifaceted approach. *Semin Arthritis Rheum* 2020 Aug;50(4):791-796 [FREE Full text] [doi: [10.1016/j.semarthrit.2020.05.009](https://doi.org/10.1016/j.semarthrit.2020.05.009)] [Medline: [32540672](https://pubmed.ncbi.nlm.nih.gov/32540672/)]
39. Muehlensiepen F, Kurkowski S, Krusche M, Mucke J, Prill R, Heinze M, et al. Digital health transition in rheumatology: a qualitative study. *Int J Environ Res Public Health* 2021 Mar 05;18(5):2636 [FREE Full text] [doi: [10.3390/ijerph18052636](https://doi.org/10.3390/ijerph18052636)] [Medline: [33807952](https://pubmed.ncbi.nlm.nih.gov/33807952/)]
40. Dahlhausen F, Zinner M, Bieske L, Ehlers JP, Boehme P, Fehring L. There's an app for that, but nobody's using it: insights on improving patient access and adherence to digital therapeutics in Germany. *Digit Health* 2022 Jul 3;8:20552076221104672 [FREE Full text] [doi: [10.1177/20552076221104672](https://doi.org/10.1177/20552076221104672)] [Medline: [35811758](https://pubmed.ncbi.nlm.nih.gov/35811758/)]
41. Kulcsar Z, Albert D, Ercolano E, Mecchella JN. Telerheumatology: a technology appropriate for virtually all. *Semin Arthritis Rheum* 2016 Dec;46(3):380-385. [doi: [10.1016/j.semarthrit.2016.05.013](https://doi.org/10.1016/j.semarthrit.2016.05.013)] [Medline: [27395561](https://pubmed.ncbi.nlm.nih.gov/27395561/)]
42. Peine A, Paffenholz P, Martin L, Dohmen S, Marx G, Loosen SH. Telemedicine in Germany during the COVID-19 pandemic: multi-professional national survey. *J Med Internet Res* 2020 Aug 05;22(8):e19745 [FREE Full text] [doi: [10.2196/19745](https://doi.org/10.2196/19745)] [Medline: [32568724](https://pubmed.ncbi.nlm.nih.gov/32568724/)]
43. Langkamp DL, Lehman A, Lemeshow S. Techniques for handling missing data in secondary analyses of large surveys. *Acad Pediatr* 2010;10(3):205-210 [FREE Full text] [doi: [10.1016/j.acap.2010.01.005](https://doi.org/10.1016/j.acap.2010.01.005)] [Medline: [20338836](https://pubmed.ncbi.nlm.nih.gov/20338836/)]
44. van Vollenhoven RF. Sex differences in rheumatoid arthritis: more than meets the eye. *BMC Med* 2009 Mar 30;7:12 [FREE Full text] [doi: [10.1186/1741-7015-7-12](https://doi.org/10.1186/1741-7015-7-12)] [Medline: [19331649](https://pubmed.ncbi.nlm.nih.gov/19331649/)]
45. Hinne M, Gronau QF, van den Bergh D, Wagenmakers EJ. A conceptual introduction to Bayesian model averaging. *Adv Methods Pract Psychol Sci* 2020 Jun 02;3(2):200-215. [doi: [10.1177/2515245919898657](https://doi.org/10.1177/2515245919898657)]
46. Wagenmakers EJ, Marsman M, Jamil T, Ly A, Verhagen J, Love J, et al. Bayesian inference for psychology. Part I: theoretical advantages and practical ramifications. *Psychon Bull Rev* 2018 Feb;25(1):35-57 [FREE Full text] [doi: [10.3758/s13423-017-1343-3](https://doi.org/10.3758/s13423-017-1343-3)] [Medline: [28779455](https://pubmed.ncbi.nlm.nih.gov/28779455/)]
47. Alpoim PN, Godoi LC, Pinheiro MD, Freitas LG, Carvalho MD, Dusse LM. The unexpected beneficial role of smoking in preeclampsia. *Clin Chim Acta* 2016 Aug 01;459:105-108. [doi: [10.1016/j.cca.2016.05.030](https://doi.org/10.1016/j.cca.2016.05.030)] [Medline: [27259465](https://pubmed.ncbi.nlm.nih.gov/27259465/)]
48. Dabi Y, El Mrini M, Duquesnes I, Delongchamps NB, Sibony M, Zerbib M, et al. Impact of body mass index on the oncological outcomes of patients treated with radical nephroureterectomy for upper tract urothelial carcinoma. *World J Urol* 2018 Jan;36(1):65-71. [doi: [10.1007/s00345-017-2095-4](https://doi.org/10.1007/s00345-017-2095-4)] [Medline: [29032451](https://pubmed.ncbi.nlm.nih.gov/29032451/)]
49. Genell A, Nemes S, Steineck G, Dickman PW. Model selection in medical research: a simulation study comparing Bayesian model averaging and stepwise regression. *BMC Med Res Methodol* 2010 Dec 06;10:108 [FREE Full text] [doi: [10.1186/1471-2288-10-108](https://doi.org/10.1186/1471-2288-10-108)] [Medline: [21134252](https://pubmed.ncbi.nlm.nih.gov/21134252/)]
50. Mu Y, See I, Edwards JR. Bayesian model averaging: improved variable selection for matched case-control studies. *Epidemiol Biostat Public Health* 2019;16(2):e13048 [FREE Full text] [doi: [10.2427/13048](https://doi.org/10.2427/13048)] [Medline: [31772926](https://pubmed.ncbi.nlm.nih.gov/31772926/)]
51. Wang D, Zhang W, Bakhai A. Comparison of Bayesian model averaging and stepwise methods for model selection in logistic regression. *Stat Med* 2004 Nov 30;23(22):3451-3467. [doi: [10.1002/sim.1930](https://doi.org/10.1002/sim.1930)] [Medline: [15505893](https://pubmed.ncbi.nlm.nih.gov/15505893/)]
52. Lu Z, Lou W. Bayesian approaches to variable selection: a comparative study from practical perspectives. *Int J Biostat* 2021 Mar 24;18(1):83-108. [doi: [10.1515/ijb-2020-0130](https://doi.org/10.1515/ijb-2020-0130)] [Medline: [33761580](https://pubmed.ncbi.nlm.nih.gov/33761580/)]

Abbreviations

- BMA:** Bayesian model averaging
- CI:** credible interval
- GP:** general practitioner
- OR:** odds ratio
- Q:** question
- RMD:** rheumatic and musculoskeletal disease
- ROPE:** region of practical equivalence
- TM:** telemedicine
- TM try:** patients' willingness to try telemedicine
- TM wish:** patients' wish that their rheumatologists offer telemedicine services
- VIF:** variance inflation factor

Edited by G Eysenbach; submitted 09.07.22; peer-reviewed by D Ankersen; comments to author 22.10.22; revised version received 25.10.22; accepted 16.11.22; published 27.01.23

Please cite as:

Muehlensiepen F, Petit P, Knitza J, Welcker M, Vuillerme N

Factors Associated With Telemedicine Use Among Patients With Rheumatic and Musculoskeletal Disease: Secondary Analysis of Data From a German Nationwide Survey

J Med Internet Res 2023;25:e40912

URL: <https://www.jmir.org/2023/1/e40912>

doi: [10.2196/40912](https://doi.org/10.2196/40912)

PMID:

©Felix Muehlensiepen, Pascal Petit, Johannes Knitza, Martin Welcker, Nicolas Vuillerme. Originally published in the Journal of Medical Internet Research (<https://www.jmir.org>), 27.01.2023. This is an open-access article distributed under the terms of the Creative Commons Attribution License (<https://creativecommons.org/licenses/by/4.0/>), which permits unrestricted use, distribution, and reproduction in any medium, provided the original work, first published in the Journal of Medical Internet Research, is properly cited. The complete bibliographic information, a link to the original publication on <https://www.jmir.org/>, as well as this copyright and license information must be included.