



HAL
open science

Data-driven Reconstruction of Partially Observed Dynamical Systems

Pierre Tandeo, Pierre Ailliot, Florian Sèvelec

► **To cite this version:**

Pierre Tandeo, Pierre Ailliot, Florian Sèvelec. Data-driven Reconstruction of Partially Observed Dynamical Systems. 2022. hal-04131312v1

HAL Id: hal-04131312

<https://hal.science/hal-04131312v1>

Preprint submitted on 29 Nov 2022 (v1), last revised 16 Jun 2023 (v2)

HAL is a multi-disciplinary open access archive for the deposit and dissemination of scientific research documents, whether they are published or not. The documents may come from teaching and research institutions in France or abroad, or from public or private research centers.

L'archive ouverte pluridisciplinaire **HAL**, est destinée au dépôt et à la diffusion de documents scientifiques de niveau recherche, publiés ou non, émanant des établissements d'enseignement et de recherche français ou étrangers, des laboratoires publics ou privés.



Data-driven Reconstruction of Partially Observed Dynamical Systems

Pierre Tandeo^{1,2,3}, Pierre Ailliot⁴, and Florian Sévellec⁵

¹IMT Atlantique, Lab-STICC, UMR CNRS 6285, F-29238, France

²Odyssey, Inria/IMT, France

³RIKEN Center for Computational Science, Kobe, 650-0047, Japan

⁴Univ Brest, UMR CNRS 6205, Laboratoire de Mathématiques de Bretagne Atlantique, France

⁵Laboratoire d'Océanographie Physique et Spatiale, Univ Brest CNRS IRD Ifremer, Brest, France

Correspondence: Pierre Tandeo (pierre.tandeo@imt-atlantique.fr)

Abstract. The state of the atmosphere, or of the ocean, cannot be exhaustively observed. Crucial parts might remain out of reach of proper monitoring. Also, defining the exact set of equations driving the atmosphere and ocean is virtually impossible because of their complexity. Hence, the goal of this paper is to obtain predictions of a partially observed dynamical system, without knowing the model equations. In this data-driven context, the article focuses on the Lorenz-63 system, where only the second and third components are observed, and access to the equations is not allowed. To account to those strong constraints, a combination of machine learning and data assimilation techniques is proposed. The key aspects are the following: the introduction of latent variables, a linear approximation of the dynamics, and a database that is updated iteratively, maximising the innovation likelihood. We find that the latent variables inferred by the procedure are related to the successive derivatives of the observed components of the dynamical system. The method is also able to reconstruct accurately the local dynamics of the partially observed system. Overall, the proposed methodology is simple, easy to code, and gives promising results, even in the case of small amounts of observations.

1 Introduction

In geophysics, dynamical systems are hard to predict and governing differential equations are not necessarily known. An alternative to process-based models is to use available observations of the system and statistical approaches to discover equations, and then make predictions. This has been introduced in several papers, using combinations and polynoms of observed variables, as well as sparse regressions or model selection strategies (Brunton et al., 2016; Rudy et al., 2017; Mangiarotti and Huc, 2019). Those methods have then been extended to the case of noisy and irregular observation sampling, using Bayesian framework as in data assimilation (Bocquet et al., 2019; North et al., 2022). Alternatively, some authors used data assimilation and local linear regressions based on analogs (Tandeo et al., 2015; Lguensat et al., 2017), or iterative data assimilation coupled with neural networks (Brajard et al., 2020; Fablet et al., 2021), to make data-driven predictions without discovering equations.

All the approaches cited above are assuming that the full state of the system is observed, which is a strong assumption. Indeed, in a lot of applications in geophysics, important components of the system are never or only partially observed such



as the deep ocean (see e.g., Jayne et al., 2017), and data-driven methods fail to make good predictions. To deal with those strong constraints, i.e., when the model is unknown and when the state is partially observed, an option is to use time-delay embedding of the available components of the system (Takens, 1981; Brunton et al., 2017), whereas another option is to find latent representations of the dynamical system (see e.g., Talmon et al., 2015; Ouala et al., 2020). In this study, we will show that they are strong relationships between those two approaches.

Here, we propose a simple algorithm using linear and Gaussian assumptions, based on a state-space formulation. This classic Bayesian framework, used in data assimilation, is able to deal with a dynamical model (model- or data-driven) and observations (partial and noisy). Three main ideas are used: (i) augmented state formulation (Kitagawa, 1998), (ii) global linear approximation of the dynamical system (Korda and Mezić, 2018), and (iii) estimation of the parameters using an iterative algorithm combined with Kalman recursions (Shumway and Stoffer, 1982). The proposed framework is probabilistic, where the state of the system is approximated using a Gaussian distribution (with a mean vector and a covariance matrix). The algorithm is iterative, where a catalog is updated at each iteration and used to learn a linear dynamical model. The final estimate of this catalog corresponds to a new system of variables.

The paper is organized as follows. Firstly, the methodology is explained in section 2. Secondly, section 3 describes the experiment using the Lorenz-63 system. Thirdly, the results are reported in section 4. The conclusions and perspectives are drawn in section 5.

2 Methods

The methodology proposed in this paper is borrowed from data assimilation, machine learning, and theory of dynamical systems. It is summarized in Fig. 1 and explained below.

In data assimilation, the goal is to estimate, from partial observations \mathbf{y} , the full state of a system \mathbf{x} . When the dynamical model used to propagate \mathbf{x} in time is available (i.e., when model equations are given), classic data assimilation techniques are used to retrieve unobserved components of the system. For instance, in the Lorenz-63 system (Lorenz, 1963), if only 2 variables (x_2 and x_3 in the example defined below) are observed, knowing the Lorenz equations (system of three ordinary differential equations), it is possible to retrieve the unobserved one (x_1 in our example below).

Now, if the model equations are not known and observations of the system are available over a sufficient period of time, it is possible to use data-driven methods to mathematically approximate the dynamic of the system. In this paper, a linear approximation is used to model the relationship of the state vector \mathbf{x} between two time steps. It is parameterized with the matrix \mathbf{M} , which dimension is equal to the square of the state-space. Moreover, a linear observation operator is introduced to relate the partial observations \mathbf{y} and the state \mathbf{x} . It is written using a matrix \mathbf{H} , with its dimension equal to the observation-space times the state-space dimensions.

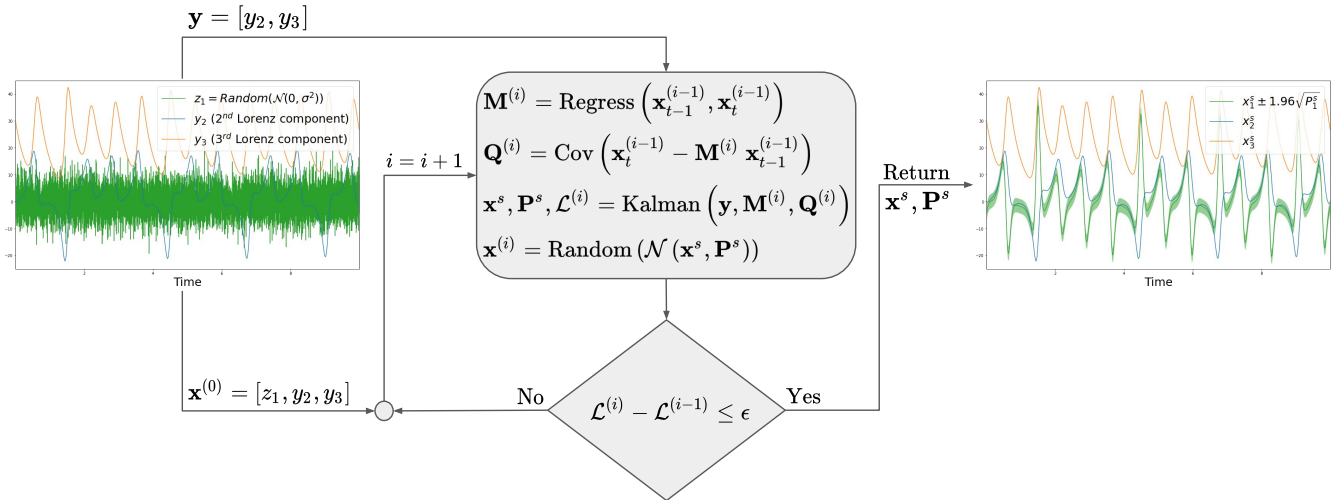


Figure 1. Schematic of the proposed methodology, illustrated using the Lorenz-63 system. The algorithm is initialized with a Gaussian random noise for the hidden component (i.e., z_1) and with partial observations of the system (i.e., y_2 and y_3). Then, an iterative procedure is applied with a linear regression, a covariance computation, the Kalman recursions, and a random sampling. This algorithm is iteratively maximizing the likelihood of the observations noted \mathcal{L} . After convergence of the algorithm, a hidden component z_1 is stabilized and represented by a Gaussian distribution represented by the mean x_1^s and variance P_1^s .

Mathematically, matrices (\mathbf{M} , \mathbf{H}) and vectors (\mathbf{x} , \mathbf{y}) are linked using a Gaussian and linear state-space model such that

$$\mathbf{x}_t = \mathbf{M}\mathbf{x}_{t-1} + \boldsymbol{\eta}_t, \quad (1a)$$

$$55 \quad \mathbf{y}_t = \mathbf{H}\mathbf{x}_t + \boldsymbol{\epsilon}_t, \quad (1b)$$

where t is the time index and $\boldsymbol{\eta}_t$ and $\boldsymbol{\epsilon}_t$ are unbiased Gaussian vectors, representing the model and observation errors, respectively. Their error covariance matrices are noted \mathbf{Q} and \mathbf{R} , respectively. Those matrices indirectly control the respective weight given to the model and to the observations. It constitutes an important tuning part of the state-space models (see Tandeo et al., 2020, for a more in depth discussion).

60 In such a data-driven problem where only a part of the system is observed, a first natural step is to consider that the state \mathbf{x} is directly related to the observations \mathbf{y} . For instance, in the example of the Lorenz-63 previously introduced, observations correspond to the second and third components of the system (i.e., x_2 and x_3 , formally defined later).

In this paper, we propose to introduce a hidden vector noted \mathbf{z} , corresponding to one or more hidden components that are not observed. To this purpose, the state is augmented using this hidden component \mathbf{z} , the observation vector \mathbf{y} does not change, and the operator \mathbf{H} is a truncated identity matrix. The use of augmented state-space is classic in data assimilation and mostly refer to the estimation of unknown parameters of the dynamical model (see Ruiz et al., 2013, for further details).

The hidden vector \mathbf{z} is now accounted in the linear model \mathbf{M} , given in Eq. (1a), whose dimension has increased. The hidden components are completely unknown and thus randomly initialized using Gaussian white noises, parameterized by σ^2 , their



level of variance. The next step is to infer \mathbf{z} using a statistical estimation method. Starting from the random initialization, an
 70 iterative procedure is proposed, based on the maximization of the likelihood.

The proposed approach is based on a linear and Gaussian state-space model given in Eqs. (1) and thus uses the classic
 Kalman filter and smoother equations. It is inspired by the Expectation-Maximization algorithm (noted EM, see Shumway and
 Stoffer, 1982) and is able to iteratively estimate the matrices \mathbf{M} and \mathbf{Q} . In this paper, \mathbf{R} is assumed known and negligible. The
 criterion used to update those matrices is based on the innovations, defined by the difference between the observations \mathbf{y} and
 75 the forecast of the model \mathbf{M} , noted \mathbf{x}^f . The likelihood of the innovations, noted \mathcal{L} , is written as:

$$\mathcal{L} \propto \prod_{t=1}^T \exp \left(- \left(\mathbf{y}_t - \mathbf{H}\mathbf{x}_t^f \right)^\top \boldsymbol{\Sigma}_t^{-1} \left(\mathbf{y}_t - \mathbf{H}\mathbf{x}_t^f \right) \right), \quad (2)$$

where $\boldsymbol{\Sigma}_t = \mathbf{H}\mathbf{P}_t^f \mathbf{H}^\top + \mathbf{R}$, with $\mathbf{P}_t^f = \mathbf{M}\mathbf{P}_{t-1}^a \mathbf{M}^\top + \mathbf{Q}$ and \mathbf{P}_{t-1}^a corresponds to the state covariance estimated by the Kalman
 filter at time $t - 1$. The innovation likelihood given in Eq. (2) is interesting because it corresponds to the squared distance
 between the observations and the forecast normalized by their uncertainties, represented by the covariance $\boldsymbol{\Sigma}_t$.

80 At each iteration of the augmented Kalman procedure, the estimate of the matrix \mathbf{M} is given by the least square estimator,
 using a linear regression such that:

$$\mathbf{M}^{(i)} = \sum_{t=2}^T \frac{\left(\mathbf{x}_{t-1}^{(i-1)} \left(\mathbf{x}_{t-1}^{(i-1)} \right)^\top \right)^{-1} \mathbf{x}_t^{(i-1)} \left(\mathbf{x}_{t-1}^{(i-1)} \right)^\top}{T - 1}, \quad (3)$$

where $\mathbf{x}^{(i-1)}$ corresponds to the output catalog of the previous iteration (result of a Kalman smoothing and a Gaussian sam-
 pling, explained more in details below). Following Eq. (1a), the covariance \mathbf{Q} is estimated empirically using the estimate of \mathbf{M}
 85 given in Eq. (3), such that:

$$\mathbf{Q}^{(i)} = \sum_{t=2}^T \frac{\left(\mathbf{x}_t^{(i-1)} - \mathbf{M}^{(i)} \mathbf{x}_{t-1}^{(i-1)} \right) \left(\mathbf{x}_t^{(i-1)} - \mathbf{M}^{(i)} \mathbf{x}_{t-1}^{(i-1)} \right)^\top}{T - 1}. \quad (4)$$

Then, a Kalman smoother is applied using the $\mathbf{M}^{(i)}$ and $\mathbf{Q}^{(i)}$ matrices estimated in Eq. (3) and Eq. (4). At each time t , it
 results to a Gaussian mean vector \mathbf{x}_t^s and a covariance matrix \mathbf{P}_t^s . As input of the next iteration of the algorithm, the catalog
 $\mathbf{x}^{(i)}$ is updated using a Gaussian random sampling using \mathbf{x}_t^s and \mathbf{P}_t^s at each time t . This random sampling is used to exploit the
 90 correlations between the components of the state vector and also to avoid being trapped in a local maximum, as in stochastic
 EM procedures (Delyon et al., 1999).

The likelihood calculated at each iteration of the procedure increases until convergence. The algorithm is stopped when the
 likelihood difference between two iterations becomes small. The solution of the proposed method is the last Gaussian mean
 vectors \mathbf{x}_t^s and covariance matrices \mathbf{P}_t^s calculated at each time t . The component corresponding to the latent component \mathbf{z} is
 95 finally retrieved, with an information about its uncertainty.



3 Experiment

The methodology is tested on the Lorenz-63 system (Lorenz, 1963). This 3-dimensional dynamical system models the evolution of the convection (x_1) as a function of horizontal (x_2) and vertical temperature gradients (x_3). The evolution of the system is governed by three ordinary differential equations such as:

$$100 \quad \dot{x}_1 = 10(x_2 - x_1), \quad (5a)$$

$$\dot{x}_2 = x_1(28 - x_3) - x_2, \quad (5b)$$

$$\dot{x}_3 = x_1x_2 - \frac{8}{3}x_3. \quad (5c)$$

In this paper, it is assumed that x_1 is never observed, only x_2 and x_3 are observed on a small period of time (10 loops of
105 the Lorenz-63 system) every $dt = 0.001$ time steps (top of Fig. 2). The observation vector is thus $\mathbf{y} = [y_2, y_3]$. In what follows, only those data are available, not the set of Eqs. (5).

The methodology is applied to the Lorenz-63 system, adding sequentially a new hidden component in the state of the system as follow. At the beginning, the state is augmented such that $\mathbf{x} = [x_2, x_3, z_1]$, where z_1 is randomly initialized with a white noise, with variance $\sigma^2 = 5$. The observations are stored in the vector $\mathbf{y} = [y_2, y_3]$. The observation operator is thus the 2×3
110 matrix $\mathbf{H} = [1, 0, 0 | 0, 1, 0]$. After 30 iterations of the algorithm presented in section 2, the hidden component z_1 is stabilized. After that, a new white noise z_2 is used to augment the state such that $\mathbf{x} = [x_2, x_3, z_1, z_2]$, the vector $\mathbf{y} = [y_2, y_3]$ remains the same, and the iterative algorithm is applied until stabilization of z_2 . As long as the stabilized likelihood continues to increase with the addition of a hidden component, this augmented state procedure is repeated.

4 Results

115 Using the experiment presented in section 3, three hidden components z_1 , z_2 , and z_3 were sequentially added. They are reported in Fig. 2, as well as the true Lorenz components x_1 , x_2 , and x_3 . Although they do not fit the hidden variable x_1 of the Lorenz-system, the two first hidden components z_1 and z_2 show time variations. On the contrary, z_3 is very flat with a large confidence interval. This suggests that our method has identified that 2 hidden variables are enough to retrieve the dynamics of the 2 observed variables.

120 This is confirmed by the evaluation of the likelihood of the observations y_2 and y_3 with different linear models, obtained with or without the use of hidden components \mathbf{z} (Fig. 3). As the proposed method is stochastic, 50 independent realizations of the likelihood are shown for each experiment. The 50 realizations vary from the random values given to the added hidden variable at the beginning of the iterative procedure. In the naive case where the state of the system is $[x_2, x_3]$ (black dashed line), the likelihood is small. Then, adding successively z_1 (green lines) and z_2 (red lines), after 30 iterations of the proposed algorithm,
125 the likelihood significantly increases. Finally, the inclusion of z_3 reduces the likelihood (purple lines). Those results indicate

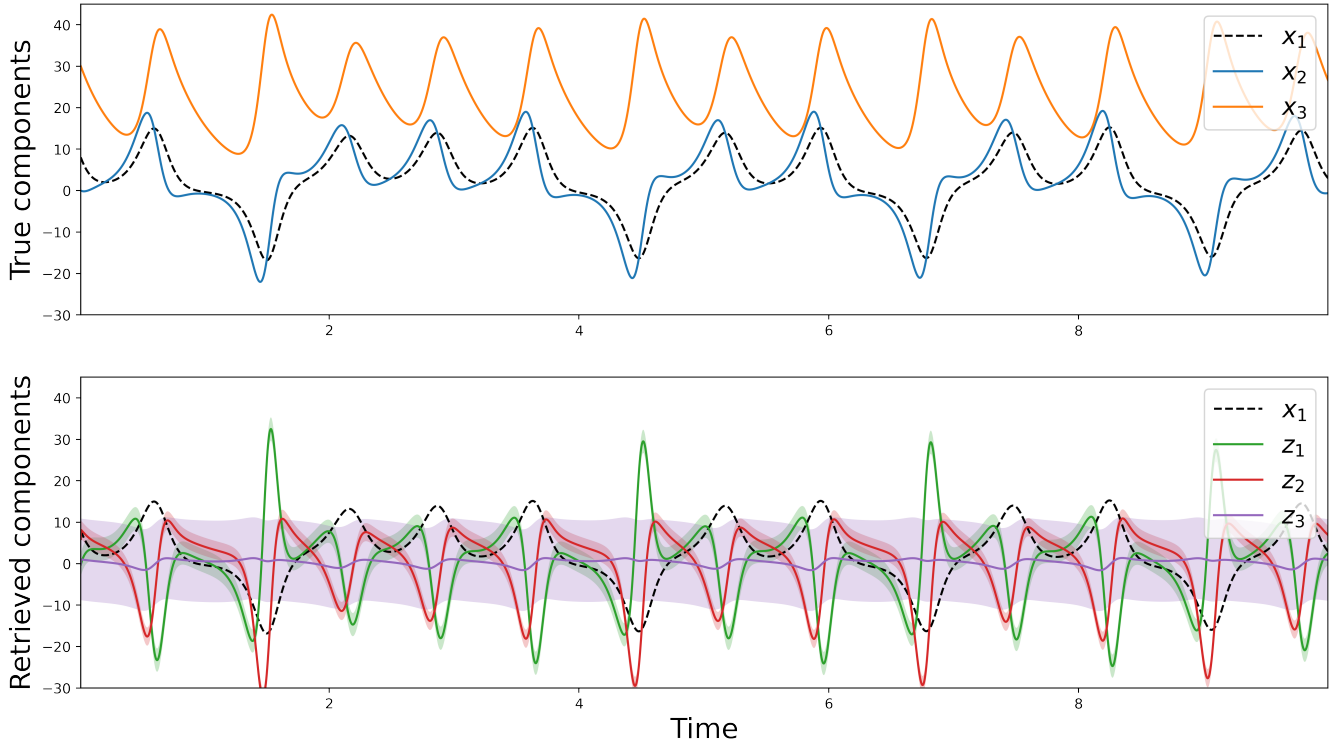


Figure 2. True components of the Lorenz-63 model (top) and hidden components estimated using the iterative and augmented Kalman procedure (bottom). The shaded colors corresponds to the 95% Gaussian confidence intervals.

that the best linear model to predict the variations of the observations y_2 and y_3 is the one using two hidden components. Thus, for the rest of the paper, the focus is thus done on the model with the following augmented state $\mathbf{x} = [x_2, x_3, z_1, z_2]$.

To compare more precisely the performance of the naive linear model \mathbf{M} with $[x_2, x_3]$ and the one with $[x_2, x_3, z_1, z_2]$, their forecasts are evaluated. The distance between the forecasts and the truth (i.e., the error) is computed at each time t in the
 130 (x_2, x_3) space (using the observation operator \mathbf{H}), such that

$$\text{dist}(\mathbf{M}) = \|\mathbf{H}\mathbf{x}_t - \mathbf{H}\mathbf{M}\mathbf{x}_{t-1}\|, \tag{6}$$

where $\|\cdot\|$ represents the Euclidean norm. The errors from model using $[x_2, x_3]$ to model using $[x_2, x_3, z_1, z_2]$ reduce significantly (by half in average, not shown). However, this error reduction is not homogeneous in the attractor. Figure 4 indicates when the two models are similar (values close to 0) and when model including z_1 and z_2 is better (values close to 1). The
 135 improvement is moderate in the outside of the wings of the attractor, important in the wing-transition, and almost not changed in inside of the wings (e.g., for x_2 close to 10). The question is now: what is the significance of those hidden components z_1 and z_2 estimated using the proposed methodology? Are they correlated with the unobserved component x_1 or with the observed one x_2 and x_3 ? Are they somehow proxies of the unobserved component?

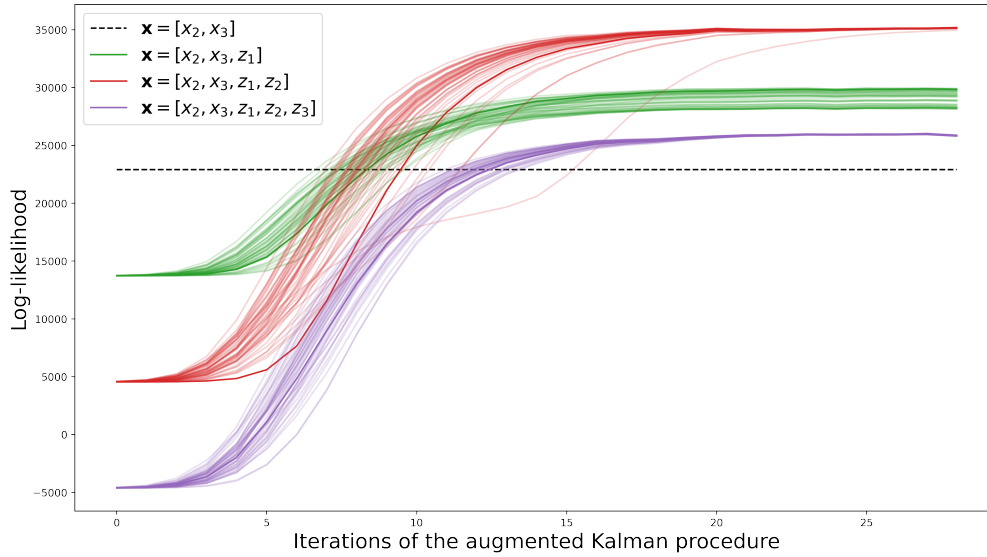


Figure 3. Likelihoods as a function of the iteration of the augmented Kalman procedure. Different dynamical models are considered, from none to three hidden components in \mathbf{z} , whereas only x_2 and x_3 are observed in the Lorenz-63 model. The likelihood of 50 independent realizations of the iterative and augmented Kalman procedure are shown.

140 It has been found that the hidden components \mathbf{z} correspond to linear combinations of the derivatives of the observations such that:

$$z_1 = a_2 \dot{x}_2 + a_3 \dot{x}_3, \quad (7a)$$

$$z_2 = b_1 \ddot{z}_1 + b_2 \ddot{x}_2 + b_3 \ddot{x}_3. \quad (7b)$$

When developing Eq. (7b) using Eq. (7a), the second hidden component writes $z_2 = b_2 \ddot{x}_2 + b_3 \ddot{x}_3 + b_1 a_2 \ddot{x}_2 + b_1 a_3 \ddot{x}_3$. It shows that z_1 uses the first derivative of x_2 and x_3 , whereas z_2 uses the second derivatives. This result makes the link with Taylor's and Takens' theorem, which shows that an unobserved component (i.e., x_1), can be replaced by the observed components (i.e., x_2 and x_3) at different time lags. Note that due to the stochastic behaviour of the algorithm, the a and b coefficients are not fixed and several combination of them can reach to the same performance in term of likelihood. This is illustrated in Fig. (3), with 50 independent realizations of the proposed algorithm. When considering only z_1 (green lines), the algorithm converges to various solutions, mainly restricted around two solutions (corresponding to a minimum and a maximum of likelihood). Those minimum and maximum likelihoods correspond to $a_3 \approx 0$ and to $a_2 \approx 0$, respectively. This suggests that \dot{x}_3 is more important than \dot{x}_2 to explain the variations of the Lorenz system (this is consistent with investigation of Sévellec and Fedorov, 2014, in a modified version of Lorenz-63 model). Then, when considering z_1 and z_2 (red lines), the 50 independent realizations reach the same likelihood after 30 iterations. It means that if the algorithm focuses on the estimation of a_2 when considering only z_1 , it will then focus on b_3 when introducing z_2 ; in terms of forecast performance, this is similar to firstly focus on a_3 and then b_2 , because the final likelihood values are similar.

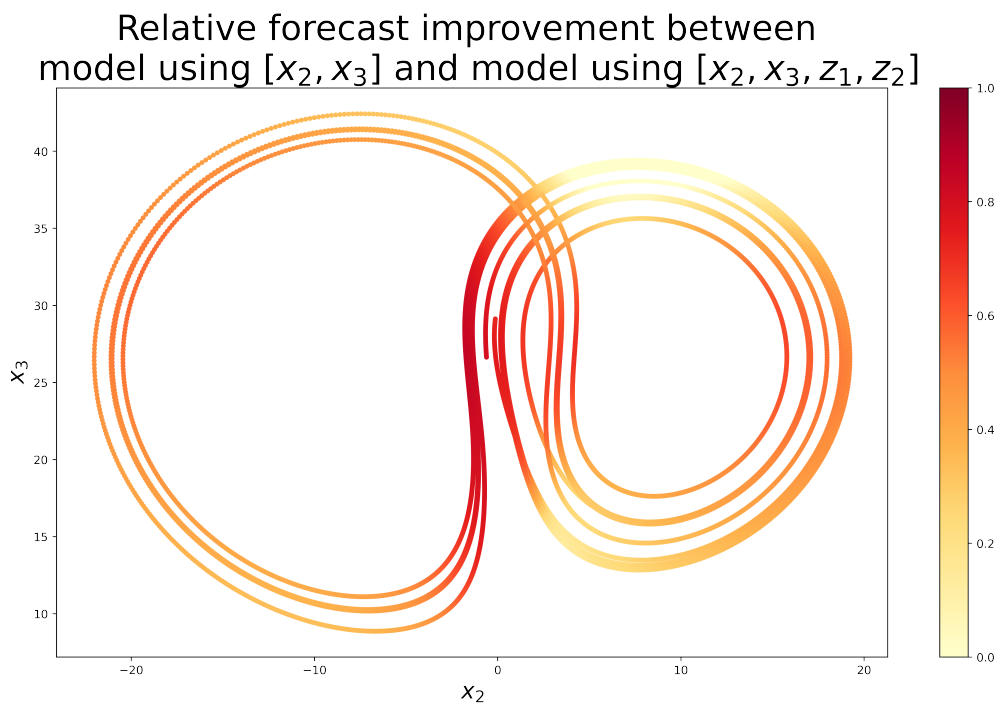


Figure 4. 1 minus the ratio between the distance calculated in Eq. (6) for the linear model \mathbf{M} using $[x_2, x_3, z_1, z_2]$ and the distance calculated using $[x_2, x_3]$.

5 Conclusions

In this article, the goal is to retrieve hidden components of a dynamical system that is partially observed. The proposed methodology is purely data-driven, not model-driven (i.e., without the use of any equations of the dynamical model). It is based on the combination of data assimilation and machine learning techniques. Three main ideas are used in the methodology: an augmented state strategy, a linear approximation of a dynamical system, and an iterative procedure. The methodology is easy to implement, using simple strategies and well established algorithms: Kalman filter and smoother, linear regression using least squares, iterative procedure inspired from the EM recursions, and Gaussian random sampling for the stochastic aspect.

The methodology is tested on the Lorenz-63 system, where only two components of the system are observed on a short period of time. Several hidden components are introduced sequentially in the system. Although the hidden components are initialized randomly, only a few iterations of the proposed algorithm is necessary to retrieve a relevant information. The recovered components are expressed with Gaussian distributions. The new components correspond to linear combinations of successive derivatives of the observed variables. This result is consistent with the theorems of Taylor and Takens which show that time delay embedding is useful to improve the forecasts of the system. In our case, this is evaluated using the likelihood: a metric to evaluate the innovation (i.e., the difference between Gaussian forecasts and Gaussian observations).



170 Using our methodology, we do not retrieve the true missing Lorenz component and need two hidden variables to represent
a single missing one. The reason of this mismatch is two-fold and is mainly due to the linear approximation of the dynamical
system, which implies that: (1) the true missing component, that does not have to be linear combinations of the observed
variables, is impossible to retrieve in our framework and (2) two variables, using combinations of the time derivatives of
the observed variables, are needed to accurately represent the complexity of the dynamics. However, it is important to note
175 that, even if two variables are needed to replace a single one, the dynamical evolution of the system is retrieved with our
methodology. This correct representation of the evolution might ultimately be the most important (e.g., for accurate and reliable
forecasting).

The proposed methodology is using a strong assumption: the linear approximation of the dynamical system is global (i.e.,
fixed for the whole observation period). A perspective is to use adaptive approximations of the model using local linear regres-
180 sions. This strategy is computationally more expensive because a linear regression is adjusted at each time step, but shows some
improvements in chaotic systems (see Platzer et al., 2021). In this context of adaptive linear dynamical model, the proposed
methodology could be easily plugged into an ensemble Kalman procedure based on analog forecasts (Lguensat et al., 2017).

As stated in the introduction, in lot of problems in geophysics, model equations are not available or difficult to manipulate
(e.g., primitive equations), but time series of partial observations exist. The proposed method is promising to reconstruct a
185 consistent set of variables when remote, complex dependencies exist (e.g., mean-eddy flow interactions as discussed in Chen
et al., 2014) or unobserved, small-scale impact is unknown (e.g., turbulent closure as discussed in Zanna and Bolton, 2020).
In these context, dynamics of atmospheric and oceanographic systems will be investigated in the future. The next step will
be to test the proposed methodology on concrete problems and see if the retrieved hidden components correspond to realistic
unmeasurable quantities that could drive the dynamics of those systems.

190 *Author contributions.* Pierre Tandeo wrote the article. Pierre Tandeo and Pierre Ailliot developed the algorithm. Florian Sévellec and Pierre
Ailliot helped on the redaction of the paper.

Competing interests. No competing interests are present.

Acknowledgements. This paper is the result of a project proposed in a course on "Data Assimilation" in the master program "Ocean Data
Science" at Univ. Brest, ENSTA Bretagne, and IMT Atlantique, France. Authors would like to thanks the students for their implications in the
195 project: Dimitri Vlahopoulos, Yanis Grit, and Joséphine Schmutz. The authors would like to thank Noémie Le Carrer for her proofreading of
the paper, as well as Paul Platzer, Said Ouala, Lucas Drumetz, Juan Ruiz, Manuel Pulido, and Takemasa Miyoshi for their valuable comments.
This work was supported by ISblue project, Interdisciplinary graduate school for the blue planet (ANR-17-EURE-0015) and co-funded by a
grant from the French government under the program "Investissements d'Avenir" embedded in France 2030. This work was also supported
by LEFE program (LEFE IMAGO projects ARVOR).



200 **References**

- Bocquet, M., Brajard, J., Carrassi, A., and Bertino, L.: Data assimilation as a learning tool to infer ordinary differential equation representations of dynamical models, *Nonlinear Processes in Geophysics*, 26, 143–162, 2019.
- Brajard, J., Carrassi, A., Bocquet, M., and Bertino, L.: Combining data assimilation and machine learning to emulate a dynamical model from sparse and noisy observations: A case study with the Lorenz 96 model, *Journal of Computational Science*, 44, 101 171, 2020.
- 205 Brunton, S. L., Proctor, J. L., and Kutz, J. N.: Discovering governing equations from data by sparse identification of nonlinear dynamical systems, *Proceedings of the national academy of sciences*, 113, 3932–3937, 2016.
- Brunton, S. L., Brunton, B. W., Proctor, J. L., Kaiser, E., and Kutz, J. N.: Chaos as an intermittently forced linear system, *Nature communications*, 8, 1–9, 2017.
- Chen, R., Flierl, G. R., and Wunsch, C.: A description of local and nonlocal eddy–mean flow interaction in a global eddy-permitting state
210 estimate, *Journal of Physical Oceanography*, 44, 2336–2352, 2014.
- Delyon, B., Lavielle, M., and Moulines, E.: Convergence of a stochastic approximation version of the EM algorithm, *Annals of statistics*, pp. 94–128, 1999.
- Fablet, R., Chapron, B., Drumetz, L., Mémin, E., Pannekoucke, O., and Rousseau, F.: Learning variational data assimilation models and solvers, *Journal of Advances in Modeling Earth Systems*, 13, e2021MS002 572, 2021.
- 215 Jayne, S. R., Roemmich, D., Zilberman, N., Riser, S. C., Johnson, K. S., Johnson, G. C., and Piotrowicz, S. R.: The Argo program: present and future, *Oceanography*, 30, 18–28, 2017.
- Kitagawa, G.: A self-organizing state-space model, *Journal of the American Statistical Association*, pp. 1203–1215, 1998.
- Korda, M. and Mezić, I.: Linear predictors for nonlinear dynamical systems: Koopman operator meets model predictive control, *Automatica*, 93, 149–160, 2018.
- 220 Lguensat, R., Tandeo, P., Ailliot, P., Pulido, M., and Fablet, R.: The analog data assimilation, *Monthly Weather Review*, 145, 4093–4107, 2017.
- Lorenz, E. N.: Deterministic nonperiodic flow, *Journal of atmospheric sciences*, 20, 130–141, 1963.
- Mangiarotti, S. and Huc, M.: Can the original equations of a dynamical system be retrieved from observational time series?, *Chaos: An Interdisciplinary Journal of Nonlinear Science*, 29, 023 133, 2019.
- 225 North, J. S., Wikle, C. K., and Schliep, E. M.: A Bayesian Approach for Data-Driven Dynamic Equation Discovery, *Journal of Agricultural, Biological and Environmental Statistics*, pp. 1–20, 2022.
- Ouala, S., Nguyen, D., Drumetz, L., Chapron, B., Pascual, A., Collard, F., Gaultier, L., and Fablet, R.: Learning latent dynamics for partially observed chaotic systems, *Chaos: An Interdisciplinary Journal of Nonlinear Science*, 30, 103 121, 2020.
- Platzer, P., Yiou, P., Naveau, P., Tandeo, P., Filipot, J.-F., Ailliot, P., and Zhen, Y.: Using local dynamics to explain analog forecasting of
230 chaotic systems, *Journal of the Atmospheric Sciences*, 78, 2117–2133, 2021.
- Rudy, S. H., Brunton, S. L., Proctor, J. L., and Kutz, J. N.: Data-driven discovery of partial differential equations, *Science advances*, 3, e1602 614, 2017.
- Ruiz, J. J., Pulido, M., and Miyoshi, T.: Estimating model parameters with ensemble-based data assimilation: A review, *Journal of the Meteorological Society of Japan. Ser. II*, 91, 79–99, 2013.
- 235 Sévellec, F. and Fedorov, A. V.: Millennial variability in an idealized ocean model: predicting the AMOC regime shifts, *Journal of Climate*, 27, 3551–3564, 2014.



- Shumway, R. H. and Stoffer, D. S.: An approach to time series smoothing and forecasting using the EM algorithm, *Journal of time series analysis*, 3, 253–264, 1982.
- Takens, F.: Detecting strange attractors in turbulence, in: *Dynamical systems and turbulence*, Warwick 1980, pp. 366–381, Springer, 1981.
- 240 Talmon, R., Mallat, S., Zaveri, H., and Coifman, R. R.: Manifold learning for latent variable inference in dynamical systems, *IEEE Transactions on Signal Processing*, 63, 3843–3856, 2015.
- Tandeo, P., Ailliot, P., Ruiz, J., Hannart, A., Chapron, B., Cuzol, A., Monbet, V., Easton, R., and Fablet, R.: Combining analog method and ensemble data assimilation: application to the Lorenz-63 chaotic system, in: *Machine learning and data mining approaches to climate science*, pp. 3–12, Springer, 2015.
- 245 Tandeo, P., Ailliot, P., Bocquet, M., Carrassi, A., Miyoshi, T., Pulido, M., and Zhen, Y.: A review of innovation-based methods to jointly estimate model and observation error covariance matrices in ensemble data assimilation, *Monthly Weather Review*, 148, 3973–3994, 2020.
- Zanna, L. and Bolton, T.: Data-driven equation discovery of ocean mesoscale closures, *Geophysical Research Letters*, 47, e2020GL088 376, 2020.