



HAL
open science

Self-assembly of Azacitidine Prodrugs for the Treatment of Myelodysplastic syndromes

Milad Baroud, Olivier Duval, Elise Lepeltier, Yolla El-Makhour, Sylvain Thépot

► To cite this version:

Milad Baroud, Olivier Duval, Elise Lepeltier, Yolla El-Makhour, Sylvain Thépot. Self-assembly of Azacitidine Prodrugs for the Treatment of Myelodysplastic syndromes. Journées Scientifiques de l'Ecole doctorale Biologie Santé Nantes-Angers, Jun 2020, Angers, France. hal-04127344

HAL Id: hal-04127344

<https://hal.science/hal-04127344>

Submitted on 13 Jun 2023

HAL is a multi-disciplinary open access archive for the deposit and dissemination of scientific research documents, whether they are published or not. The documents may come from teaching and research institutions in France or abroad, or from public or private research centers.

L'archive ouverte pluridisciplinaire **HAL**, est destinée au dépôt et à la diffusion de documents scientifiques de niveau recherche, publiés ou non, émanant des établissements d'enseignement et de recherche français ou étrangers, des laboratoires publics ou privés.



Inserm

Institut national
de la santé et de la recherche médicale



Self-assembly of Azacitidine Prodrugs for the Treatment of Myelodysplastic syndromes

Milad BAROUD

Supervisors:

Pr. Olivier DUVAL

Dr. Elise LEPELTIER

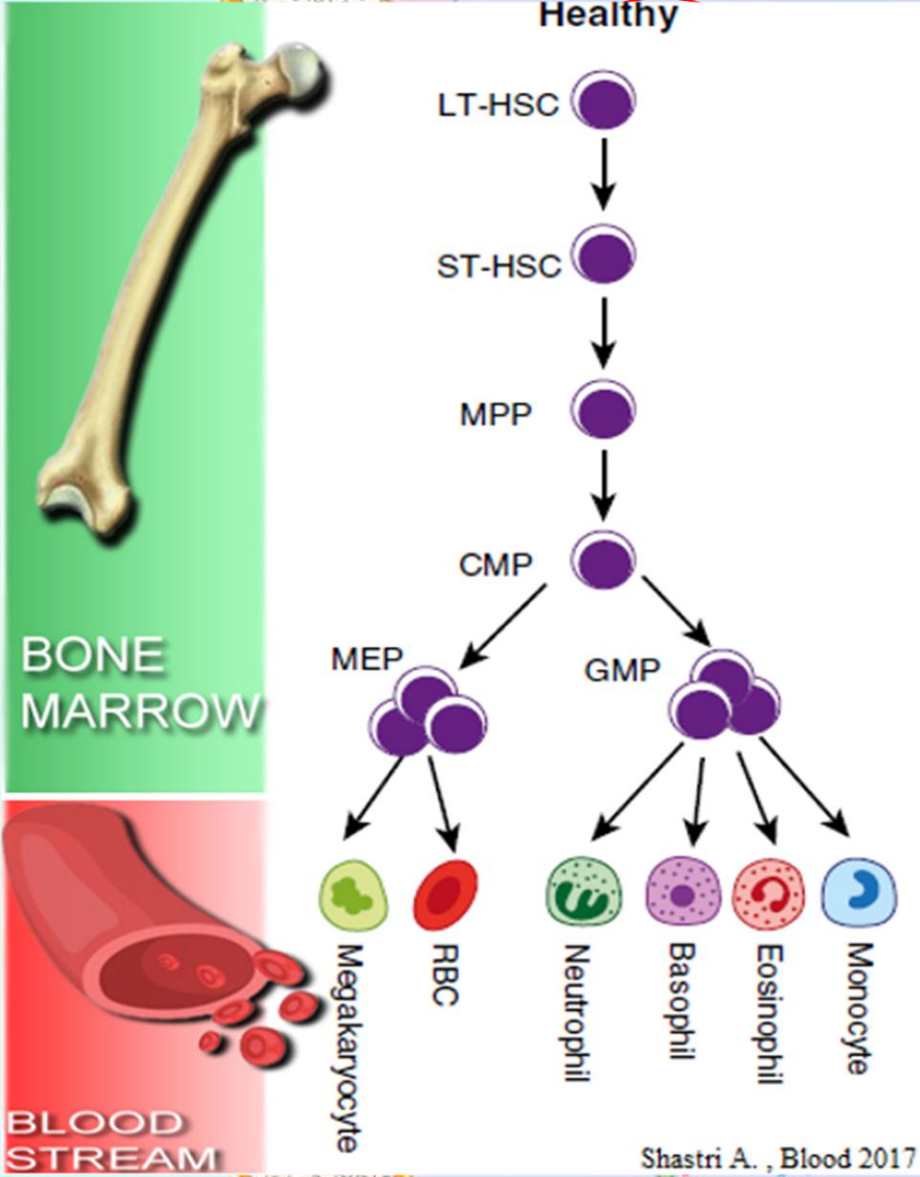
Dr. Yolla ELMAKOUR

Collaborators:

Dr. Sylvain THÉPOT

NA

Myelodysplastic syndromes



RNR

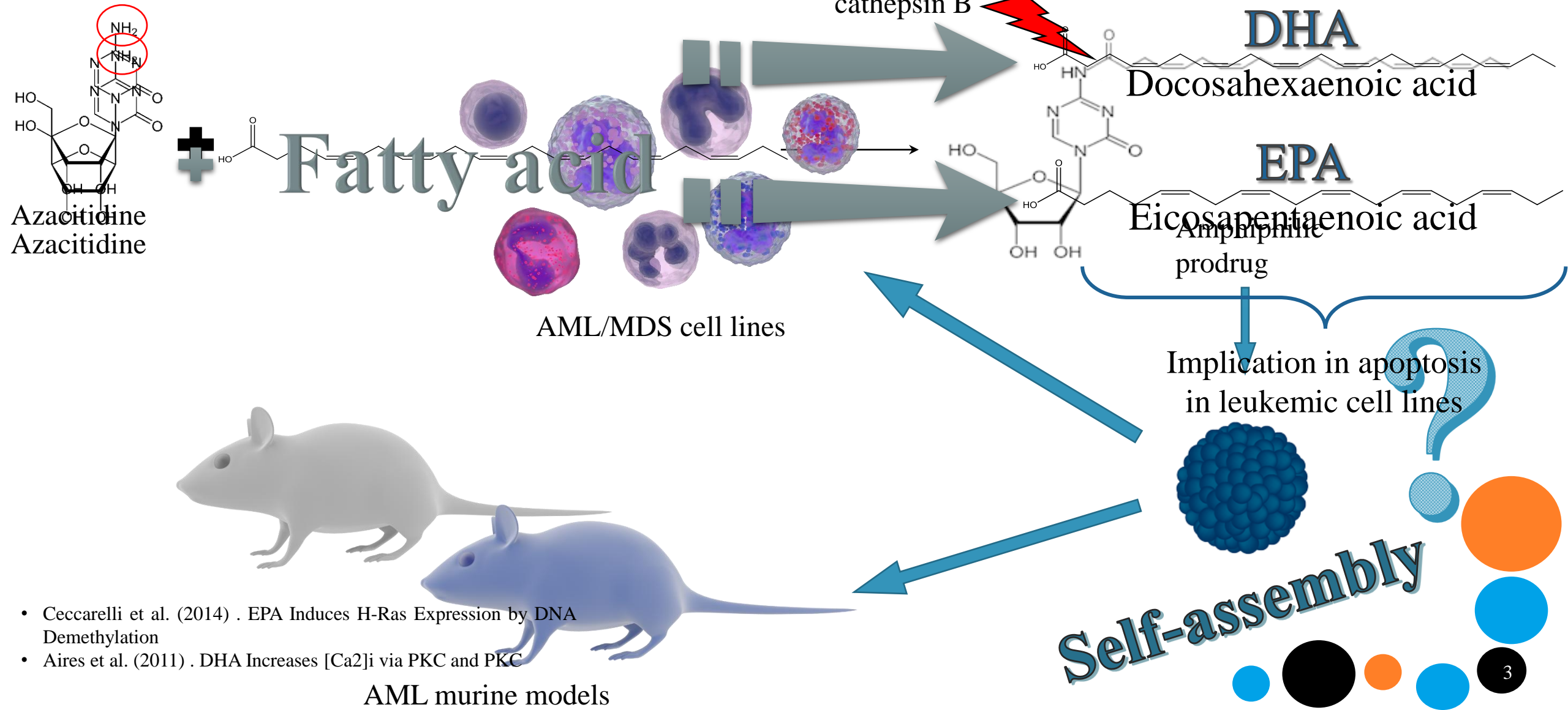
Setbacks

NH₂

Risk groups	Percentage of people who develops AML *	Treatments
Very low	3 %	Supportive
Low	14 %	
Intermediate	33 %	Chemotherapy/ Stem cell transplant
High	54 %	
Very high	84 %	

5-Azacytidine

* World Health Organization (2016)



- Ceccarelli et al. (2014) . EPA Induces H-Ras Expression by DNA Demethylation
- Aires et al. (2011) . DHA Increases $[Ca^{2+}]_i$ via PKC and PKC

AML murine models

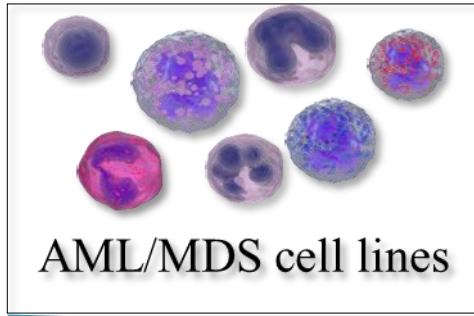
Self-assembly

Prodrug synthesis

0

Scan ES+
1.89e8


m/z
1000





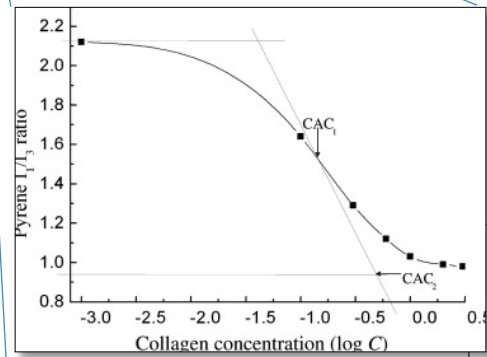
In vitro studies



In vivo studies



Characterization





Pr. Olivier Duval
Dr. Elise Lepeltier
Pr. Catherine Passirani
Dr. Sylvain Thépot

Nolwenn Lautram

