



HAL
open science

Solenoidal force balances in numerical dynamos

Robert J. Teed, Emmanuel Dormy

► **To cite this version:**

Robert J. Teed, Emmanuel Dormy. Solenoidal force balances in numerical dynamos. *Journal of Fluid Mechanics*, 2023, 964, pp.A26. 10.1017/jfm.2023.332 . hal-04119858

HAL Id: hal-04119858

<https://hal.science/hal-04119858>

Submitted on 6 Jun 2023

HAL is a multi-disciplinary open access archive for the deposit and dissemination of scientific research documents, whether they are published or not. The documents may come from teaching and research institutions in France or abroad, or from public or private research centers.

L'archive ouverte pluridisciplinaire **HAL**, est destinée au dépôt et à la diffusion de documents scientifiques de niveau recherche, publiés ou non, émanant des établissements d'enseignement et de recherche français ou étrangers, des laboratoires publics ou privés.

Banner appropriate to article type will appear here in typeset article

Solenoidal force balances in numerical dynamos

Robert J. Teed¹ and Emmanuel Dormy²†

¹School of Mathematics and Statistics, University of Glasgow, University Place, Glasgow G12 8SQ, UK

²Département de Mathématiques et Applications, UMR-8553, École Normale Supérieure, CNRS, PSL University, 75005 Paris, France

(Received 19 October 2022; revised 5 April 2023; accepted 6 April 2023)

Numerical simulations of the geodynamo (and other planetary dynamos) have made significant progress in recent years. As computing power has advanced, some new models claim to be ever more appropriate for understanding Earth's core dynamics. One measure of the success of such models is the ability to replicate the expected balance between forces operating within the core; Coriolis and Lorentz forces are predicted to be most important. The picture is complicated for an incompressible flow by the existence of the pressure gradient force which renders the gradient parts of all other forces dynamically unimportant. This can confuse the situation, especially when the scale dependence of forces are considered. In this work we investigate force balances through the alternative approach of eliminating gradient parts of each force to form 'solenoidal force balances'. We perform a lengthscale dependent analysis for several spherical simulations and find that removal of gradient parts offers an alternative picture of the force balance compared to looking at traditional forces alone. Solenoidal force balances provide some agreement with the results of previous studies but also significant differences. They offer a cleaner overall picture of the dynamics and introduce differences at smaller scales. This has implications for geodynamo models purporting to have reached Earth-like regimes: in order to achieve a meaningful comparison of forces, only the solenoidal part of forces should be considered.

Key words: Dynamo theory, Geodynamo, Quasi-geostrophic flows

1. Introduction

The geomagnetic field is widely believed to be generated and maintained by dynamo action via convective fluid motion within Earth's iron-rich outer core. Numerical simulations of the geodynamo (and other planetary dynamos) are a vital component for enhancing our understanding of core dynamics and the dynamo process. As computing resources improve, these studies have typically responded by moving input parameters of simulations closer to those of Earth's core. This has led to claims by authors that each new generation of simulations are more appropriate models for the geodynamo (Yadav *et al.* 2016; Aubert *et al.* 2017; Schaeffer *et al.* 2017; Aubert & Gillet 2021). Despite this, simulations still remain

† Email address for correspondence: Robert.Teed@glasgow.ac.uk, dormy@dma.ens.fr

far from the geophysically accurate parameter regime; the viscosity, in particular, remains hugely enhanced in all models. For this reason many studies attempt to draw conclusions for the geodynamo by looking for trends in the numerical results, making the (implicit) assumption that the various dynamo state(s) produced in simulations are appropriate for the geodynamo.

In this context it is therefore vital that scaling laws and comparisons with observations are made using simulations relevant to Earth's core dynamics and the geomagnetic field. A possible measure is to consider the strength and balance of forces in simulations and compare these with the expected balances in the core itself. Within simulations, the balance of forces is dependent on spatial scale (and location) and varies with the regime of the saturated state. The leading order force balance observed in numerical models is usually cited to be 'quasi-geostrophic' (QG); namely balance between the Coriolis force and the pressure gradient. A secondary balance then exists between Lorentz ('magnetic', M), buoyancy ('Archimedean', A), and Coriolis (C) - the so-called 'MAC-balance' - as expected in the geodynamo, with remaining forces (inertia and viscous) playing weaker roles (Schwaiger *et al.* 2019, 2021). However, the gradient parts of all forces play no role in the dynamics of the incompressible (Boussinesq) flow. One approach motivated by a desire to analyse the Coriolis force as a contributor in the MAC-balance instead of the QG-balance, is to subtract the pressure gradient from the Coriolis force to form a so-called 'ageostrophic Coriolis force'. However, this quantity (along with all other forces) retains a gradient part, which could be an unsatisfactory side-effect of forming such a simple construction. An alternative approach, which we advocate in this work, is to focus on the dynamically relevant effects and form a 'solenoidal balance of forces'. This is achieved by eliminating all gradient parts of the force balance; we discuss two methods for this in Section 2.2. The main aims of this paper are two-fold: 1) to introduce approaches for considering the solenoidal balance of forces in spherical dynamo simulations; 2) to examine the solenoidal force balance on a few selected cases.

2. Mathematical formulation

2.1. Mathematical and numerical setup

We consider a spherical shell, in spherical coordinates: (r, θ, ϕ) , filled with a Boussinesq, electrically conducting fluid of constant density, ρ , and located between $r = r_i$ and $r = r_o > r_i$. The shell rotates with rate $\boldsymbol{\Omega} = \Omega \hat{\mathbf{z}}$ where z is the vertical coordinate. Gravity acts radially inwards such that $\mathbf{g} = -g\mathbf{r}$. The intrinsic diffusivity parameters (the kinematic viscosity, ν , thermal diffusivity, κ , and magnetic diffusivity, η) of the fluid are assumed to be constant. At both boundaries, we use impenetrable, rigid, electrically insulating, isothermal conditions with a temperature difference of ΔT maintained between the boundaries, allowing differential heating to drive convection. The coupled set of partial differential equations governing the evolution of velocity, \mathbf{u} , pressure, p , temperature, T , and magnetic induction, \mathbf{B} , are

$$E_\eta \left(\frac{\partial \mathbf{u}}{\partial t} + \mathbf{u} \cdot \nabla \mathbf{u} \right) = -\nabla p - 2 \hat{\mathbf{z}} \times \mathbf{u} + (\nabla \times \mathbf{B}) \times \mathbf{B} + \widetilde{Ra} T \mathbf{r} + E \nabla^2 \mathbf{u}, \quad (2.1a)$$

$$\frac{\partial T}{\partial t} + \mathbf{u} \cdot \nabla T = q \nabla^2 T, \quad \frac{\partial \mathbf{B}}{\partial t} - \nabla \times (\mathbf{u} \times \mathbf{B}) = \nabla^2 \mathbf{B}, \quad (2.1b, c)$$

$$\nabla \cdot \mathbf{u} = 0, \quad \nabla \cdot \mathbf{B} = 0, \quad (2.1d, e)$$

where we have nondimensionalised using lengthscale, $d = r_o - r_i$, timescale, d^2/η , temperature scale, ΔT , and magnetic scale $\sqrt{\rho \mu_0 \eta \Omega}$. The nondimensional parameters appearing in our set of equations are the magnetic Ekman number, E_η , the modified Rayleigh number,

\widetilde{Ra} , Ekman number, E , Roberts number, q , defined as

$$E_\eta = \frac{\eta}{\Omega d^2}, \quad \widetilde{Ra} = \frac{\alpha g \Delta T d}{\Omega \eta}, \quad E = \frac{\nu}{\Omega d^2}, \quad q = \frac{\kappa}{\eta}. \quad (2.2a-d)$$

The Rayleigh number we use is a modified version of the classical Rayleigh number, Ra , where $\widetilde{Ra} = Ra E q$. The aspect ratio of the shell, r_i/r_o , is set to the Earth-like value of 0.35. Alternative input parameters (sometimes used in dynamo simulations) are the Prandtl number, $Pr \equiv E/qE_\eta = \nu/\kappa$ and the magnetic Prandtl number, $Pm \equiv E/E_\eta = \nu/\eta$.

We numerically solve the governing equations, (2.1a–e), using the Leeds spherical dynamo code (Willis *et al.* 2007). The output parameters we report for each dynamo simulation are the magnetic Reynolds number, Rm , the Elsasser number, Λ , the modified Elsasser number (Dormy 2016), Λ' , which are defined by

$$Rm = \frac{Ud}{\eta}, \quad \Lambda = \frac{B^2}{\rho \mu_0 \eta \Omega}, \quad \Lambda' = \Lambda \frac{d}{Rm \ell_B} = \frac{B^2}{\rho \mu_0 \Omega U \ell_B}, \quad (2.3a, b, c)$$

where U and B are (dimensional) rms values of the velocity and magnetic field, respectively, and $\ell_B^2 = \int_V \mathbf{B}^2 dV / \int_V (\nabla \times \mathbf{B})^2 dV$ is a measure of the typical magnetic dissipation lengthscale. We also report the dipolarity, f_{dip} (Teed *et al.* 2014), and the ratio of the energy being dissipated by viscous forces to the total energy dissipation (viscous and ohmic), f_ν (Dormy *et al.* 2018). All quantities are averaged over space and time.

2.2. Forces and solenoidal forces

Forces in our model can be identified from (2.1a). They are the inertial, \mathbf{F}_I , pressure gradient, \mathbf{F}_P , Coriolis, \mathbf{F}_C , Lorentz, \mathbf{F}_L , Archimedean, \mathbf{F}_A , and viscous, \mathbf{F}_V , forces defined by

$$\mathbf{F}_I = E_\eta \left(\frac{\partial \mathbf{u}}{\partial t} + \mathbf{u} \cdot \nabla \mathbf{u} \right), \quad \mathbf{F}_P = -\nabla p, \quad \mathbf{F}_C = -2 \hat{\mathbf{z}} \times \mathbf{u}, \quad (2.4a, b, c)$$

$$\mathbf{F}_L = (\nabla \times \mathbf{B}) \times \mathbf{B}, \quad \mathbf{F}_A = \widetilde{Ra} T \mathbf{r}, \quad \mathbf{F}_V = E \nabla^2 \mathbf{u}. \quad (2.4d, e, f)$$

Several recent studies (Aubert *et al.* 2017; Schwaiger *et al.* 2019, 2021) also analyse an ‘ageostrophic Coriolis force’ constructed by subtracting the pressure gradient from the full Coriolis force: $\mathbf{F}_C^{\text{ag}} = \mathbf{F}_C - \mathbf{F}_P$. We will make use of shorthand notation on variables and in text: I (inertia), P (pressure), C (Coriolis), L or M (Lorentz or magnetic), A (Archimedean), and V (viscous). A sub- or super-script ‘ag’ refers to the ageostrophic Coriolis force.

The balances commonly spoken of in reference to Earth’s core dynamics are the QG and MAC balances. A purely geostrophic balance leads to the Taylor-Proudman constraint, demanding z -independent flows. However, the constraint itself arises from the *curl* of the balance which has eliminated gradient parts of forces. The constraint is thus independent of the pressure gradient and, indeed, any gradient part, which has led to attention being given to the ‘ageostrophic Coriolis force’ defined above. However, flows are not perfectly geostrophic and, in fact, *all* forces listed in (2.4) may have gradient parts which, combined, drive a pressure gradient. This combined gradient force is, in an incompressible flow, immediately balanced by pressure to ensure the incompressible constraint. As such, \mathbf{F}_C^{ag} also retains a gradient part but none of these gradient parts are relevant to the dynamics. A safer and cleaner mathematical approach is to directly eliminate the gradient part of the Coriolis term and to split the contribution to pressure driven by each force separately. This allows access to the remnant parts (and their balance), which can be thought of as versions of each force with the gradient part removed; we refer to these as ‘solenoidal forces’.

Soderlund *et al.* (2015); Yadav *et al.* (2016); Aurnou & King (2017) used volume integrated forces to analyse the competition of Coriolis and Lorentz forces. Aubert *et al.* (2017) expanded

on this approach by considering scale dependence. A systematic study using this approach was performed by Schwaiger *et al.* (2019). They later focussed on extraction of potentially relevant lengthscales from force balances (Schwaiger *et al.* 2021). In this work, we go further by considering two methods of eradicating gradient parts of the forces to form solenoidal forces: forming the curl of each force; and projecting each force onto its solenoidal (i.e. non-gradient) part.

2.2.1. Decomposition of forces

Using a known approach (Aubert *et al.* 2017; Schwaiger *et al.* 2019), each force defined in (2.4) is written as a combination of scalar potentials (\mathcal{R} , \mathcal{S} , and \mathcal{T}), which, in turn, are expanded in spherical harmonics of degree l and order m . (Partial) integration of the force vector over the volume (see the Supplementary Material) allows us to define

$$F_l^2 = \mathcal{F}(\mathcal{R}, \mathcal{S}, \mathcal{T}) \equiv 2 \sum_{m=0}^{l'} \int_{r_1+b}^{r_0-b} \left[|\mathcal{R}_l^m|^2 + l(l+1) \left(|\mathcal{S}_l^m|^2 + |\mathcal{T}_l^m|^2 \right) \right] r^2 dr, \quad (2.5)$$

which gives the power spectra of an individual *force* as a function of l . Here, the prime denotes a halving of the $m = 0$ term and $b \sim O(E^{1/2})$ represents the boundary layer thickness.

2.2.2. Decomposition of curl of forces

A straightforward way to form a solenoidal representation of forces is to consider the curl of each force. This approach was followed by Dormy (2016); Schaeffer *et al.* (2017). We curl each force in (2.4) and then write them as a combination of scalar potentials ($\hat{\mathcal{R}}$, $\hat{\mathcal{S}}$, and $\hat{\mathcal{T}}$). In an identical process to section 2.2.1 (see the Supplementary Material), this allows us to define $C_l^2 = \mathcal{F}(\hat{\mathcal{R}}, \hat{\mathcal{S}}, \hat{\mathcal{T}})$ which gives the power spectra of an individual *curl of a force* as a function of l .

Such spectra have a natural tendency to peak at smaller scales and thus need sufficient resolution (see Hughes & Cattaneo 2019). It is easy to compensate spectra for this increase at smaller scale. Since the double curl of a solenoidal force relates to its Laplacian, we chose to compensate with $\hat{C}_l = (l(l+1))^{-1/2} C_l$ (though very similar plots would have been obtained though a compensation via l^{-1}). It should be stressed that the compensated spectra, of course, present exactly the same crossings between curves as the uncompensated spectra.

The curl of forces offers a unique representation of the solenoidal part of forces. As we shall see below, this uniqueness does not apply to projected forces. In particular, these compensated spectra should not be confused with an ‘uncurl’ which would have to involve the radial lengthscale as well as, for a solenoidal uncurl, the gradient of an arbitrary harmonic potential.

2.2.3. Formation and decomposition of projected forces

An alternative, more formal, procedure for forming solenoidal forces is to calculate the projection of forces onto their solenoidal part. This projection stems from the Helmholtz-Hodge decomposition, namely the fact that a smooth vector field in a bounded domain can be uniquely decomposed into a pure gradient field and a divergence-free vector parallel to the boundary (at the boundary). This results in the so-called Leray projector; for a given force, \mathbf{F} , if we write $\mathbf{F} = \nabla \times \mathbf{A} + \nabla \varphi$ for some potentials \mathbf{A} and φ , then $\nabla \cdot \mathbf{F} = \nabla^2 \varphi$. Given boundary conditions, this can be solved for φ , whence the projected force is defined as $\mathbb{P}(\mathbf{F}) = \mathbf{F} - \nabla \varphi = \mathbf{F} - \nabla ((\nabla^2)^{-1} \nabla \cdot \mathbf{F})$.

Such an approach is often used when computing incompressible flows and is then referred to as the Temam-Chorin algorithm. An impermeable boundary imposes $\mathbf{u} \cdot \mathbf{n} = 0$ on the boundary of the domain and the flow (or the sum of all forces) can thus be uniquely projected.

Run	E	E_η	q	Pm	$\frac{\widetilde{Ra}}{Ra_c}$	Rm	Ro_ℓ	Λ	ℓ_B	Λ'	f_{dip}	f_ν
A	10^{-4}	8.3×10^{-6}	12	12	2.05	206.537	0.00417	0.237	0.101	0.0113	0.938	0.974
B	10^{-4}	8.3×10^{-6}	12	12	10	863.002	0.0313	81.772	0.0347	2.731	0.831	0.422
C	10^{-4}	10^{-4}	1	1	30	293.419	0.152	0.0553	0.823	0.0892	0.317	0.871
D	10^{-5}	10^{-5}	1	1	10	149.624	0.0127	2.116	0.0513	0.276	0.908	0.288

Table 1: Input and output parameters of dynamo simulations performed for this study.

In other words, the potential φ is uniquely determined with $\partial_n \varphi = \mathbf{F} \cdot \mathbf{n}$ at the boundary. When considering individual forces, the fact that one wants to reconstruct a divergence-free vector field, which has no physical reason to be parallel to the boundary raises the issue of non-uniqueness. Indeed the potential φ is then determined up to an arbitrary harmonic potential set by the boundary conditions imposed on the projected field (as would be the case for an ‘uncurl’, see above). Here we imposed that each force is projected onto the space of divergence-free vector functions having vanishing normal component along the boundary. This corresponds to the Leray projector; it is a sensible choice, but not imposed by physics. A similar projection was considered by Hughes & Cattaneo (2019) in Cartesian geometry simulations though without specifying the harmonic field.

As before, $\mathbb{P}(\mathbf{F})$ is then written as a combination of scalar potentials ($\tilde{\mathcal{R}}$, $\tilde{\mathcal{S}}$, and $\tilde{\mathcal{T}}$), which, following the same method of section 2.2.1, allows us to define $P_l^2 = \mathcal{F}(\tilde{\mathcal{R}}, \tilde{\mathcal{S}}, \tilde{\mathcal{T}})$ giving the power spectra of an individual *force projection* as a function of l .

3. Results

We illustrate here the effect of considering the solenoidal force balance on a few simple cases which do not claim to be state of the art, but which highlight the effects of dropping the gradient part of all forces. We make use of regime diagrams (Christensen *et al.* 1999; Dormy 2016; Moffatt & Dormy 2019). Tab. 1 lists input and output parameters of dynamo simulations included in this study; here the criticality of the Rayleigh number is compared to the onset of (non-magnetic) convection (Dormy *et al.* 2004).

3.1. Hydrodynamic solution

We start by considering a purely hydrodynamic (HD) simulation with no magnetic field. In that case the viscous timescale d^2/ν is used to non-dimensionalise the system (as opposed to d^2/η elsewhere). The relevant parameters are $E = 10^{-4}$, $Pr = \nu/\kappa = 1$, and $Ra/Ra_c = 10$.

In Fig. 1a,b,c we present spectra plots for F_l , \hat{C}_l , and P_l respectively for the HD run. The plots of F_l show a dominant geostrophic balance across most scales; we refer to balances involving the pressure gradient as zeroth order balances. A first order AC^{3g} balance exists at large scales while remaining forces are sub-dominant. At small scales the geostrophic balance is broken by inertia, which enters the zeroth order balance, replacing the Coriolis force. The viscous force appears negligible at all lengthscales. In Fig. 2a, we plot a meridional section of u_r , which confirms the near-geostrophy; flow structures are predominantly independent of rotation axis. In solenoidal force plots (Figs. 1b,c) the necessary absence of the pressure gradient (and hence, geostrophic balance) better reveals the balance controlling the dynamics. A first order AC balance is seen at large lengthscales, equivalent to that of AC^{3g} in F_l . Strikingly, however, the viscous force shows increased significance at smaller lengthscales

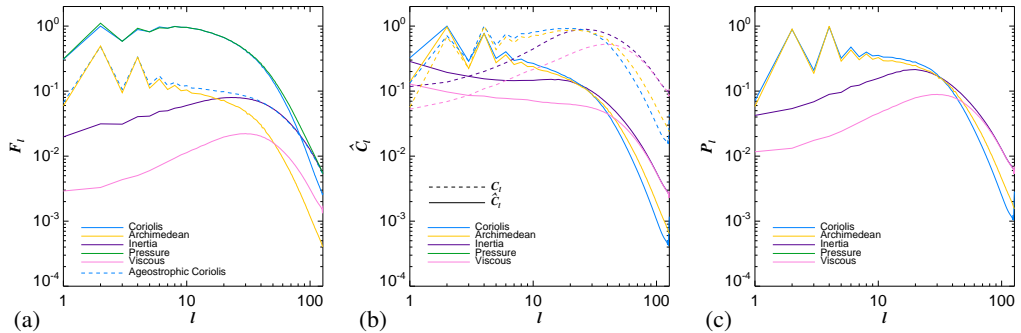


Figure 1: Comparison of representation of forces for the HD run ($E = 10^{-4}$, $Ra = 10Ra_c$). (a) forces, (b) curl of forces (compensated and uncompensated) and (c) projected force. All quantities have been averaged in time and space, yet boundary layers have been removed.

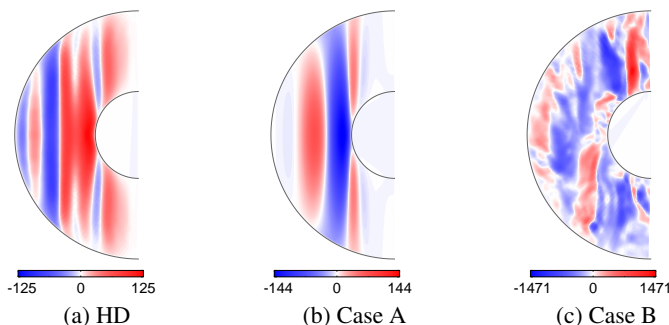


Figure 2: Meridional sections of u_r in different regimes.

effecting a transition in first order balance from AC to VI for $l \gtrsim 40$. This important feature is lost in the plots of F_l because of the dominance of the zeroth order balance combined with the assumption that only the Coriolis force balances the pressure gradient.

Fig. 1b also shows a comparison between uncompensated curled forces, C_l , in dashed lines, and their compensated counterpart \hat{C}_l in solid lines. As expected, \hat{C}_l partly compensates for the power introduced at smaller scales by the extra spatial gradient. In all remaining plots we use \hat{C}_l for better comparison with F_l and P_l .

It is interesting to compare the ageostrophic Coriolis force with $(C_C)_l$ and $(P_C)_l$. The deviation of $(F_C^{\text{ag}})_l$ in Fig. 1a from its solenoidal counterparts in Fig. 1b,c demonstrates the contribution of the gradient parts of remaining forces. The effect is most pronounced at smaller scales where the geostrophic balance is broken by the inertial force.

Fig. 1 neatly shows the misinterpretation that is possible by retaining gradient parts of forces. Solenoidal forces provide a more precise version of the balance by removing these complications.

3.2. Dynamo solutions

The presence of the Lorentz force in dynamo simulations adds to the available force balances. It has long been proposed that ‘weak field’ (with $\mathbf{F}_L \ll \mathbf{F}_C$) and ‘strong field’ (with $\mathbf{F}_L \sim \mathbf{F}_C$) regimes are distinct dipolar dynamo solutions on separate regime branches (see Moffatt & Dormy 2019, for the history of these ideas). Schwaiger *et al.* (2019) introduced the term ‘QG-Hybrid’ for regimes close to the onset of dynamo action where the Lorentz force is

weak. A change in regime can be identified by a sharp change in the behaviour of the solution for a small change in input parameter, typically Ra . For example, this could be whether or not the Lorentz force enters a leading order balance at a range of lengthscales. Previous studies (Christensen *et al.* 1999; Dormy 2016) guide us on suitable input parameters for obtaining various regimes. At $E_\eta = 8.3 \times 10^{-6}$ and $E = 10^{-4}$ (i.e. $Pm = 12$), we observe a discontinuous jump between branches as \widetilde{Ra} is varied (we have not yet studied bistability). For fixed values of E_η and E , this allows us to consider: a regime with weak forcing that is a ‘weak field’ (Dormy 2016) or ‘QG-Hybrid’ (Schwaiger *et al.* 2019) solution (case A); a regime with stronger forcing where the Lorentz force is important (case B). Case B is likely more typical of the solutions commonly presented in previous literature. Although less relevant for the geodynamo, for completeness, we also discuss a fluctuating multipolar solution (case C).

Fig. 3a,b,c, for case A, predictably shows that the Lorentz force enters only as an additional secondary force at all scales and never enters the leading order balance of solenoidal forces. The role of the viscous force is not obvious in F_l but is clearly revealed in the solenoidal forces; in both \hat{C}_l and P_l , \mathbf{F}_V enters the primary balance over a wide range of scales demonstrating that this dynamo model is strongly influenced by viscous effects, contrary to what Fig 3a indicates. The balance is AC and then VAC beyond $l \sim 10$; as expected for such balances, the resultant flow is strongly z -independent (Fig. 2b).

Fig. 3d,e,f, for case B is typified by the Lorentz force entering the primary balance of forces. Fig. 3d, for F_l , is similar to plots found in previous work (Schwaiger *et al.* 2019). Whilst the importance of the Lorentz force can be observed in F_l , the picture is again different when the solenoidal forces are formed with plots of \hat{C}_l and P_l (Figs. 3e,f) revealing a MAC balance for $l \lesssim 10$, beyond which an MC balance prevails for $10 \lesssim l \lesssim 100$. The solenoidal forces again show the viscous force entering the primary balance at small scales. In contrast to previous runs (where it entered either across a wide range of lengthscales or in a small scale VI balance), here the balance is VM for $l \gtrsim 100$. The effect of the change to a magnetically-influenced balance can be seen in a meridional section of the flow (Fig. 2c). The structure of the flow is no longer vertically aligned, demonstrating departure from rotationally-dominated flow. The Lorentz force relaxes the Taylor-Proudman constraint in a way that it (and neither inertial nor viscous forces) was unable to do in the previous regimes. Because the Leray projector suffers from a non-uniqueness due to the harmonic field, we place the emphasis on Fig. 3e, which is uniquely defined, and highlights both the primary importance of the Lorentz force at all scales and the irrelevance, from a dynamical point of view, of curve crossings in Fig. 3d.

A multipolar dynamo regime is obtained with sufficiently strong driving. Inertia becomes increasingly important over a range of lengthscales; as shown in Fig. 3g,h,i, for case C, the contribution from the inertial force at all lengthscales is much greater compared with the less strongly driven cases. Plots of F_l show the inertial force entering the zeroth order balance at small scales; Schwaiger *et al.* (2019) exhibit a similar plot to Fig. 3g for a multipolar simulation at alternative input parameters. However, in Figs. 3h,i solenoidal force balances reveal the inertial force entering at leading order across all lengthscales and it becomes the dominant solenoidal force for $l \gtrsim 20$. This again demonstrates the potential pitfall in considering the ageostrophic Coriolis force over a more complete approach that removes gradients fully. The Lorentz force is weak and does not enter the leading order balance at any scale. We finally report a simulation (case D) at $E = E_\eta = 10^{-5}$, and a forcing of 10 times critical; Fig. 4 shows force balances for this simulation. Fig. 4a is, in many respects, similar to some of the force balances published in the literature for state-of-the-art simulations. A clear crossing is present between the buoyancy and the Lorentz force curves. However, it

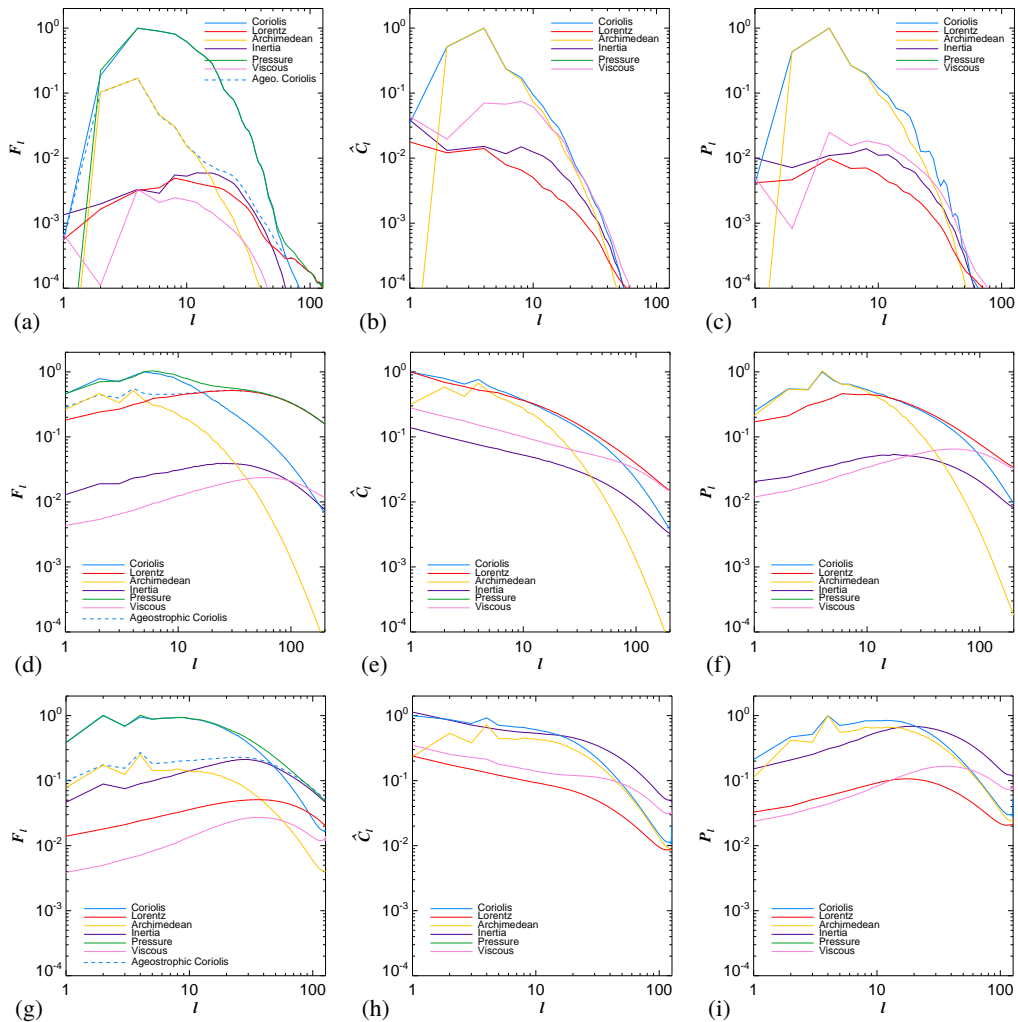


Figure 3: Force spectra representations for case A (a,b,c) for which odd modes (except $l = 1$) are not plotted due to strong symmetry about the equator, case B (d,e,f) and case C (g,h,i).

does not correspond to a dynamically relevant lengthscale, as revealed by the curl of forces in Fig. 4b. In this simulation the solenoidal parts of the buoyancy, Lorentz, and Coriolis forces appear to be in general balance, though with some fluctuations. Further work is clearly needed to ascertain whether a more accurate balance of Coriolis and Lorentz forces at all scales (as seen in Fig. 3e) can be achieved by slightly decreasing E_η at this value of E with fixed forcing.

4. Discussion

We have presented three different representations of force balances in several spherical dynamo simulations. Our length-dependent plots of traditional forces (F_l) are similar to those found previously (Aubert *et al.* 2017; Schwaiger *et al.* 2019, 2021; Aubert & Gillet 2021). Broadly speaking, F_l is dominated by a zeroth order geostrophic balance at least at

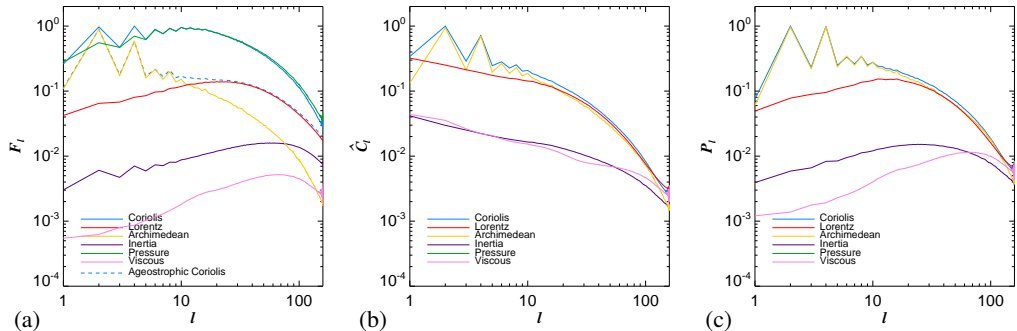


Figure 4: Force spectra representations for case D.

large scales. It can also be argued that, at large scales, a first order AC^{ag} balance then exists. In case B/C the Lorentz/inertial force also becomes significant at zeroth order. For case B, the claim could be that a zeroth order geostrophic balance at large scales gives way to a zeroth order magnetostrophic balance at smaller scales; however, it is unclear what useful meaning \mathbf{F}_C^{ag} retains once geostrophy is broken. The remaining forces: inertia (in the HD regime and cases A, B, and D), Lorentz (in cases A and C), and viscous (in all regimes), appear to be secondary forces across all scales. In particular, the viscous force is always a secondary force in each regime under this representation of the forces. However, this is numerically puzzling as the resolution using a spectral method requires small-scale regularity. The viscous force is thus needed from a numerical point of view to regularise the smallest scales.

Removing the gradient part of each force (including, consequently, the whole pressure gradient force and zeroth order balance) to form ‘solenoidal forces’ (\hat{C}_l and P_l) is desirable because it allows direct access to the balance of forces that controls the dynamics. P_l has a degree of arbitrariness in the choice of the harmonic field, whereas \hat{C}_l is uniquely defined. The first order balance in \hat{C}_l and P_l is AC at large scales with the Lorentz/inertial force also entering in case B/C. At smaller scales (near the tail of the spectra), the viscous force now enters the balance in each simulation. When the zeroth order balance is geostrophic, the leading order balance in \hat{C}_l and P_l essentially recovers the first order balance shown in F_l . This is because, in such situations, the solenoidal part of the Coriolis force is well approximated by its ageostrophic part; in other words $\mathbb{P}(\mathbf{F}_C) \approx \mathbf{F}_C^{\text{ag}}$. However, as l increases and \mathbf{F}_C loses its predominance in the zeroth order balance, its ageostrophic part becomes an unreliable approximation for its solenoidal part. We found that $\mathbb{P}(\mathbf{F}_C) \approx \mathbf{F}_C^{\text{ag}}$ was only reliably satisfied for $l \lesssim 10$; it is a particularly poor measure in case B where the Lorentz force enters the first order balance even at the largest scales. Notably, this regime is the most relevant for the geodynamo; for this reason we advocate the use of solenoidal forces, which provide an accurate measure for the dynamically relevant balance across all scales. Schwaiger *et al.* (2019); Aubert & Gillet (2021) argue that important lengthscales for the flow can be derived from the crossings of F_l curves. We argue that such crossings of terms containing gradient parts can be misleading when trying to understand the dynamics of an incompressible (Boussinesq) flow. If such crossings are relevant, they should be observed on the curl of forces instead. It is also worth noting that, in addition to the scale dependence we have presented, force balances may also depend on position; for example, between the regions inside and outside the tangent cylinder. A spectral decomposition, by its nature, cannot capture such inhomogeneity in position.

We constructed two representations of solenoidal forces. Some authors also compare the azimuthal average of the azimuthal component of force balances in order to be free of any

gradient effects (this is the case for example in Sheyko *et al.* (2018); Menu *et al.* (2020)) The advantage of curls is there is no arbitrariness in the calculation; gradient parts are eliminated in a unique manner. The potential disadvantage of taking curls is their tendency to inflate sharp spatial changes. It is possible to partly compensate C_l to form \hat{C}_l ; however, this does not account for radial derivatives introduced when curling. Projecting the forces onto their solenoidal part has the advantage of no extra derivative. However, a harmonic field is introduced adding a degree of arbitrariness to P_l . In our work, the chosen condition on this field was that each force has vanishing radial part on the boundaries. Nevertheless, although plots of \hat{C}_l and P_l may appear quantitatively different at large scales, they present the same qualitative picture and are equivalent at small scales. In particular, either representation offers a clearer picture of the balance controlling the flow than the comparison of full forces.

Acknowledgements. The authors are grateful to Steve Tobias for discussions. This work was supported by DiRAC Project ACTP245. This work was presented at the Isaac Newton Institute in Cambridge, UK on 16 May 2022 (ED) and on 14 Sept. 2022 (RT).

Declaration of interests. The authors report no conflict of interest.

REFERENCES

- AUBERT, J, GASTINE, T & FOURNIER, A 2017 Spherical convective dynamos in the rapidly rotating asymptotic regime. *Journal of Fluid Mechanics* **813**, 558–593.
- AUBERT, J & Gillet, N 2021 The interplay of fast waves and slow convection in geodynamo simulations nearing Earth’s core conditions. *Geophysical Journal International* **225** (3), 1854–1873.
- AURNOU, JM & KING, EM 2017 The cross-over to magnetostrophic convection in planetary dynamo systems. *Proceedings of the Royal Society A: Mathematical, Physical and Engineering Sciences* **473** (2199), 20160731.
- CHRISTENSEN, U, OLSON, P & GLATZMAIER, GA 1999 Numerical modelling of the geodynamo: a systematic parameter study. *Geophysical Journal International* **138** (2), 393–409.
- DORMY, E 2016 Strong-field spherical dynamos. *Journal of Fluid Mechanics* **789**, 500–513.
- DORMY, E, ORUBA, L & PETITDEMANGE, L 2018 Three branches of dynamo action. *Fluid Dynamics Res.* **50** (1), 011415.
- DORMY, E, SOWARD, AM, JONES, CA, JAULT, D & CARDIN, P 2004 The onset of thermal convection in rotating spherical shells. *Journal of Fluid Mechanics* **501**, 43–70.
- HUGHES, DW & CATTANEO, F 2019 Force balance in convectively driven dynamos with no inertia. *Journal of Fluid Mechanics* **879**, 793–807.
- MENU, M, PETITDEMANGE, L & GALTIER, S 2020 Magnetic effects on fields morphologies and reversals in geodynamo simulations. *Physics of the Earth and Planetary Interiors* **307**, 106542.
- MOFFATT, K & DORMY, E 2019 *Self-Exciting Fluid Dynamos*. *Cambridge Texts in Applied Mathematics*. Cambridge University Press.
- SCHAEFFER, N, JAULT, D, NATAF, H-C & FOURNIER, A 2017 Turbulent geodynamo simulations: a leap towards earth’s core. *Geophysical Journal International* **211** (1), 1–29.
- SCHWAIGER, T, GASTINE, T & AUBERT, J 2019 Force balance in numerical geodynamo simulations: a systematic study. *Geophysical Journal International* **219** (Supplement_1), S101–S114.
- SCHWAIGER, T, GASTINE, T & AUBERT, J 2021 Relating force balances and flow length scales in geodynamo simulations. *Geophysical Journal International* **224** (3), 1890–1904.
- SHEYKO, A, FINLAY, C, FAVRE, J. & A., JACKSON 2018 Scale separated low viscosity dynamos and dissipation within the earth’s core. *Sci. Rep.* **8**, 12566.
- SODERLUND, KM, SHEYKO, A, KING, EM & AURNOU, JM 2015 The competition between lorentz and coriolis forces in planetary dynamos. *Progress in Earth and Planetary Science* **2** (1), 1–10.
- TEED, RJ, JONES, CA & TOBIAS, SM 2014 The dynamics and excitation of torsional waves in geodynamo simulations. *Geophysical Journal International* **196** (2), 724–735.
- WILLIS, AP, SREENIVASAN, B & GUBBINS, D 2007 Thermal core–mantle interaction: exploring regimes for ‘locked’ dynamo action. *Physics of the Earth and Planetary Interiors* **165** (1–2), 83–92.
- YADAV, RK, GASTINE, T, CHRISTENSEN, UR, WOLK, SJ & POPPENHAEGER, K 2016 Approaching a realistic

force balance in geodynamo simulations. *Proceedings of the National Academy of Science* **113** (43), 12065–12070.