



**HAL**  
open science

# Prescribed-Time Formation Control for a Class of Multi-agent Systems via Fuzzy Reinforcement Learning

Yan Zhang, Mohammed Chadli, Zhengrong Xiang

► **To cite this version:**

Yan Zhang, Mohammed Chadli, Zhengrong Xiang. Prescribed-Time Formation Control for a Class of Multi-agent Systems via Fuzzy Reinforcement Learning. *IEEE Transactions on Fuzzy Systems*, 2023, 31 (12), pp.4195–4204. 10.1109/TFUZZ.2023.3277480 . hal-04117871

**HAL Id: hal-04117871**

**<https://hal.science/hal-04117871>**

Submitted on 13 Dec 2023

**HAL** is a multi-disciplinary open access archive for the deposit and dissemination of scientific research documents, whether they are published or not. The documents may come from teaching and research institutions in France or abroad, or from public or private research centers.

L'archive ouverte pluridisciplinaire **HAL**, est destinée au dépôt et à la diffusion de documents scientifiques de niveau recherche, publiés ou non, émanant des établissements d'enseignement et de recherche français ou étrangers, des laboratoires publics ou privés.

# Prescribed-Time Formation Control for a Class of Multiagent Systems via Fuzzy Reinforcement Learning

Yan Zhang, Mohammed Chadli <sup>ib</sup>, *Senior Member, IEEE*, and Zhengrong Xiang <sup>ib</sup>, *Member, IEEE*

**Abstract**—This article concerns optimal prescribed-time formation control for a class of nonlinear multiagent systems (MASs). Optimal control depends on the solution of the Hamilton–Jacobi–Bellman equation, which is hard to be calculated directly due to its inherent nonlinearity. To overcome this difficulty, the reinforcement learning strategy with fuzzy logic systems is proposed, in which identifier, actor, and critic are used to estimate unknown nonlinear dynamics, implement control behavior, and evaluate system performance, respectively. Different from the existing optimal control algorithms, a new performance index function considering formation error cost and control input energy cost is constructed to achieve optimal formation control of MASs within a prescribed time. The presented control strategy can ensure that the formation error converges to the desired accuracy within a prescribed time. Finally, the validity of the presented strategy is verified via a simulation example.

**Index Terms**—Formation control, fuzzy logic systems, Hamilton–Jacobi–Bellman, nonlinear multiagent systems (MASs), prescribed-time control, reinforcement learning (RL).

## I. INTRODUCTION

COOPERATIVE control of multiagent systems (MASs) has drawn widespread concern from scholars because of its extensive application. Cooperative control includes consensus control, containment control, formation control, etc. Formation control refers to constructing control protocols to stabilize agents’ positions with respect to each other and to achieve specified geometric shapes. The formation control of MASs has been applied in the fields of mobile robots [1], underactuated marine surface vessels [2], and unmanned aerial vehicles [3]. Zhang et al. [4] presented a formation-tracking control scheme for linear MASs. Then, an event-triggered formation containment control strategy was developed in [5] for linear MASs.

This work was supported in part by the National Natural Science Foundation of China under Grant 61873128 and Grant 62273210, in part by the Postgraduate Research and Practice Innovation Program of Jiangsu Province, and in part by the Shandong Provincial Natural Science Foundation under Grant ZR2021MF052 and Grant ZR2020MF062. (*Corresponding author: Zhengrong Xiang.*)

Yan Zhang and Zhengrong Xiang are with the School of Automation, Nanjing University of Science and Technology, Nanjing 210094, China (e-mail: zhangyan05301@163.com; xiangzr@njust.edu.cn).

Mohammed Chadli is with the University Paris-Saclay, Univ Evry, IBISC, 91020 Evry, France (e-mail: mchadli20@gmail.com).

Furthermore, the formation control issues for nonlinear MASs were further investigated in [6], [7], [8], and [9]. The results obtained in [4], [5], [6], [7], [8], and [9] only realized the expected formation; however, the optimal performance was not considered.

Optimal control is a research topic with important academic value and broad application potential [10], [11]. To make the controlled system complete the tasks with the least resources, Bellman in [12] and Pontryagin in [13] put forward the optimal control. Usually, it is expected that the optimal function can be got by solving the Hamilton–Jacobi–Bellman (HJB) equation, and then, the optimal controller can be constructed [14]. As a partial differential equation with multiple nonlinear terms, it is hard to find an analytical solution to the HJB equation. As a machine learning method, reinforcement learning (RL) was inspired by animal behavior and gradually became a powerful tool. Under the actor–critic architecture, the optimal consensus and formation control of MASs concerned in [15], [16], and [17], [18], [19], respectively. It should be pointed out that most RL algorithms [15], [16], [17], [18], [19] need prior knowledge of system dynamics while the nonlinear terms of most actual dynamic systems may be unknown. By applying RL under the actor–critic–identifier (ACI) architecture, Wen et al. [20], [21] developed the optimal control strategies for MASs. However, the optimal control results [10], [11], [12], [13], [14], [15], [16], [17], [18], [19], [20], [21] can only ensure the expected performance when the time variable goes to infinity.

Convergence rate, as a crucial performance criterion, is one of the hot topics in the control field [22], [23]. To improve the convergence rate, some finite-time formation control results of MASs were reported in [24], [25], [26], and [27]. The settling time in [24], [25], [26], and [27] is dependent on initial conditions, which limits the application of finite-time control. To address this issue, some fixed-time formation control issues were investigated in [28], [29], [30], and [31]. It should be mentioned that the settling time in [28], [29], [30], and [31] depends on the design parameters, which makes it difficult to adjust the design parameters according to actual control requirements. For this reason, some prescribed-time consensus control issues for MASs were investigated in [32], [33], [34], [35], [36], [37], and [38]. However, the schemes developed in [22], [23], [24], [25], [26], [27], [28], [29], [30], [31], [32], [33], [34], [35], [36], [37], and [38] did not take into account optimal performances. To the author’s knowledge, for a class of uncertain nonlinear MASs, the

prescribed-time formation control via RL is still an interesting and challenging topic, which is rarely reported.

Motivated by the above statements, a prescribed-time formation control strategy is presented for a class of MASs, which can guarantee that the formation error converges to the desired accuracy within a prescribed time. The main innovations are as follows.

- 1) Different from the existing prescribed-time control [32], [33], [34], [35], [36], [37], [38], the optimal control problem is considered. By constructing an auxiliary function and an error transformation function, the original performance index function is rewritten, which lays the foundation for realizing the prescribed-time formation control of MASs with the least resources.
- 2) The proposed strategy can eliminate the assumption of persistence excitation, which is required by most optimal control algorithms (such as [19] and [20]). In addition, new actor updating laws are designed to implement training sufficiently.
- 3) Compared with the existing optimal control results for MASs (such as [12], [13], [14], [15], [16], [17], [18], [19], [20], [21]), the settling time is not influenced by initial conditions and design parameters and can be prescribed.

The rest is organized as follows. Section II gives the problem description and some preliminaries. The prescribed-time control scheme is developed in Section III. Thereafter, the validity of the strategy is verified in Section IV via a simulation example. Finally Section V concludes the article.

## II. PROBLEM DESCRIPTION AND SOME PRELIMINARIES

### A. Graph Theory

The undirected connected graph  $\mathcal{G} = (\mathcal{V}, \chi, \mathcal{A})$  is modeled to describe the communication network among agents, where  $\mathcal{V} = \{v_1, v_2, \dots, v_n\}$ ,  $\chi \subseteq \mathcal{V} \times \mathcal{V}$ , and  $\mathcal{A} = [a_{ij}]$  represent vertex set, edge set, and adjacency matrix, respectively. If there is an information flow from  $v_j$  to  $v_i$ , then  $\bar{v}_{ij} = (v_i, v_j) \in \chi$  and  $a_{ij} = 1$ , and  $v_j$  is a neighbor of  $v_i$ ; otherwise,  $\bar{v}_{ij} \notin \chi$  and  $a_{ij} = 0$ . The neighbor node set is denoted by  $\mathcal{N}_i = \{v_j \mid (v_i, v_j) \in \chi\}$ . If and only if  $a_{ij} = a_{ji}$ ,  $\mathcal{G}$  is an undirected graph. If any pair of distinct vertices has a path, the undirected graph is connected, where a path from  $v_i$  to  $v_j$  is an edge sequence in the form of  $(v_i, v_{i1}), (v_{i1}, v_{i2}), \dots, (v_{il}, v_j)$ .

$\mathcal{L} = \mathcal{D} - \mathcal{A} \in R^{n \times n}$  and  $\mathcal{B} = \text{diag}\{b_1, b_2, \dots, b_n\}$  denote the Laplacian matrix and the communication matrix between agent and leader, respectively, where  $\mathcal{D} = \text{diag}\{\sum_{j=1}^n a_{1j}, \dots, \sum_{j=1}^n a_{nj}\}$ . Assume that at least one agent is connected to the leader, which means  $\sum_{i=1}^n b_i > 0$ .

### B. Fuzzy Logic Systems

IF-THEN rules:

*Rule l:* IF  $x_1$  is  $A_1^l$ ,  $x_2$  is  $A_2^l, \dots, x_k$  is  $A_k^l$

THEN:  $y_B$  is  $B^l$ .

where  $x = [x_1, \dots, x_k]^T \in R^k$  and  $y_B$  denote the input and output of  $l$  represents the number of fuzzy rules.  $\mu_{A_i^l}(x_i)$  and

$\mu_{B^l}(y_B)$  denote the membership functions of fuzzy sets  $A_i^l$  and  $B^l$ , respectively.

Combining the singleton fuzzifier, product inference, and center average defuzzifier,  $y_B$  can be expressed as

$$y_B(x) = \frac{\sum_{l=1}^L \Phi^l \prod_{i=1}^k \mu_{A_i^l}(x_i)}{\sum_{l=1}^L \left[ \prod_{i=1}^k \mu_{A_i^l}(x_i) \right]}$$

where  $L$  denotes the total number of fuzzy rules,  $\Phi^l$  satisfies  $\mu_{B^l}(\Phi^l) = \max\{\mu_{B^l}(y_B) \mid y_B \in R\}$ .

Let

$$\varphi^l = \frac{\prod_{i=1}^k \mu_{A_i^l}(x_i)}{\sum_{l=1}^L \left[ \prod_{i=1}^k \mu_{A_i^l}(x_i) \right]}$$

and  $\varphi = [\varphi^1, \dots, \varphi^L]^T$  and  $\Phi = [\Phi^1, \dots, \Phi^L]^T$ . Then,  $y_B(x)$  is represented as

$$y_B(x) = \Phi^T \varphi(x).$$

*Lemma 1 (see [17]):* For  $\forall \varepsilon > 0$ , there exists FLS  $\Phi^T \varphi(x)$  such that  $\sup_{x \in \Xi} |f(x) - \Phi^T \varphi(x)| \leq \varepsilon$ , where  $f(x)$  denotes a continuous function defined on a compact set  $\Xi$ .

### C. Problem Description

Consider the following multiagent system (MAS):

$$\dot{x}_i = u_i + f_i(x_i), \quad i = 1, \dots, n \quad (1)$$

where  $x_i = [x_{i1}, \dots, x_{im}]^T \in R^m$ ,  $u_i = [u_{i1}, \dots, u_{im}]^T \in R^m$  and  $f_i(\cdot) \in R^m$  represent the system state, control input, and unknown continuous nonlinear function, respectively.

*Assumption 1:* The desired formation trajectory  $x_d \in R^m$  and its derivative  $\dot{x}_d \in R^m$  are bounded.

Define the coordinate transformations as

$$z_i = x_i - x_d - \epsilon_i \quad (2)$$

where  $z_i = [z_{i1}, \dots, z_{im}]^T \in R^m$  denotes the tracking error;  $\epsilon_i = [\epsilon_{i1}, \dots, \epsilon_{im}]^T \in R^m$  denotes the relative position between the leader and the agent  $i$ , which describes the formation mode.

*Remark 1:*  $x_d$  and  $\dot{x}_d$  represent the desired formation position and speed, respectively. In actual formation control, the given formation position and speed must be bounded. Otherwise, the formation would not be feasible. Assumption 1 is usually used in formation control, such as [20] and [21].

The formation error is defined as

$$\begin{aligned} e_i &= \sum_{j \in \mathcal{N}_i} a_{ij} (x_i - \epsilon_i - x_j + \epsilon_j) + b_i (x_i - x_d - \epsilon_i) \\ &= \sum_{j \in \mathcal{N}_i} a_{ij} (z_i - z_j) + b_i z_i \end{aligned} \quad (3)$$

where  $e_i = [e_{i1}, \dots, e_{im}]^T \in R^m$ .

*Definition 1:* The practical prescribed-time formation control of MAS (1) can be realized if there exists protocol  $u_i$  such that  $\|e_i\| < \|\varepsilon_i\|$  for  $\forall t > T$ , where  $T > 0$  is a settling time and  $\varepsilon_i = [\varepsilon_{i1}, \varepsilon_{i2}, \dots, \varepsilon_{im}]^T \in R^m$  denotes the desired accuracy.

Define the performance index function as follows:

$$J_i(e_i) = \int_t^\infty e^{-\alpha_i(\tau-t)} (e_i^T Q_i e_i + u_i^T R_i u_i) d\tau \quad (4)$$

where  $\alpha_i > 0$  represents the discount factor, and  $Q_i$  and  $R_i$  denote the symmetric positive-definite matrices.

*Definition 2* (see [40]): For MAS (1), if **1**)  $u_i$  is continuous; **2**)  $u_i(0) = 0$ ; **3**)  $u_i$  stabilizes (1) on the set  $\Omega$ ; **4**)  $J_i(e_i)$  is finite, then the control protocol  $u_i$  is admissible on  $\Omega$ , which is represented as  $u_i \in \Psi(\Omega)$ .

*Remark 2*: To obtain the optimal formation control protocol  $u^*$  so that MAS (1) can achieve the desired formation, the performance index function includes the formation error cost and the control input cost is considered in (4).

The tasks of this article are to present a prescribed-time control algorithm for MAS (1) such that 1) the formation error (3) converges to the desired accuracy within a prescribed time; 2) the performance index function (4) can be minimized.

#### D. Necessary Lemmas

*Lemma 2* (see [41]): The Laplacian matrix of the undirected connected graph is irreducible.

*Lemma 3* (see [21]): If the Laplacian matrix is irreducible, then  $\mathcal{L} + \mathcal{B}$  is a positive-definite matrix.

*Lemma 4* (see[39]): For  $\iota, j \in R$ , one has

$$\iota j \leq \frac{m^p}{p} \|\iota\|^p + \frac{1}{qm^q} \|j\|^q \quad (5)$$

where  $m > 0$ , and  $p, q > 1$  with  $(p-1)(q-1) = 1$ .

### III. PRESCRIBED-TIME FORMATION CONTROL

#### A. Error Transformation Function

To realize the prescribed-time control performance of MAS (1), an auxiliary function is given as follows:

$$\zeta = \begin{cases} (1-\tau) \left(\frac{T-t}{T}\right)^2 + \tau, & 0 \leq t < T \\ \tau, & t \geq T \end{cases} \quad (6)$$

where  $0 < \tau < 1$  represents the design parameter, and  $T > 0$  denotes the prescribed time. The following properties are obtained from (6): 1)  $\zeta$  is strictly decreasing over  $[0, T)$ , with  $\zeta(0) = 1$ , and  $\zeta = \tau$  for  $\forall t \geq T$ ; 2)  $\zeta$  is smooth, and  $\zeta$  and  $\dot{\zeta}$  are bounded for all  $t \geq 0$ .

Define the error transformation function as  $\xi_i = [\xi_{i1}, \dots, \xi_{im}]^T \in R^m$ .  $\xi_{i\ell}$  is constructed as follows:

$$\xi_{i\ell} = \tan\left(\frac{\pi e_{i\ell}}{2\wp\zeta}\right), \ell = 1, \dots, m \quad (7)$$

where  $\wp > 0$  is a constant, and  $|e_{i\ell}(0)| < \wp\zeta(0)$ .

*Remark 3*: For  $\forall t \geq 0$ , if  $\xi_{i\ell}$  is bounded, it can be observed that  $-\wp\zeta < e_{i\ell} < \wp\zeta$  from (7). From the definition of  $\zeta$ , it further indicates that as long as  $\xi_{i\ell}$  is made bounded,  $-\wp\tau < e_{i\ell} < \wp\tau$  for  $\forall t \geq T$ , that is, the prescribed performance of  $e_i$  can be realized.

#### B. Optimal Formation Control

From (7), we can obtain that

$$e_{i\ell} = \frac{2\wp\zeta}{\pi} \arctan(\xi_{i\ell}), i = 1, \dots, n, \ell = 1, \dots, m. \quad (8)$$

Then,  $e_i$  can be further expressed as  $e_i = [\frac{2\wp\zeta}{\pi} \arctan(\xi_{i1}), \dots, \frac{2\wp\zeta}{\pi} \arctan(\xi_{im})]^T$ .

Let  $e_i = \frac{2\wp\zeta}{\pi} v_i$  with  $v_i = [v_{i1}, \dots, v_{im}] = [\arctan(\xi_{i1}), \dots, \arctan(\xi_{im})]^T$ . The performance index function (4) can be represented as

$$J_i = \int_t^\infty e^{-\alpha_i(\tau-t)} \left( \left( \frac{2\wp\zeta}{\pi} v_i \right)^T Q_i \left( \frac{2\wp\zeta}{\pi} v_i \right) + u_i^T R_i u_i \right) d\tau. \quad (9)$$

*Remark 4*: Through the transformation function (7), the error  $e_{i\ell}$  is rewritten as (8) and embedded into the performance index function (4). This operation can ensure that the performance index function includes formation error cost and control input energy cost while achieving the prescribed-time formation control performance of MAS (1).

Taking the optimal formation control  $u^* = [u_1^{*T}, \dots, u_n^{*T}]^T \in R^{nm}$  into (9), we can get the optimal performance index function as follows:

$$\begin{aligned} J_i^* &= \min_{u_i \in \Psi(\Omega)} \left\{ \int_t^\infty e^{-\alpha_i(\tau-t)} \left( \left( \frac{2\wp\zeta}{\pi} v_i \right)^T Q_i \left( \frac{2\wp\zeta}{\pi} v_i \right) \right. \right. \\ &\quad \left. \left. + u_i^T R_i u_i \right) d\tau \right\} \\ &= \int_t^\infty e^{-\alpha_i(\tau-t)} \left( \left( \frac{2\wp\zeta}{\pi} v_i \right)^T Q_i \left( \frac{2\wp\zeta}{\pi} v_i \right) \right. \\ &\quad \left. + u_i^{*T} R_i u_i^* \right) d\tau. \end{aligned} \quad (10)$$

From (2) and (3), taking the time derivative of  $e_i$  yields

$$\dot{e}_i = c_i f_i + c_i u_i - b_i \dot{x}_d - \sum_{j \in N_i} a_{ij} \dot{x}_j \quad (11)$$

where  $c_i = \sum_{j \in N_i} a_{ij} + b_i$ .

Then, taking the time derivative of  $v_{i\ell}$  yields

$$\dot{v}_{i\ell} = \frac{\dot{\xi}_{i\ell}}{1 + \xi_{i\ell}^2} = \frac{1}{1 + \xi_{i\ell}^2} K_{i\ell} (\dot{e}_{i\ell} - \gamma_{i\ell}) \quad (12)$$

where  $K_{i\ell} = \frac{\pi}{2\wp\zeta \cos^2(\frac{\pi e_{i\ell}}{2\wp\zeta})}$  and  $\gamma_{i\ell} = \frac{e_{i\ell} \dot{\zeta}}{\zeta}$ .

From (11) and (12), we have

$$\begin{aligned} \dot{v}_i &= \bar{K}_i (\dot{e}_i - \gamma_i) \\ &= \bar{K}_i \left( c_i f_i + c_i u_i - b_i \dot{x}_d - \sum_{j \in N_i} a_{ij} \dot{x}_j - \gamma_i \right) \end{aligned} \quad (13)$$

where  $\bar{K}_i = \text{diag}\left\{ \frac{K_{i1}}{1 + \xi_{i1}^2}, \dots, \frac{K_{im}}{1 + \xi_{im}^2} \right\}$ , and  $\gamma_i = [\gamma_{i1}, \dots, \gamma_{im}]^T$ .

By calculating the time derivative of (10), we can get HJB equation as follows:

$$\begin{aligned}
& H_i \left( v_i, \zeta, u_i^*, \frac{\partial J_i^*}{\partial v_i}, \frac{\partial J_i^*}{\partial \zeta} \right) \\
&= \left( \frac{2\wp\zeta}{\pi} v_i \right)^T Q_i \left( \frac{2\wp\zeta}{\pi} v_i \right) + u_i^{*T} R_i u_i^* - \alpha_i J_i^* + \frac{\partial J_i^*}{\partial v_i^T} \\
&\quad \times \left[ \bar{K}_i \left( c_i f_i + c_i u_i^* - b_i \dot{x}_d - \sum_{j \in N_i} a_{ij} \dot{x}_j - \gamma_i \right) \right] \\
&\quad + \frac{\partial J_i^*}{\partial \zeta} \frac{d\zeta}{dt} \\
&= \left( \frac{2\wp\zeta}{\pi} v_i \right)^T Q_i \left( \frac{2\wp\zeta}{\pi} v_i \right) + u_i^{*T} R_i u_i^* - \alpha_i J_i^* + \frac{\partial J_i^*}{\partial \xi_i^T} \left[ K_i \right. \\
&\quad \times \left. \left( c_i f_i + c_i u_i^* - b_i \dot{x}_d - \sum_{j \in N_i} a_{ij} \dot{x}_j - \gamma_i \right) \right] + \frac{\partial J_i^*}{\partial \zeta} \frac{d\zeta}{dt} \\
&= 0 \tag{14}
\end{aligned}$$

where  $K_i = \text{diag}\{K_{i1}, \dots, K_{im}\}$ . The right-hand side of (10) is existent and unique, it can be known that  $u_i^*$  is the unique solution of (14). By solving  $\frac{\partial H_i(v_i, \zeta, u_i^*, \frac{\partial J_i^*}{\partial v_i}, \frac{\partial J_i^*}{\partial \zeta})}{\partial u_i^*} = 0$ , one can get the optimal control input as follows:

$$u_i^* = -\frac{c_i}{2} R_i^{-1} K_i^T \frac{\partial J_i^*}{\partial \xi_i}. \tag{15}$$

Substituting (15) into (14) yields

$$\begin{aligned}
& \left( \frac{2\wp\zeta}{\pi} v_i \right)^T Q_i \left( \frac{2\wp\zeta}{\pi} v_i \right) - \alpha_i J_i^* + \frac{\partial J_i^*}{\partial \zeta} \frac{d\zeta}{dt} \\
&+ \frac{\partial J_i^*}{\partial \xi_i^T} \left[ K_i \left( c_i f_i - b_i \dot{x}_d - \sum_{j \in N_i} a_{ij} \dot{x}_j - \gamma_i \right) \right] \\
&- \frac{c_i^2}{4} \frac{\partial J_i^*}{\partial \xi_i^T} K_i R_i^{-1} K_i^T \frac{\partial J_i^*}{\partial \xi_i} = 0. \tag{16}
\end{aligned}$$

*Remark 5:* It is expected to get the term  $\frac{\partial J_i^*}{\partial \xi_i}$  by solving (16). Due to that the HJB equation (16) contains completely unknown system dynamics, it is difficult or even impossible to calculate its solution.

RL methods, as a powerful tool, will be used to address the optimal formation issue.

### C. ACI Design

To achieve the optimal formation control,  $\frac{\partial J_i^*}{\partial \xi_i}$  is segmented as

$$\frac{\partial J_i^*}{\partial \xi_i} = \frac{2\bar{h}_i}{c_i} K_i^{-2} \xi_i + \frac{2}{c_i} K_i^{-2} \bar{f}_i(X_i) + \frac{1}{c_i} K_i^{-2} J_i^0(\mathcal{X}_i) \tag{17}$$

where  $\bar{h}_i > \frac{3}{4}$  is a design parameter,  $J_i^0(\mathcal{X}_i) = -2\bar{h}_i \xi_i - 2\bar{f}_i + c_i^2 K_i^2 \frac{dJ_i^*}{d\xi_i}$ , and  $\bar{f}_i(X_i) = R_i K_i (f_i(x_i) - \dot{x}_d - \mu^{-1} \gamma_i)$  with

$$\mu = \lambda_{\max}(\tilde{\mathcal{L}}), \tilde{\mathcal{L}} = \mathcal{L} + \mathcal{B}, \mathcal{X}_i = [x_i, \xi_i, x_d, \dot{x}_d, \zeta, \dot{\zeta}]^T, X_i = [x_i, x_d, \dot{x}_d, \zeta, \dot{\zeta}]^T.$$

By substituting (17) into (15), we have

$$\begin{aligned}
u_i^* &= -\bar{h}_i R_i^{-1} K_i^{-1} \xi_i - R_i^{-1} K_i^{-1} \bar{f}_i(X_i) \\
&\quad - \frac{1}{2} R_i^{-1} K_i^{-1} J_i^0(\mathcal{X}_i). \tag{18}
\end{aligned}$$

The unknown terms  $\bar{f}_i(X_i)$  and  $J_i^0(\mathcal{X}_i)$  are continuous, by Lemma 1, for  $\forall \varepsilon_{fi} \in R^m$  and  $\forall \varepsilon_i \in R^m$ , there exist FLSs  $\Psi_{fi}^{*T} \varphi_{fi}(X_i)$  and  $\Psi_i^{*T} \varphi_i(\mathcal{X}_i)$  such that

$$\bar{f}_i(X_i) = \Psi_{fi}^{*T} \varphi_{fi}(X_i) + \varepsilon_{fi}(X_i) \tag{19}$$

$$J_i^0(\mathcal{X}_i) = \Psi_i^{*T} \varphi_i(\mathcal{X}_i) + \varepsilon_i(\mathcal{X}_i) \tag{20}$$

where  $\Psi_{fi}^* \in R^{p_1 \times m}$  and  $\Psi_i^* \in R^{p_2 \times m}$  denote the optimal parameter matrices;  $p_1$  and  $p_2$  denote the fuzzy rule numbers;  $\varphi_{fi} \in R^{p_1}$  and  $\varphi_i \in R^{p_2}$  denote the fuzzy basis function vectors; the approximation errors  $\varepsilon_{fi} \in R^m$  and  $\varepsilon_i \in R^m$  satisfy  $\|\varepsilon_{fi}\| \leq \delta_{fi}$  and  $\|\varepsilon_i\| \leq \delta_i$ ;  $\delta_{fi}$  and  $\delta_i$  are constants.

Substituting (19) and (20) into (17) and (18), we get

$$\begin{aligned}
\frac{\partial J_i^*}{\partial \xi_i} &= \frac{2\bar{h}_i}{c_i} K_i^{-2} \xi_i + \frac{2}{c_i} K_i^{-2} \Psi_{fi}^{*T} \varphi_{fi}(X_i) \\
&\quad + \frac{2}{c_i} K_i^{-2} \varepsilon_{fi}(X_i) + \frac{1}{c_i} K_i^{-2} \Psi_i^{*T} \varphi_i(\mathcal{X}_i) \\
&\quad + \frac{1}{c_i} K_i^{-2} \varepsilon_i(\mathcal{X}_i) \tag{21}
\end{aligned}$$

$$\begin{aligned}
u_i^* &= -\bar{h}_i R_i^{-1} K_i^{-1} \xi_i - R_i^{-1} K_i^{-1} \Psi_{fi}^{*T} \varphi_{fi}(X_i) \\
&\quad - R_i^{-1} K_i^{-1} \varepsilon_{fi}(X_i) - \frac{1}{2} R_i^{-1} K_i^{-1} \Psi_i^{*T} \varphi_i(\mathcal{X}_i) \\
&\quad - \frac{1}{2} R_i^{-1} K_i^{-1} \varepsilon_i(\mathcal{X}_i). \tag{22}
\end{aligned}$$

Because  $\Psi_{fi}^*$  and  $\Psi_i^*$  are unknown, (21) and (22) are not available. To this end, we design the following identifier, critic, and actor.

First, to identify the unknown dynamic function, we design the identifier as follows:

$$\hat{f}_i(X_i) = \hat{\Psi}_{fi}^T \varphi_{fi}(X_i) \tag{23}$$

where  $\hat{f}_i(X_i)$  and  $\hat{\Psi}_{fi} \in R^{p_1 \times m}$  denote the output of FLS and identifier parameter matrices, respectively. In addition, we design the identifier updating law as follows:

$$\dot{\hat{\Psi}}_{fi} = P_i (\mu \varphi_{fi}(X_i) \xi_i^T R_i^{-1} - \omega_i \hat{\Psi}_{fi}) \tag{24}$$

where  $\omega_i > 0$  denotes a design parameter, and  $P_i \in R^{p_1 \times p_1}$  denotes a positive-definite matrix. To evaluate the control performance, we design the following critic:

$$\begin{aligned}
\frac{\partial \hat{J}_i^*}{\partial \xi_i} &= \frac{2\bar{h}_i}{c_i} K_i^{-2} \xi_i + \frac{2}{c_i} K_i^{-2} \hat{\Psi}_{fi}^T \varphi_{fi}(X_i) \\
&\quad + \frac{1}{c_i} K_i^{-2} \hat{\Psi}_{ci}^T \varphi_i(\mathcal{X}_i) \tag{25}
\end{aligned}$$

where  $\frac{\partial \hat{J}_i^*}{\partial \xi_i}$  and  $\hat{\Psi}_{ci} \in R^{p_2 \times m}$  denotes the critic parameter matrix. Then, we design the following updating law for (25):

$$\dot{\hat{\Psi}}_{ci} = -\eta_{ci}(\varphi_i(\mathcal{X}_i)\varphi_i^T(\mathcal{X}_i) + JI_{p_2})\hat{\Psi}_{ci} \quad (26)$$

where  $\eta_{ci} > 0$  and  $J > 0$  represent design parameters. To implement the control behavior, the actor is designed as follows:

$$u_i = -\hat{h}_i R_i^{-1} K_i^{-1} \xi_i - R_i^{-1} K_i^{-1} \hat{\Psi}_{fi}^T \varphi_{fi}(X_i) - \frac{1}{2} R_i^{-1} K_i^{-1} \hat{\Psi}_{ai}^T \varphi_i(\mathcal{X}_i) \quad (27)$$

where  $\hat{h}_i > \frac{3}{4}$ ,  $\hat{\Psi}_{ai} \in R^{p_2 \times m}$  represents the actor parameter matrix. We construct the following actor updating law:

$$\dot{\hat{\Psi}}_{ai} = -(\varphi_i(\mathcal{X}_i)\varphi_i^T(\mathcal{X}_i) + JI_{p_2})(\eta_{ai}(\hat{\Psi}_{ai} - \hat{\Psi}_{ci}) + \eta_{ci}\hat{\Psi}_{ci}) \quad (28)$$

where  $\eta_{ai} > 0$  represents the actor design parameter.

*Remark 6:* The actor updating laws in [21] was constructed as  $\dot{\hat{\Psi}}_{ai} = -\varphi_i(\mathcal{X}_i)\varphi_i^T(\mathcal{X}_i)(\eta_{ai}(\hat{\Psi}_{ai} - \hat{\Psi}_{ci}) + \eta_{ci}\hat{\Psi}_{ci})$ . If the term  $\hat{\Psi}_{ai} - \hat{\Psi}_{ci}$  falls on the value of zero eigenvectors of  $\varphi_i(\mathcal{X}_i)\varphi_i^T(\mathcal{X}_i)$ , the training may be terminated. To this end,  $JI_{p_2}$  is introduced in (28) for sufficient training.

*Remark 7:* The actor  $u_i$  is expected to satisfy  $H_i(v_i, \zeta, u_i, \frac{\partial \hat{J}_i^*}{\partial v_i}, \frac{\partial \hat{J}_i^*}{\partial \zeta}) \rightarrow 0$ . Inserting (25) and (27) into (14), we can get the approximated HJB equation as follows:

$$\begin{aligned} & H_i(v_i, \zeta, u_i, \frac{\partial \hat{J}_i^*}{\partial v_i}, \frac{\partial \hat{J}_i^*}{\partial \zeta}) \\ &= \left( \frac{2\wp\zeta}{\pi} v_i \right)^T Q_i \left( \frac{2\wp\zeta}{\pi} v_i \right) + \left( \hat{h}_i R_i^{-1} K_i^{-1} \xi_i \right. \\ &+ \frac{1}{2} R_i^{-1} K_i^{-1} \hat{\Psi}_{ai}^T \varphi_i(\mathcal{X}_i) + R_i^{-1} K_i^{-1} \hat{\Psi}_{fi}^T \\ &\times \varphi_{fi}(X_i) \left. \right)^T R_i \left( \hat{h}_i R_i^{-1} K_i^{-1} \xi_i + \frac{1}{2} R_i^{-1} K_i^{-1} \right. \\ &\times \hat{\Psi}_{ai}^T \varphi_i(\mathcal{X}_i) + R_i^{-1} K_i^{-1} \hat{\Psi}_{fi}^T \varphi_{fi}(X_i) \left. \right) - \alpha_i J_i^* \\ &- \frac{1}{c_i} (2\hat{h}_i K_i^{-2} \xi_i + K_i^{-2} \hat{\Psi}_{ci}^T \varphi_i(\mathcal{X}_i) + 2K_i^{-2} \hat{\Psi}_{fi}^T \\ &\times \varphi_{fi}(X_i)) \left( K_i \left( c_i \hat{h}_i R_i^{-1} K_i^{-1} \xi_i + c_i R_i^{-1} K_i^{-1} \right. \right. \\ &\times \hat{\Psi}_{fi}^T \varphi_{fi}(X_i) + \frac{c_i}{2} R_i^{-1} K_i^{-1} \hat{\Psi}_{ai}^T \varphi_i(\mathcal{X}_i) - c_i f_i \\ &\left. \left. + b_i \dot{x}_d + \gamma_i + \sum_{j \in N_i} a_{ij} \dot{x}_j \right) \right). \end{aligned}$$

If  $H_i(v_i, \zeta, u_i, \frac{\partial \hat{J}_i^*}{\partial v_i}, \frac{\partial \hat{J}_i^*}{\partial \zeta}) = 0$  holds, since the HJB equation has the unique solution, then we have  $\frac{\partial H_i(v_i, \zeta, u_i, \frac{\partial \hat{J}_i^*}{\partial v_i}, \frac{\partial \hat{J}_i^*}{\partial \zeta})}{\partial \hat{\Psi}_{ai}} = \frac{1}{2} \varphi_i(\mathcal{X}_i)\varphi_i^T(\mathcal{X}_i)(\hat{\Psi}_{ai} - \hat{\Psi}_{ci}) = 0$ . Define  $\Phi = Tr((\hat{\Psi}_{ai} -$

$\hat{\Psi}_{ci})^T(\hat{\Psi}_{ai} - \hat{\Psi}_{ci}))$ . From (26) and (28), we can get

$$\begin{aligned} \dot{\Phi} &= Tr \left( \frac{\partial \Phi}{\partial \hat{\Psi}_{ai}} \dot{\hat{\Psi}}_{ai} + \frac{\partial \Phi}{\partial \hat{\Psi}_{ci}} \dot{\hat{\Psi}}_{ci} \right) \\ &= Tr \left( -\frac{\partial \Phi}{\partial \hat{\Psi}_{ai}} (\varphi_i(\mathcal{X}_i)\varphi_i^T(\mathcal{X}_i) + JI_{p_2}) \right. \\ &\quad \times (\eta_{ai}(\hat{\Psi}_{ai} - \hat{\Psi}_{ci}) + \eta_{ci}\hat{\Psi}_{ci}) + \eta_{ci} \\ &\quad \times \frac{\partial \Phi}{\partial \hat{\Psi}_{ai}} (\varphi_i(\mathcal{X}_i)\varphi_i^T(\mathcal{X}_i) + JI_{p_2})\hat{\Psi}_{ci} \left. \right) \\ &= -\frac{\eta_{ai}}{2} Tr \left( \frac{\partial \Phi}{\partial \hat{\Psi}_{ai}} \varphi_i(\mathcal{X}_i)\varphi_i^T(\mathcal{X}_i) \frac{\partial \Phi}{\partial \hat{\Psi}_{ai}} \right) \\ &\leq 0. \end{aligned} \quad (29)$$

The inequality (29) means that  $\frac{\partial H_i(v_i, \zeta, u_i, \frac{\partial \hat{J}_i^*}{\partial v_i}, \frac{\partial \hat{J}_i^*}{\partial \zeta})}{\partial \hat{\Psi}_{ai}} = 0$  holds by the designed RL updating laws (26) and (28). Furthermore, we get that  $H_i(v_i, \zeta, u_i, \frac{\partial \hat{J}_i^*}{\partial v_i}, \frac{\partial \hat{J}_i^*}{\partial \zeta}) \rightarrow 0$ .

#### D. Main Results

*Theorem 1:* Consider MAS (1) under Assumption 1, if the identifier in (23), the critic in (25), and the actor in (27) with the updating laws (24), (26), and (28) are employed, then the formation error converges to the desired accuracy within a prescribed time, where the design parameters  $\hat{h}_i$ ,  $\eta_{ai}$ , and  $\eta_{ci}$  satisfy  $\hat{h}_i > \frac{3}{4}$  and  $\eta_{ai} > \eta_{ci} > \frac{\eta_{ai}}{2} > \frac{\mu R_i^{-1}}{4}$ .

*Proof:* Construct the Lyapunov function as follows:

$$V = \frac{1}{2} \xi^T \xi + \frac{1}{2} \sum_{i=1}^n (Tr\{\tilde{\Psi}_{fi}^T P_i^{-1} \tilde{\Psi}_{fi}\} + Tr\{\tilde{\Psi}_{ci}^T \tilde{\Psi}_{ci}\} + Tr\{\tilde{\Psi}_{ai}^T \tilde{\Psi}_{ai}\}) \quad (30)$$

where  $\xi = [\xi_1^T, \dots, \xi_n^T]^T \in R^{nm}$ ,  $\tilde{\Psi}_{fi} = \hat{\Psi}_{fi} - \Psi_{fi}^*$ ,  $\tilde{\Psi}_{ai} = \hat{\Psi}_{ai} - \Psi_{ai}^*$ ,  $\tilde{\Psi}_{ci} = \hat{\Psi}_{ci} - \Psi_{ci}^*$ .

From (3), (7), (24), (26), and (28), we have

$$\begin{aligned} \dot{V} &= \xi^T [K(\tilde{\mathcal{L}} \otimes I_m) \dot{z} - K\gamma] \\ &+ \sum_{i=1}^n Tr\{\tilde{\Psi}_{fi}^T (\mu R_i^{-1} \varphi_{fi}(X_i) \xi_i^T - \omega_i \hat{\Psi}_{fi})\} \\ &- \sum_{i=1}^n Tr\{\eta_{ci} \tilde{\Psi}_{ci}^T (\varphi_i(\mathcal{X}_i)\varphi_i^T(\mathcal{X}_i) + JI_{p_2}) \hat{\Psi}_{ci}\} \\ &- \sum_{i=1}^n Tr\{\tilde{\Psi}_{ai}^T (\varphi_i(\mathcal{X}_i)\varphi_i^T(\mathcal{X}_i) + JI_{p_2}) \\ &\quad \times (\eta_{ai}(\hat{\Psi}_{ai} - \hat{\Psi}_{ci}) + \eta_{ci}\hat{\Psi}_{ci})\} \\ &\leq \mu \sum_{i=1}^n \xi_i^T K_i (f_i + u_i - \dot{x}_d) - \sum_{i=1}^n \xi_i^T K_i \gamma_i \\ &+ \sum_{i=1}^n Tr\{\tilde{\Psi}_{fi}^T (\mu R_i^{-1} \varphi_{fi}(X_i) \xi_i^T - \omega_i \hat{\Psi}_{fi})\} \end{aligned}$$

$$\begin{aligned}
& - \sum_{i=1}^n \text{Tr}\{\eta_{ci} \tilde{\Psi}_{ci}^T(\varphi_i(\mathcal{X}_i) \varphi_i^T(\mathcal{X}_i) + JI_{p_2}) \hat{\Psi}_{ci}\} \\
& - \sum_{i=1}^n \text{Tr}\{\tilde{\Psi}_{ai}^T(\varphi_i(\mathcal{X}_i) \varphi_i^T(\mathcal{X}_i) + JI_{p_2}) \\
& \quad \times (\eta_{ai}(\hat{\Psi}_{ai} - \hat{\Psi}_{ci}) + \eta_{ci} \hat{\Psi}_{ci})\} \quad (31)
\end{aligned}$$

where  $K = \text{diag}\{K_1, \dots, K_n\} \in R^{nm \times nm}$ ,  $z = [z_1^T, \dots, z_n^T]^T \in R^{nm}$ ,  $\gamma = [\gamma_1^T, \dots, \gamma_n^T]^T \in R^{nm}$  and  $\mu = \lambda_{\max}(\mathcal{L})$ .

Substituting (19) and (27) into (31), we have

$$\begin{aligned}
\dot{V} & \leq \sum_{i=1}^n \xi_i^T (-\mu \hat{h}_i R_i^{-1} \xi_i - \mu R_i^{-1} \tilde{\Psi}_{fi}^T \varphi_{fi}(X_i) \\
& \quad + \mu R_i^{-1} \varepsilon_{fi}(X_i) - \frac{\mu}{2} R_i^{-1} \hat{\Psi}_{ai}^T \varphi_i(\mathcal{X}_i)) \\
& \quad + \sum_{i=1}^n \text{Tr}\{\tilde{\Psi}_{fi}^T (\mu R_i^{-1} \varphi_{fi}(X_i) \xi_i^T - \omega_i \hat{\Psi}_{fi})\} \\
& \quad - \sum_{i=1}^n \text{Tr}\{\eta_{ci} \tilde{\Psi}_{ci}^T (\varphi_i(\mathcal{X}_i) \varphi_i^T(\mathcal{X}_i) + JI_{p_2}) \hat{\Psi}_{ci}\} \\
& \quad - \sum_{i=1}^n \text{Tr}\{\tilde{\Psi}_{ai}^T (\varphi_i(\mathcal{X}_i) \varphi_i^T(\mathcal{X}_i) + JI_{p_2}) \\
& \quad \quad \times (\eta_{ai}(\hat{\Psi}_{ai} - \hat{\Psi}_{ci}) + \eta_{ci} \hat{\Psi}_{ci})\} \\
& \leq \sum_{i=1}^n \xi_i^T (-\mu \hat{h}_i R_i^{-1} \xi_i - \frac{\mu}{2} R_i^{-1} \hat{\Psi}_{ai}^T \varphi_i(\mathcal{X}_i) \\
& \quad + \mu R_i^{-1} \varepsilon_{fi}(X_i)) - \sum_{i=1}^n (\text{Tr}\{\omega_i \tilde{\Psi}_{fi}^T \hat{\Psi}_{fi}\} \\
& \quad - \sum_{i=1}^n \text{Tr}\{\eta_{ci} \tilde{\Psi}_{ci}^T (\varphi_i(\mathcal{X}_i) \varphi_i^T(\mathcal{X}_i) + JI_{p_2}) \hat{\Psi}_{ci}\} \\
& \quad - \sum_{i=1}^n \text{Tr}\{\eta_{ai} \tilde{\Psi}_{ai}^T (\varphi_i(\mathcal{X}_i) \varphi_i^T(\mathcal{X}_i) + JI_{p_2}) \hat{\Psi}_{ai}\} \\
& \quad + \sum_{i=1}^n (\eta_{ai} - \eta_{ci}) \text{Tr}\{\tilde{\Psi}_{ai}^T (\varphi_i(\mathcal{X}_i) \varphi_i^T(\mathcal{X}_i) + JI_{p_2}) \\
& \quad \quad \times \hat{\Psi}_{ci}\}. \quad (32)
\end{aligned}$$

By applying Cauchy–Schwartz inequality and Young’s inequality, we have

$$\mu R_i^{-1} \xi_i^T \varepsilon_{fi} \leq \frac{\mu}{2} R_i^{-1} \|\xi_i\|^2 + \frac{\mu}{2} R_i^{-1} \|\delta_{fi}\|^2 \quad (33)$$

$$\begin{aligned}
& - \frac{\mu}{2} R_i^{-1} \xi_i^T \hat{\Psi}_{ai}^T \varphi_i(\mathcal{X}_i) \leq \frac{\mu R_i^{-1}}{4} \|\xi_i\|^2 + \frac{\mu}{4} R_i^{-1} \\
& \quad \times \text{Tr}\{\hat{\Psi}_{ai}^T \varphi_i(\mathcal{X}_i) \varphi_i^T(\mathcal{X}_i) \hat{\Psi}_{ai}\}. \quad (34)
\end{aligned}$$

From  $\tilde{\Psi}_{fi,ai,ci} = \hat{\Psi}_{fi,ai,ci} - \Psi_{fi,i,i}^*$ , we have

$$\begin{aligned}
\text{Tr}\{\tilde{\Psi}_{fi}^T \hat{\Psi}_{fi}\} & = \frac{1}{2} \text{Tr}\{\tilde{\Psi}_{fi}^T \tilde{\Psi}_{fi} + \hat{\Psi}_{fi}^T \hat{\Psi}_{fi} - \Psi_{fi}^{*T} \Psi_{fi}^*\} \quad (35) \\
\text{Tr}\{\tilde{\Psi}_{ci,ai}^T (\varphi_i(\mathcal{X}_i) \varphi_i^T(\mathcal{X}_i) + JI_{p_2}) \hat{\Psi}_{ci,ai}\}
\end{aligned}$$

$$\begin{aligned}
& = \frac{1}{2} \text{Tr}\{\tilde{\Psi}_{ci,ai}^T (\varphi_i(\mathcal{X}_i) \varphi_i^T(\mathcal{X}_i) + JI_{p_2}) \tilde{\Psi}_{ci,ai}\} \\
& \quad + \frac{1}{2} \text{Tr}\{\hat{\Psi}_{ci,ai}^T (\varphi_i(\mathcal{X}_i) \varphi_i^T(\mathcal{X}_i) + JI_{p_2}) \hat{\Psi}_{ci,ai}\} \\
& \quad - \frac{1}{2} \text{Tr}\{\Psi_{fi}^{*T} (\varphi_i(\mathcal{X}_i) \varphi_i^T(\mathcal{X}_i) + JI_{p_2}) \Psi_{fi}^*\} \quad (36)
\end{aligned}$$

$$\begin{aligned}
& (\eta_{ai} - \eta_{ci}) \text{Tr}\{\tilde{\Psi}_{ai}^T (\varphi_i(\mathcal{X}_i) \varphi_i^T(\mathcal{X}_i) + JI_{p_2}) \hat{\Psi}_{ci}\} \\
& \leq \frac{\eta_{ai} - \eta_{ci}}{2} [\text{Tr}\{\tilde{\Psi}_{ai}^T (\varphi_i(\mathcal{X}_i) \varphi_i^T(\mathcal{X}_i) + JI_{p_2}) \tilde{\Psi}_{ai}\} \\
& \quad + \text{Tr}\{\hat{\Psi}_{ci}^T (\varphi_i(\mathcal{X}_i) \varphi_i^T(\mathcal{X}_i) + JI_{p_2}) \hat{\Psi}_{ci}\}]. \quad (37)
\end{aligned}$$

Substituting (33)–(37) into (32), we can get

$$\begin{aligned}
\dot{V} & \leq - \sum_{i=1}^n \mu R_i^{-1} \left( \hat{h}_i - \frac{3}{4} \right) \|\xi_i\|^2 - \sum_{i=1}^n \frac{\eta_{ci}}{2} \text{Tr}\{\tilde{\Psi}_{ci}^T \\
& \quad \times (\varphi_i(\mathcal{X}_i) \varphi_i^T(\mathcal{X}_i) + JI_{p_2}) \tilde{\Psi}_{ci}\} - \sum_{i=1}^n \frac{\eta_{ci}}{2} \\
& \quad \times \text{Tr}\{\tilde{\Psi}_{ai}^T (\varphi_i(\mathcal{X}_i) \varphi_i^T(\mathcal{X}_i) + JI_{p_2}) \tilde{\Psi}_{ai}\} \\
& \quad - \sum_{i=1}^n \text{Tr}\left\{ \frac{\omega_i}{2\lambda_{\max}(P_i^{-1})} \tilde{\Psi}_{fi}^T P_i^{-1} \tilde{\Psi}_{fi} \right\} \\
& \quad - \sum_{i=1}^n \left( \eta_{ci} - \frac{\eta_{ai}}{2} \right) \text{Tr}\{\hat{\Psi}_{ci}^T (\varphi_i(\mathcal{X}_i) \varphi_i^T(\mathcal{X}_i) \\
& \quad + JI_{p_2}) \hat{\Psi}_{ci}\} - \sum_{i=1}^n \left( \frac{\eta_{ai}}{2} - \frac{\mu R_i^{-1}}{4} \right) \text{Tr}\{\hat{\Psi}_{ai}^T \\
& \quad \times \varphi_i(\mathcal{X}_i) \varphi_i^T(\mathcal{X}_i) \hat{\Psi}_{ai}\} - \sum_{i=1}^n \frac{\eta_{ai}}{2} \text{Tr}\{\hat{\Psi}_{ai}^T \\
& \quad \times JI_{p_2} \hat{\Psi}_{ai}\} - \sum_{i=1}^n \frac{\omega_i}{2} \text{Tr}\{\hat{\Psi}_{fi}^T \hat{\Psi}_{fi}\} + \varrho \quad (38)
\end{aligned}$$

where  $\lambda_{\max}(P_i^{-1})$  represents the maximal eigenvalue of the matrix  $P_i^{-1}$ ,  $\varrho = \sum_{i=1}^n \frac{\mu}{2} R_i^{-1} \|\delta_{fi}\|^2 + \sum_{i=1}^n \frac{\omega_i}{2} \text{Tr}\{\Psi_{fi}^{*T} \Psi_{fi}^*\} + \sum_{i=1}^n \frac{\eta_{ai} + \eta_{ci}}{2} \text{Tr}\{\Psi_{fi}^{*T} (\varphi_i(\mathcal{X}_i) \varphi_i^T(\mathcal{X}_i) + JI_{p_2}) \Psi_{fi}^*\}$ .

From  $\frac{\mu R_i^{-1}}{4} < \frac{\eta_{ai}}{2} < \eta_{ci} < \eta_{ai}$ , we can obtain that  $-\sum_{i=1}^n (\eta_{ci} - \frac{\eta_{ai}}{2}) \text{Tr}\{\hat{\Psi}_{ci}^T (\varphi_i(\mathcal{X}_i) \varphi_i^T(\mathcal{X}_i) + JI_{p_2}) \hat{\Psi}_{ci}\} - \sum_{i=1}^n (\frac{\eta_{ai}}{2} - \frac{\mu R_i^{-1}}{4}) \text{Tr}\{\hat{\Psi}_{ai}^T \varphi_i(\mathcal{X}_i) \varphi_i^T(\mathcal{X}_i) \hat{\Psi}_{ai}\} - \sum_{i=1}^n \frac{\eta_{ai}}{2} \text{Tr}\{\hat{\Psi}_{ai}^T JI_{p_2} \hat{\Psi}_{ai}\} - \sum_{i=1}^n \frac{\omega_i}{2} \text{Tr}\{\hat{\Psi}_{fi}^T \hat{\Psi}_{fi}\} < 0$ . Then, the inequality (38) can be rewritten as

$$\begin{aligned}
\dot{V} & \leq - \sum_{i=1}^n \mu R_i^{-1} \left( \hat{h}_i - \frac{3}{4} \right) \|\xi_i\|^2 - \sum_{i=1}^n \frac{\eta_{ci}}{2} \text{Tr}\{\tilde{\Psi}_{ci}^T \\
& \quad \times (\varphi_i(\mathcal{X}_i) \varphi_i^T(\mathcal{X}_i) + JI_{p_2}) \tilde{\Psi}_{ci}\} - \sum_{i=1}^n \frac{\eta_{ci}}{2} \\
& \quad \times \text{Tr}\{\tilde{\Psi}_{ai}^T (\varphi_i(\mathcal{X}_i) \varphi_i^T(\mathcal{X}_i) + JI_{p_2}) \tilde{\Psi}_{ai}\} \\
& \quad - \sum_{i=1}^n \text{Tr}\left\{ \frac{\omega_i}{2\lambda_{\max}(P_i^{-1})} \tilde{\Psi}_{fi}^T P_i^{-1} \tilde{\Psi}_{fi} \right\} + \varrho. \quad (39)
\end{aligned}$$

There exists a constant  $\bar{\rho}$  such that  $\rho \leq \bar{\rho}$ . Then, we can get that

$$\begin{aligned} \dot{V} &\leq -\frac{\nu_1}{2} \sum_{i=1}^n \|\xi_i\|^2 - \frac{\nu_2}{2} \sum_{i=1}^n \text{Tr}\{\tilde{\Psi}_{fi}^T P_i^{-1} \tilde{\Psi}_{fi}\} \\ &\quad - \frac{\nu_3}{2} \sum_{i=1}^n \text{Tr}\{\tilde{\Psi}_{ci}^T \tilde{\Psi}_{ci}\} - \frac{\nu_3}{2} \sum_{i=1}^n \text{Tr}\{\tilde{\Psi}_{ai}^T \tilde{\Psi}_{ai}\} + \bar{\rho} \\ &\leq -\nu V + \bar{\rho} \end{aligned} \quad (40)$$

where  $\nu_1 = \min_{i=1, \dots, n} \{2(\mu R_i^{-1} \bar{h}_i - \frac{3\mu R_i^{-1}}{4})\}$ ,  $\nu_2 = \min_{i=1, \dots, n} \{\frac{\omega_i}{\lambda_{\max}(P_i^{-1})}\}$ ,  $\nu_3 = \min_{i=1, \dots, n} \{\eta_{ci} \lambda_{\min}(\varphi_i)\}$ ,  $\nu = \min\{\nu_1, \nu_2, \nu_3\}$ .  $\lambda_{\min}(\varphi_i)$  represents the minimal eigenvalue of matrix  $\varphi_i(\mathcal{X}_i) \varphi_i^T(\mathcal{X}_i)$ .

From (40), we can get that  $V \in L_\infty$ . Then,  $\xi_i \in L_\infty$ ,  $\tilde{\Psi}_{fi} \in L_\infty$ ,  $\tilde{\Psi}_{ci}^T \in L_\infty$ , and  $\tilde{\Psi}_{ai}^T \in L_\infty$  can be obtained. As  $\xi_i$  is bounded, it follows from (7) that  $-\rho\zeta < e_{i\ell} < \rho\zeta$ . Due to  $\zeta = \tau$  for  $\forall t \geq T$ , we get that  $\sum_{j \in N_i} a_{ij}(z_i - z_j) + b_i z_i < \bar{\rho}$  for  $\forall t \geq T$  with  $\bar{\rho} = [\rho\tau, \dots, \rho\tau]^T \in R^m$ , and then, the expected formation can be realized. It can be further obtained that the formation error can converge to the specified accuracy within a prescribed time. ■

*Remark 8:* The performance index functions specified in [15], [16], [17], [18], [19], [20], and [21] did not involve performance weights while the results presented in this article can make a tradeoff between the formation error cost and control input energy cost by choosing appropriate performance weights. By choosing  $R_i$ , which is smaller than  $Q_i$ , the formation error can converge to the desired accuracy with a faster convergence speed. Compared with the results in [15], [16], [17], [18], [19], [20], and [21], the presented control scheme is more conducive to engineering application.

*Remark 9:* It should be mentioned that the following knowledge on MAS (1) is required: the number of agents; the general connection between agents; the formation information loaded in MAS (1).

*Remark 10:* It is obvious that the controller parameter  $\bar{h}_i$  should be selected under the condition that  $\bar{h}_i > \frac{3}{4}$ . In practical engineering, the Laplacian matrix  $\mathcal{L}$ , the communication matrix  $\mathcal{B}$ , and the weight matrix  $R_i$  can be determined in advance, that is, the value of  $\frac{\mu R_i^{-1}}{2}$  can be obtained in advance. Then, the selection of  $\eta_{ai}$  should satisfy  $\eta_{ai} > \frac{\mu R_i^{-1}}{2}$ . Finally, the selection of  $\eta_{ci}$  should satisfy  $\eta_{ai} > \eta_{ci} > \frac{\eta_{ai}}{2}$ .

The block diagram of MAS is given in Fig. 1. Moreover, the proposed design procedure is given in Algorithm 1.

#### IV. SIMULATION EXAMPLE

In this section, to verify the feasibility of the scheme, the following MAS is considered:

$$\begin{aligned} \dot{x}_i &= -\iota_i x_i - \begin{bmatrix} 0.3x_{i1} \cos^2(\kappa_i x_{i1}) \\ x_{i2} - 0.5 \sin^2(\kappa_i x_{i2}) \end{bmatrix} + u_i \\ i &= 1, 2, 3, 4 \end{aligned}$$

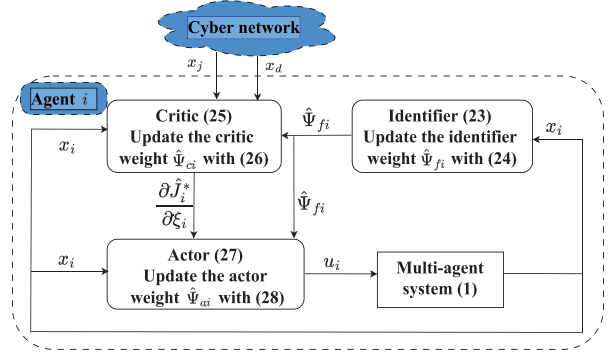


Fig. 1. Block diagram of MAS via RL.

---

#### Algorithm 1: Prescribed-Time Formation Control via Fuzzy RL.

---

**Input:**  $x_d, \epsilon_i, \mathcal{A}, \mathcal{D}, \mathcal{B}, \mathcal{L}, T, 0 < \tau < 1, R_i > 0, \mu = \lambda_{\max}(\tilde{\mathcal{L}})$

**Initialization:**  $x_i(0), x_d(0), \hat{\Psi}_{fi}(0), \hat{\Psi}_{ci}(0), \hat{\Psi}_{ai}(0)$

**Parameters:**

$\wp > 0, P_i > 0, \omega_i > 0, \eta_{ci} > 0, \eta_{ai} > 0, j > 0, \bar{h}_i > \frac{3}{4}$ , where  $\eta_{ci}$  and  $\eta_{ai}$  should satisfy  $\eta_{ai} > \eta_{ci} > \frac{\eta_{ai}}{2} > \frac{\mu R_i^{-1}}{4}$

**for** follower agent  $i$  **do**

    Compute  $e_i$  with (3)

    Compute  $\zeta$  with (6)

    Compute  $\xi_i$  with (7)

    Define fuzzy IF–THEN rules, input

$X_i = [x_i, x_d, \dot{x}_d, \zeta, \dot{\zeta}]^T$ , define  $X_i^0$ , determine fuzzy membership functions  $\mu_{F_i}^i(X_i)$ , and then determine fuzzy basis function vector  $\varphi_{fi}(X_i)$

    Define fuzzy IF–THEN rules, input

$\mathcal{X}_i = [x_i, \xi_i, x_d, \dot{x}_d, \zeta, \dot{\zeta}]^T$ , define  $\mathcal{X}_i^0$ , determine fuzzy membership functions  $\mu_{F_i^e}^i(\mathcal{X}_i)$ , and then determine fuzzy basis function vector  $\varphi_i(\mathcal{X}_i)$

    Compute  $u_i$  with (27)

    Update  $\hat{\Psi}_{fi}$  with (24)

    Update  $\hat{\Psi}_{ci}$  with (26)

    Update  $\hat{\Psi}_{ai}$  with (28)

**end for**

---

where  $[\iota_1, \iota_2, \iota_3, \iota_4]^T = [-0.3, 0.1, -0.3, 0.1]^T$ ,  $[\kappa_1, \kappa_2, \kappa_3, \kappa_4]^T = [0.5, 0.4, -5.5, -1.5]^T$ .

The initial positions and the desired trajectories are set as  $x_1(0) = [5, 5]^T$ ,  $x_2(0) = [-5, 4]^T$ ,  $x_3(0) = [5, -3]^T$ ,  $x_4(0) = [-4, -5]^T$ , and  $x_d = [6 \sin(0.5t), \frac{20}{7} \sin(0.7t)]^T$  with  $x_d(0) = [0, 0]^T$ , respectively. The formation pattern is described by  $\epsilon_1 = [4, 4]^T$ ,  $\epsilon_2 = [-4, 4]^T$ ,  $\epsilon_3 = [4, -4]^T$ ,  $\epsilon_4 = [-4, -4]^T$ . The settling time is specified as  $T = 3$ , and parameters are selected as  $\tau = 0.06$  and  $\wp = 10$ .

The adjacency matrix is selected as

$$\mathcal{A} = \begin{bmatrix} 0 & 1 & 0 & 0 \\ 1 & 0 & 1 & 0 \\ 0 & 1 & 0 & 1 \\ 0 & 0 & 1 & 0 \end{bmatrix}$$



then  $\mathcal{D} = \text{diag}\{1, 2, 2, 1\}$ , and the Laplacian matrix is set as

$$\mathcal{L} = \begin{bmatrix} 1 & -1 & 0 & 0 \\ -1 & 2 & -1 & 0 \\ 0 & -1 & 2 & -1 \\ 0 & 0 & -1 & 1 \end{bmatrix}$$

and the communication matrix is set as  $\mathcal{B} = \text{diag}\{1, 0, 0, 0\}$ .

The fuzzy sets of FLS  $\Psi_{f_i}^{*T} \varphi_{f_i}(X_i)$  are defined over the interval  $[-\frac{23}{2}, \frac{23}{2}]$ . Define the vector  $X_i$  as  $X_i = [x_i, x_d, \dot{x}_d, \zeta, \dot{\zeta}]^T$  and for  $l = 1, 2, \dots, 24$ , define

$$X_i^0 = \underbrace{\left[ \begin{array}{c} -\frac{25}{2} + l, -\frac{25}{2} + l \\ \vdots \\ -\frac{25}{2} + l, -\frac{25}{2} + l \end{array} \right]^T}_{5}.$$

Thus, the fuzzy membership functions of FLS  $\Psi_{f_i}^{*T} \varphi_{f_i}(X_i)$  are given as

$$\mu_{F^i}^i(X_i) = \exp\left(-\frac{(X_i - X_i^0)^T(X_i - X_i^0)}{2}\right). \quad (41)$$

Then, one can obtain the fuzzy basis function vector as  $\varphi_{f_i}(X_i) = [\varphi_{f_i}^1(X_i), \varphi_{f_i}^2(X_i), \dots, \varphi_{f_i}^{24}(X_i)]$ , where

$$\varphi_{f_i}^l(X_i) = \frac{\mu_{F^i}^l}{\sum_{l=1}^{24} \mu_{F^i}^l}.$$

The fuzzy sets of FLS  $\Psi_i^{*T} \varphi_i(\mathcal{X}_i)$  are defined over the interval  $[-\frac{11}{2}, \frac{11}{2}]$ . Define the vector  $\mathcal{X}_i$  as  $\mathcal{X}_i = [x_i, \xi_i, x_d, \dot{x}_d, \zeta, \dot{\zeta}]^T$  and for  $l = 1, 2, \dots, 12$ , define

$$\mathcal{X}_i^0 = \underbrace{\left[ \begin{array}{c} -\frac{13}{2} + l, -\frac{13}{2} + l \\ \vdots \\ -\frac{13}{2} + l, -\frac{13}{2} + l \end{array} \right]^T}_{6}.$$

Thus, the fuzzy membership functions of FLS  $\Psi_i^{*T} \varphi_i(\mathcal{X}_i)$  are given as

$$\mu_{F^\ell}^i(\mathcal{X}_i) = \exp\left(-\frac{(\mathcal{X}_i - \mathcal{X}_i^0)^T(\mathcal{X}_i - \mathcal{X}_i^0)}{2}\right).$$

Then, one can get the fuzzy basis function vector as  $\varphi_i(\mathcal{X}_i) = [\varphi_i^1(\mathcal{X}_i), \varphi_i^2(\mathcal{X}_i), \dots, \varphi_i^{12}(\mathcal{X}_i)]$ , where  $\varphi_i^\ell(\mathcal{X}_i) =$

$$\frac{\mu_{F^\ell}^i}{\sum_{\ell=1}^{12} \mu_{F^\ell}^i}.$$

For identifier updating laws (24), critic updating laws (26), and actor updating laws (28), the initial values are set as  $\hat{\Psi}_{f_1}(0) = \hat{\Psi}_{f_2}(0) = \hat{\Psi}_{f_3}(0) = \hat{\Psi}_{f_4}(0) = [0.1]_{24 \times 2}$ ,  $\hat{\Psi}_{c_1}(0) = [0.92]_{12 \times 2}$ ,  $\hat{\Psi}_{c_2}(0) = [0.94]_{12 \times 2}$ ,  $\hat{\Psi}_{c_3}(0) = [0.95]_{12 \times 2}$ ,  $\hat{\Psi}_{c_4}(0) = [0.96]_{12 \times 2}$ , and  $\hat{\Psi}_{a_1}(0) = [0.90]_{12 \times 2}$ ,  $\hat{\Psi}_{a_2}(0) = [0.91]_{12 \times 2}$ ,  $\hat{\Psi}_{a_3}(0) = [0.90]_{12 \times 2}$ ,  $\hat{\Psi}_{a_4}(0) = [0.91]_{12 \times 2}$ . The design parameters are selected as  $\omega_1 = 2, \omega_2 = 1.5, \omega_3 = 3, \omega_4 = 1.5$ ,  $\eta_{c1} = \eta_{c2} = \eta_{c3} = \eta_{c4} = 1, j = 1$ ;  $\bar{h}_1 = \bar{h}_2 = \bar{h}_3 = \bar{h}_4 = 45$ ;  $\eta_{a1} = \eta_{a2} = \eta_{a3} = \eta_{a4} = 2$ .  $R = \text{diag}\{0.8, 0.8\}$ ;  $P_1 = \text{diag}\{0.5, \dots, 0.5\}$ ,  $P_2 = \text{diag}\{0.7, \dots, 0.7\}$ ,  $P_3 = \text{diag}$

$\{0.3, \dots, 0.3\}$ ,  $P_4 = \text{diag}\{0.6, \dots, 0.6\}$ . It can be seen from Fig. 2 that the formation can be achieved by the presented

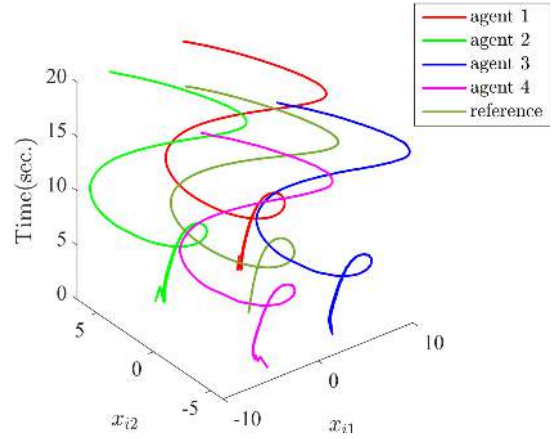


Fig. 2. Formation trajectories of agents.

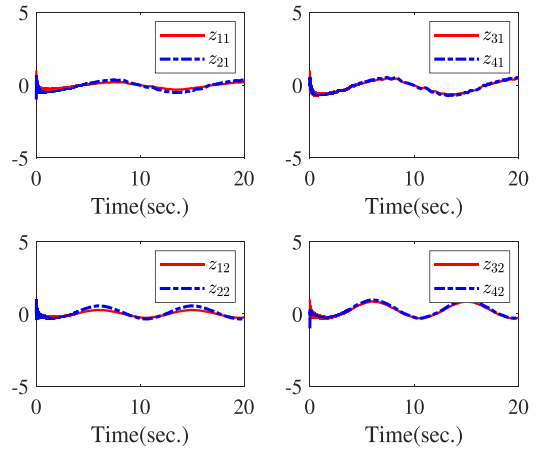


Fig. 3. Trajectories of formation errors  $z_{i1}$  and  $z_{i2}$ .

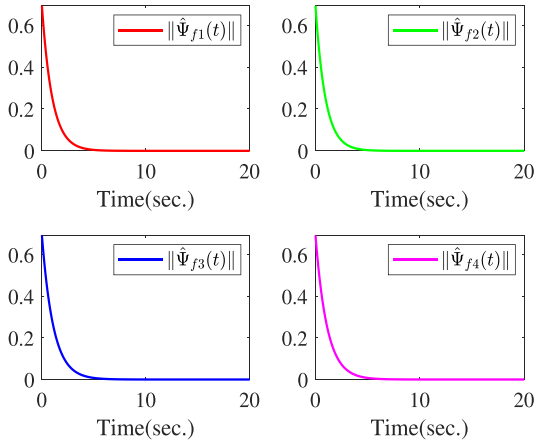


Fig. 4. Trajectories of  $\|\hat{\Psi}_{f_i}\|, i = 1, 2, 3, 4$ .

strategy. Fig. 3 shows the curves of errors. As observed from Fig. 3 that the errors  $z_i$  converge to the expected accuracy within 3(s). Figs. 4–6 show the norm of the identifier, critic, and actor parameter matrices. From Figs. 2 to 6, we can see that the presented method can realize the control goal. The comparison results between this article and the scheme in [20]

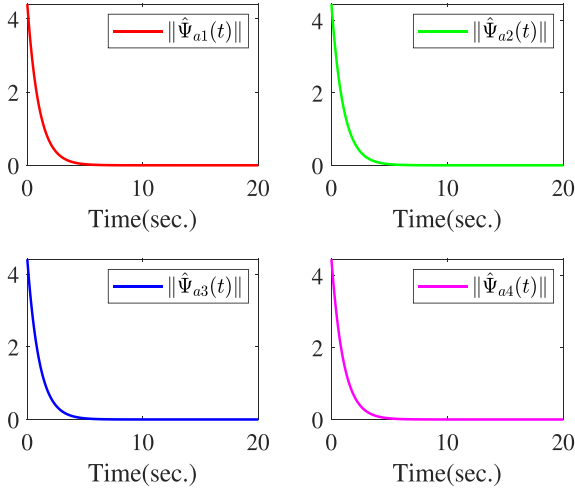


Fig. 5. Trajectories of  $\|\hat{\Psi}_{ai}\|, i = 1, 2, 3, 4$ .

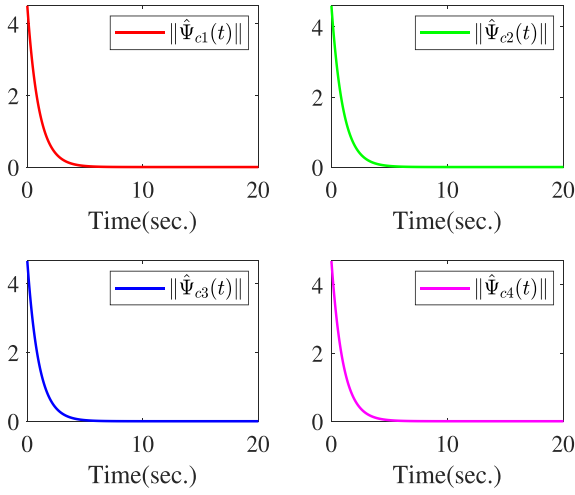


Fig. 6. Trajectories of  $\|\hat{\Psi}_{ci}\|, i = 1, 2, 3, 4$ .

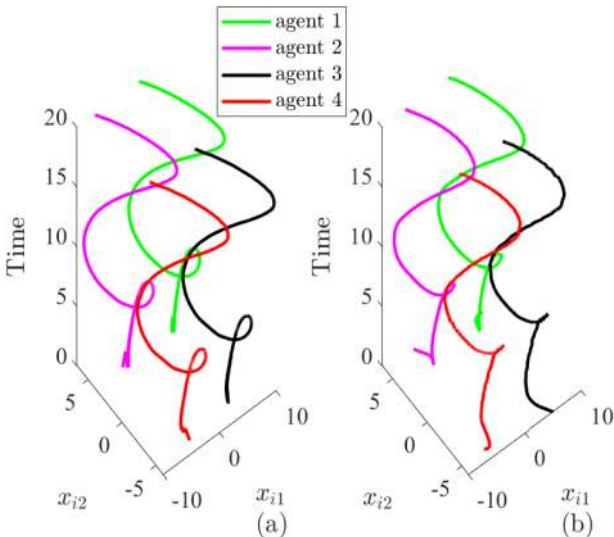


Fig. 7. Formation trajectories of agents.

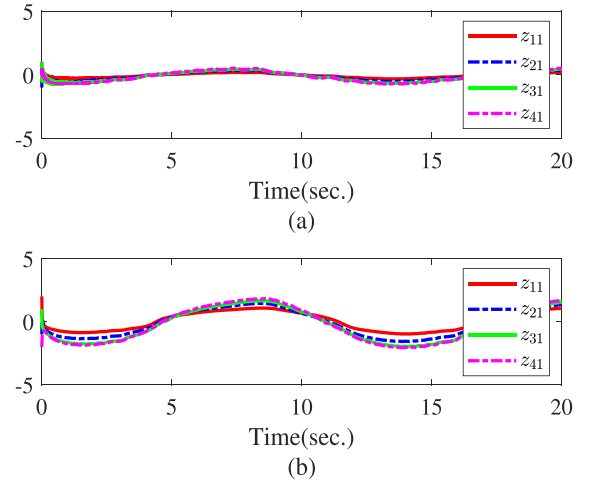


Fig. 8. Trajectories of formation errors  $z_{i1}, i = 1, 2, 3, 4$ .

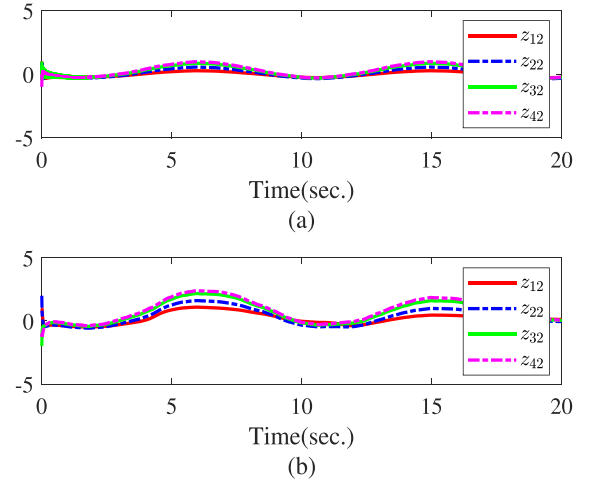


Fig. 9. Trajectories of formation errors  $z_{i2}, i = 1, 2, 3, 4$ .

are displayed in Figs. 7–9. Fig. 7(a) and (b) shows the formation of agents under the proposed scheme and formation control [20], respectively. Fig. 8(a) and (b) shows formation errors  $z_{i1}$  under the proposed scheme and formation control [20], respectively. Fig. 9(a) and (b) shows formation errors  $z_{i2}$  under the proposed scheme and formation control [20], respectively. The proposed scheme shows higher convergence accuracy than that in [20].

## V. CONCLUSION

In this article, the prescribed-time formation control problem was investigated for a class of MASs. First, a new auxiliary function was given, and then, a new performance index function considering formation error cost and control input energy cost was constructed. Then, by developing the RL algorithm with ACI structure, an optimal prescribed-time control approach was presented, which can minimize the constructed performance index function. In addition, the formation can be achieved, and the settling time can be prespecified as required. The validity of the presented control strategy was verified by an example.

Future work will focus on the prescribed-time formation control for MASs subjected to DoS attacks via RL.

## REFERENCES

- [1] R. S. Sharma, A. Mondal, and L. Behera, "Tracking control of mobile robots in formation in the presence of disturbances," *IEEE Trans. Ind. Inf.*, vol. 17, no. 1, pp. 110–123, Jan. 2021.
- [2] E. Børhaug, A. Pavlov, and E. Panteley, "Straight line path following for formations of underactuated marine surface vessels," *IEEE Trans. Control Syst. Technol.* vol. 19, no. 3, pp. 493–506, May 2011.
- [3] Y. H. Kang, D. L. Luo, B. Xin, J. Cheng, T. W. Yang, and S. L. Zhou, "Robust leaderless time-varying formation control for nonlinear unmanned aerial vehicle swarm system with communication delays," *IEEE Trans. Cybern.*, to be published, 2022, doi: 10.1109/TCYB.2022.3165007.
- [4] J. Zhang, H. Zhang, S. Sun, and Y. Cai, "Adaptive time-varying formation tracking control for multiagent systems with nonzero leader input by intermittent communications," *IEEE Trans. Cybern.*, to be published, doi: 10.1109/TCYB.2022.3165212.
- [5] J. Zhang, H. Zhang, Z. Ming, and Y. Mu, "Adaptive event-triggered time-varying output bipartite formation containment of multiagent systems under directed graphs," *IEEE Trans. Control Netw. Syst.*, to be published, doi: 10.1109/TNNLS.2022.3154028.
- [6] L. Tian, Y. Z. Hua, X. W. Dong, J. H. Lü, and Z. Ren, "Distributed time-varying group formation tracking for multiagent systems with switching interaction topologies via adaptive control protocols," *IEEE Trans. Ind. Informat.*, vol. 18, no. 2, pp. 8422–8459, Dec. 2022.
- [7] Y. Yu, J. Guo, C. Ahn, and Z. Xiang, "Neural adaptive distributed formation control of nonlinear multi-UAVs with unmodeled dynamics," *IEEE Trans. Neural Netw. Learn. Syst.*, 2023, to be published, doi: 10.1109/TNNLS.2022.3157079.
- [8] Y. Yu, J. Guo, M. Chadli, and Z. Xiang, "Distributed adaptive fuzzy formation control of uncertain multiple unmanned aerial vehicles with actuator faults and switching topologies," *IEEE Trans. Fuzzy Syst.*, vol. 31, no. 3, pp. 919–929, Mar. 2023.
- [9] Y. Tang, D. D. Zhang, P. Shi, W. B. Zhang, and F. Qian, "Event-based formation control for nonlinear multiagent systems under DoS attacks," *IEEE Trans. Autom. Control*, vol. 66, no. 1, pp. 452–459, Jan. 2021.
- [10] G. Wu, G. Wang, J. Sun, and J. Chen, "Optimal partial feedback attacks in cyber-physical power systems," *IEEE Trans. Autom. Control*, vol. 65, no. 9, pp. 3919–3926, Sep. 2020.
- [11] H. Zhang, P. Cheng, L. Shi, and J. Chen, "Optimal DoS attack scheduling in wireless networked control system," *IEEE Trans. Control Syst. Technol.*, vol. 24, no. 3, pp. 843–852, May 2016.
- [12] R. E. Bellman, *Dynamic Programming*. Princeton, NJ, USA: Princeton Univ. Press, 1957.
- [13] L. S. Pontryagin, "Robust process control," *Uspekhi Matematicheskikh Nauk*, vol. 14, pp. 3–20, 1959.
- [14] F. L. Lewis, D. Vrabie, and V. L. Syrmos, *Optimal Control*, 3rd ed. Hoboken, NJ, USA: Wiley, 2012.
- [15] G. X. Wen and B. Li, "Optimized leader-follower consensus control using reinforcement learning for a class of second-order nonlinear multiagent systems," *IEEE Trans. Syst., Man, Cybern. Syst.*, vol. 52, no. 9, pp. 5546–5555, Sep. 2022.
- [16] G. X. Wen and C. L. P. Chen, "Optimized backstepping consensus control using reinforcement learning for a class of nonlinear strict-feedback-dynamic multi-agent systems," *IEEE Trans. Neural Netw. Learn. Syst.*, vol. 34, no. 3, pp. 1524–1536, Mar. 2023.
- [17] Y. M. Li, J. X. Zhang, and S. C. Tong, "Fuzzy adaptive optimized leader-following formation control for second-order stochastic multi-agent systems," *IEEE Trans. Ind. Informat.*, vol. 18, no. 9, pp. 6026–6037, Sep. 2022.
- [18] J. Lan, Y. J. Liu, D. X. Yu, G. X. Wen, S. C. Tong, and L. Liu, "Time-varying optimal formation control for second-order multiagent systems based on neural network observer and reinforcement learning," *IEEE Trans. Neural Netw. Learn. Syst.*, to be published, doi: 10.1109/TNNLS.2022.3158085.
- [19] G. X. Wen, C. L. P. Chen, S. Z. S. Ge, H. Y. Yang, and X. G. Liu, "Optimized adaptive nonlinear tracking control using actor-critic reinforcement learning strategy," *IEEE Trans. Ind. Inf.*, vol. 15, no. 9, pp. 4969–4977, Sep. 2019.
- [20] G. X. Wen, C. L. P. Chen, J. Feng, and N. Zhou, "Optimized multi-agent formation control based on an identifier-actor-critic reinforcement learning algorithm," *IEEE Trans. Fuzzy Syst.*, vol. 26, no. 5, pp. 2719–2731, Oct. 2018.
- [21] G. X. Wen, C. L. P. Chen, and B. Li, "Optimized formation control using simplified reinforcement learning for a class of multiagent systems with unknown dynamics," *IEEE Trans. Ind. Electron.*, vol. 67, no. 9, pp. 7879–7888, Sep. 2020.
- [22] Y. Zhang, J. Guo, and Z. Xiang, "Finite-time adaptive neural control for a class of nonlinear systems with asymmetric time-varying full-state constraints," *IEEE Trans. Neural Netw. Learn. Syst.*, to be published, doi: 10.1109/TNNLS.2022.3164948.
- [23] Y. Zhang, M. Chadli, and Z. Xiang, "Predefined-time adaptive fuzzy control for a class of nonlinear systems with output hysteresis," *IEEE Trans. Fuzzy Syst.*, to be published, doi: 10.1109/TFUZZ.2022.3228012.
- [24] H. D. Zhou, S. Sui, and S. C. Tong, "Finite-time adaptive fuzzy prescribed performance formation control for high-order nonlinear multi-agent systems based on event-triggered mechanism," *IEEE Trans. Fuzzy Syst.*, vol. 31, no. 4, pp. 1229–1239, Apr. 2023.
- [25] F. Xiao, L. Wang, J. Chen, and Y. P. Gao, "Finite-time formation control for multi-agent systems," *Automatica*, vol. 45, no. 11, pp. 2605–2611, 2009.
- [26] Y. F. Liu and Z. Y. Geng, "Finite-time formation control for linear multi-agent systems: A motion planning approach," *Syst. Control Lett.*, vol. 85, pp. 54–60, 2015.
- [27] Y. Z. Hua, X. W. Dong, L. Han, Q. D. Li, and Z. Ren, "Finite-time time-varying formation tracking for high-order multiagent systems with mismatched disturbances," *IEEE Trans. Syst., Man, Cybern. Syst.*, vol. 50, no. 10, pp. 3795–3803, Oct. 2020.
- [28] W. L. Cheng, K. Zhang, and B. Jiang, "Fixed-time fault-tolerant formation control for a cooperative heterogeneous multiagent system with prescribed performance," *IEEE Trans. Syst., Man, Cybern. Syst.*, vol. 53, no. 1, pp. 462–474, Jan. 2023.
- [29] S. P. Chang, Y. J. Wang, and Z. Q. Zuo, "Fixed-time formation-containment control for uncertain multi-agent systems with varying gain extended state observer," *Inf. Sci.*, vol. 612, pp. 759–779, 2022.
- [30] H. Q. Hou, Y. J. Liu, J. Lan, and L. Liu, "Adaptive fuzzy fixed time time-varying formation control for heterogeneous multi-agent systems with full state constraints," *IEEE Trans. Fuzzy Syst.*, vol. 31, no. 4, pp. 1152–1162, Apr. 2022, doi: 10.1109/TFUZZ.2022.3195609.
- [31] X. H. Zheng, H. Y. Li, C. K. Ahn, and D. Y. Yao, "NN-based fixed-time attitude tracking control for multiple unmanned aerial vehicles with nonlinear faults," *IEEE Trans. Aerosp. Electron. Syst.*, vol. 59, no. 2, pp. 1738–1748, Apr. 2023, doi: 10.1109/TAES.2022.3205566.
- [32] B. Mao, X. Q. Wu, J. H. Lü, and G. R. Chen, "Predefined-time bounded consensus of multiagent systems with unknown nonlinearity via distributed adaptive fuzzy control," *IEEE Trans. Cybern.*, vol. 53, no. 4, pp. 2622–2635, Apr. 2023.
- [33] X. Chen, H. Yu, and F. Hao, "Prescribed-time event-triggered bipartite consensus of multiagent systems," *IEEE Trans. Cybern.*, vol. 52, no. 4, pp. 2589–2598, Apr. 2022.
- [34] H. J. Liang, Y. H. Zhang, T. W. Huang, and H. Ma, "Prescribed performance cooperative control for multiagent systems with input quantization," *IEEE Trans. Cybern.*, vol. 50, no. 5, pp. 1810–1819, May 2020.
- [35] Y. H. Ren, W. N. Zhou, Z. W. Li, L. Liu, and Y. Q. Sun, "Prescribed-time consensus tracking of multiagent systems with nonlinear dynamics satisfying time-varying Lipschitz growth rates," *IEEE Trans. Cybern.*, vol. 53, no. 4, pp. 2097–2109, Apr. 2023.
- [36] K. Li, C. C. Hua, X. You, and C. K. Ahn, "Output feedback predefined-time bipartite consensus control for high-order nonlinear multiagent systems," *IEEE Trans. Circuits Syst. I, Reg. Papers*, vol. 68, no. 7, pp. 3069–3078, Jul. 2021.
- [37] J. K. Ni, L. Liu, Y. Tang, and C. X. Liu, "Predefined-time consensus tracking of second-order multiagent systems," *IEEE Trans. Syst., Man, Cybern., Syst.*, vol. 51, no. 4, pp. 2550–2560, Apr. 2021.
- [38] Y. J. Wang, Y. D. Song, D. J. Hill, and M. Krstic, "Prescribed-time consensus and containment control of networked multiagent systems," *IEEE Trans. Cybern.*, vol. 49, no. 4, pp. 1138–1147, Apr. 2019.
- [39] M. Krstic, I. Kanellakopoulos, and P. V. Kokotovic, *Nonlinear and Adaptive Control Design* (Adaptive and Learning Systems for Signal Processing, Communications and Control Series). Hoboken, NJ, USA: Wiley, 1995.
- [40] R. W. Beard, G. N. Saridis, and J. T. Wen, "Galerkin approximations of the generalized Hamilton-Jacobi-Bellman equation," *Automatica*, vol. 33, no. 12, pp. 2159–2177, 1997.
- [41] G. X. Wen, C. L. P. Chen, Y. J. Liu, and L. Zhi, "Neural network-based adaptive leader-following consensus control for a class of nonlinear multiagent state-delay systems," *IEEE Trans. Cybern.*, vol. 47, no. 8, pp. 2151–2160, Aug. 2017.